


330 CONTAINER TRAILER



**OPTION
CHAIN DRIVE**

- 42', 48', 50', 53'
- Single or Tandem Axle
- 12,000 lb. Pull Rating
- Skid Plate - Side Rail



- Spring or Air Ride Suspension

Chain Drive Load System



PROVEN SOLUTIONS FOR YOUR HAULING NEEDS!
1-800-428-5655 | www.landoll.com/trailers


STANDARD & OPTIONAL EQUIPMENT/FEATURES

Model 330 Container Trailer


Included with Chain Drive Option



Bridle Chain



Front Side Pin Lock Down



Push Blade

MODEL 330 Optional Equipment



25HP Kohler Engine



MODEL 330 Standard Equipment



- Jost 2 Speed Crank Down Landing Gear
- 4 "D" Rings
- 4 Ratchets with Strap Hooks
- Left Side Tool Box
42" W x 28" D x 9" H
- Centralized Grease System



Patent Rights Reserved



Pictures and content may include optional equipment and/or standard features that may not be standard on all models. Specification and design subject to change without notice. Weights and measurements are best estimates and should not be treated as actual. There are other features and optional equipment available. If you have any questions, consult the factory. Capacity ratings are frame capacities only. Actual load capacities may be restricted by factors such as gross axle weight ratings (GAWR) or state and federal regulations.



CALL 1-800-428-5655
REMEMBER: QUALITY IS ALWAYS A BARGAIN!

1900 North Street | Marysville, KS 66508 | Phone:785-562-5381 | Fax:888-293-6779

SCAN FOR MORE

