


REPAIR PARTS CATALOG



SURE-TILL HARROW

MODELS DS-102 DS-142 DS-180

IMPORTANT!

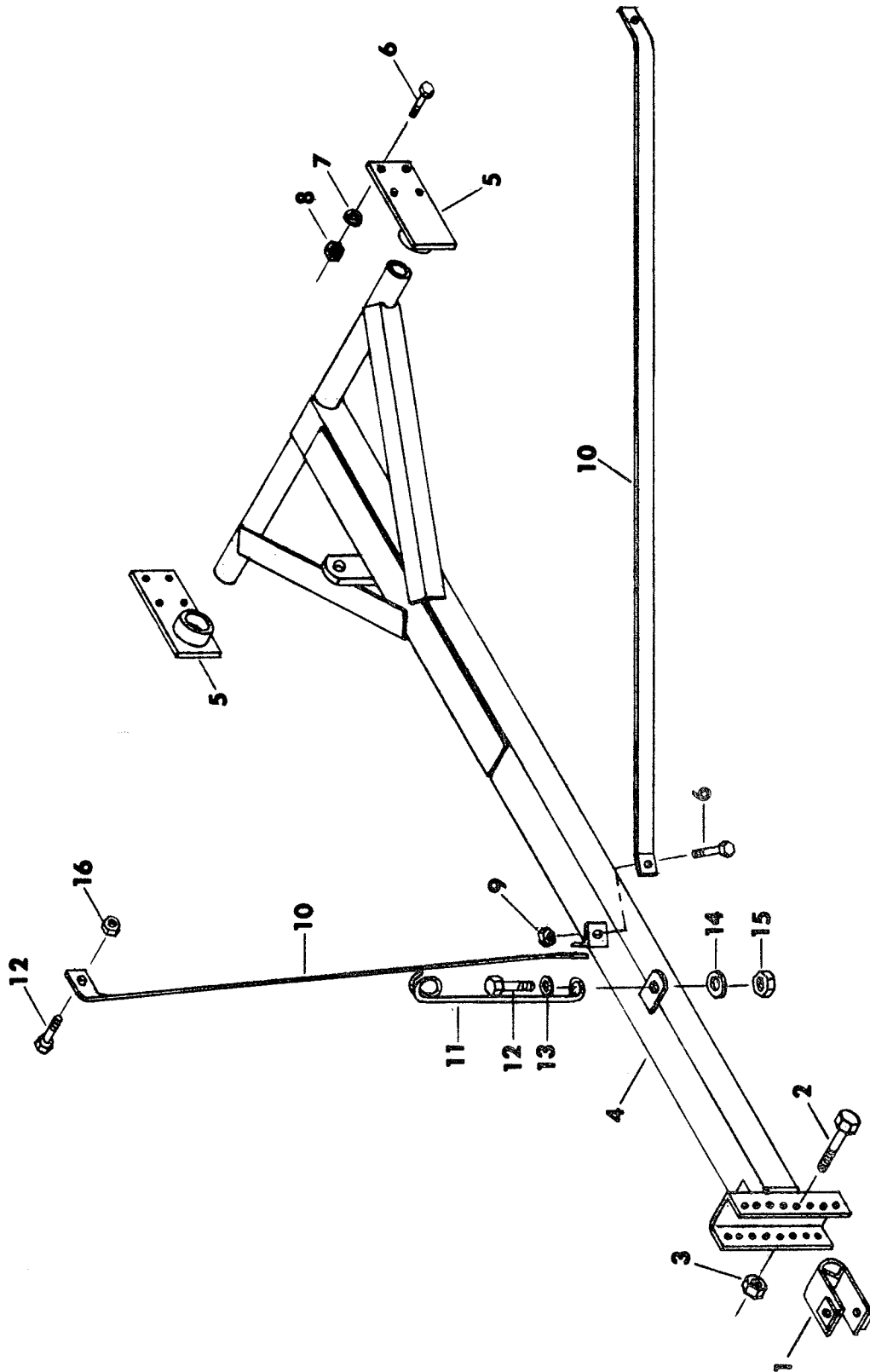
Repairs cannot be purchased retail direct from factory. Order through your Brillion dealer or any established implement dealer.

MODEL NO.

DATE PURCHASED

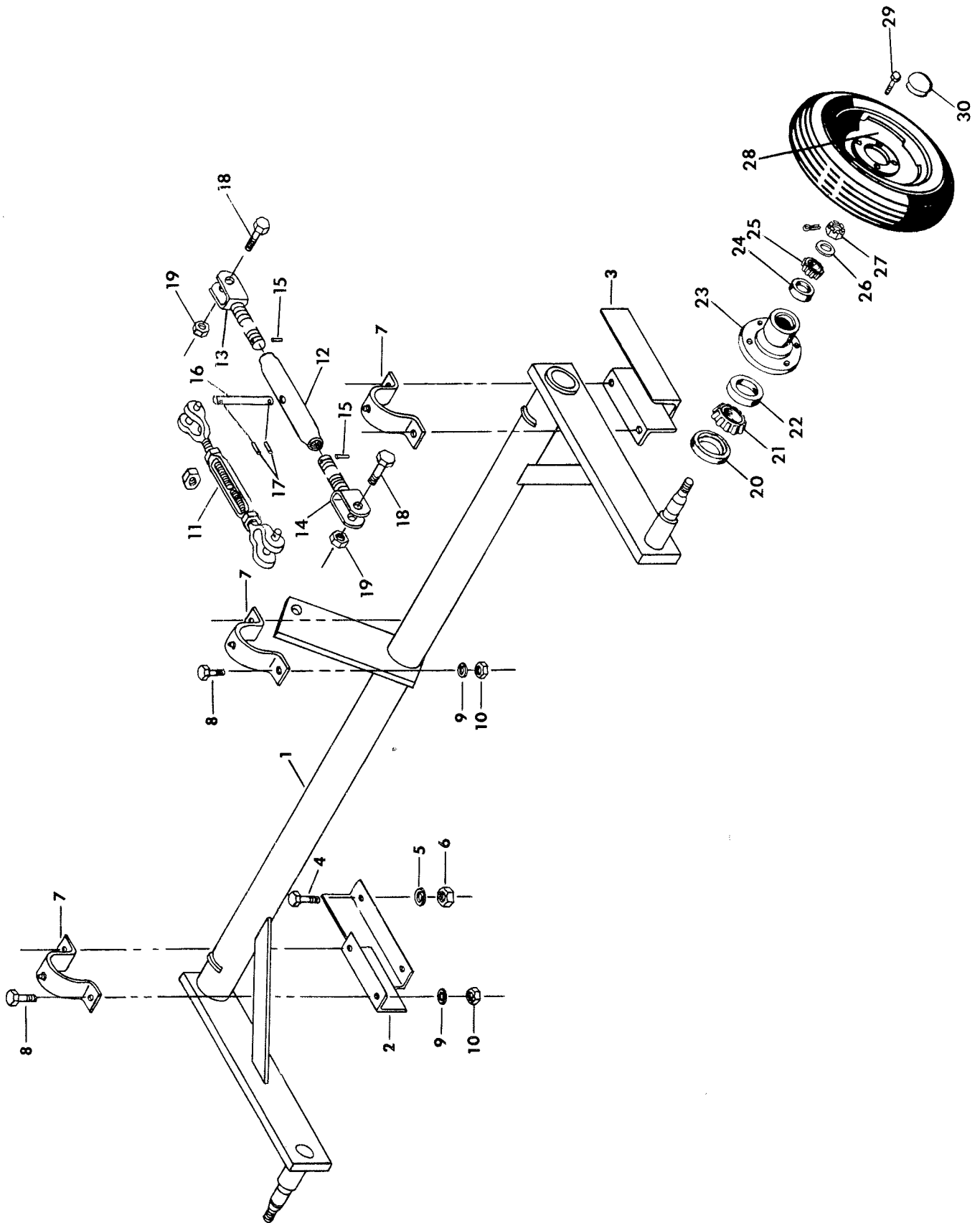


BRILLION IRON WORKS
BRILLION, WISCONSIN 54110



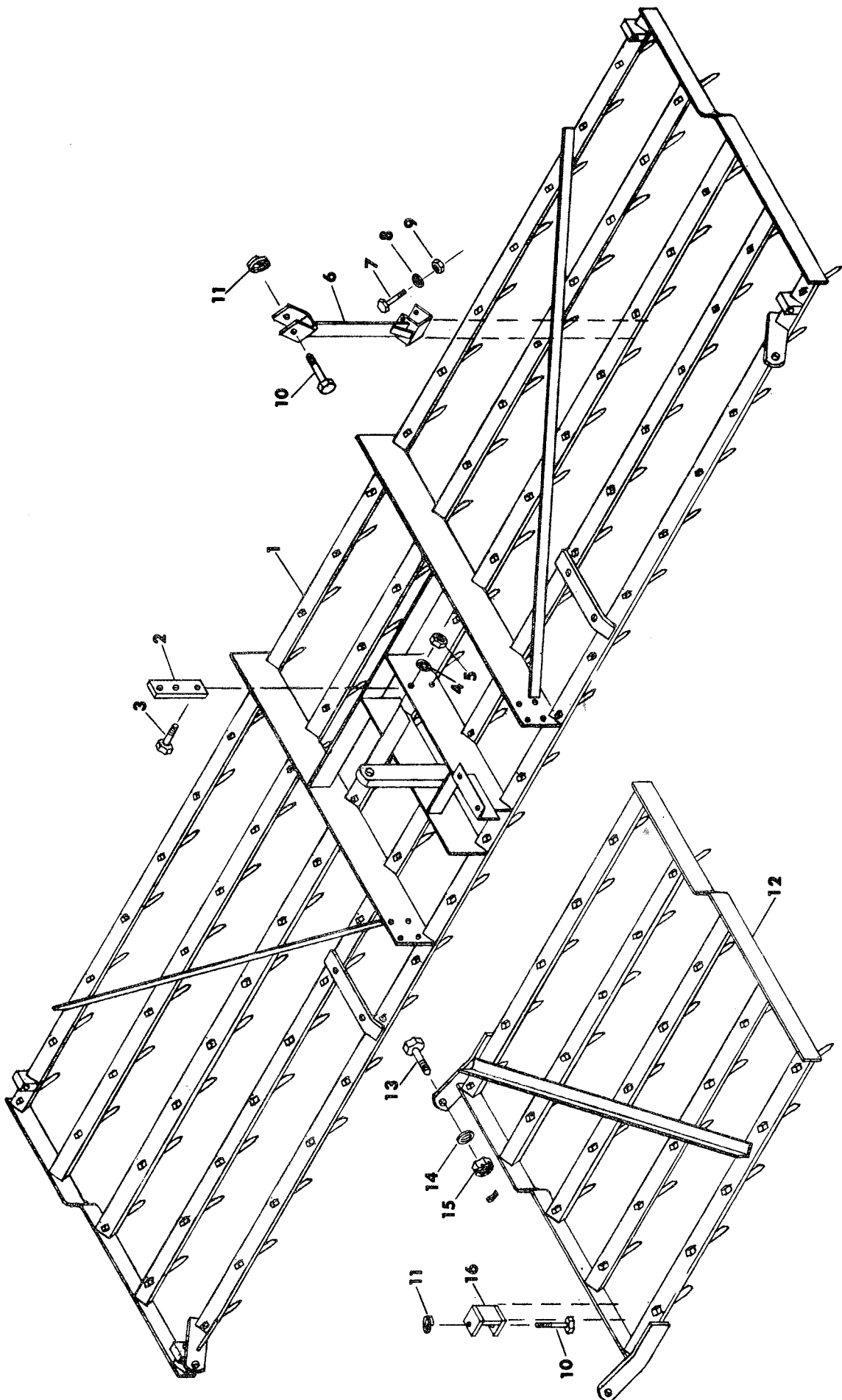
DRAWBAR ASSEMBLY

Index No.	Part No.	Description	No. Req'd.	Weight
1	2D-349	Clevis	1	5.00
2	2D-488	Capscrew, 3/4-10 NC x 5 Long	1	.9
3	6C-729	Locknut, 3/4-10 NC, Hex Stover	1	.35
4	1J-627	Drawbar	1	132.0
5	2J-205	Drawbar Bracket	2	5.5
6	8C-527	Capscrew, 1/2-13 NC x 1-1/2 Long, Grade 5	10	.18
7	1C-109	Lockwasher, 1/2 Med.	8	.18
8	1C-390	Nut, 1/2-13 NC Reg. Hex	8	
9	5C-392	Locknut, 1/2-13 NC, Hex Stover	2	
10	2J-208	Drawbar Brace (for 15' Harrow Frame)	2	16.5
11	6D-333	Hose Support	1	2.00
12	2D-474	Capscrew, 5/8-11 NC x 1-3/4 Long, Grade 5	3	
13	1C-122	Flat Washer, 5/8 Std.	1	.2
14	1B-166	Lockwasher, 5/8 Med.	1	.2
15	1C-392	Nut, 5/8-11 NC Reg. Hex	1	.2
16	5C-461	Locknut, 5/8-11 NC Hex Stover	2	.1



AXLE ASSEMBLY

Index No.	Part No.	Description	No. Req'd.	Weight
1	1J-756	Axle Assembly	1	131.0
2	1J-764	Axle Mount, Right Hand	1	7.5
3	1J-765	Axle Mount, Left Hand	1	7.5
4	5C-460	Capscrew, 5/8-11 NC x 2" Long, Grade 5	4	
5	1B-166	Lockwasher, 5/8 Med.	4	
6	1C-392	Nut, 5/8-11 NC Reg. Hex	4	
7	3D-543	Bearing Clamp	3	1.9
8	8C-527	Capscrew, 1/2-13 NC x 1-1/2 Long, Grade 5	6	
9	1C-109	Lockwasher, 1/2 Med.	6	
10	1C-390	Nut, 1/2-13 NC Reg. Hex	6	
11	1J-770	Turnbuckle Obsolete - Order 8D-589 and		
	1C-210	Nut, 3/4-10 NC Reg. Hex Items 16 and 17		
*	8D-589	Turnbuckle Assembly - Complete - Includes Items 12 13, 14 and 15		8.4
12	8D-597	Turnbuckle Body	1	2.5
13	8D-601	R.H. Screw Assembly	1	2.68
14	8D-602	L.H. Screw Assembly	1	2.68
15	7C-870	Roll Pin, 3/16" x 1-1/8" Long	2	
16	4J-169	Rod	1	.7
17	7C-940	Roll Pin, 3/16" x 7/8" Long	2	
18	3D-510	Capscrew, 3/4-10 NC x 2-1/2" Long, Grade 5	2	
19	6C-729	Nut, 3/4-10 NC Hex Stover	2	
20	5C-910	Seal	2	.13
21	5C-913	Bearing Cone #LM67048	2	.5
22	5C-914	Bearing Cup #LM67010	2	.3
23	5C-904	Wheel Hub	2	6.25
24	5C-912	Bearing Cup #LM11910	2	.3
25	5C-911	Bearing Cone #LM11949	2	.4
26	5C-907	Washer, 5/8 SAE Flat	2	.1
27	5C-909	Slotted Nut, 5/8-18 NF	2	.2
	1C-986	Cotter Pin, 1/8 Dia. x 1-1/2" Long	2	
28	5C-916	Wheel - 15"	2	16.0
29	5C-100	Wheel Bolt	8	.2
30	5C-908	Hub Cap	2	.25



FRAME AND WING ASSEMBLY

Index No.	Part No.	Description	No. Req'd.	Weight
1	2J-350	8 Ft. 6 In. Main Frame	1	406.5
	2J-347	11 Ft. 10 In. Main Frame	1	518.1
	1J-626	15 Ft. Main Frame	1	635.3
	8D-250	Spike Tooth		1.40
		For 8 Ft. 5 In. Frame	50	
	For 11 Ft. 10 In. Frame	70		
	For 15 Ft. Frame	90		
2	1J-768	Lug	1	2.9
3	5C-460	Capscrew, 5/8-11 NC x 2 Long, Grade 5	2	
4	1B-166	Lockwasher, 5/8 Med.	2	
5	1C-392	Nut, 5/8-11 NC Reg. Hex	2	
6	1J-632	Wing Stand, Left Hand	1	8.0
	1J-633	Wing Stand, Right Hand	1	8.0
7	6D-769	Capscrew, 3/8-16 NC x 3" Long	4	
8	1C-183	Lockwasher, 3/8 Med.	4	
9	1C-277	Nut, 3/8-16 NC Reg. Hex	4	
10	8D-297	Drilled Bolt, 3/8-16 NC x 4 Long	2	.30
11	8D-298	Ring Pin	2	.10
12	2J-161	3 Ft. 6 In. Right Hand Wing	1	150.0
	2J-162	3 Ft. 6 In. Left Hand Wing	1	150.0
	9D-528	4 Ft. 4 In. Right Hand Wing	1	175.0
	9D-529	4 Ft. 4 In. Left Hand Wing	1	175.0
	9D-530	5 Ft. 2 In. Right Hand Wing	1	200.0
	9D-531	5 Ft. 2 In. Left Hand Wing	1	200.0
	8D-250	Spike Tooth		1.40
		For One 3 Ft. Wing	20	
		For One 4 Ft. Wing	25	
		For One 5 Ft. Wing	30	
13	9D-554	Drilled Bolt, 5/8-11 NC x 4 Long, Grade 5	4	.40
14	5C-907	Flat Washer, 5/8 SAE	4	.15
15	4D-529	Slotted Nut, 5/8-11 NC	4	.2
	1C-205	Cotter Pin, 5/32 Dia. x 1-1/2 Long	4	.08
	8D-295	Optional Wing Hold Down Kit		
16	8D-296	Clamp	4	2.00
10	8D-297	Drilled Bolt, 3/8-16 NC x 4" Long	4	.30
11	8D-298	Ring Pin	4	.10

