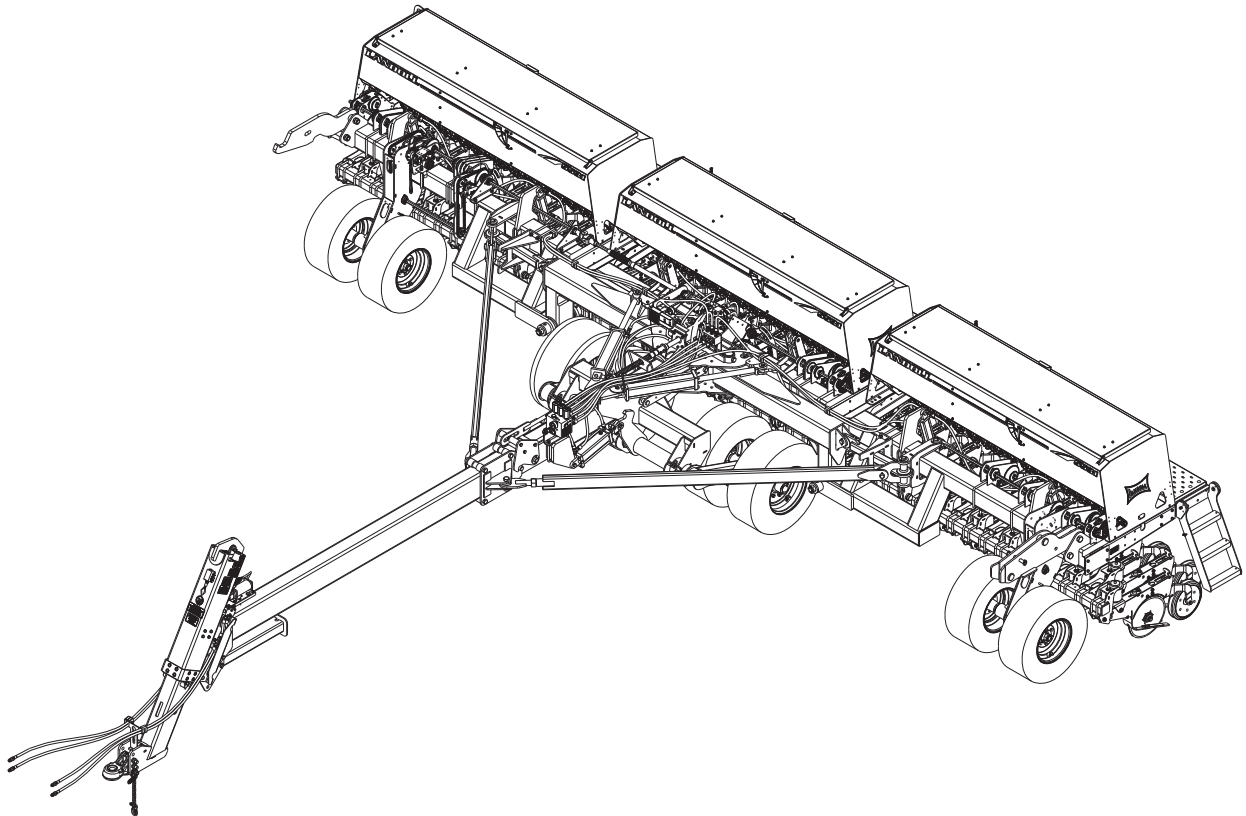




**Model 5531
Grain Drill
Parts Manual**



LANDOLL COMPANY, LLC

1900 North Street

Marysville, Kansas 66508

(785) 562-5381

800-428-5655 ~ WWW.LANDOLL.COM

Instructions for Ordering Parts

**** Repair parts must be ordered through an Authorized Dealer ****

DEALER INSTRUCTIONS FOR ORDERING PARTS FROM LANDOLL PARTS DISTRIBUTION CENTER

Phone #: 800-423-4320 or 785-562-5381

Fax #: 888-527-3909

Order online: dealer.landoll.com

IDENTIFICATION PLATE

The identification plate, which lists the model number and serial number, is located on the front of the frame.

SERIAL NUMBER

The serial number is located on the identification plate.
The Following information will help decode the 5531 Grain Drill serial number

55H2021100 = xxmysssss

QR CODE DECAL

The 5000 series QR code decal, may be scanned to link you to the most current manuals, located on the front of the frame *See Figure 1-1*

xx	= model series (i.e. 55 for Grain Drill, Fold)
m	= month of manufacture (ex. "H" means October. The letter I is not used.)
yy	= year manufactured (ex. "14" means 2021)
SSSSS	= Sequential number used to track warranty and service information.

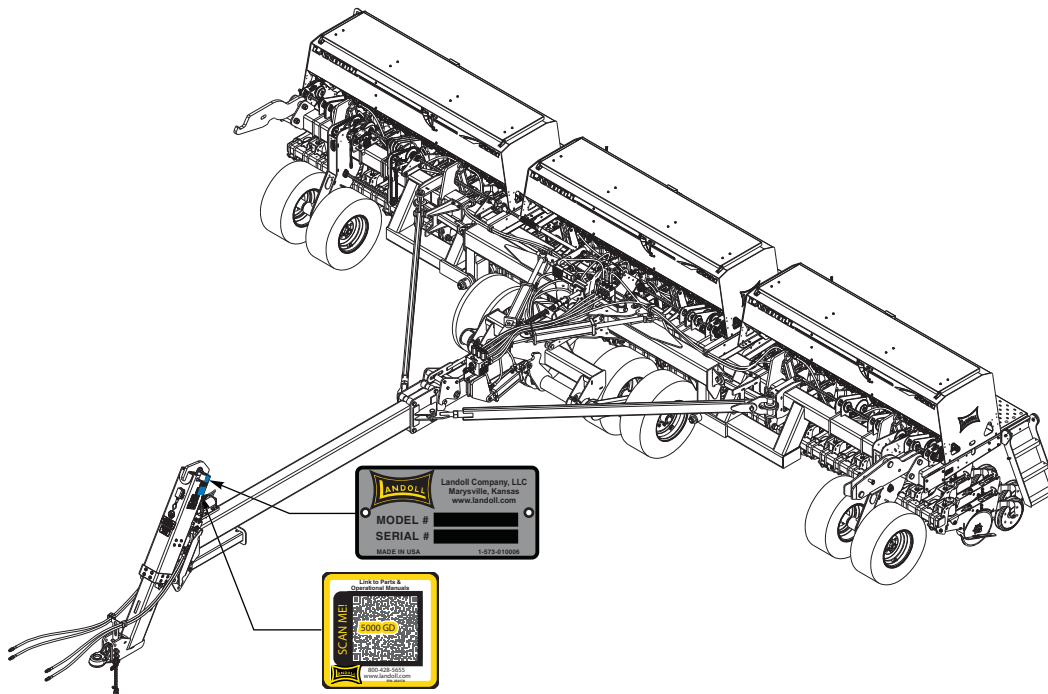


Figure 1-1: Identification Plate and Location

Manuals for 5531 Grain Drill

Manual Number	Manual Type
F-716	Operator's Manual
F-717	Parts Manual

Table of Contents

1 Hitch Assemblies

Hitch Assembly Front	1-1
Lift Assembly	1-3
Hub and Spindle Assembly - 156972	1-5
Hub and Spindle Assembly - 223440	1-7
Hitch Assemblies	1-9

2 Frame Assemblies

Frame and Wing Brace Assembly 5531-30' (1 of 2)	2-1
Frame and Wing Brace Assembly 5531-30' (2 of 2)	2-3
Frame and Wing Brace Assembly 5531-40' (1 of 2)	2-5
Frame and Wing Brace Assembly 5531-40' (2 of 2)	2-7
Transport Lock Assembly	2-9
Wing Wheel Assembly	2-11
Drive Wheel Assembly	2-13
Seed Drive Clutch Assembly	2-15
Right Seed Drive Assembly	2-17
Left Seed Drive Assembly	2-19
Fertilizer Drive Assembly	2-21

3 Box Assemblies

Box Assemblies	3-1
Box Assembly, Grain W/O Fertilizer	3-9
Box Assembly W/O Fertilizer	3-11
Box Assembly, Right W/O Fertilizer	3-13
Box Assembly, Left W/O Fertilizer	3-17
Box Assembly W/Fertilizer	3-21
Fertilizer Assembly	3-25
Seed Box Assembly W/Fertilizer	3-27
Seed Box Assembly, Right W/Fertilizer	3-31
Seed Box Assembly, Left W/Fertilizer	3-35
Fill Shield Assembly	3-39
Seed Level Indicator	3-41
Seed Meter Assembly (Before 12-18-2018)	3-43
Seed Meter Assembly (After 12-18-2018)	3-45
Seed Meter Assembly, Right (Before 12-18-2018) (1 of 4)	3-47
Seed Meter Assembly, Right (After 12-18-2018) (2 of 4)	3-49
Seed Meter Assembly, Right (Before 12-18-2018) (3 of 4)	3-51
Seed Meter Assembly, Right (After 12-18-2018) (4 of 4)	3-53
Seed Meter Assembly, Left (Before 12-18-2018) (1 of 2)	3-55
Seed Meter Assembly, Left (After 12-18-2018) (2 of 2)	3-57
Seed Meter Housing Assembly	3-59
Seed Shaft Bearing Assembly (Before 12-18-2018)	3-61
Seed Shaft Bearing Assembly (After 12-18-2018)	3-63

Seed Rate Adjust Assembly, Left 3-65
 Walkboard Assembly 3-67
 Ladder Assembly 3-69

4 Air Opener Assemblies

Air Opener Assembly (Before 5-1-2016) 4-1
 12v Air Compressor Assembly (Before 5-1-2016) 4-3
 Air Manifold Assembly (Before 5-1-2016) 4-4
 Air Opener Assembly (From 5-1-2016 to 8-3-2018) 4-5
 12v Air Compressor Assembly (After 5-1-2016) 4-7
 Air Manifold W/Regulator Assembly (After 5-1-2016 to 11-6-2020) 4-9
 Air Manifold W/Regulator Assembly (After 5-1-2016 to 8-3-2018) 4-10
 Air Opener Assembly (After 8-3-2018 to 11-6-2020) 4-11
 Air Manifold Assembly 5531-30' 4-13
 Air Manifold Assembly 5531-40' 4-15
 Air Opener Assembly (After 11-6-2020) 4-17
 Air Relief Manifold Assembly (After 11-6-2020) 4-19
 Air Manifold Assembly 5531-30' (After 11-6-2020) 4-21
 Air Manifold Assembly 5531-40' (After 11-6-2020) 4-23
 Air Opener Assembly 4-25
 Press Wheel Assembly - Air Opener 4-27

5 Spring Opener Assemblies

Spring Opener Assembly 5-1
 Press Wheel Assembly - Spring Opener 5-3

6 Rebounder Assemblies

Rebounder Assembly 6-1

7 Point Row Clutch Assemblies

Point Row Clutch Assembly 7-1

8 Agitator Assemblies

Agitator Assembly 5531-30' 8-1
 Agitator Assembly 5531-40' 8-3

9 Small Seed Box Assemblies

Small Seed Box Assembly 5531-30' 9-1
 Small Seed Box Assembly 5531-40' 9-3
 Small Seed Box Assembly, Left 9-5
 Small Seed Box Assembly, Right 9-7
 Seed Box Assembly, Small 7-1/2" SP 9-9
 Seed Box Assembly, Small 10" SP 9-11
 Seed Shaft Bearing Assembly, Right 9-13
 Seed Shaft Bearing Assembly, Left 9-15

10 Hydraulic Down Pressure Assemblies

Hydraulic Down Pressure Opener Bar Assembly 10-1
 Hydraulic Down Pressure Drive Assembly 10-3

	Hydraulic Down Pressure Clutch W/Flange Assembly	10-5
	Hydraulic Down Pressure Clutch W/Sprocket Assembly	10-7
	Hydraulic Down Pressure Opener Assembly 5531-30'	10-9
	Hydraulic Down Pressure Opener Assembly 5531-40'	10-11
	Hydraulic Down Pressure Opener Valve Assembly	10-13
	Down Pressure Manifold Assembly	10-15
	Hydraulic Down Pressure Wiring Assembly	10-17
11	Lift Hydraulic Assemblies	
	Hydraulic Lift Assembly Front	11-1
	Hydraulic Lift Assembly Rear	11-3
12	Fold Hydraulic Assemblies	
	Fold Hydraulic Assembly	12-1
	Hydraulic Opener Assembly 5531-30'	12-3
	Hydraulic Opener Assembly 5531-40'	12-5
13	Cylinder Assemblies	
	4 x 24" Hydraulic Cylinder	13-1
	4 x 20" Hydraulic Cylinder	13-2
	4 x 10" Hydraulic Cylinder	13-3
	2-1/2 x 8" Hydraulic Cylinder	13-4
	2 x 10" Hydraulic Cylinder	13-5
	2-1/2 x 10" Hydraulic Cylinder	13-6
	3 x 8" Hydraulic Cylinder	13-7
	3-1/2 x 6" Hydraulic Cylinder	13-8
	2-1/2 x 20" Hydraulic Cylinder	13-9
14	Monitor Assemblies	
	Drill Monitor Loup II Assembly	14-1
	Drill Monitor Loup Mini Assembly	14-3
	Drill Monitor Loup Elite Assembly	14-5
15	Electrical	
	Electrical Assembly W/LED Lights Wiring Chart	15-1
	Electrical Assembly W/LED Lights	15-3
16	Decals	
	Decals	16-1
	Decal Installation	16-3
17	Scale Mount Assembly (Optional)	
	Scale Mount Assembly	17-1
18	Marker Assemblies (Optional)	
	Marker Assembly (1 of 2)	18-1
	Marker Assembly (2 of 2)	18-3
	Marker Blade Assembly	18-5
	Hydraulic Marker Assembly	18-7

19 Rear Tow Hitch Assemblies (Optional)

Rear Tow Hitch Assembly 19-1

20 Glossary

21 Index

Hitch Assemblies

Hitch Assembly Front

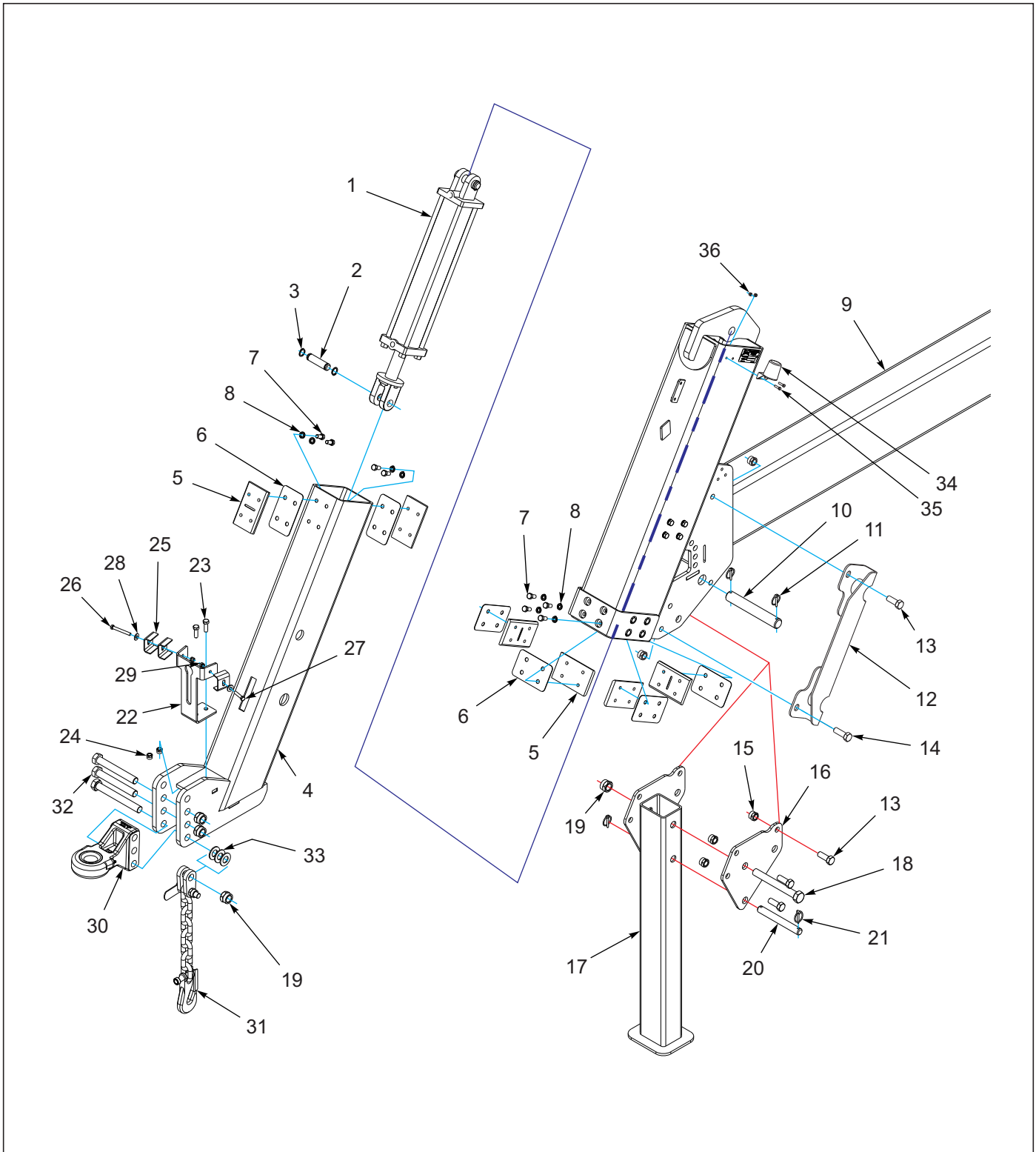


Figure 1-1: Hitch Assembly Front

Hitch Assembly Front

ITEM	PART NUMBER	DESCRIPTION	QTY.
1	1-242-010172-3	CYL HYD 4X24 3000PSI (SEE PAGE 13-1)	1
2	154853	PIN, 1" X 4"	1
3	1-630-010021-03	RING, RETAINING 1.0 HD	2
4	143886	TUBE WLDMT TELESCOPING HITCH	1
5	151533	SHIM, HITCH SLIDE	8
6	143916	PLATE, SLIDE	8
7	1-654-010055-14	SCREW,HX CP,1/2-13UNCX4-1/2G5	32
8	1-861-010034-13	WASHER, LKG HLCL SPR, 1/2	32
9	143989	HITCH WLDMT, 5530-30	1
9	154820	HITCH WLDMT, 5530-40	1
10	153859	PIN, 1-1/2 X 10	1
11	70592442	PIN,SNAPPER	2
12	161555	SHIELD, HYD HOSE	2
13	1-654-010061-05	SCREW,HHC,3/4-10UNCX2,GR5,ZP	12
14	1-654-010061-06	SCREW,HXCP,3/4-10UNCX2-1/4GR5	2
15	1-512-010005-15	NUT,HEX,SLFLKG GRB 3/4-10	8
16	151605	BRACKET, JACK STAND	2
17	143882	STAND WLDMT JACK	1
18	154888	SCREW HEX CAP, 1-8UNCX9 GR5	1
19	1-512-010005-19	NUT 1-8 HEX SLF-LOCKING GRB	4
20	144355	PIN 1 X 8	1
21	70239854	PIN QUICK HITCH	2
22	153822	BRACKET, HOSE HOLDER	1
23	1-654-010055-03	SCREW,HEX CAP,1/2-13UNCX1-1/2	2
24	1-512-010005-09	NUT,HEX,SLFLKG, 1/2-13 GRB	2
25	2-181-010001	HOSE CLAMP	3
26	1-654-010051-13	SCREW,HX CP,3/8-16UNCX3,GR5	1
27	1-654-010051-08	SCREW,HEX CAP,3/8-16X1-3/4 G	1
28	1-861-010032-11	WASHER, FLAT 3/8 W ZP/CD	2
29	1-512-010005-05	NUT, HEX, SLFLKG GRB 3/8-16	2
30	189451	HITCH, BALL CAT IV 3-HOLE (SEE PAGE 1-9)	1
30	177032	HITCH, BALL CAT V (SEE PAGE 1-9)	1
31	141434	SAFETY CHAIN 21,000LB	1
32	153696	BOLT, HITCH CLEVIS	3
33	1-861-010032-24	WASHER FL 1IN NARROW ZP	3
34	2-368-010287	HARNESS, STOR-A-WAY	1
35	1-654-010047-06	SCREW,HX CP 1/4-20UNCX1 GR5	2
36	1-512-010005-01	NUT,HEX,SLFLKG GRB 1/4-20	2

Lift Assembly

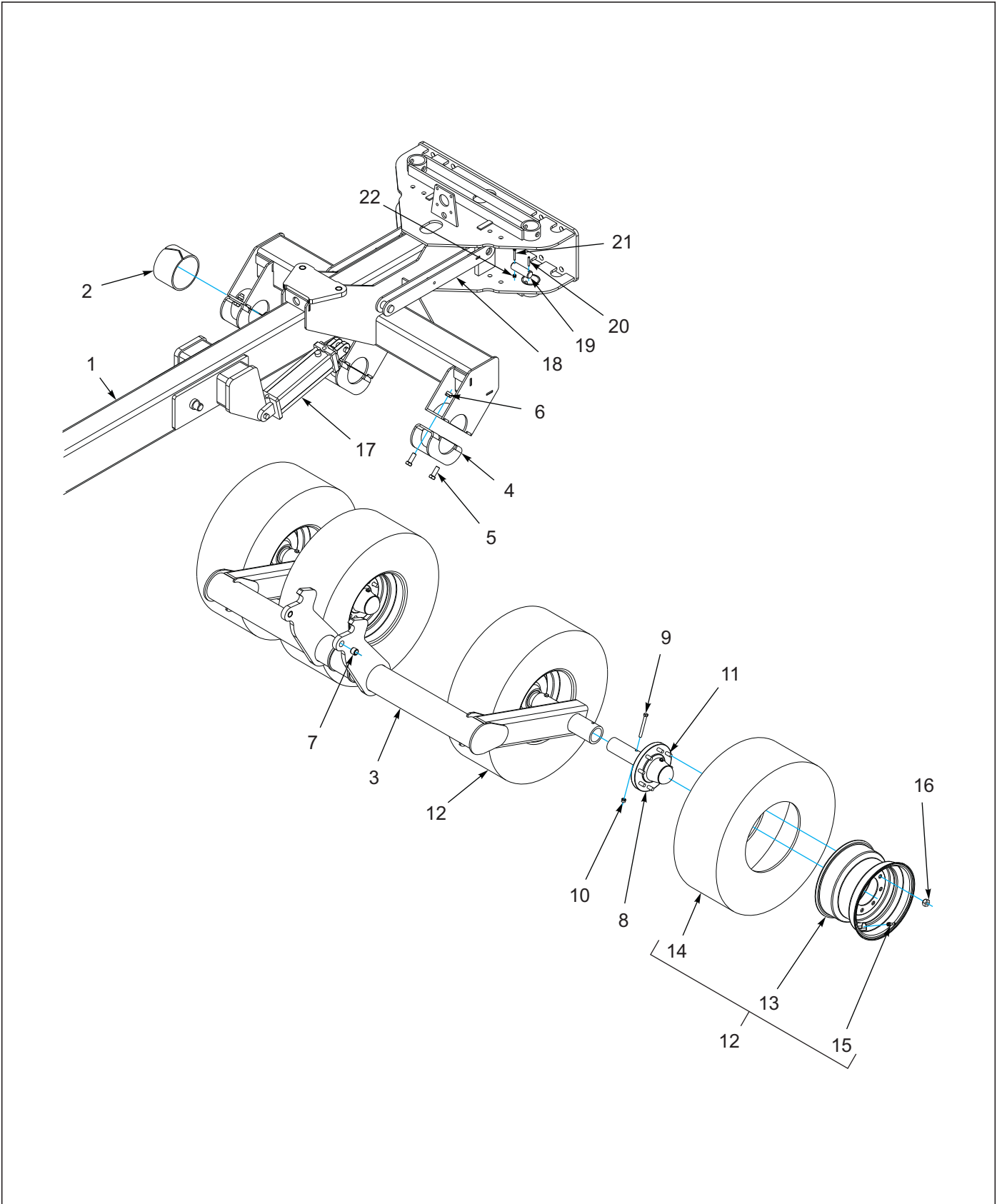


Figure 1-2: Lift Assembly

Lift Assembly

ITEM	PART NUMBER	DESCRIPTION	QTY.
1	143989	HITCH WLDMT, 5530-30 (SHOWN)	1
1	154820	HITCH WLDMT 5530-40	1
2	140519	BEARING, UHMW 4IN	3
3	172660	LIFT, CENTER	1
4	141234	BEARING CAP, LIFT BLUE	3
5	1-654-010061-05	SCREW,HHC,3/4-10UNCX2,GR5,ZP	12
6	1-512-010005-15	NUT,HEX,SLFLKG GRB 3/4-10	12
7	2-150-010008	BUSHING 1-1/4ODX1IDX1 STEEL	2
8	156972	HUB & SPINDLE ASSY, 8 BOLT (SEE PAGE 1-5) (BFRFORE 2-1-2020)	4
8	223440	ASSY, 8 BOLT HUB & SPINDLE (SEE PAGE 1-7) (AFTER 2-1-2020)	4
9	1-654-010055-14	SCREW,HX CP,1/2-13UNCX4-1/2G5	4
10	1-512-010005-09	NUT,HEX,SLFLKG, 1/2-13 GRB	4
11	143067	STUD BOLT 5/8-18	32
12	221272	BKT 380 TIRE&WHL ASSY POS 1.5" (INCL ITEMS 13-15)	4
13	171011	WHEEL, 8 BOLT (16.5 X 12)	1
14	221270	BKT TIRE 380/55R 16.5 IMP	1
15	TR575	VALVE STEM TUBELESS TIRE	1
16	102600	NUT,WHEEL BOLT, 5/8	32
17	144321	CYLINDER, 4 X 10 (SEE PAGE 13-3)	2
18	144029	LOCK WLDMT TRANSPORT	2
19	144356	PIN, 1-1/2 X 4-3/4	2
20	1-647-010004240	PIN,SPRING,SLOTTED,5/16X2-1/2	2
21	1-512-010005-03	NUT HEX SLFLKG GRB 5/16-18	2
22	1-512-010005-03	NUT HEX SLFLKG GRB 5/16-18	2

Hub and Spindle Assembly - 156972

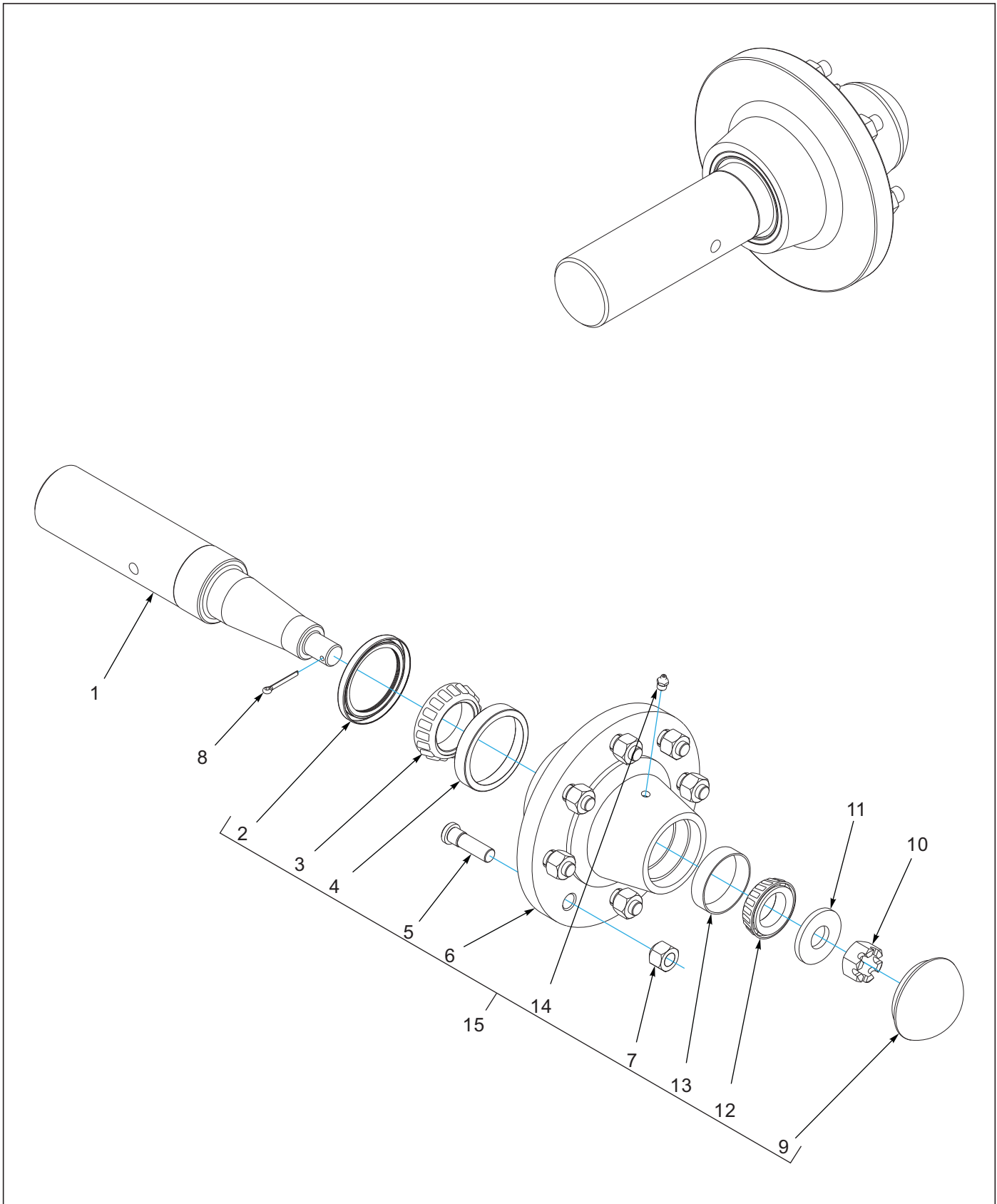


Figure 1-3: Hub and Spindle Assembly - 156972

Hub and Spindle Assembly - 156972

ITEM	PART NUMBER	DESCRIPTION	QTY.
--	156972	HUB & SPINDLE ASSY, 8 BOLT (BEFORE 2-1-2020)	
1	156973	SPINDLE 3 X 16-1/2	1
2	159970	SEAL, TRIPLE LIP 4 ODX3 IDX3/8	1
3	156979	CONE BEARING - 387AS	1
4	111962	OUTER BEARING CUP L20HD#382A	1
5	4001060	HUB 75-8 BOLTS 5/8-18 STUD	1
6	156974	HUB W/CUPS, 8 BOLT, 7500LBS (INCLUDES ITEMS 4, 5, 7, 13, 14)	1
7	102600	NUT, WHEEL BOLT, 5/8	8
8	1-557-010362-51	PIN, COTTER 3/16X1-1/2	1
9	102601	HUB CAP, 8-BOLT HUB	1
10	1-516-010001-20	NUT, HX SLOT 1-14	1
11	1-861-010005	WASHER, SPINDLE 1	1
12	102498	BEARING CONE, OUTER, 1.625	1
13	102604	BEARING CUP, OUTER	1
14	5000	ZERK FITTING 1/8NPT	1
15	168859	HUB ASSY, EIGHT BOLT (SERVICE KIT ONLY) (SEE PAGE 1-7)	

Hub and Spindle Assembly - 223440

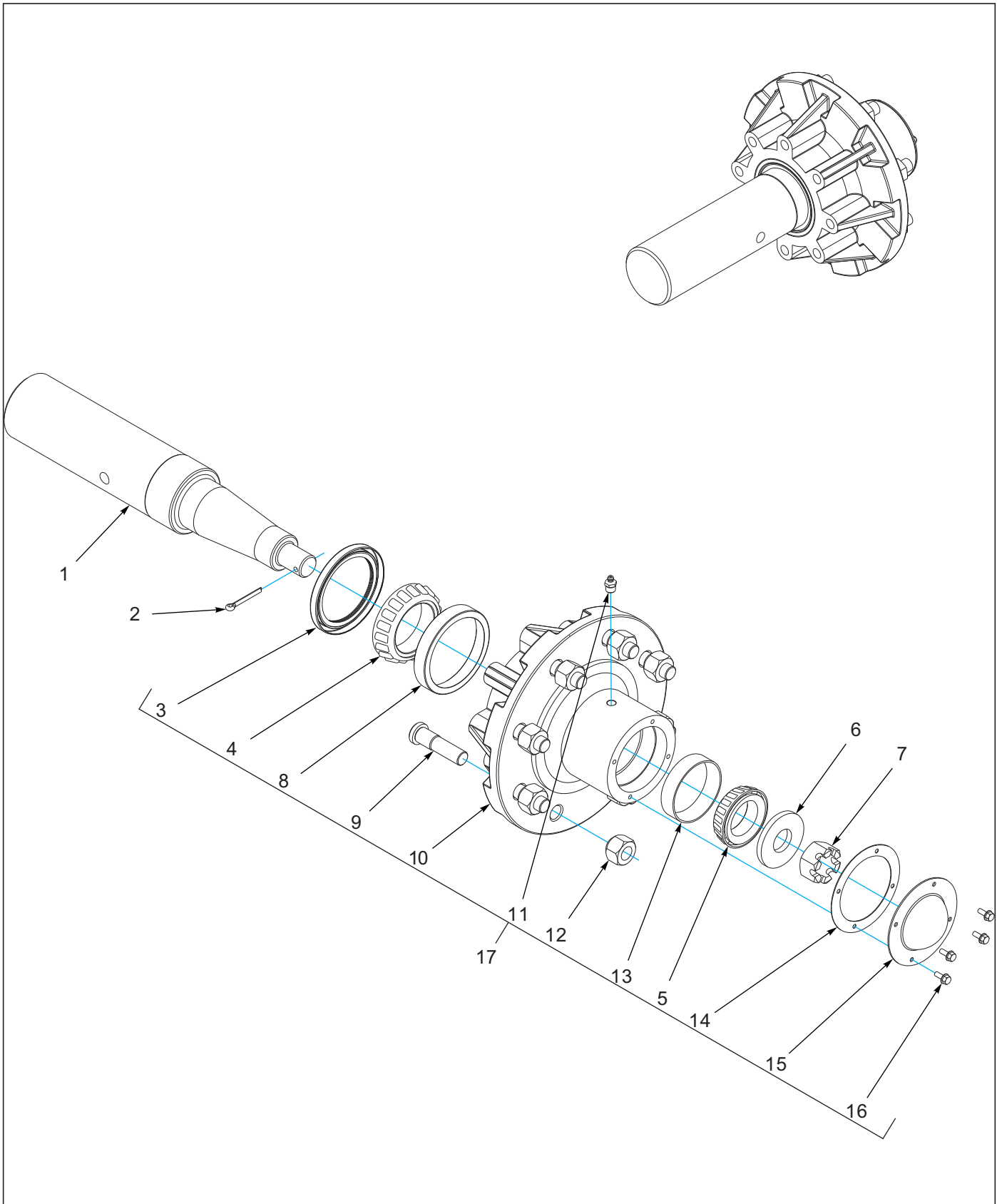


Figure 1-4: Hub and Spindle Assembly - 223440

Hub and Spindle Assembly - 223440

ITEM	PART NUMBER	DESCRIPTION	QTY.
--	223440	ASSY, 8 BOLT HUB & SPINDLE (AFTER 2-1-2020) (NOTE: P/N 223440 HUB & SPINDLE WILL REPLACE ALL EXISTING 156972 HUB & SPINDLE ASSEMBLIES)	
1	156973	SPINDLE 3 X 16-1/2	1
2	1-557-010362-51	PIN, COTTER 3/16X1-1/2	1
3	159970	SEAL, TRIPLE LIP 4 ODX3 IDX3/8	1
4	156979	CONE BEARING - 387AS	1
5	102498	BEARING CONE, OUTER, 1.625	1
6	1-861-010005	WASHER, SPINDLE 1	1
7	1-516-010001-20	NUT, HX SLOT 1-14	1
8	111962	OUTER BEARING CUP L20HD#382A	1
9	4001060	HUB 75-8 BOLTS 5/8-18 STUD	8
10	223435	HUB ASSY W/ CUPS, GASKET, CAP (INCLUDES ITEMS 8, 9, 11-16)	1
11	5000	ZERK FITTING 1/8NPT	1
12	102600	NUT, WHEEL BOLT, 5/8	8
13	102604	BEARING CUP, OUTER	1
14	223439	GASKET, DUST CAP	1
15	223437	DUST CAP, BOLT ON	1
16	223438	SCREW, 10-32X1/2 HEX FLANGE	4
17	168859	HUB ASSY, EIGHT BOLT (INCLUDES ITEMS 3-5, 8-16) (SERVICE KIT ONLY)	

Hitch Assemblies

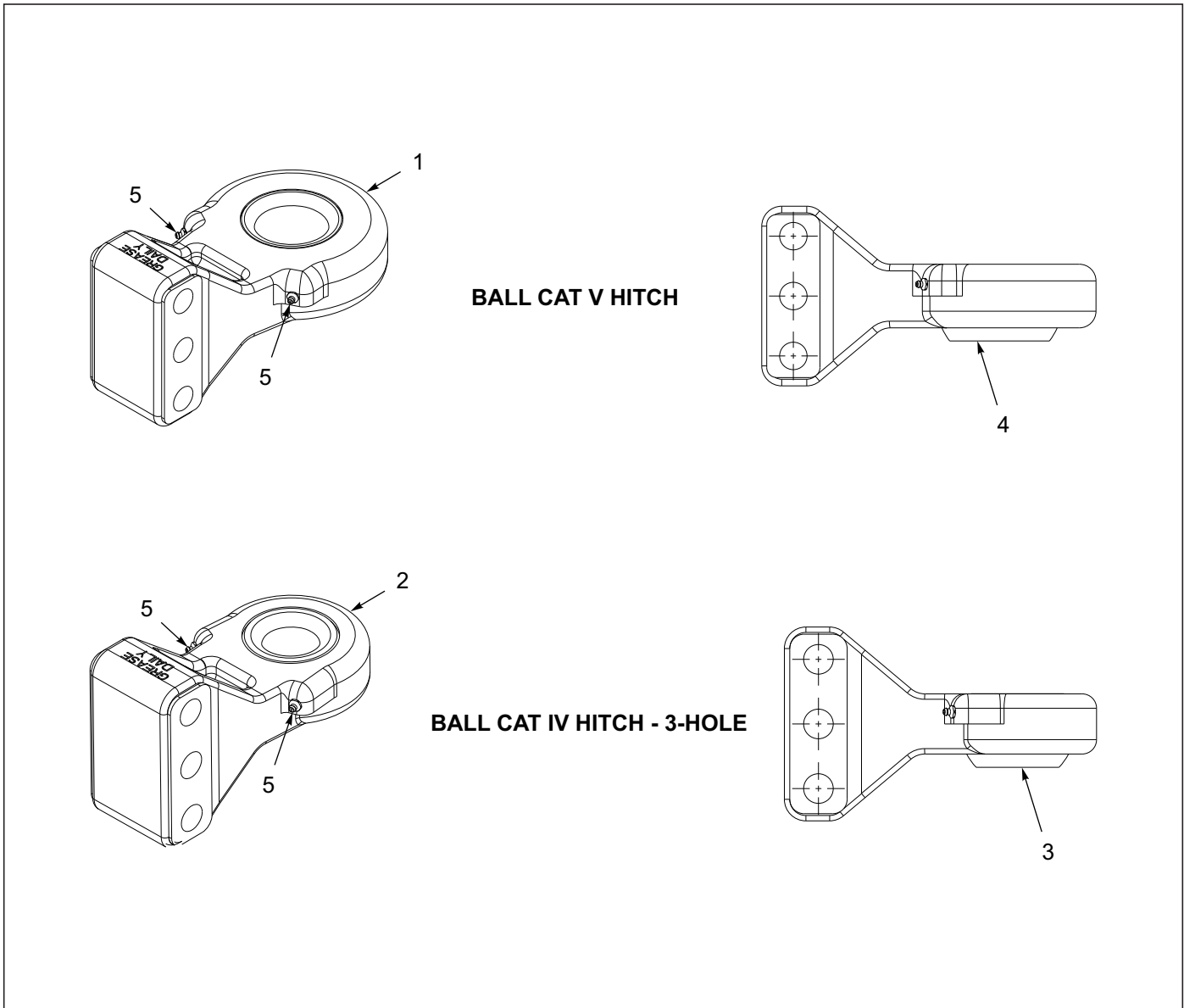


Figure 1-5: Hitch Assemblies

Hitch Assemblies

ITEM	PART NUMBER	DESCRIPTION	QTY.
1	177032	HITCH, BALL V	1
2	189451	HITCH, BALL CAT IV, 3-HOLE	1
3	189454	BUSHING, SPHERICAL, 2" ID (Standard)	1
3	189453	BUSHING, SPHERICAL 1-1/2 ID	1
4	189468	BUSHING, SPHERICAL, 2-3/4" ID (Standard)	1
4	189467	BUSHING, SPHERICAL 2 ID	1
5	1-298-010001-1	ZERK FITTING 1/4 SAE	1

Frame Assemblies

Frame and Wing Brace Assembly 5531-30' (1 of 2)

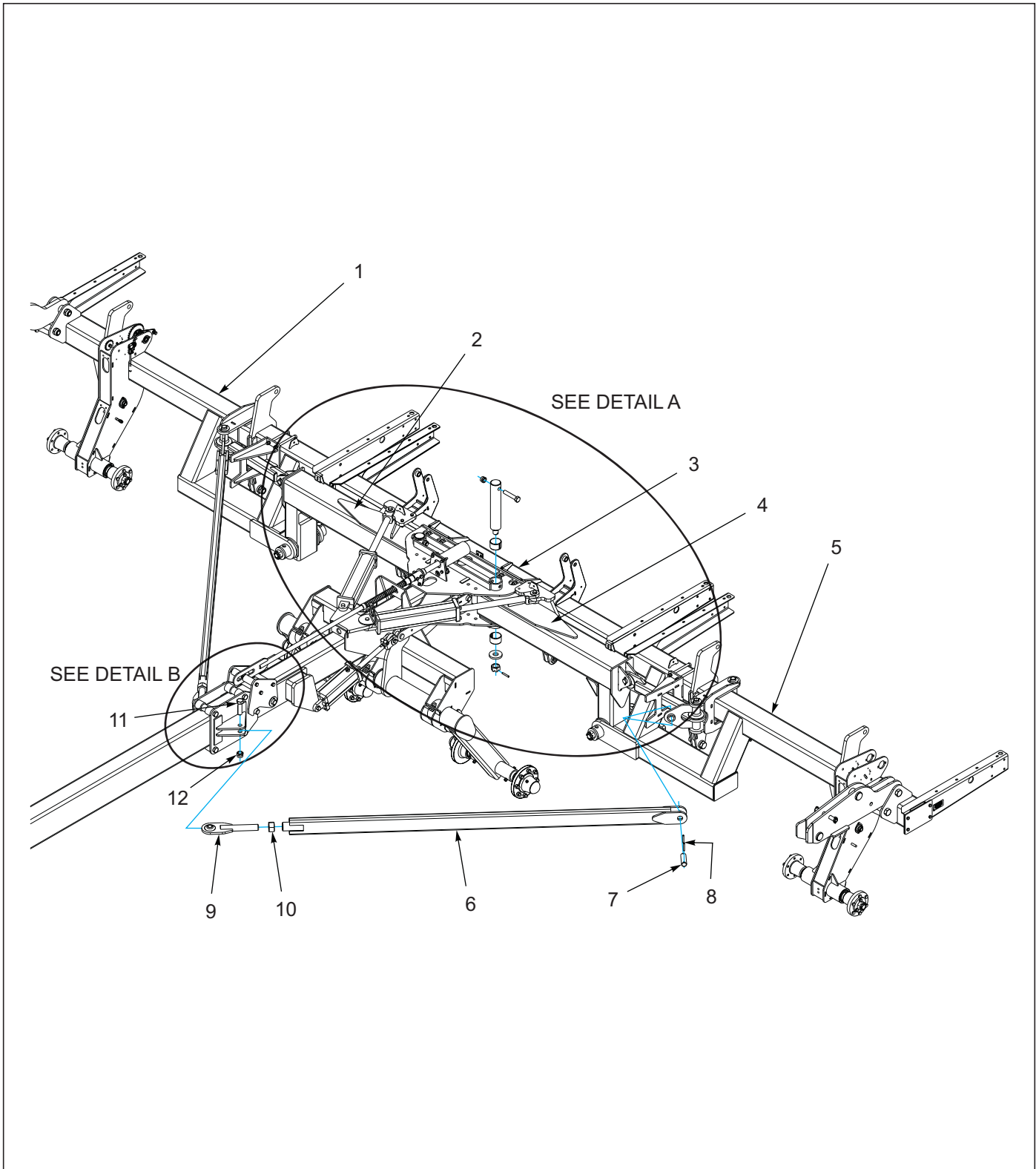


Figure 2-1: Frame and Wing Assembly 5531-30' (1 of 2)

Frame and Wing Brace Assembly 5531-30' (1 of 2)

ITEM	PART NUMBER	DESCRIPTION	QTY.
1	144020	FRAME WLDMT WING RIGHT 30'	1
2	144062	FRAME, INNER WING RIGHT 30'	1
3	144019	FRAME WLDMT, CENTER	1
4	144063	FRAME, INNER WING LEFT 30'	1
5	144021	FRAME WLDMT WING LEFT 30'	1
6	174468	BRACE WLDMT ADJUSTABLE WING30'	2
7	144356	PIN, 1-1/2 X 4-3/4	2
8	1-647-010004240	PIN,SPRING,SLOTTED,5/16X2-1/2	4
9	174470	SCREW WLDMT WING BRACE	2
10	159954	NUT HEX 1-3/4-5UNC GR2	2
11	13519	SCREW,HX CP 1-1/8-7X4 GR5 ZP	2
12	141254	NUT,HX SELF-LOCKING 1-1/8-7	2

Frame and Wing Brace Assembly 5531-30' (2 of 2)

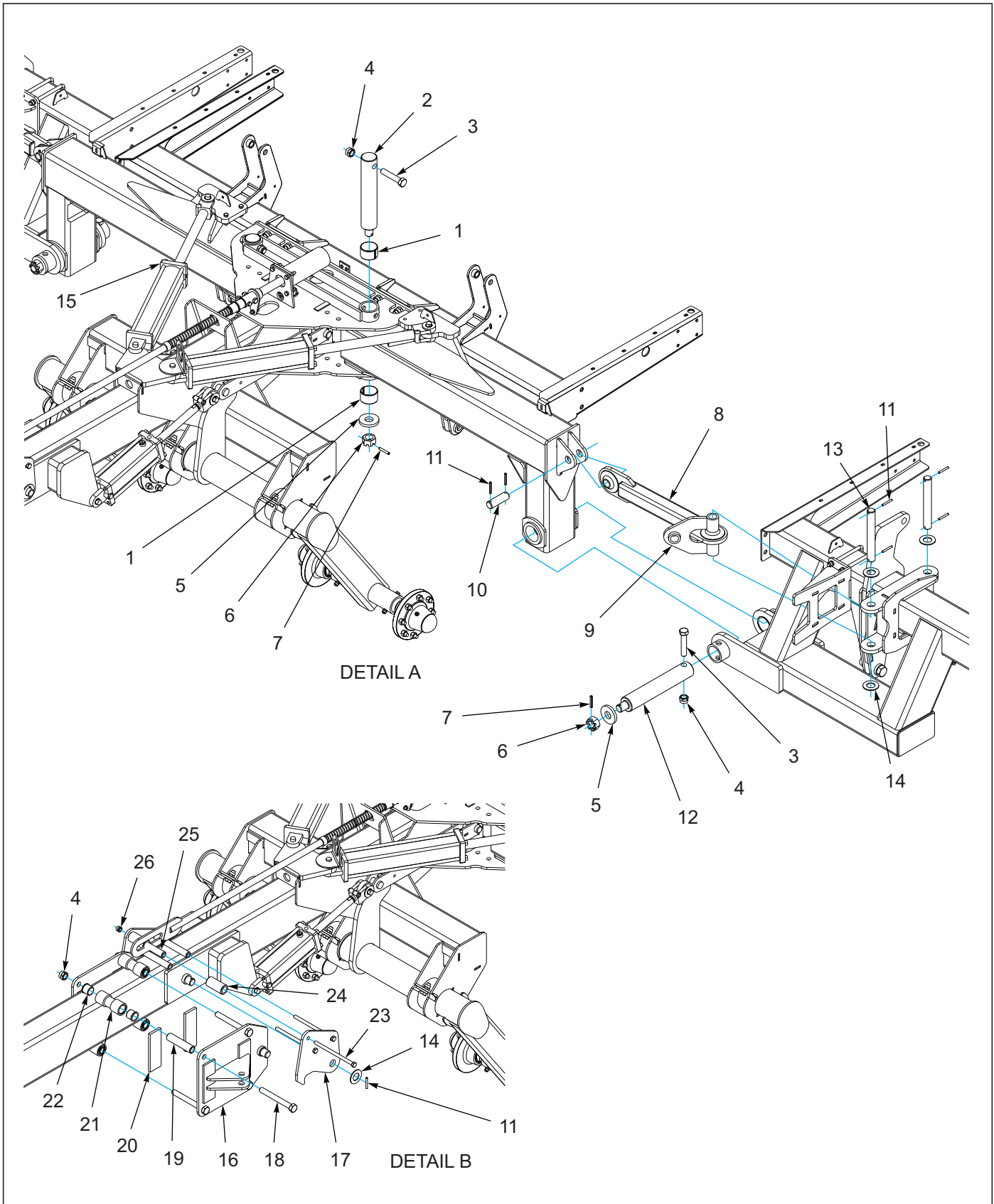


Figure 2-2: Frame and Wing Assembly 5531-30' (2 of 2)

Frame and Wing Brace Assembly 5531-30' (2 of 2)

ITEM	PART NUMBER	DESCRIPTION	QTY.
1	144341	BUSHING, SPRING 3-1/4X3X2	8
2	144371	PIN, 1-1/2 X 18	2
3	1-654-010065-15	SCREW HX CP 1-8UNCX5 GR5	4
4	1-512-010005-19	NUT 1-8 HEX SLF-LOCKING GRB	12
5	144373	WASHER, 3-3/4X1-9/16X1/2	4
6	1-516-010001-27	NUT,HX SLOT 1-1/2-6 ZP	4
7	1-647-010004257	PIN,SPRING,SLOTTED 3/8X2-1/2	4
8	143997	LINK WLDMT FLEX	2
9	144001	LINK, FOLD ASSY	2
10	144356	PIN, 1-1/2 X 4-3/4	4
11	1-647-010004240	PIN,SPRING,SLOTTED,5/16X2-1/2	16
12	144372	PIN, 3 X 18-5/8	2
13	144357	PIN, 1-1/2 X 11-1/2	4
14	1-861-010032-32	WASHER FLAT ZP/CD 1-1/2	8
15	142774	CYLINDER 4X20-3000 PSI, BLUE(SEE PAGE 13-2)	2
16	144009	SLIDE, HITCH WELDMENT	2
17	144025	LATCH, WING BRACE	2
18	154888	SCREW HEX CAP, 1-8UNCX9 GR5	5
19	144010	BUSHING SLIDE CLAMP	4
20	144012	PAD HITCH SLIDE	4
21	144011	ROLLER SLIDE CLAMP	4
22	140599	BEARING, FLANGE 1-1/2	8
23	107-0023	5/8-11X11LG HHCS GR5 ZP	3
24	144059	BUSHING, TRANSPORT LOCK	2
25	144057	BUSHING, TRANSPORT CLAMP	3
26	1-512-010005-13	NUT,HEX SLFLKG GRB 5/8-11	8

Frame and Wing Brace Assembly 5531-40' (1 of 2)

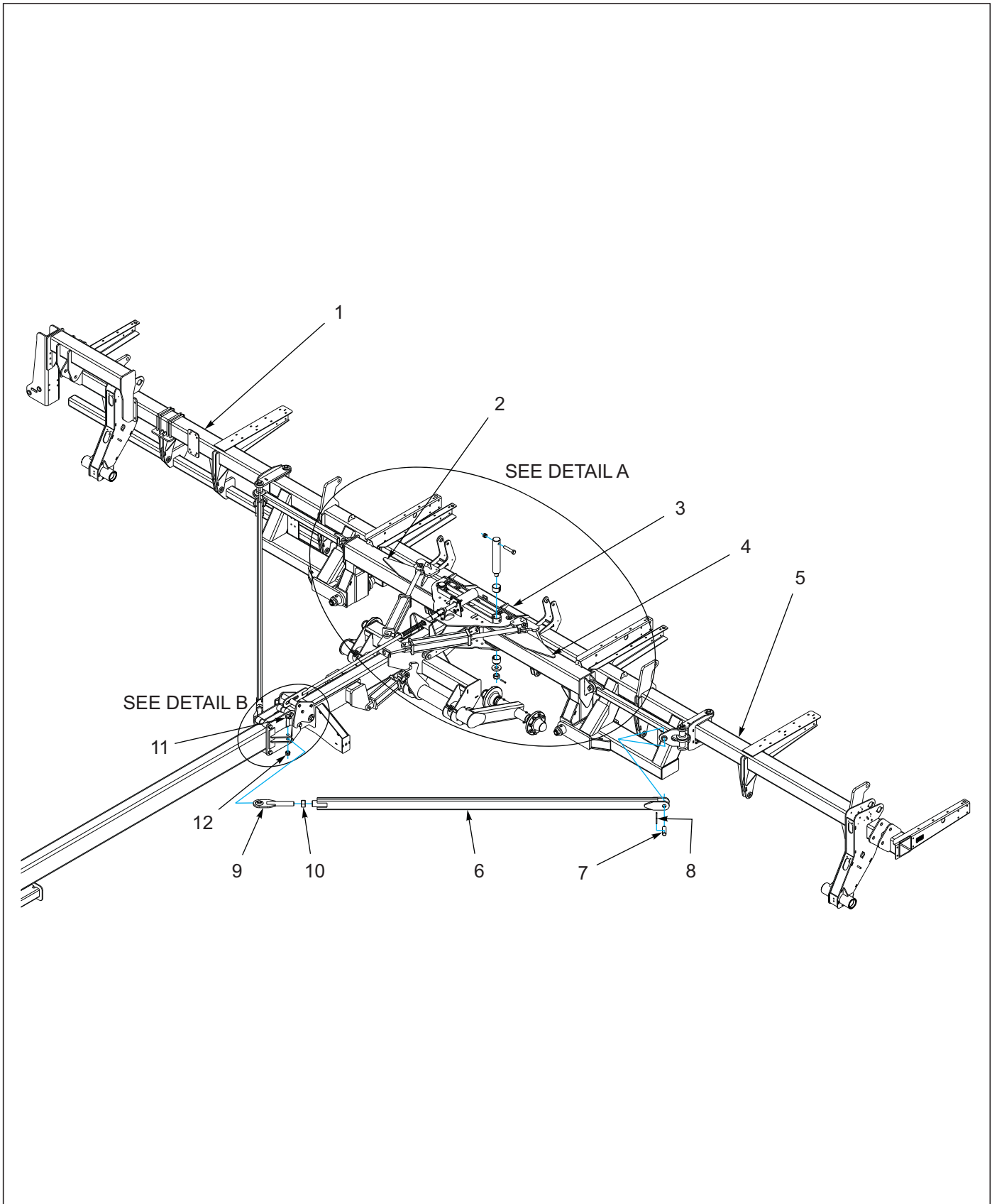


Figure 2-3: Frame and Wing Assembly 5531-40' (1 of 2)

Frame and Wing Brace Assembly 5531-40' (1 of 2)

ITEM	PART NUMBER	DESCRIPTION	QTY.
1	153902	FRAME, WING RIGHT 40'	1
2	154890	FRAME, INNER WING RIGHT 40'	1
3	144019	FRAME WLDMT, CENTER	1
4	154891	FRAME, INNER WING LEFT 40'	1
5	153903	FRAME, WING LEFT 40'	1
6	174469	BRACE WLDMT ADJUSTABLE WING 40'	2
7	144356	PIN, 1-1/2 X 4-3/4	2
8	1-647-010004240	PIN,SPRING,SLOTTED,5/16X2-1/2	4
9	174470	SCREW WLDMT WING BRACE	2
10	159954	NUT HEX 1-3/4-5UNC GR2	2
11	13519	SCREW,HX CP 1-1/8-7X4 GR5 ZP	2
12	141254	NUT,HX SELF-LOCKING 1-1/8-7	2

Frame and Wing Brace Assembly 5531-40' (2 of 2)

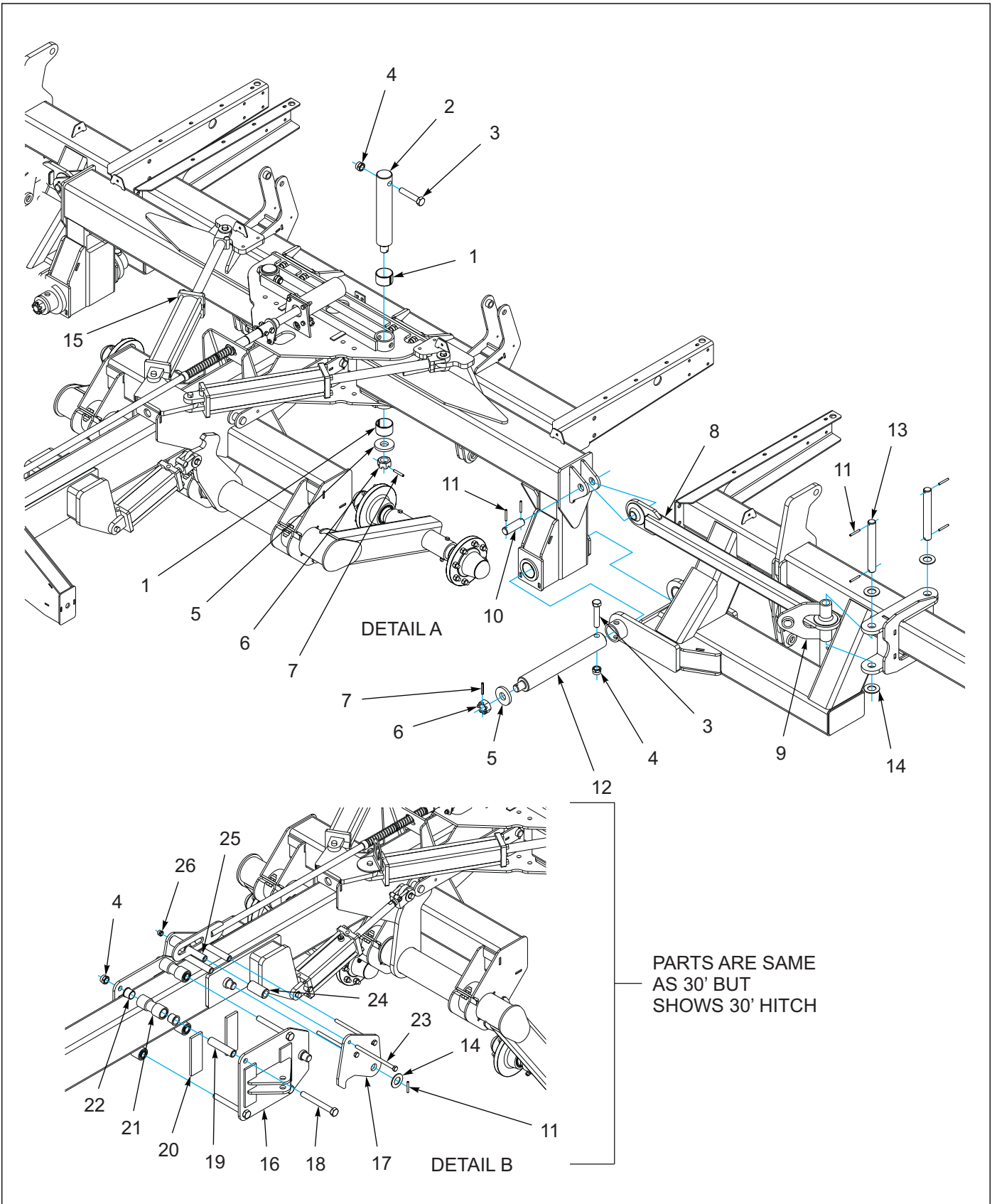


Figure 2-4: Frame and Wing Assembly 5531-40' (2 of 2)

Frame and Wing Brace Assembly 5531-40' (2 of 2)

ITEM	PART NUMBER	DESCRIPTION	QTY.
1	144341	BUSHING, SPRING 3-1/4X3X2	8
2	144371	PIN, 1-1/2 X 18	2
3	1-654-010065-15	SCREW HX CP 1-8UNCX5 GR5	4
4	1-512-010005-19	NUT 1-8 HEX SLF-LOCKING GRB	12
5	144373	WASHER, 3-3/4X1-9/16X1/2	4
6	1-516-010001-27	NUT,HX SLOT 1-1/2-6 ZP	4
7	1-647-010004257	PIN,SPRING,SLOTTED 3/8X2-1/2	4
8	154818	LINK, FLEX ASSY	2
9	144001	LINK, FOLD ASSY	2
10	144356	PIN, 1-1/2 X 4-3/4	4
11	1-647-010004240	PIN,SPRING,SLOTTED,5/16X2-1/2	16
12	154896	PIN, 3 X 23-1/8	2
13	144357	PIN, 1-1/2 X 11-1/2	4
14	1-861-010032-32	WASHER FLAT ZP/CD 1-1/2	8
15	142774	CYLINDER 4X20-3000 PSI, BLUE (SEE PAGE 13-2)	2
16	144009	SLIDE, HITCH WELDMENT	2
17	144025	LATCH, WING BRACE	2
18	154888	SCREW HEX CAP, 1-8UNCX9 GR5	5
19	144010	BUSHING SLIDE CLAMP	4
20	144012	PAD HITCH SLIDE	4
21	144011	ROLLER SLIDE CLAMP	4
22	140599	BEARING, FLANGE 1-1/2	8
23	107-0023	5/8-11X11LG HHCS GR5 ZP	3
24	144059	BUSHING, TRANSPORT LOCK	2
25	144057	BUSHING, TRANSPORT CLAMP	3
26	1-512-010005-13	NUT,HEX SLFLKG GRB 5/8-11	8

Transport Lock Assembly

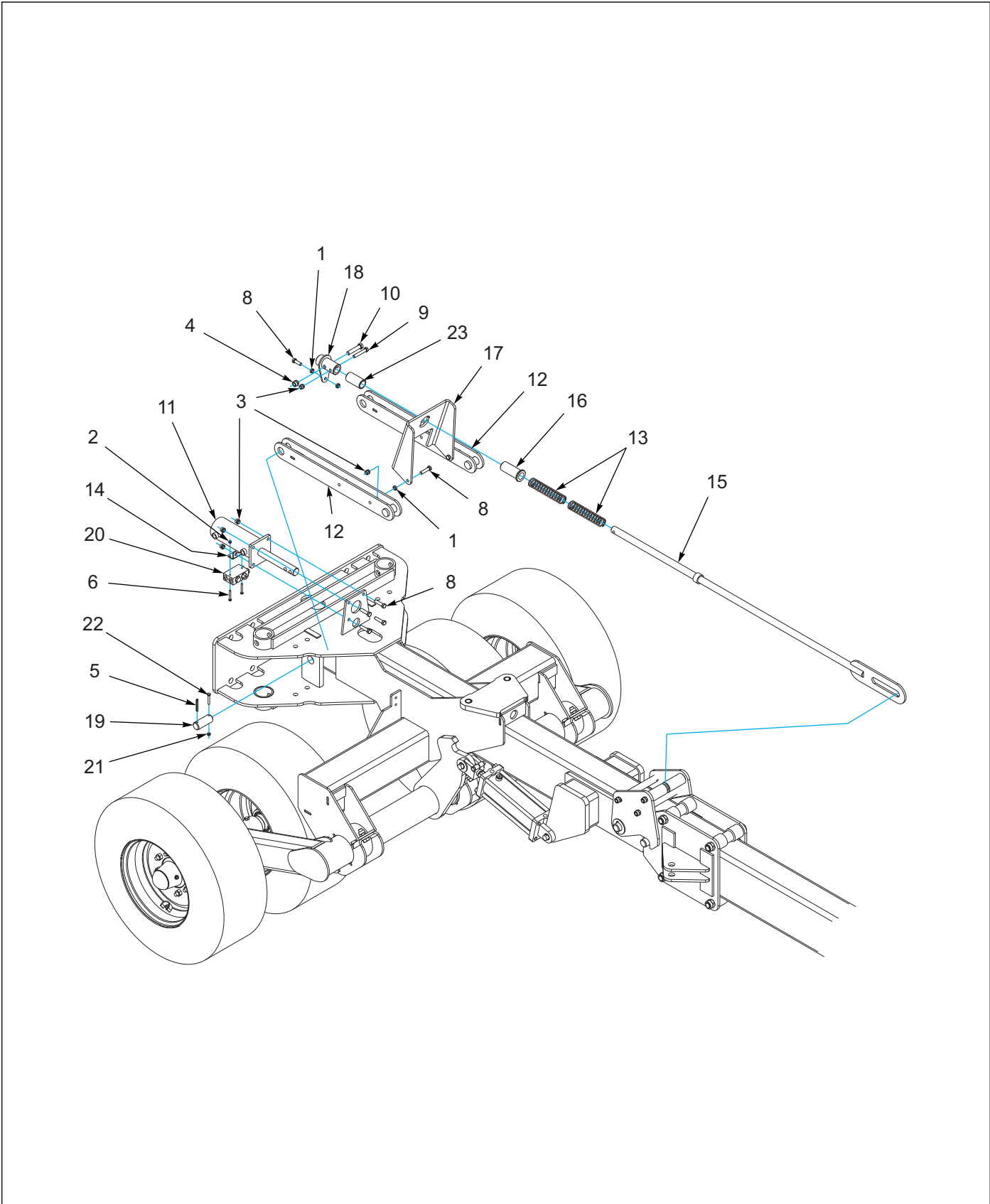


Figure 2-5: Transport Lock Assembly

Transport Lock Assembly

ITEM	PART NUMBER	DESCRIPTION	QTY.
1	1-511-010001-05	NUT, HEX JAM 1/2-13	4
2	1-512-010005-01	NUT, HEX LOCK 1/4-20 GRB	2
3	1-512-010005-09	NUT, HEX LOCK 1/2-13 GRB	7
4	1-512-010005-13	NUT, HEX LOCK 5/8-11 GRB	1
5	1-647-010004240	PIN, SPRING SLOTTED 5/16 X 2-1/2	2
6	1-654-010047-10	SCREW, HEX HEAD CAP 1/4-20 X 2 GR5	2
8	1-654-010055-05	SCREW, HEX HEAD CAP 1/2-13 X 2 GR5	6
9	1-654-010055-09	SCREW, HEX HEAD CAP 1/2-13 X 3 GR5	1
10	1-654-010059-09	SCREW, HEX HEAD CAP 5/8-11 X 3 GR5	1
11	140631	CYLINDER, HYDRAULIC 3-1/2 X 6 (SEE PAGE 13-8)	1
12	144029	LOCK, TRANSPORT	2
13	144113	SPRING, COMPRESSION 8"	2
14	144239	MOUNT, RELEASE VALVE	1
15	172691	ROD, TRANSPORT LOCK (5531-30")	1
15	172692	ROD, TRANSPORT LOCK (5531-40")	1
16	144243	SLEEVE, TRANSPORT LOCK	1
17	172690	BRACKET, TRANSPORT LOCK	1
18	144245	COUPLER, TRANSPORT LOCK	1
19	155859	PIN, 1-1/2 X 3-3/4	2
20	144138	VALVE, STOP	REF
21	1-512-010005-03	NUT, HEX LOCK 5/16-18 GRB	2
22	1-654-010049-09	SCREW, HEX HEAD CAP 5/16-18 X 2 GR5	2
23	172693	BUSHING, 1.75 X 1.31 ID X 3.5L	1

Wing Wheel Assembly

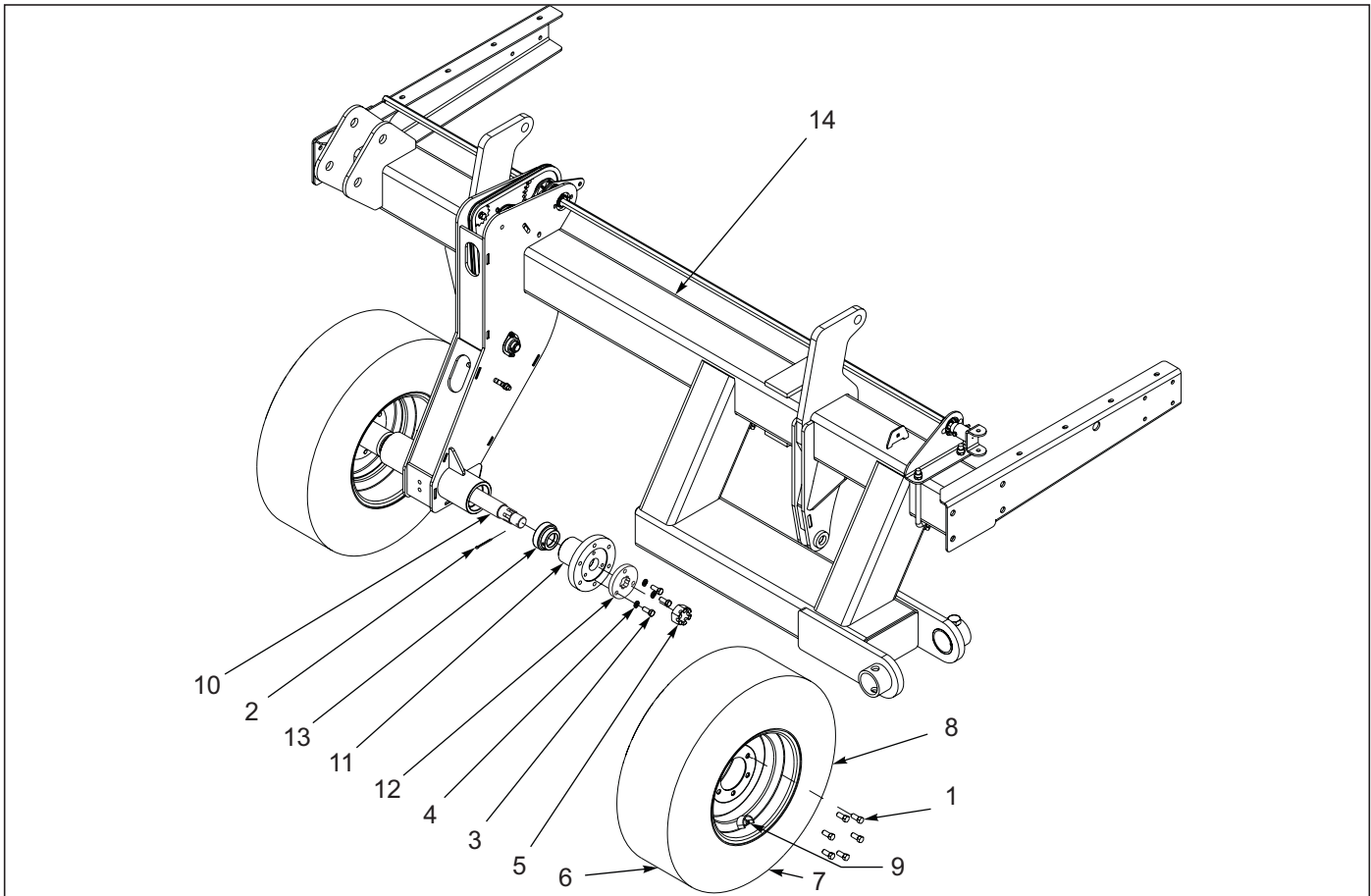


Figure 2-6: Wing Wheel Assembly

Wing Wheel Assembly

ITEM	PART NUMBER	DESCRIPTION	QTY.
1	1-104-010001	WHEEL BOLT	24
2	1-557-010362-54	PIN, COTTER 3/16 X 2-1/4	4
3	1-654-010055-02	SCREW, HEX HEAD CAP 1/2-13 X 1-1/4 GR5	12
4	1-861-010034-13	WASHER, SPLIT LOCK 1/2	12
5	119118	NUT, HEX SLOTTED 1-1/2-12	4
6	142650	TIRE & WHEEL ASSY, 280/70R15 (INCL ITEMS 7-9)	4
7	160813	TIRE, 11L-15 12PLY (PRIOR 1-1-2017)	4
7	204384	FIRESTONE RADIAL 280/70R15 (AFTER 1-1-2017)	4
8	140547	WHEEL, 15 X 10 LB 6 BOLT	4
9	415	VALVE STEM	4
10	144164	SPINDLE, DRIVE WHEEL (BEFORE 7-1-2016)	2
10	199348	SPINDLE, DRIVE WHEEL 2-1/4 (AFTER 7-1-2016 TO 4-14-2020)	2
10	224574	SPINDLE, DRIVE WHEEL SPLINE (AFTER 4-14-2020)	2
11	168841	HUB, 6 BOLT	4
12	144251	PLATE, HUB LOCK (BEFORE 4-14-2020)	4
12	224575	PLATE, HUB LOCK SPLINE (AFTER 4-14-2020)	4
13	144252	BALL BEARING, 1.937 ID W/ COLLAR	4
14	----	FRAME, WING RIGHT	REF
15	----	FRAME, WING LEFT (NOT SHOWN)	REF

Drive Wheel Assembly

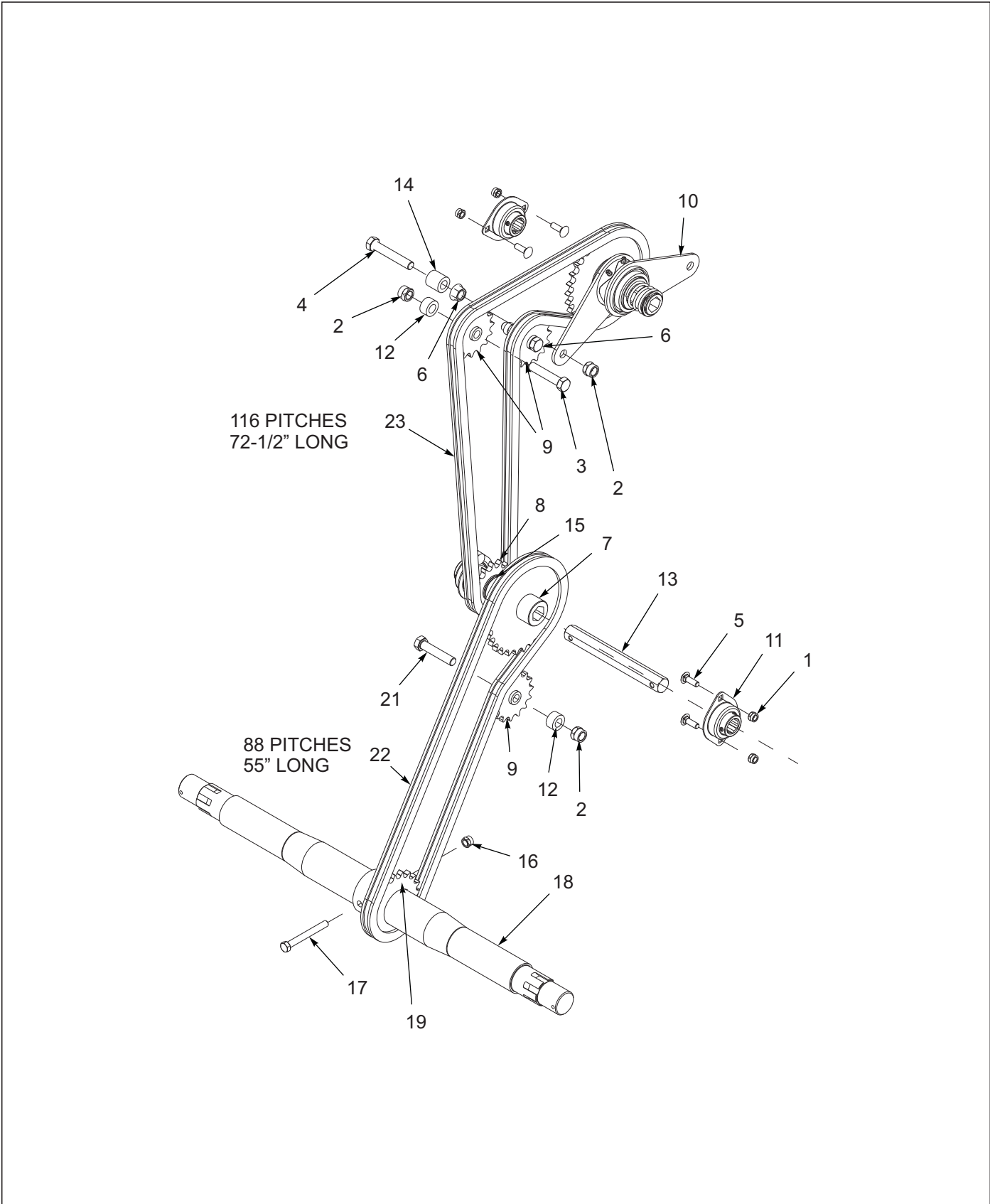


Figure 2-7: Drive Wheel Assembly

Drive Wheel Assembly

ITEM	PART NUMBER	DESCRIPTION	QTY.
1	1-512-010005-03	NUT, HEX LOCK 5/16-18 GRB	20
2	1-512-010005-09	NUT, HEX LOCK 1/2-13 GRB	13
3	1-654-010055-07	SCREW, HEX HEAD CAP 1/2-13 X 2-1/2 GR5	2
4	1-654-010055-09	SCREW, HEX HEAD CAP 1/2-13 X 3 GR5	2
5	104031	SCREW, RD HEAD SQ NECK 5/16-18 X 1 GR5	20
6	1-510-010003-09	NUT, FLANGE HEAD SERRATED 1/2-13	2
7	125720	SPROCKET, TRANSMISSION MONOS 30T	2
8	125784	SPROCKET, TRANSMISSION MONOS 15T	2
9	125796	SPROCKET W/ BEARING 15T	6
10	159928	SEED DRIVE CLUTCH ASSEMBLY (SEE PAGE 2-15)	1
11	144060	BEARING, 7/8 HEX BORE 2 BOLT	8
12	144086	SPACER, 1 X 9/16 X 17/32	1
13	144087	SHAFT, HEX 7/8 X 7-3/4	6
14	144183	SPACER 1 X 9/16 X 1	2
15	151529	SPACER 1-1/2 X 1-1/16 X 2-1/4	2
16	1-512-010005-05	NUT, HEX LOCK 3/8-16 GRB	REF
17	1-654-010051-14	SCREW, HEX HEAD CAP 3/8-16 X 3-1/4 GR5 (BEFORE 7-1-2016)	2
17	1-654-010051-15	SCREW, HEX HEAD CAP 3/8 -16 X 3-1/2 GR5 (AFTER 7-1-2016)	2
18	144164	SPINDLE, DRIVE WHEEL (BEFORE 7-1-2016)	REF
18	199348	SPINDLE, DRIVE WHEEL 2-1/4 (AFTER 7-1-2016 TO 4-14-2020)	REF
18	224574	SPINDLE, DRIVE WHEEL SPLINE (AFTER 4-14-2020)	REF
19	153817	SPROCKET, #50 X 20 2 BORE (BEFORE 7-1-2016)	REF
19	199349	SPROCKET, #50 X 20 2-1/4 BORE (AFTER 7-1-2016)	REF
20	129683	LINK, CLIP CONN #50 CHAIN (NOT SHOWN)	4
21	158278	SCREW, FLANGE HEAD SERRATED 1/2-13 X 2-1/2	4
22	172645	ROLLER CHAIN, #50 X 88P 55L	1
23	172646	ROLLER CHAIN, #50 X 116P 72-1/2L	1

Seed Drive Clutch Assembly

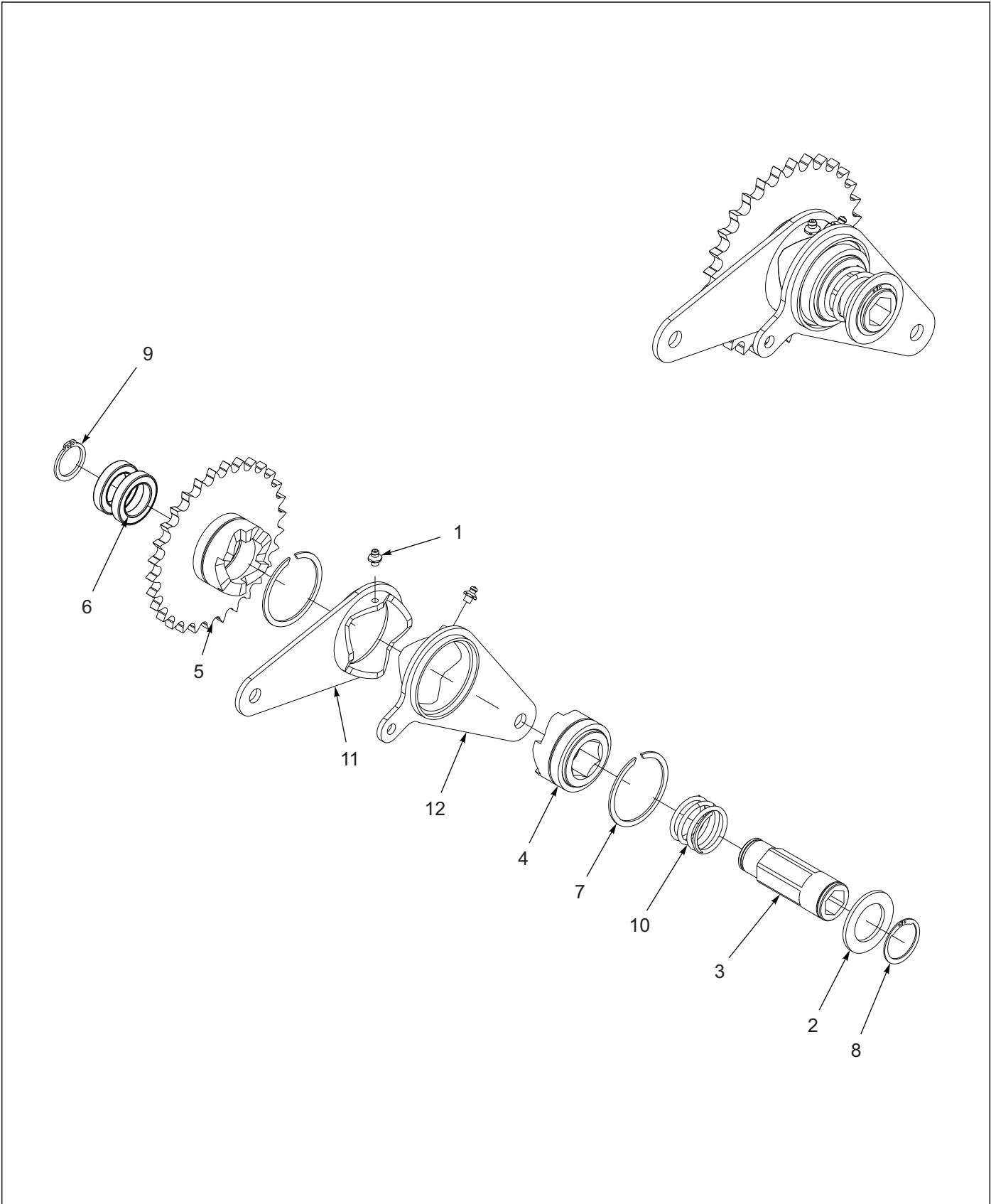


Figure 2-8: Seed Drive Clutch Assembly

Seed Drive Clutch Assembly

ITEM	PART NUMBER	DESCRIPTION	QTY.
--	159928	CLUTCH ASSEMBLY, SEED DRIVE	
1	1-298-010001-1	ZERK FITTING 1/4	2
2	140480	WASHER, TRUNNION	1
3	143947	SHAFT, SEED DRIVE CLUTCH	1
4	143954	CLUTCH DRIVE W/ HEX HOLE	1
5	143955	CLUTCH DRIVE W/ SPROCKET	1
6	143956	BEARING, SEED DRIVE CLUTCH	2
7	143957	SNAP RING, 2-1/2 SHAFT	2
8	143987	SNAP RING, 1-3/8 SHAFT	1
9	143992	SNAP RING, 1.181 SHAFT	1
10	144049	SPRING, COMPRESSION 2"	1
11	144050	ARM, CLUTCH	1
12	159927	ARM, CLUTCH	1

Right Seed Drive Assembly

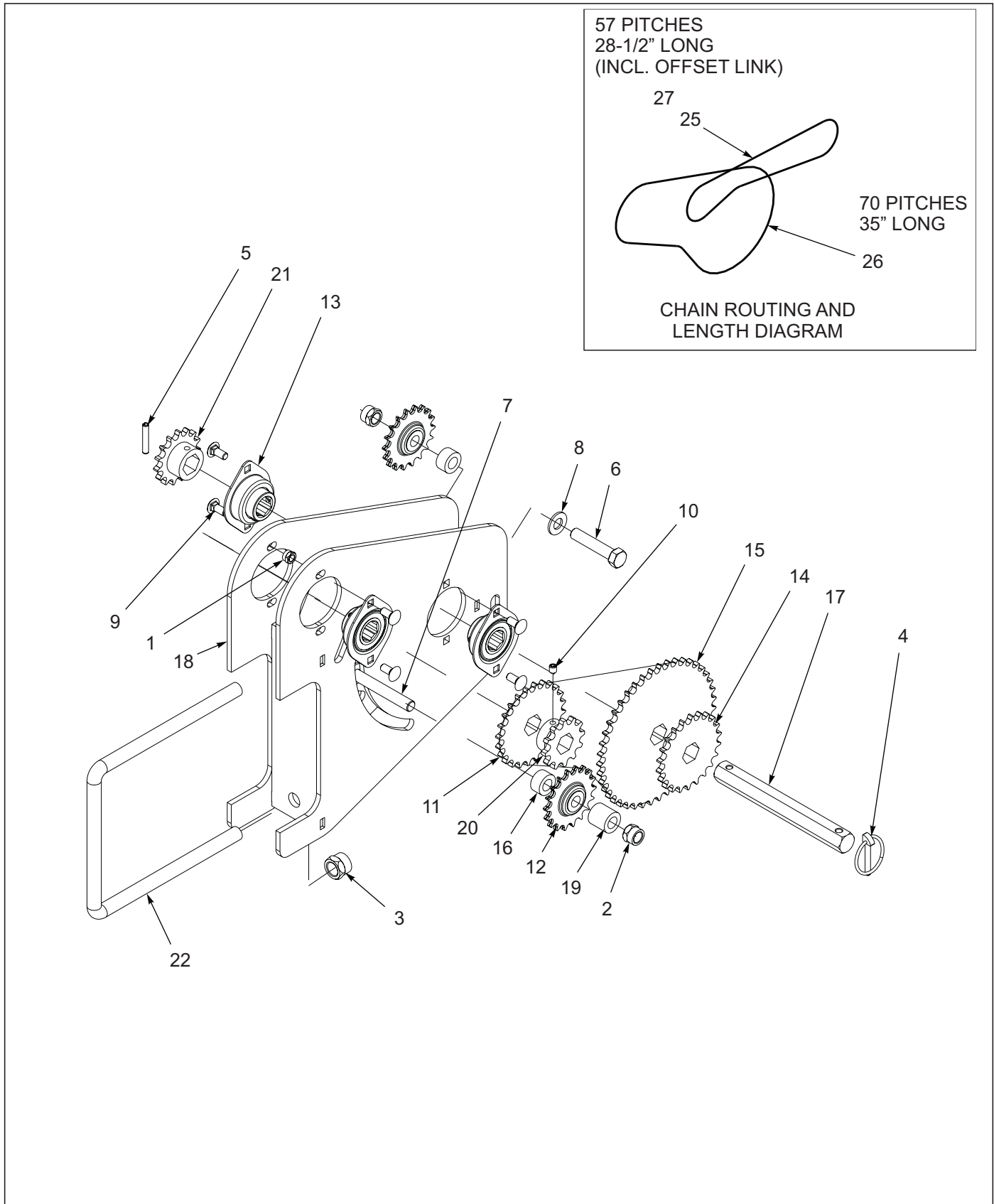


Figure 2-9: Right Seed Drive Assembly

Right Seed Drive Assembly

ITEM	PART NUMBER	DESCRIPTION	QTY.
--	144077	RIGHT SEED DRIVE ASSEMBLY (USED ON 5531-30-7.5 & 5531-30-10 LEFT WING AND CENTER FRAME; 5531-40-7.5 & 5531-40-10 ALL LOCATIONS)	
1	1-512-010005-03	NUT, HEX LOCK 5/16-18 GRB	6
2	1-512-010005-09	NUT, HEX LOCK 1/2-13 GRB	2
3	1-512-010005-13	NUT, HEX LOCK 5/8-11 GRB	2
4	1-557-010327	PIN, LYNCH 1/4 X 1-1/4	1
5	1-647-010004217	SPRING PIN, SLOTTED 1/4 X 1-1/2	1
6	1-654-010055-07	SCREW, HEX HEAD CAP 1/2-13 X 2-1/2 GR5	1
7	1-654-010055-11	SCREW, HEX HEAD CAP 1/2-13 X 3-1/2 GR5	1
8	1-861-010032-14	WASHER, FLAT 1/2N	2
9	105909	SCREW, RD HEAD SQ NECK 5/16-18 X 3/4	6
10	107-0975	SCREW, SET LOCK 5/16-18 X 3/8	1
11	122825	SPROCKET, TRANSMISSION 24T	1
12	122871	SPROCKET, TRANSMISSION IDLER	2
13	144060	BEARING, HEX BORE 7/8	3
14	144082	SPROCKET, TRANSMISSION 40 X 22T	1
15	144083	SPROCKET, TRANSMISSION 40 X 43T	1
16	144086	SPACER, 1 X 9/16 X 17/32	2
17	144087	SHAFT, HEX 7/8 X 7-3/4	1
18	144099	MOUNT, SEED DRIVE	1
19	144183	SPACER 1 X 9/16 X 1	1
20	151587	SPROCKET, 7/8 HEX #40 X 12	1
21	151588	SPROCKET, 7/8 HEX #40 X 15	1
22	70593063	U-BOLT	1
23	117722	CHAIN #40 (NOT SHOWN)	AR
24	119716	CONNECTING LINK, #40 CHAIN (NOT SHOWN)	AR
25	176627	ROLLER CHAIN, #40 X 57P 28-1/2L	1
26	172644	ROLLER CHAIN, #40 X 70P 35L	1
27	163981	OFFSET LINK	1

Left Seed Drive Assembly

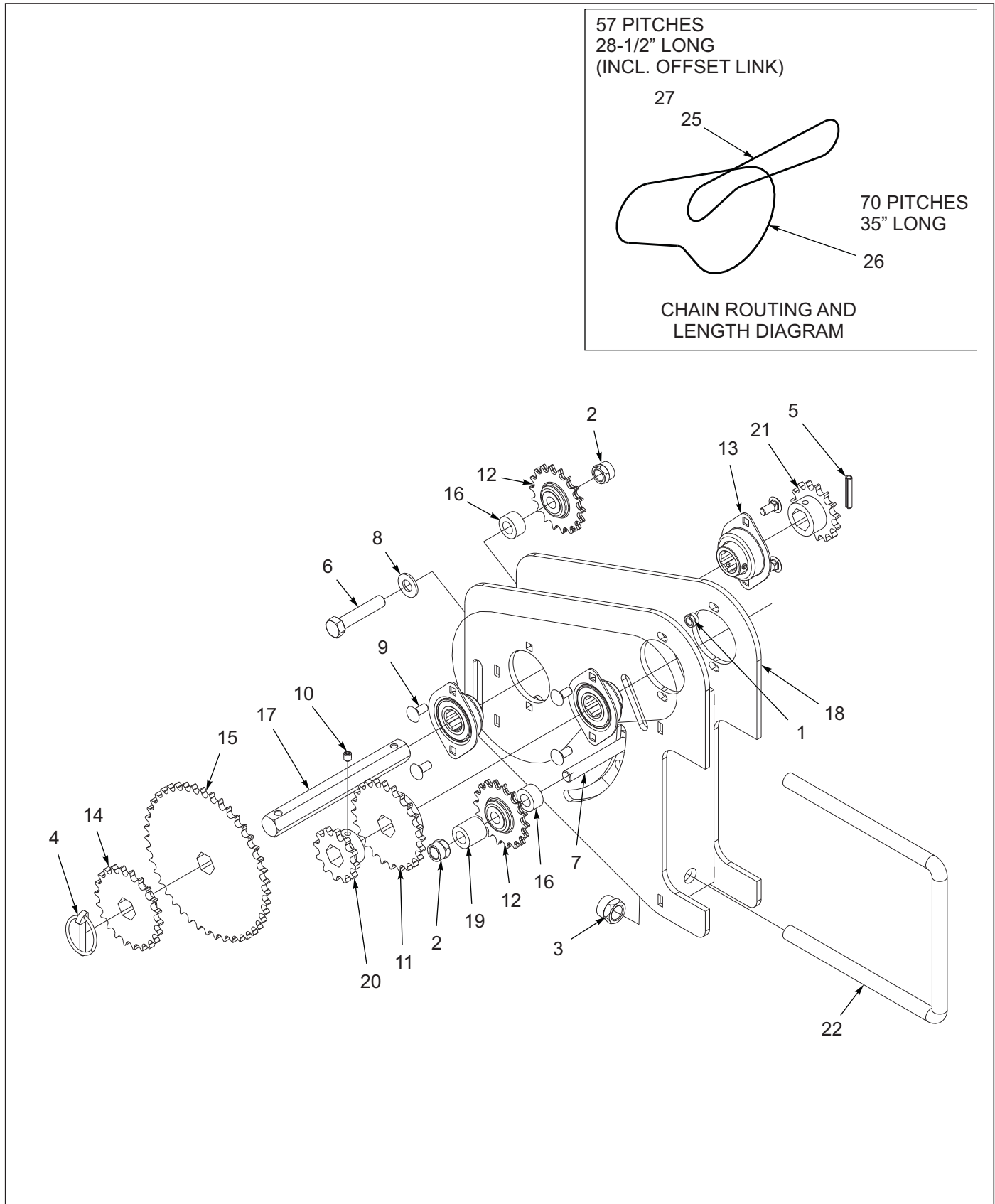


Figure 2-10: Left Seed Drive Assembly

Left Seed Drive Assembly

ITEM	PART NUMBER	DESCRIPTION	QTY.
--	144078	LEFT SEED DRIVE ASSEMBLY (USED ON 5531-30-7.5 & 5531-30-10 RIGHT WING ONLY)	
1	1-512-010005-03	NUT, HEX LOCK 5/16-18 GRB	6
2	1-512-010005-09	NUT, HEX LOCK 1/2-13 GRB	2
3	1-512-010005-13	NUT, HEX LOCK 5/8-11 GRB	2
4	1-557-010327	PIN, LYNCH 1/4 X 1-1/4	1
5	1-647-010004217	SPRING PIN, SLOTTED 1/4 X 1-1/2	1
6	1-654-010055-07	SCREW, HEX HEAD CAP 1/2-13 X 2-1/2 GR5	1
7	1-654-010055-11	SCREW, HEX HEAD CAP 1/2-13 X 3-1/2 GR5	1
8	1-861-010032-14	WASHER, FLAT 1/2N	2
9	105909	SCREW, RD HEAD SQ NECK 5/16-18 X 3/4	6
10	107-0975	SCREW, SET LOCK 5/16-18 X 3/8	1
11	122825	SPROCKET, TRANSMISSION 24T	1
12	122871	SPROCKET, TRANSMISSION IDLER	2
13	144060	BEARING, HEX BORE 7/8	3
14	144082	SPROCKET, TRANSMISSION 40 X 22T	1
15	144083	SPROCKET, TRANSMISSION 40 X 43T	1
16	144086	SPACER, 1 X 9/16 X 17/32	2
17	144087	SHAFT, HEX 7/8 X 7-3/4	1
18	144099	MOUNT, SEED DRIVE	1
19	144183	SPACER 1 X 9/16 X 1	1
20	151587	SPROCKET, 7/8 HEX #40 X 12	1
21	151588	SPROCKET, 7/8 HEX #40 X 15	1
22	70593063	U-BOLT	1
23	117722	CHAIN #40 (NOT SHOWN)	AR
24	119716	CONNECTING LINK, #40 CHAIN (NOT SHOWN)	AR
25	176627	ROLLER CHAIN, #40 X 57P 28-1/2L	1
26	172644	ROLLER CHAIN, #40 X 70P 35L	1
27	163981	OFFSET LINK	1

Fertilizer Drive Assembly

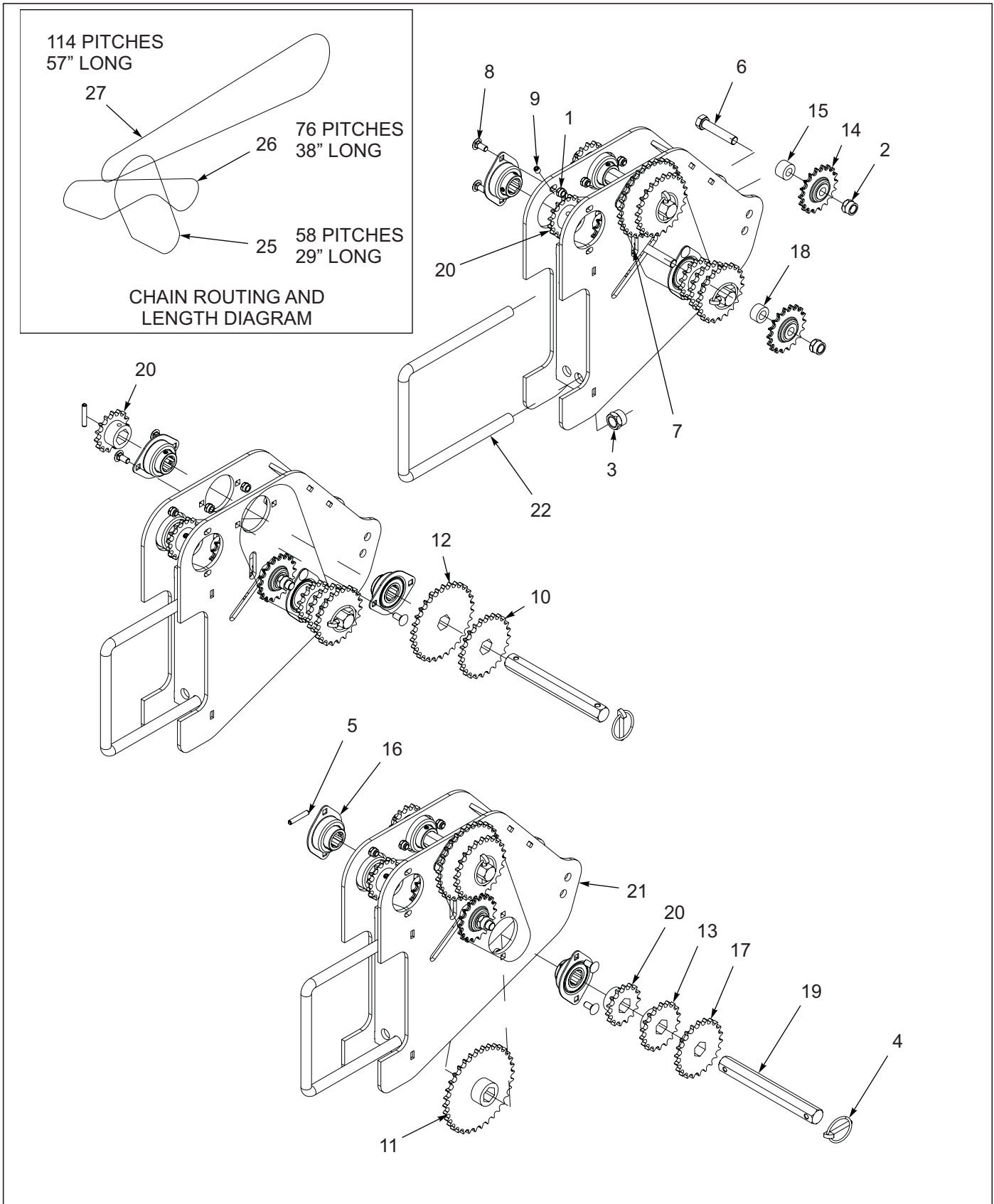


Figure 2-11: Fertilizer Drive Assembly

Fertilizer Drive Assembly

ITEM	PART NUMBER	DESCRIPTION	QTY.
--	174407	FERTILIZER DRIVE ASSEMBLY, RIGHT (SHOWN)	
--	174408	FERTILIZER DRIVE ASSEMBLY, LEFT	
1	1-512-010005-03	NUT, HEX LOCK 5/16-18 GRB	10
2	1-512-010005-09	NUT, HEX LOCK 1/2-13 GRB	3
3	1-512-010005-13	NUT, HEX LOCK 5/8-11 GRB	2
4	1-557-010327	PIN, LYNCH 1/4 X 1-1/4	2
5	1-647-010004217	SPRING PIN, SLOTTED 1/4 X 1-1/2	2
6	1-654-010055-07	SCREW, HEX HEAD CAP 1/2-13 X 2-1/2 GR5	3
7	1-861-010032-14	WASHER, FLAT 1/2N	2
8	105909	SCREW, RD HEAD SQ NECK 5/16-18 X 3/4	10
9	107-0975	SCREW, SET LOCK 5/16-18 X 3/4	1
10	122825	SPROCKET, TRANSMISSION 24T	1
11	144083	SPROCKET, TRANSMISSION 43T	1
12	122836	SPROCKET, TRANSMISSION 30T	1
13	122837	SPROCKET, TRANSMISSION 18T	1
14	122871	SPROCKET, TRANSMISSION IDLER	3
15	125799	SPACER	2
16	144060	BEARING, 7/8 HEX BORE 2 BOLT	5
17	144082	SPROCKET, TRANS 40 X 22T	1
18	144086	SPACER, 1 X 9/16 X 17/32	1
19	144087	SHAFT, HEX 7/8 X 7-3/4	2
20	151588	SPROCKET, #40 X 15, 7/8 HEX	3
21	151596	MOUNT, FERTILIZER DRIVE	1
22	70593063	U-BOLT	1
23	117722	CHAIN #40 (NOT SHOWN)	AR
24	119716	CONNECTING LINK, #40 CHAIN (NOT SHOWN)	AR
25	172647	ROLLER CHAIN, #40 X 58P 29L	1
26	172648	ROLLER CHAIN, #40 X 76P 38L	1
27	172649	ROLLER CHAIN, #40 X 114P 57L	1

Box Assemblies

Box Assemblies

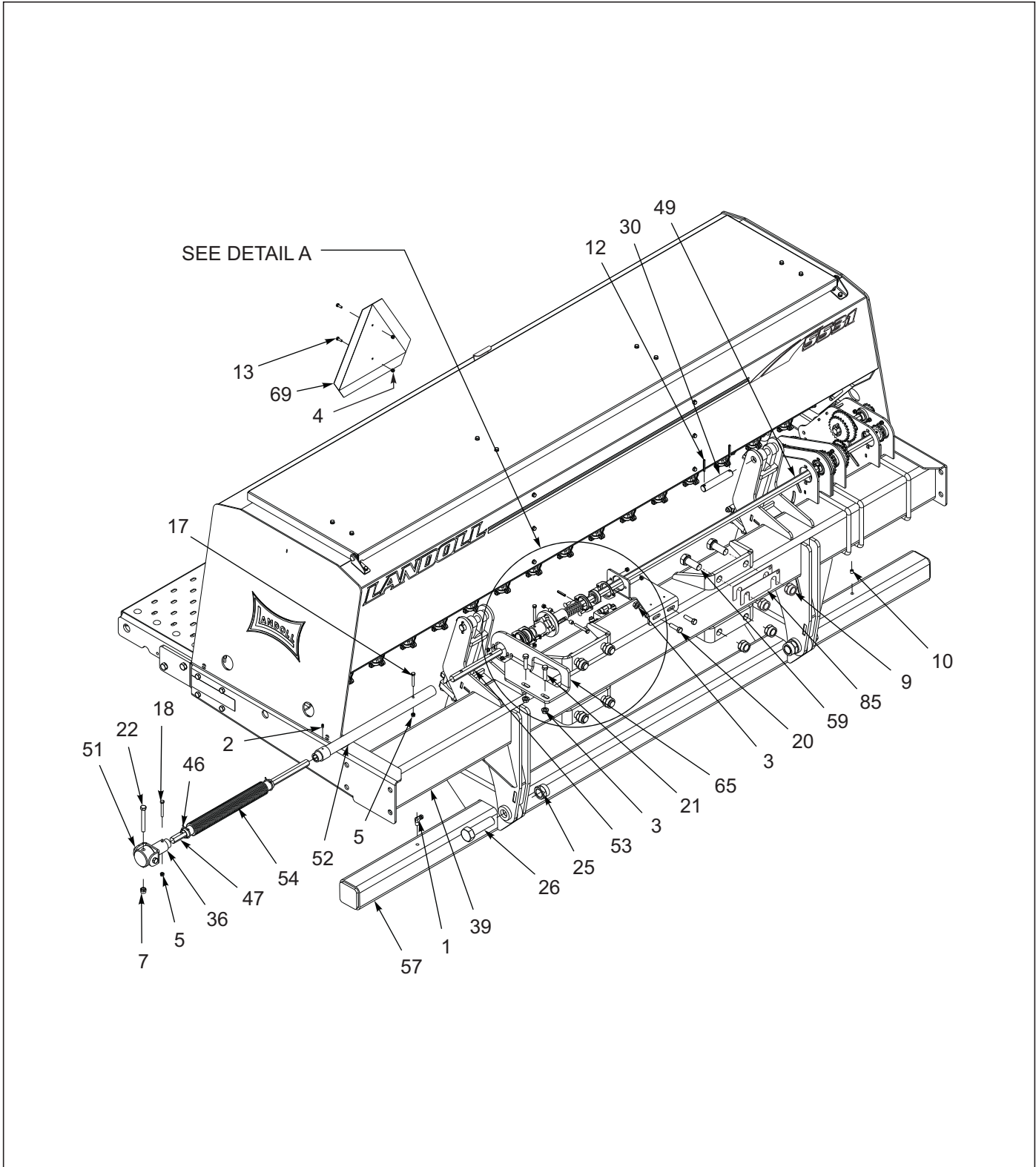
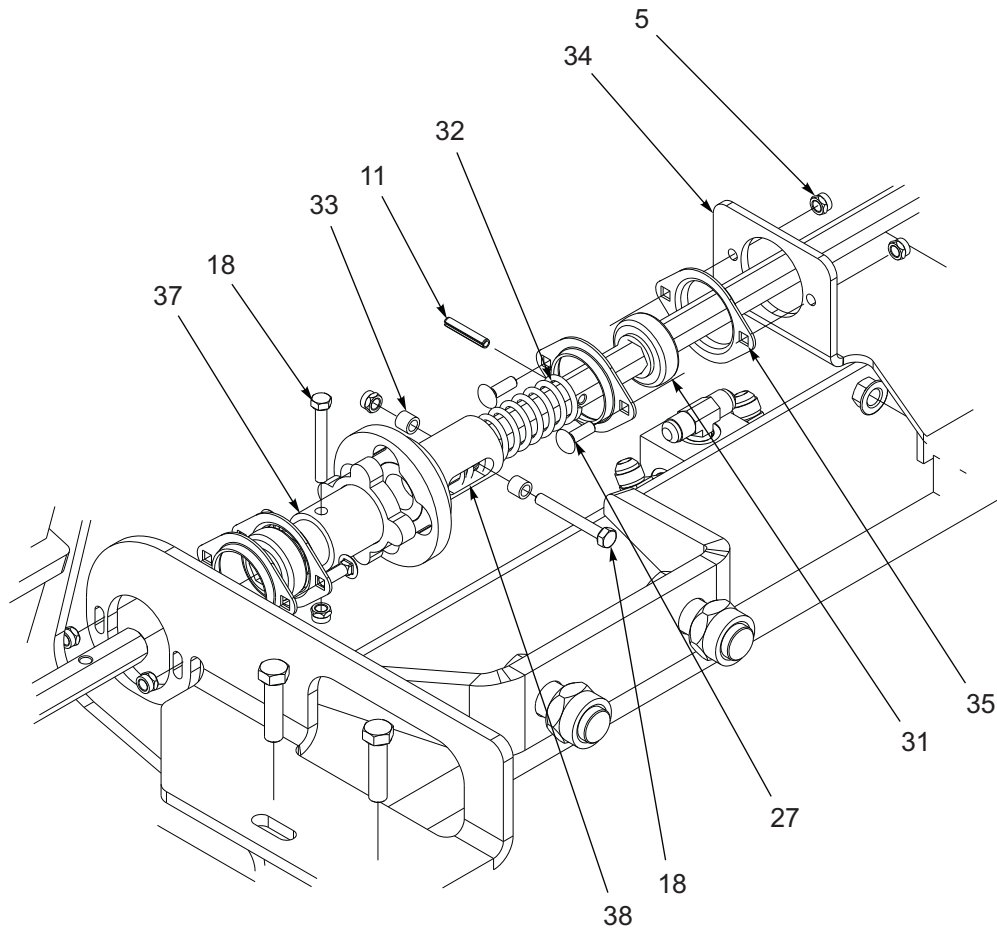


Figure 3-1: Center Box Assembly 5531-30'-40' (1 of 6)



DETAIL A

Figure 3-2: Center Drive Shaft Assembly (2 of 6)

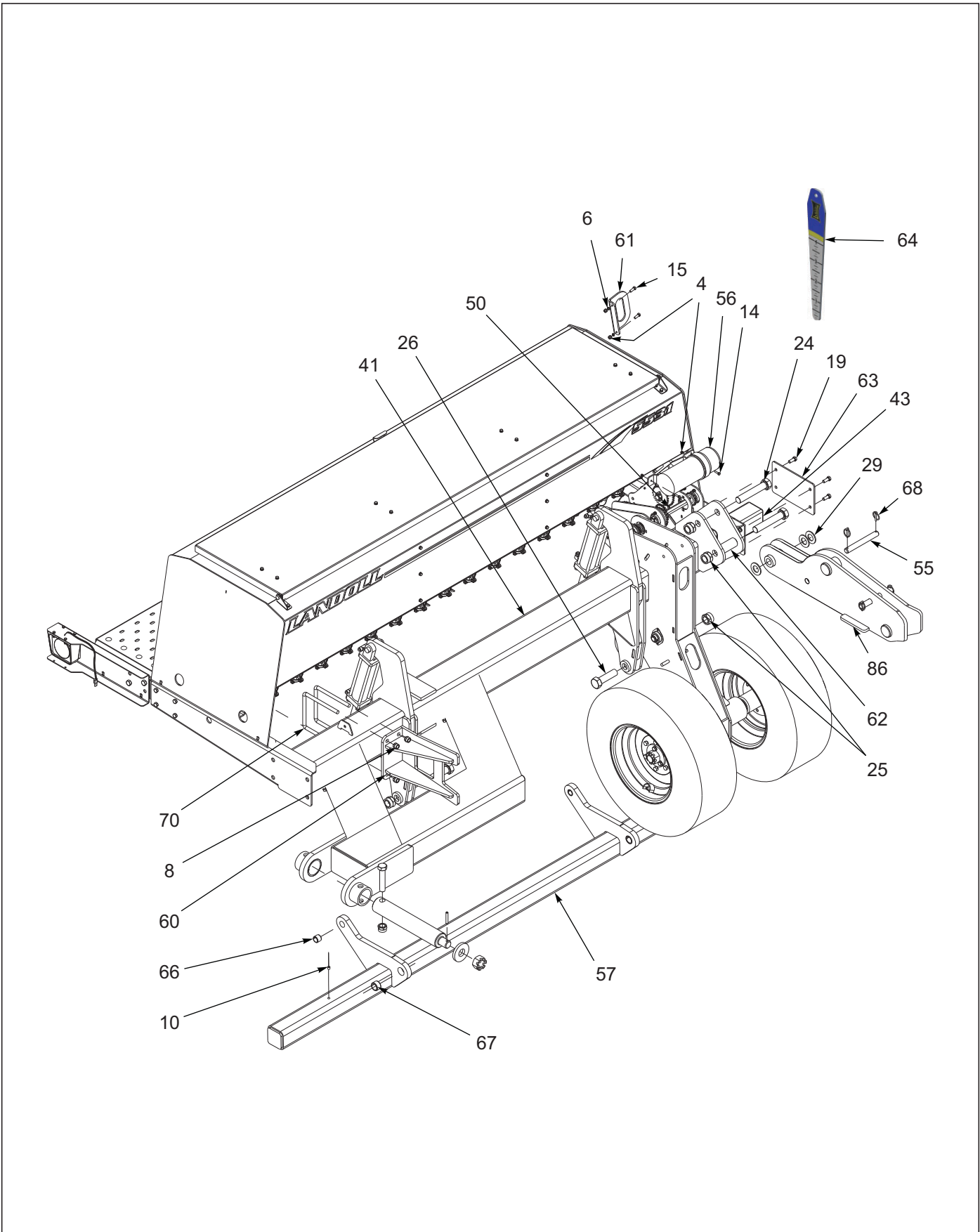


Figure 3-3: Left Box Assembly 5531-30' (3 of 6)

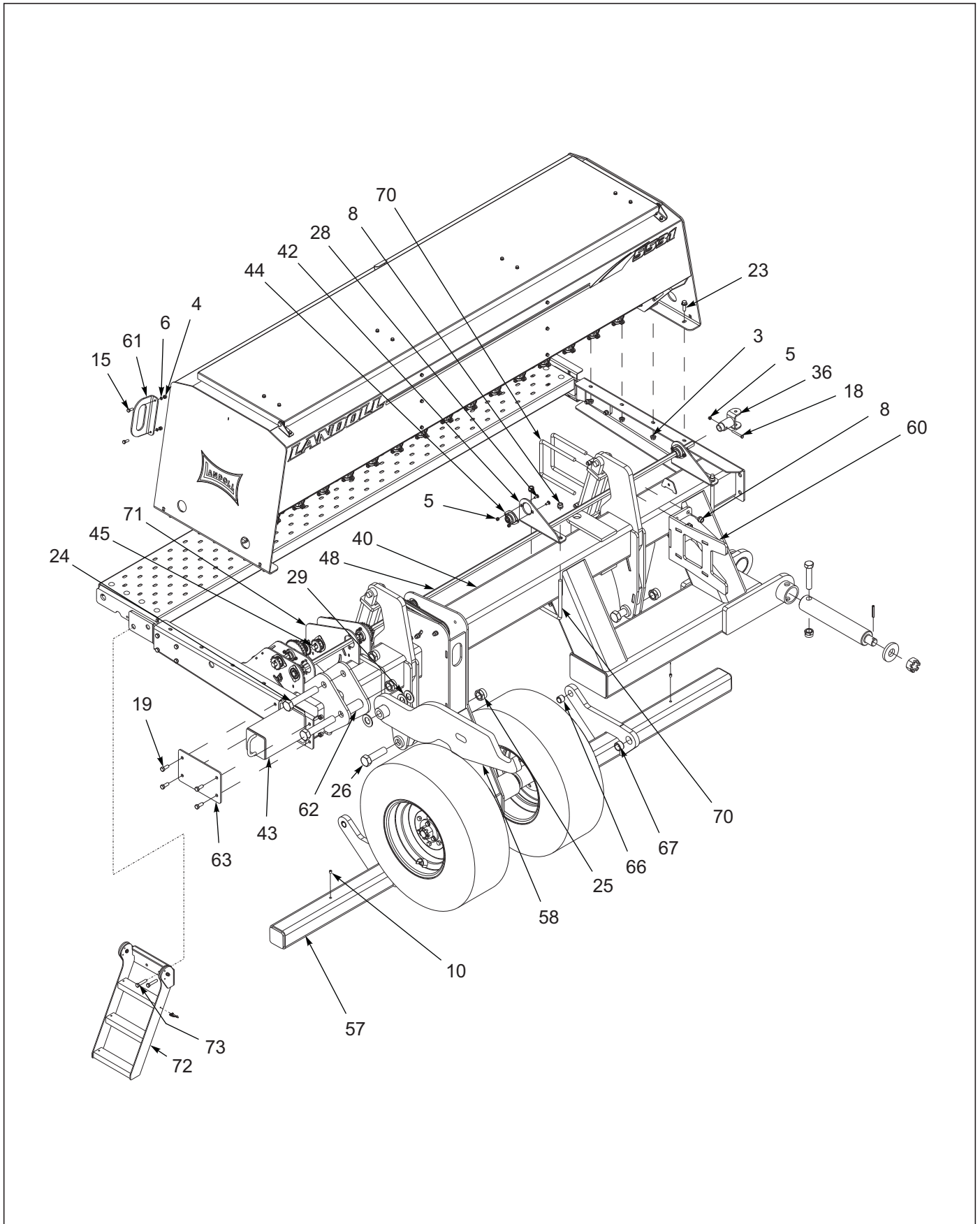


Figure 3-4: Right Box Assembly 5531-30' (4 of 6)

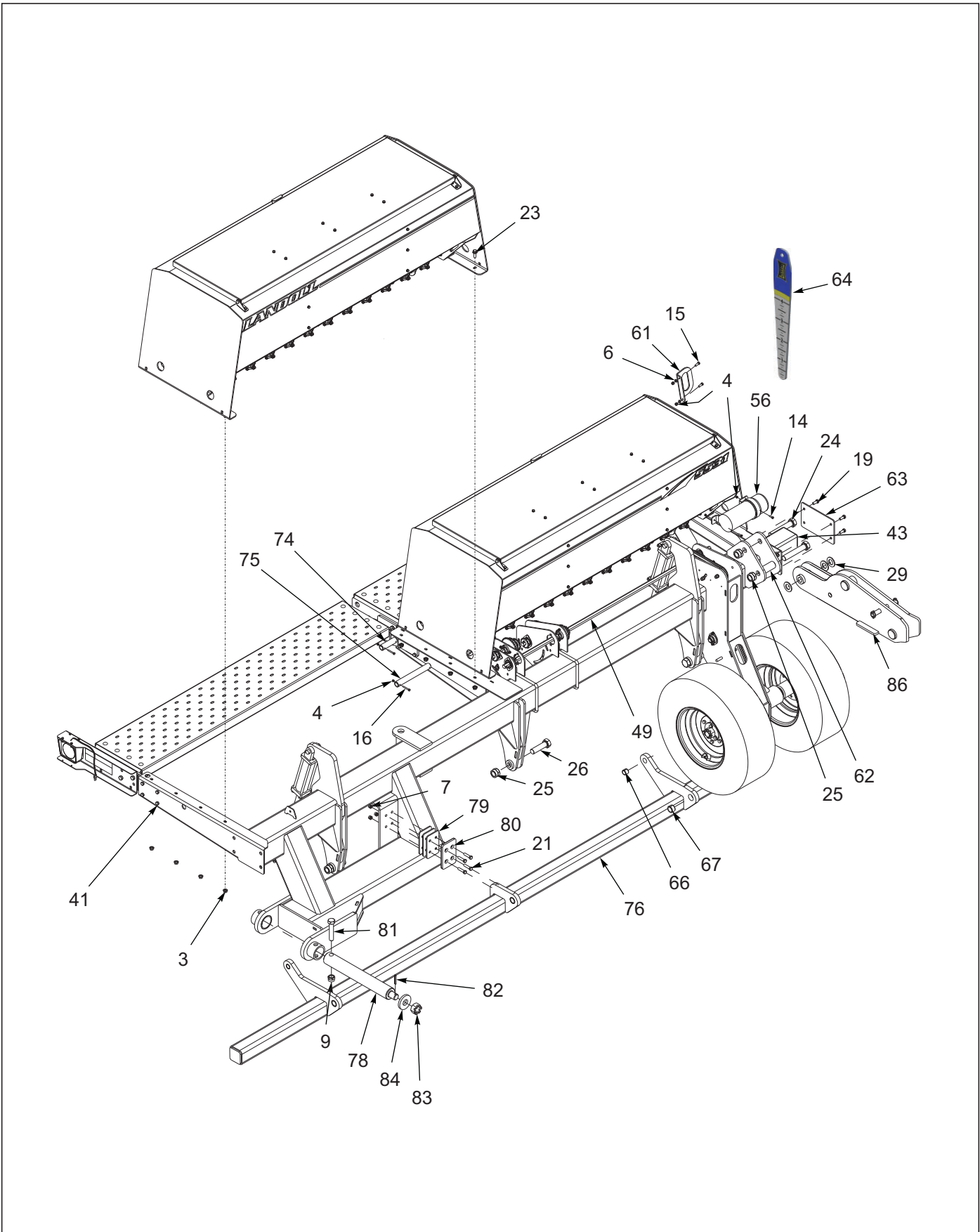


Figure 3-5: Left Inner and Outer Box Assembly 5531-40' (5 of 6)

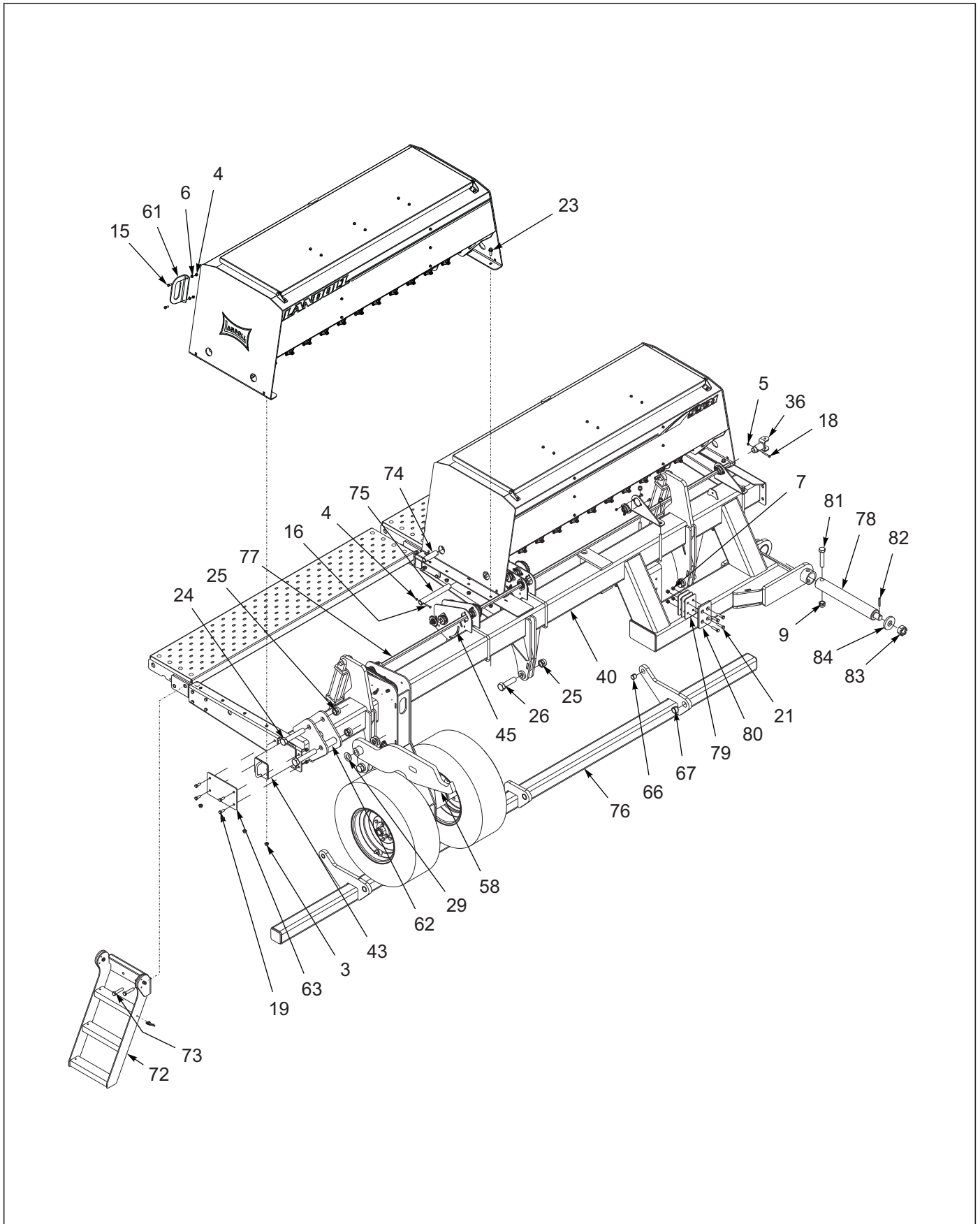


Figure 3-6: Right Inner and Outer Box Assembly 5531-40' (6 of 6)

Frame and Box Assemblies

ITEM	PART NUMBER	DESCRIPTION	QTY.
1	1-297-010008-07	FITTING, AIR 90	
2	1-298-010001-1	ZERK FITTING 1/4	
3	1-510-010003-09	NUT, FLANGE HEAD SERRATED 1/2-13	
4	1-512-010005-01	NUT, HEX LOCK 1/4-20 GRB	
5	1-512-010005-03	NUT, HEX LOCK 5/16-18 GRB	
6	1-861-010032-06	WASHER, FLAT 1/4N	
7	1-512-010005-09	NUT, HEX LOCK 1/2-13 GRB	
8	1-512-010005-13	NUT, HEX LOCK 5/8-11 GRB	
9	1-512-010005-19	NUT, HEX LOCK 1-8 GRB	
10	1-560-010002-02	PLUG, PIPE 1/4	
11	1-647-010004217	SPRING PIN, SLOTTED 1/4 X 1-1/2	
12	1-647-010004221	PIN, SPRING SLOTTED 1/4 X 2 (5531-30')	
13	1-654-010047-04	SCREW HEX CAP 1/4-20 X 3/4 GR5	
14	1-654-010047-06	SCREW HEX CAP 1/4-20 X 1 GR5	
15	1-654-010158-02	SCREW, RD HEAD SQ NECK 1/4-20 X 1 GR5	
16	1-654-010047-10	SCREW, HEX HEAD CAP 1/4 X 2 GR5	
17	1-654-010049-09	SCREW, HEX HEAD CAP 5/16-18 X 2 GR5	
18	1-654-010049-11	SCREW, HEX HEAD CAP 5/16-18 X 2-1/2 GR5	
19	1-654-010055-02	SCREW, HEX HEAD CAP 1/2-13 X 1-1/4 GR5	
20	1-654-010055-04	SCREW, HEX HEAD CAP 1/2-13 X 1-3/4 GR5	
21	1-654-010055-05	SCREW, HEX HEAD CAP 1/2-13 X 1-3/4 GR5	
22	1-654-010055-13	SCREW, HEX HEAD CAP 1/2-13 X 4 GR5	
23	1-655-010001-3	SCREW, FLANGE HEAD 1/2-13 X 1-1/2	
24	100545	SCREW, HEX HEAD CAP 1-1/4-7 X 7 GR5	
25	101385	NUT, HEX LOCK 1-1/4 - 7 GRB	
26	101509	SCREW, HEX HEAD CAP 1-1/4-7 X 4-1/2 GR5	
27	104031	SCREW, RD HEAD SQ NECK 5/16-18 X 1 GR5	
28	105909	SCREW, RD HEAD SQ NECK 5/16-18 X 3/4	
29	116100	WASHER, FLAT 1-1/4N	
30	116441	PIN, 1 X 5-3/4	
31	122848	BEARING, SELF ALIGN HEX SHAFT 7/8	
32	122917	SPRING, COMPRESSION 4-1/2	
33	125786	TUBE, RD	
34	143900	BRACKET, BEARING MOUNT	
35	143901	FLANGE, BEARING 2 HOLE	
36	143905	CLEVIS, DRIVE SHAFT	
37	143938	COUPLER, DRIVE SHAFT MALE	
38	143939	COUPLER, DRIVE SHAFT FEMALE	
39	144019	FRAME, CENTER	
40	144020	FRAME, WING RIGHT 30'	
40	153902	FRAME, WING RIGHT 40'	
41	144021	FRAME, WING LEFT 30'	
41	153903	FRAME, WING LEFT 40'	
42	144053	MOUNT, BEARING SEED SHAFT	
43	159046	WEIGHT FILLED TUBE (110") (5531-30')	
43	159047	WEIGHT FILLED TUBE (171") (5531-40')	
44	144060	BEARING, 7/8 HEX BORE 2 BOLT	
45	144077	SEED DRIVE ASSEMBLY, RIGHT (SEE PAGE 2-17)	
46	144129	CLAMP, HOSE #24	

Frame and Box Assemblies

ITEM	PART NUMBER	DESCRIPTION	QTY.
47	144179	SHAFT, HEX 7/8 X 28	
48	144180	SHAFT, HEX 7/8 X 105-5/8 (5531-30')	
49	144181	SHAFT, 7/8 HEX, 72-1/4 L	
49	159921	SHAFT, 7/8 HEX, 78 L (USED ON 40' WITH SMALL SEED)	
50	144182	SHAFT, HEX 7/8 X 21-5/8 (30' X 7.5")	
50	144181	SHAFT, 7/8 HEX, 72-1/4 L (USED ON 30' X 10 W/ FERT ONLY)	
50	161462	SHAFT, HEX 7/8 X 48L (USED ON 30' X 10)	
51	144218	CROSS, DRIVE SHAFT	
52	144221	COUPLER ASSEMBLY, DRIVE SHAFT	
53	144222	SHAFT, HEX 7/8 X 10" L	
54	144338	HOSE, SEED	
55	144355	PIN, 1 X 8	
56	150076	MANUAL TUBE	
57	172683	BAR, OPENER 118" WLDMT (NON-HYD DOWN PRESSURE)	
58	155860	HOOK, WING LOCK	
59	1-654-010065-08	SCREW, HEX HEAD CAP 1-8 X 2-3/4 GR5 (5531-30')	
60	151534	STOP, FOLD (5531-30')	
61	151540	HANDLE, SEED BOX	
62	153808	TUBE, ROUND 1-3/4 X 1.266 X 4	
63	153811	CAP, FRAME	
64	213932	SEED DEPTH TOOL INDICATOR	
65	153825	MOUNT, DRIVE SHAFT BEARING	
66	2-150-010008	BUSHING, 1-1/4 X 1 X 1	
67	2-150-010174	BUSHING, 1-5/8 X 1-1/4 X 1	
68	70239854	PIN, QUICK HITCH	
69	70260977	SMV EMBLEM	
70	70593063	U-BOLT	
71	144078	LEFT SEED DRIVE ASSEMBLY (SEE PAGE 2-19)	
72	154849	LADDER ASSEMBLY (SEE PAGE 3-69)	
73	1-654-010059-09	SCREW, HEX HEAD CAP 5/8-11 X 3 GR5	
74	154837	COUPLER, SHAFT 4-3/4"	
75	154827	COUPLER, SHAFT 11"	
76	172684	BAR, OPENER 178" WLDMT (NON-HYD DOWN PRESSURE)	
77	154869	SHAFT, HEX 7/8 X 140"	
78	154896	PIN, 3 X 23-1/8	
79	155841	SHIM, FOLD STOP	
80	155842	STOP, WING	
81	1-654-010065-15	SCREW, HEX 1-8 X 5 GR5	
82	1-647-010004257	PIN, SPRING SLOTTED 3/8 X 2-1/2	
83	1-516-010001-27	NUT, HEX SLOT 1-1/2-6	
84	144373	WASHER, 3-3/4 X 1-9/16 X 1/2	
85	154843	SHIM, FRAME	
86	155864	LATCH, WING LOCK	

Box Assembly, Grain W/O Fertilizer

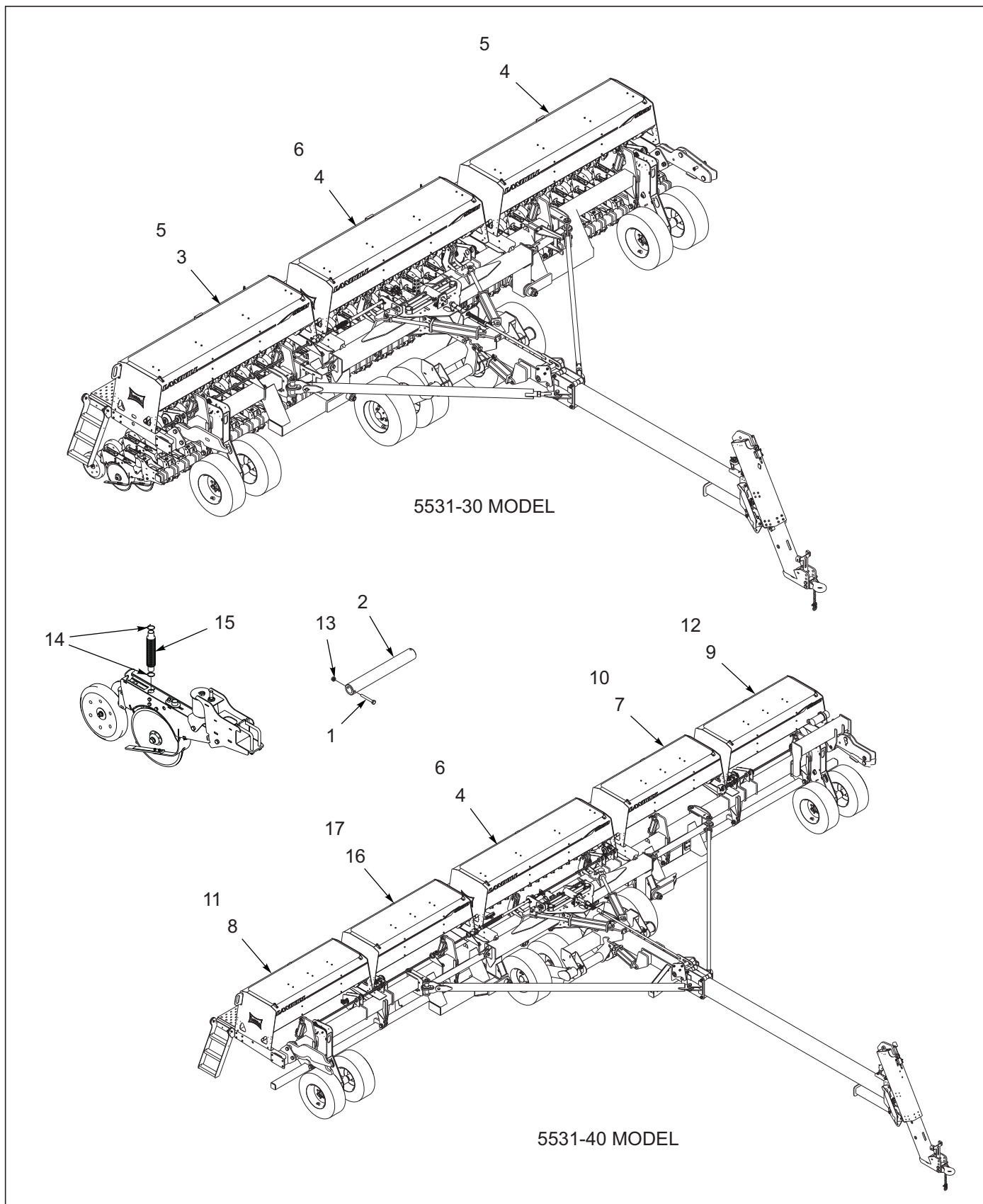


Figure 3-7: Box Assembly, Grain W/O Fertilizer

Box Assembly, Grain W/O Fertilizer

ITEM	PART NUMBER	DESCRIPTION	QTY			
--	174342	BOX ASSEMBLY, W/O FERTILIZER 30' X 7.5"	*			
--	174345	BOX ASSEMBLY, W/O FERTILIZER 30' X 10"		*		
--	174347	BOX ASSEMBLY, W/O FERTILIZER 40' X 7.5"			*	
--	174350	BOX ASSEMBLY, W/O FERTILIZER 40' X 10"				*
1	1-654-010047-10	SCREW, HEX HEAD CAP 1/4-20 X 2 GR5	--	--	4	4
2	154827	COUPLER, SHAFT 10-1/2"	--	--	2	2
3	172736	BOX ASSEMBLY W/O FERT RIGHT 10' X 7.5" (SEE PAGE 3-13)	1	--	--	--
4	172737	BOX ASSEMBLY W/O FERT LEFT 10' X 7.5" (SEE PAGE 3-17)	2	--	1	--
5	176481	BOX ASSEMBLY W/O FERT LEFT 10' X 10" (SEE PAGE 3-17)	--	1	--	--
6	174362	BOX ASSEMBLY W/O FERT LEFT 10' X 10" (SEE PAGE 3-17)	--	1	--	1
7	174305	BOX ASSEMBLY W/O FERT 7-1/2' X 7.5" (SEE PAGE 3-11)	--	--	1	--
8	174306	BOX ASSEMBLY W/O FERT RIGHT 7-1/2' X 7.5" (SEE PAGE 3-13)	--	--	1	--
9	174307	BOX ASSEMBLY W/O FERT LEFT 7-1/2' X 7.5" (SEE PAGE 3-17)	--	--	1	--
10	174312	BOX ASSEMBLY W/O FERT 7-1/2' X 10" (SEE PAGE 3-11)	--	--	--	1
11	174313	BOX ASSEMBLY W/O FERT RIGHT 7-1/2' X 10" (SEE PAGE 3-13)	--	--	--	1
12	174314	BOX ASSEMBLY W/O FERT LEFT 7-1/2' X 10" (SEE PAGE 3-17)	--	--	--	1
13	1-512-010005-01	NUT, HEX LOCK 1/4-20 GRB	--	--	4	4
14	144129	CLAMP, HOSE	96	72	128	96
15	172739	HOSE, SEED TUBE (USED W/O SENSOR)	42	30	54	38
16	199325	BOX ASSY 7-1/2' X 7.5" RIGHT	--	--	1	--
17	199328	BOX ASSY 7-1/2' X 10" RIGHT	--	--	--	1

Box Assembly W/O Fertilizer

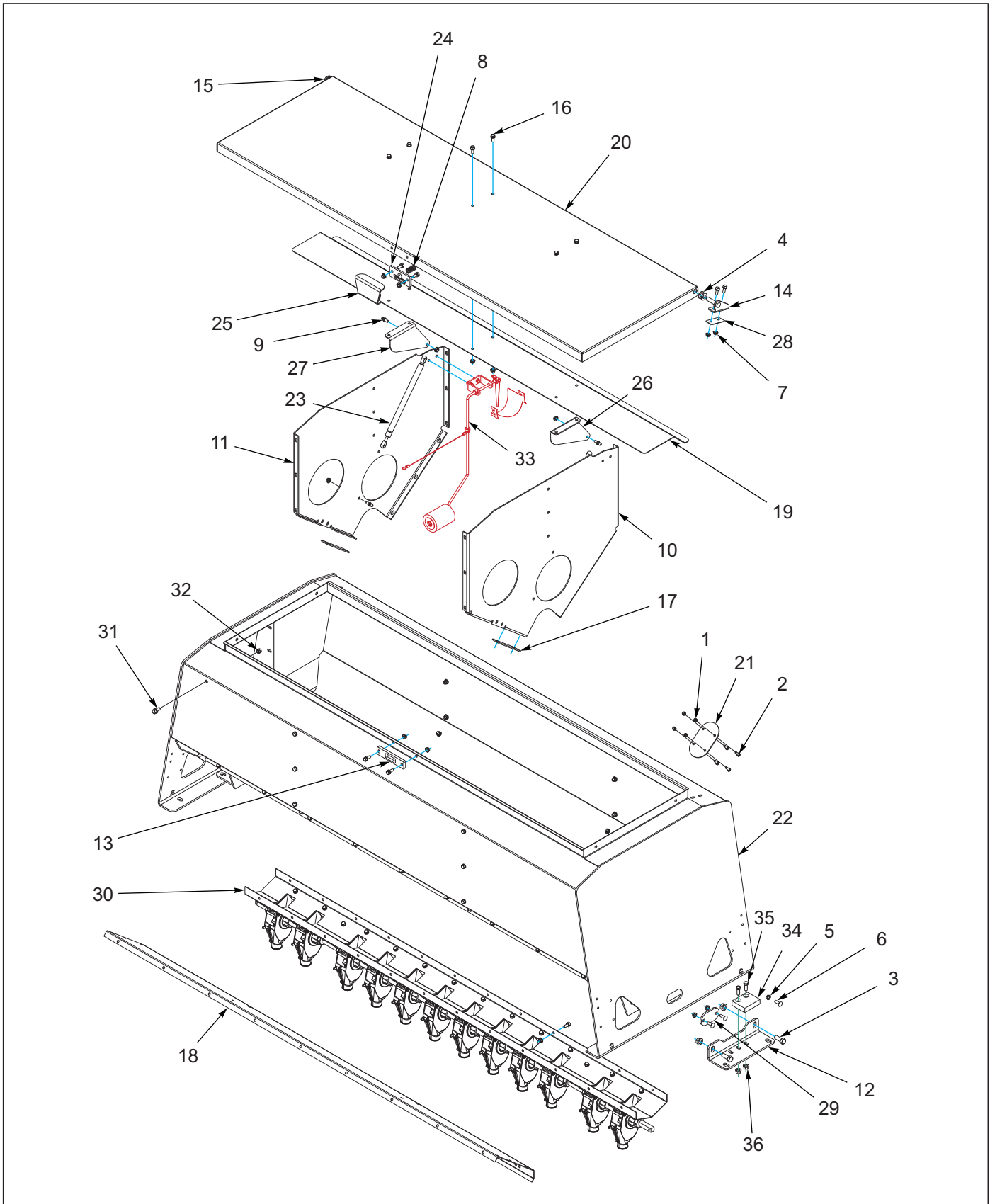


Figure 3-8: Box Assembly W/O Fertilizer

Box Assembly W/O Fertilizer

ITEM	PART NUMBER	DESCRIPTION	QTY.	
--	174305	BOX ASSEMBLY W/O FERT 7-1/2' X 7.5"	*	
--	174312	BOX ASSEMBLY W/O FERT 7-1/2' X 10"		*
1	1-512-010005-01	NUT, HEX LOCK 1/4-20 GRB (BEFORE 12-18-2018)	4	4
2	1-654-010047-04	SCREW HEX CAP 1/4-20 X 3/4 GR5 (BEFORE 12-18-2018)	4	4
3	1-654-010055-02	SCREW, HEX HEAD CAP 1/2-13 X 1-1/4 GR5	4	4
4	1-861-010032-14	WASHER, FLAT 1/2N	4	4
5	104031	SCREW, RD HEAD SQ NECK 5/16-18 X 1 GR5	8	8
6	124971	NUT, FLANGE HEAD SPIRALOCK 1/2-13	4	4
7	126561	NUT, FLANGE HEAD SERRATED 5/16-18	91	85
8	139692	SPRING, COMPRESSION	1	1
9	1401756	BALL STUD	4	4
10	144125	PANEL, SEED BOX RIGHT	1	1
11	144126	PANEL, SEED BOX LEFT	1	1
12	144127	BRACKET, SEED BOX	2	2
13	144141	STOP, LATCH	1	1
14	144158	HINGE, SEED BOX LID RIGHT	1	1
15	144159	HINGE, SEED BOX LID LEFT	1	1
16	144268	SCREW, FLANGE HEAD 5/16-18 X 3/4	79	73
17	151547	SPACER, SEED BOX	2	2
18	153868	PANEL, SEED BOX 7-1/2'	1	1
19	153869	SHIELD, SPLASH GUARD 7-1/2'	1	1
20	153871	LID, SEED BOX 7-1/2'	1	1
21	154841	GLASS, SIGHT (BEFORE 12-18-2018)	1	1
22	154842	BOX, SEED 7-1/2'	1	1
23	155840	GAS SPRING	2	2
24	161474	MOUNT, LATCH	1	1
25	161475	HANDLE, LATCH	1	1
26	161476	BRACKET, SPRING MOUNT	1	1
27	161477	BRACKET, SPRING MOUNT LEFT	1	1
28	168903	GASKET, HINGE SEAL	2	2
29	172703	PLATE, COVER	2	2
30	218432	METER ASSY, 7-1/2'X7.5" RT (SEE PAGE 3-45)	1	--
30	174315	METER ASSEMBLY, 7-1/2' X 10" (SEE PAGE 3-45)	--	1
31	179776	SCREW, FLANGE HEAD 3/8-16 X 3/4	4	4
32	1-512-010005-05	NUT, HEX LOCK 3/8-16 GRB	4	4
33	-----	SEED LEVEL INDICATOR (AFTER 12-18-2018) (SEE PAGE 3-41)	1	1
34	231495	WEAR PAD, CHAIN (USED ON SMALL SEED BOX OPTION ONLY)	3	3
35	1-654-010051-05	SCREW, HEX CAP 3/8-16UNCX1 GR5 (USED ON SMALL SEED BOX OPTION ONLY)	6	6
36	1-510-010001	NUT, 3/8-16 UNC FLG LOCK GR G (USED ON SMALL SEED BOX OPTION ONLY)	6	6

Box Assembly, Right W/O Fertilizer

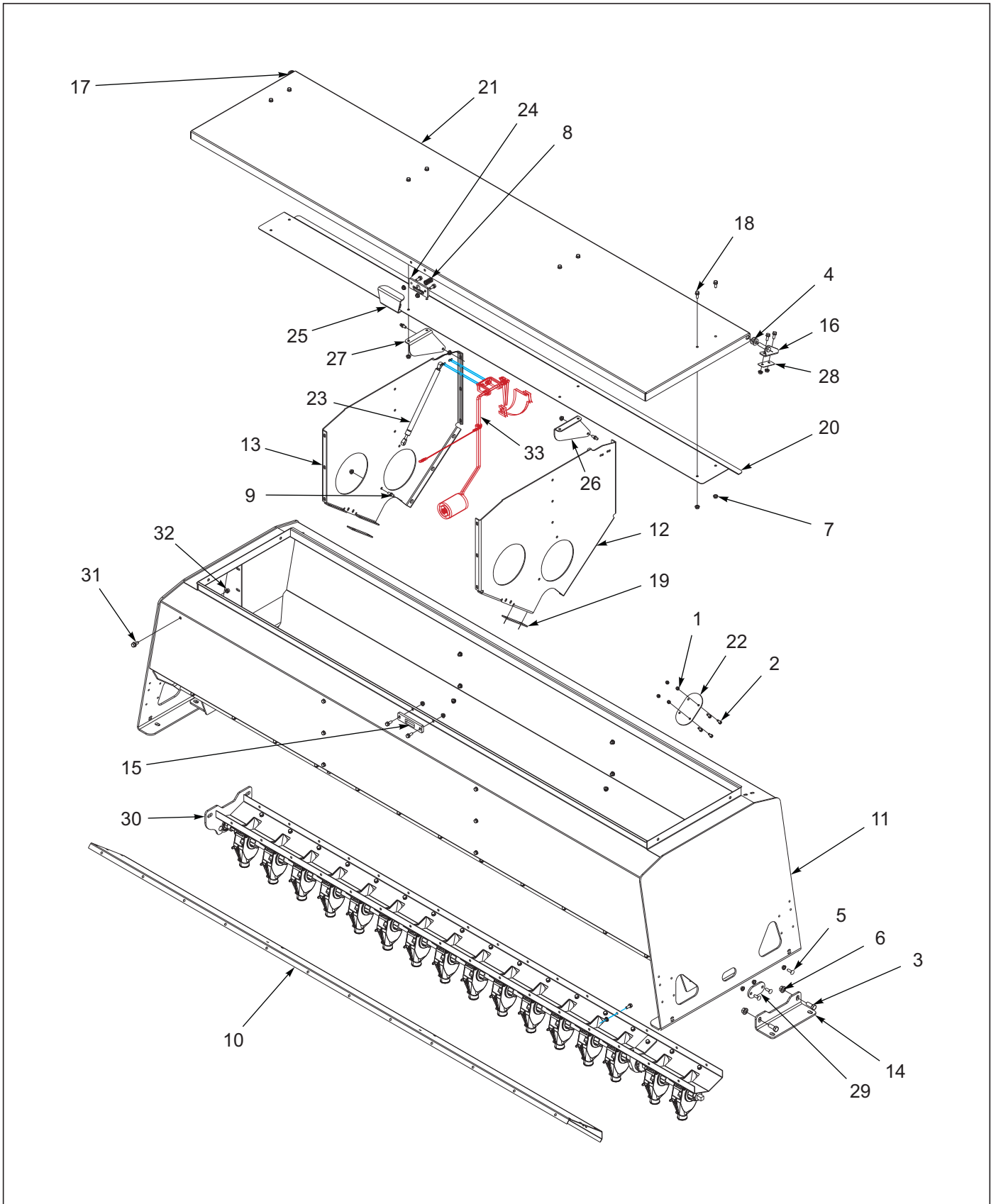


Figure 3-9: Box Assembly, Right W/O Fertilizer

Box Assembly, Right W/O Fertilizer

ITEM	PART NUMBER	DESCRIPTION	QTY.					
	172736	BOX ASSEMBLY W/O FERT RIGHT 10' X 7.5"	*					
	174306	BOX ASSEMBLY W/O FERT RIGHT 7-1/2' X 7.5"		*				
	174313	BOX ASSEMBLY W/O FERT RIGHT 7-1/2' X 10"			*			
	199325	BOX ASSY 7-1/2' X 7.5" RIGHT				*		
	199328	BOX ASSY 7-1/2' X 10" RIGHT					*	
1	1-512-010005-01	NUT, HEX LOCK 1/4-20 GRB (BEFORE 12-18-2018)	4	4	4	4	4	4
2	1-654-010047-04	SCREW HEX CAP 1/4-20 X 3/4 GR5 (BEFORE 12-18-2018)	4	4	4	4	4	4
3	1-654-010055-02	SCREW, HEX HEAD CAP 1/2-13 X 1-1/4 GR5	4	4	4	4	4	4
4	1-861-010032-14	WASHER, FLAT 1/2N	4	4	4	4	4	4
5	104031	SCREW, RD HEAD SQ NECK 5/16-18 X 1 GR5	8	8	8	8	8	8
6	124971	NUT, FLANGE HEAD SPIRALOCK 1/2-13	4	4	4	4	4	4
7	126561	NUT, FLANGE HEAD SERRATED 5/16-18	104	91	85	91	85	
8	139692	SPRING, COMPRESSION	1	1	1	1	1	1
9	1401756	BALL STUD	4	4	4	4	4	4
10	143931	PANEL, SEED BOX 10'	1	--	--	--	--	--
10	153868	PANEL, SEED BOX 7-1/2'	--	1	1	1	1	1
11	143932	BOX, SEED 10'	1	--	--	--	--	--
11	154842	BOX, SEED 7-1/2'	--	1	1	1	1	1
12	144125	PANEL, SEED BOX RIGHT	1	1	1	1	1	1
13	144126	PANEL, SEED BOX LEFT	1	1	1	1	1	1
14	144127	BRACKET, SEED BOX	2	2	2	2	2	2
15	144141	STOP, LATCH	1	1	1	1	1	1
16	144158	HINGE, SEED BOX LID RIGHT	1	1	1	1	1	1
17	144159	HINGE, SEED BOX LID LEFT	1	1	1	1	1	1
18	144268	SCREW, FLANGE HEAD 5/16-18 X 3/4	92	79	73	79	73	
19	151547	SPACER, SEED BOX	2	2	2	2	2	2
20	151578	SHIELD, SPLASH GUARD	1	--	--	--	--	--
20	153869	SHIELD, SPLASH GUARD 7-1/2'	--	1	1	1	1	1
21	151580	LID, SEED BOX 10'	1	--	--	--	--	--
21	153871	LID, SEED BOX 7-1/2'	--	1	1	1	1	1
22	154841	GLASS, SIGHT (BEFORE 12-18-2018)	1	1	1	1	1	1
23	155840	GAS SPRING	2	2	2	2	2	2
24	161474	MOUNT, LATCH	1	1	1	1	1	1
25	161475	HANDLE, LATCH	1	1	1	1	1	1
26	161476	BRACKET, SPRING MOUNT	1	1	1	1	1	1
27	161477	BRACKET, SPRING MOUNT LEFT	1	1	1	1	1	1
28	168903	GASKET, HINGE SEAL	2	2	2	2	2	2
29	172703	PLATE, COVER	2	2	2	2	2	2
30	172733	METER ASSEMBLY, RIGHT 10' X 7.5" (SEE PAGE 3-47)	1	--	--	--	--	--
30	218430	METER ASSY, 7-1/2'X7.5" RT (SEE PAGE 3-49)	--	1	--	--	--	--
30	174316	METER ASSEMBLY, RIGHT 7-1/2' X 10" (SEE PAGE 3-47)	--	--	1	--	--	--

Box Assembly, Right W/O Fertilizer

ITEM	PART NUMBER	DESCRIPTION	QTY.				
30	218431	METER ASSY, 7-1/2'X7.5" LT (SEE PAGE 3-53)	--	--	--	1	--
30	199330	METER ASSY, 7-1/2'X10" RIGHT (SEE PAGE 3-53)	--	--	--	--	1
31	179776	SCREW, FLANGE HEAD 3/8-16 X 3/4	8	4	4	4	4
32	1-512-010005-05	NUT, HEX LOCK 3/8-16 GRB	8	4	4	4	1
33	-----	SEED LEVEL INDICATOR (AFTER 12-18-2018) (SEE PAGE 3-41)	1	1	1	1	1

Box Assembly, Left W/O Fertilizer

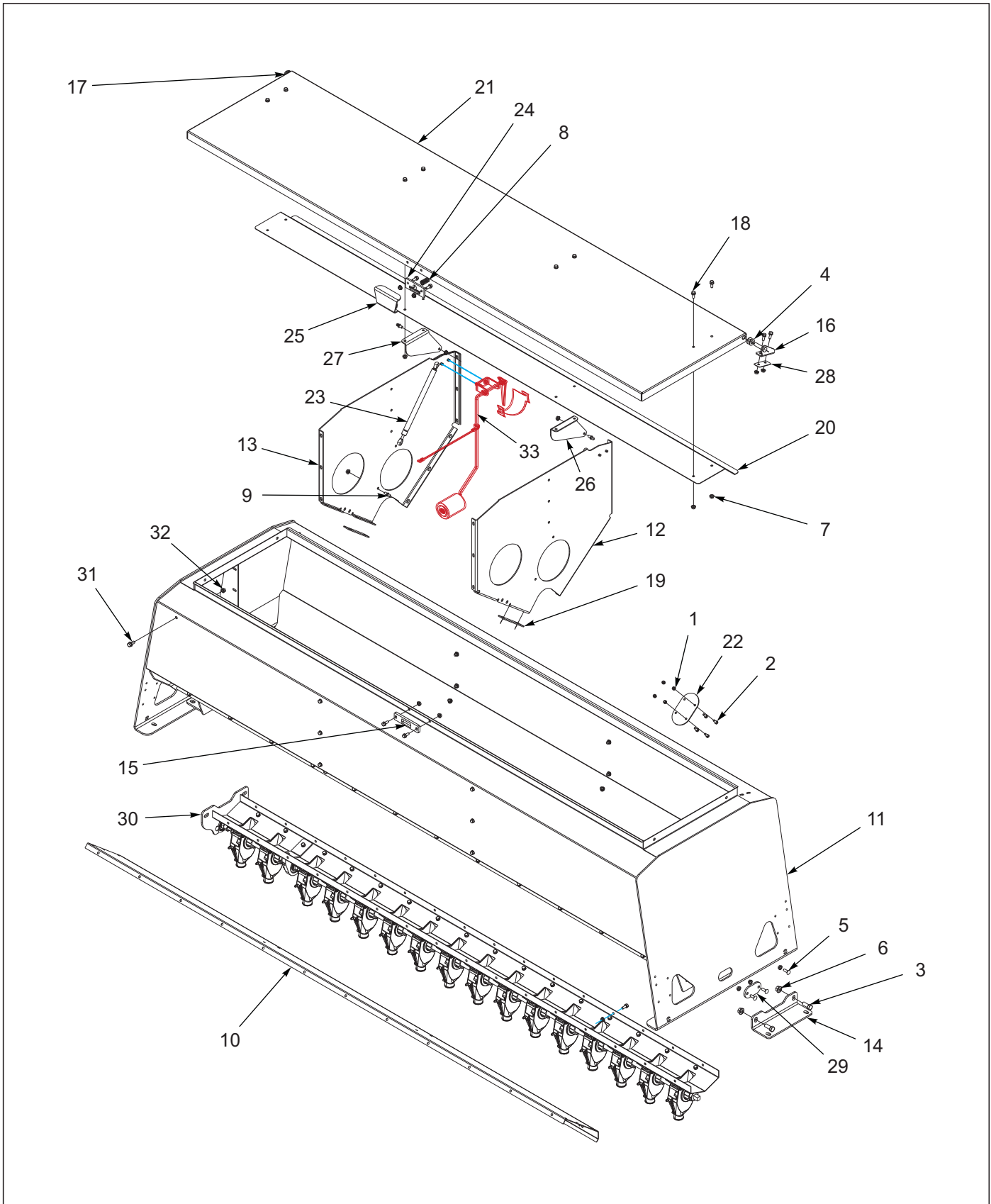


Figure 3-10: Box Assembly, Left W/O Fertilizer

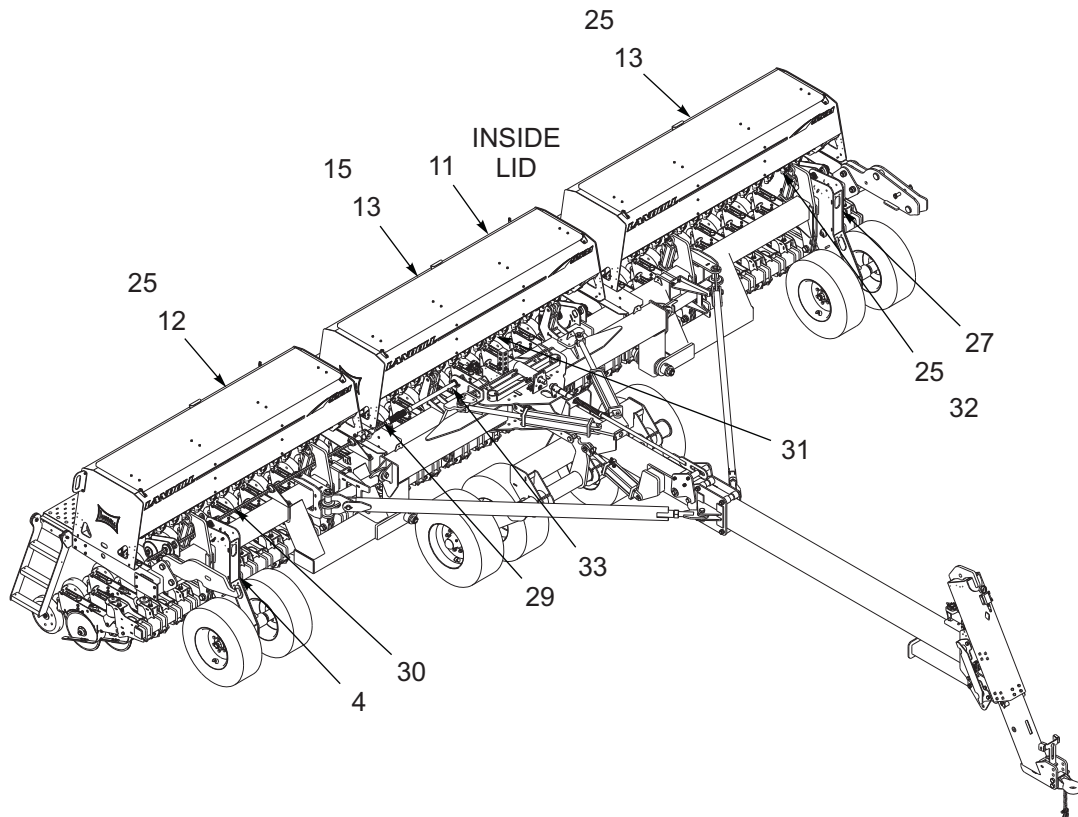
Box Assembly, Left W/O Fertilizer

ITEM	PART NUMBER	DESCRIPTION	QTY.					
--	172737	BOX ASSEMBLY W/O FERT LEFT 10' X 7.5"	*					
--	174362	BOX ASSEMBLY W/O FERT LEFT 10' X 10"		*				
--	176481	BOX ASSEMBLY W/O FERT LEFT 10' X 10"			*			
--	174307	BOX ASSEMBLY W/O FERT LEFT 7-1/2' X 7.5"				*		
--	174314	BOX ASSEMBLY W/O FERT LEFT 7-1/2' X 10"					*	
1	1-512-010005-01	NUT, HEX LOCK 1/4-20 GRB (BEFORE 12-18-2018)	4	4	4	4	4	4
2	1-654-010047-04	SCREW HEX CAP 1/4-20 X 3/4 GR5 (BEFORE 12-18-2018)	4	4	4	4	4	4
3	1-654-010055-02	SCREW, HEX HEAD CAP 1/2-13 X 1-1/4 GR5	4	4	4	4	4	4
4	1-861-010032-14	WASHER, FLAT 1/2N	4	4	4	4	4	4
5	104031	SCREW, RD HEAD SQ NECK 5/16-18 X 1 GR5	8	8	8	8	8	8
6	124971	NUT, FLANGE HEAD SPIRALOCK 1/2-13	4	4	4	4	4	4
7	126561	NUT, FLANGE HEAD SERRATED 5/16-18	104	96	96	91	85	
8	139692	SPRING, COMPRESSION	1	1	1	1	1	1
9	1401756	BALL STUD	4	4	4	4	4	4
10	143931	PANEL, SEED BOX 10'	1	1	1	1	1	1
10	153868	PANEL, SEED BOX 7-1/2'	--	--	--	1	1	
11	143932	BOX, SEED 10'	1	1	1	--	--	
11	154842	BOX, SEED 7-1/2'	--	--	--	1	1	
12	144125	PANEL, SEED BOX RIGHT	1	1	1	1	1	1
13	144126	PANEL, SEED BOX LEFT	1	1	1	1	1	1
14	144127	BRACKET, SEED BOX	2	2	2	2	2	2
15	144141	STOP, LATCH	1	1	1	1	1	1
16	144158	HINGE, SEED BOX LID RIGHT	1	1	1	1	1	1
17	144159	HINGE, SEED BOX LID LEFT	1	1	1	1	1	1
18	144268	SCREW, FLANGE HEAD 5/16-18 X 3/4	92	84	84	79	73	
19	151547	SPACER, SEED BOX	2	2	2	2	2	2
20	151578	SHIELD, SPLASH GUARD	1	1	1	--	--	
20	153869	SHIELD, SPLASH GUARD 7-1/2'	--	--	--	1	1	
21	151580	LID, SEED BOX 10'	1	1	1	--	--	
21	153871	LID, SEED BOX 7-1/2'	--	--	--	1	1	
22	154841	GLASS, SIGHT (BEFORE 12-18-2018)	1	1	1	1	1	1
23	155840	GAS SPRING	2	2	2	2	2	2
24	161474	MOUNT, LATCH	1	1	1	1	1	1
25	161475	HANDLE, LATCH	1	1	1	1	1	1
26	161476	BRACKET, SPRING MOUNT	1	1	1	1	1	1
27	161477	BRACKET, SPRING MOUNT LEFT	1	1	1	1	1	1
28	168903	GASKET, HINGE SEAL	2	2	2	2	2	2
29	172703	PLATE, COVER	2	2	2	2	2	2
30	172734	METER ASSY, LT 10' X 7.5" (SEE PAGE 3-56)	1	--	--	--	--	
30	172741	METER ASSY, LT 10' X 10" (SEE PAGE 3-56)	--	1	--	--	--	
30	174483	METER ASSY, LT 10' X 10" (SEE PAGE 3-56)	--	--	1	--	--	

Box Assembly, Left W/O Fertilizer

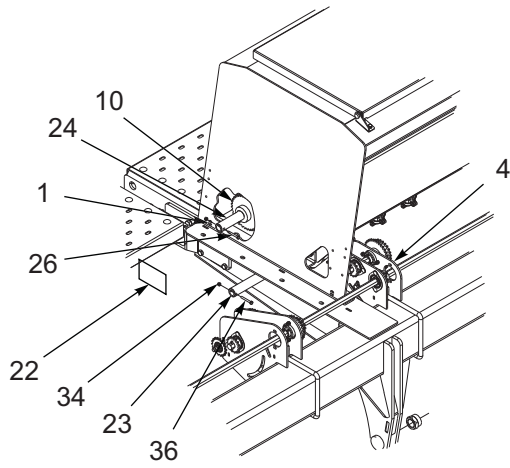
ITEM	PART NUMBER	DESCRIPTION	QTY.				
30	218433	METER ASSY, 7-1/2'X7.5" LT (SEE PAGE 3-57)	--	--	--	1	--
30	174317	METER ASSEMBLY, LEFT 7-1/2' X 10" (SEE PAGE 3-56)	--	--	--	--	1
31	179776	SCREW, FLANGE HEAD 3/8-16 X 3/4	8	8	8	4	4
32	1-512-010005-05	NUT, HEX LOCK 3/8-16 GRB	8	8	8	4	4
33	-----	SEED LEVEL INDICATOR (AFTER 12-18-2018) (SEE PAGE 3-41)	1	1	1	1	1

Box Assembly W/Fertilizer

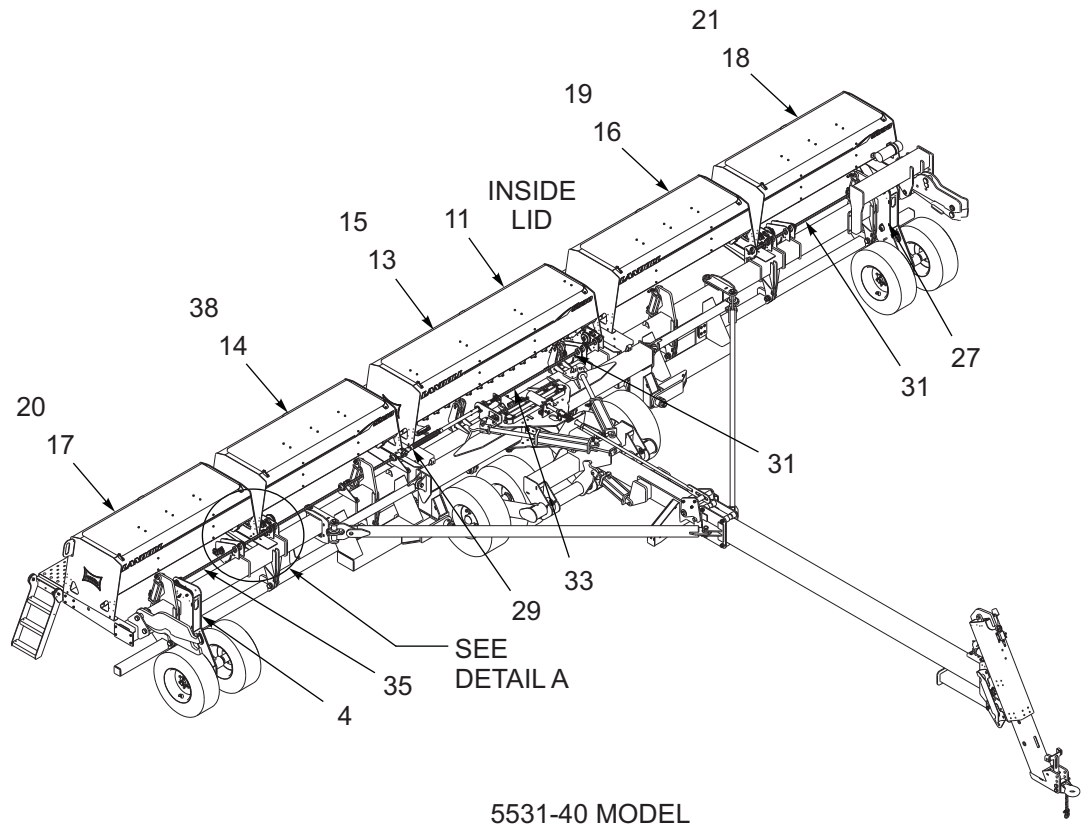


5531-30 MODEL

Figure 3-11: Box Assembly W/Fertilizer (1 of 3)



DETAIL A



5531-40 MODEL

Figure 3-12: Box Assembly W/Fertilizer (2 of 3)

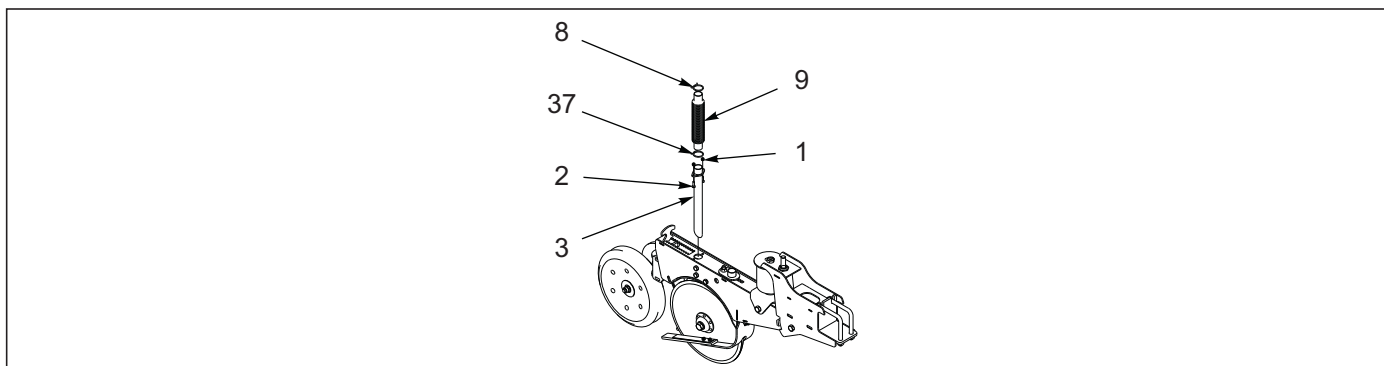


Figure 3-13: Box Assembly W/Fertilizer (3 of 3)

Box Assembly W/Fertilizer

ITEM	PART NUMBER	DESCRIPTION	QTY.			
--	174343	BOX ASSEMBLY, W/ FERTILIZER 30' X 7.5"	*			
--	174346	BOX ASSEMBLY, W/ FERTILIZER 30' X 10"	*			
--	174348	BOX ASSEMBLY, W/ FERTILIZER 40' X 7.5"	*			
--	174351	BOX ASSEMBLY, W/ FERTILIZER 40' X 10"	*			
1	1-512-010005-01	NUT, HEX LOCK 1/4-20 GRB	96	72	136	104
2	1-654-010158-02	SCREW, RD HEAD SQ NECK 1/4-20 X 1	96	72	128	96
3	176560	TUBE, FERTILIZER	48	36	64	48
4	174407	DRIVE ASSEMBLY, FERTILIZER RIGHT (SEE PAGE 2-21)	1	1	2	2
5	1-647-010004217	SPRING PIN, SLOTTED 1/4 X 1-1/2 (NOT SHOWN)	--	--	4	4
6	117722	CHAIN, #40 (NOT SHOWN) (SEE PAGE 2-17)	31	40	31	31
7	119716	CONNECTING LINK, #40 CHAIN (NOT SHOWN) (SEE PAGE 2-17)	9	9	9	9
8	144129	CLAMP, HOSE	144	108	192	144
9	144338	HOSE, SEED	48	36	64	48
10	151586	SPROCKET, #40 X 35, 5/8 SQ	--	--	2	2
11	174397	DECAL, FERTILIZER RATE (LOW)	1	1	1	1
12	174424	BOX ASSEMBLY, W/ FERT RIGHT 10' X 7.5" (SEE PAGE 3-35))	1	--	--	--
13	174425	BOX ASSEMBLY, W/ FERT LEFT 10' X 7.5" (SEE PAGE 3-35)	2	--	1	--
14	199327	BOX ASSY 7-1/2'X7.5" WF RIGHT (SEE PAGE 3-35)	--	--	1	--
15	174427	BOX ASSEMBLY, W/ FERT LEFT 10' X 10" (SEE PAGE 3-35)	--	1	--	1
16	174428	BOX ASSEMBLY, W/ FERT 7-1/2' X 7.5" (SEE PAGE 3-28)	--	--	1	--
17	174429	BOX ASSEMBLY, W/ FERT RIGHT 7-1/2' X 7.5" (SEE PAGE 3-35)	--	--	1	--
18	174430	BOX ASSEMBLY, W/ FERT LEFT 7-1/2' X 7.5" (SEE PAGE 3-35)	--	--	1	--
19	174431	BOX ASSEMBLY, W/ FERT 7-1/2' X 10" (SEE PAGE 3-28)	--	--	--	1
20	174432	BOX ASSEMBLY, W/ FERT RIGHT 7-1/2' X 10" (SEE PAGE 3-35)	--	--	--	1
21	174433	BOX ASSEMBLY, W/ FERT LEFT 7-1/2' X 10" (SEE PAGE 3-35)	--	--	--	1

Box Assembly W/Fertilizer

ITEM	PART NUMBER	DESCRIPTION	QTY.			
			AR	AR	AR	AR
22	25618	STRIP, RUBBER	AR	AR	AR	AR
23	154827	COUPLER, SHAFT 10-1/2"	--	--	2	2
24	154837	COUPLER, SHAFT 4-3/4"	--	--	2	2
25	176644	BOX ASSEMBLY, W/ FERT LEFT 10' X 10" (SEE PAGE 3-35)	--	2	--	--
26	1-654-010047-10	SCREW, HEX HEAD CAP 1/4-20 X 2 GR5	--	--	8	8
27	174408	DRIVE ASSEMBLY, FERT LEFT (SEE PAGE 2-21)	2	2	1	1
28	172739	HOSE, SEED TUBE (USED W/O SENSOR)	42	30	54	38
29	144179	SHAFT, HEX 7/8 X 28	1	1	1	1
30	144180	SHAFT, HEX 7/8 X 105-5/8"	1	1	--	--
31	144181	SHAFT, HEX 7/8 X 70-3/4"	1	1	2	2
32	144182	SHAFT, HEX 7/8 X 21-5/8"	1	1	--	--
33	144222	SHAFT, HEX 7/8 X 10	1	1	1	1
34	1-510-010003-09	NUT, FLANGE HEAD SERRATED 1/2-13	--	--	2	2
35	154869	SHAFT, HEX 7/8 X 140	--	--	1	1
36	1-655-010001-3	SCREW, FLANGE HEAD SERRATED 1/2-13 X 1-1/2	--	--	2	2
37	42H16	CLAMP, HOSE 1"	48	36	64	48
38	199329	BOX ASSY 7-1/2'X10" WF RIGHT (SEE PAGE 3-35)	--	--	--	1

Fertilizer Assembly

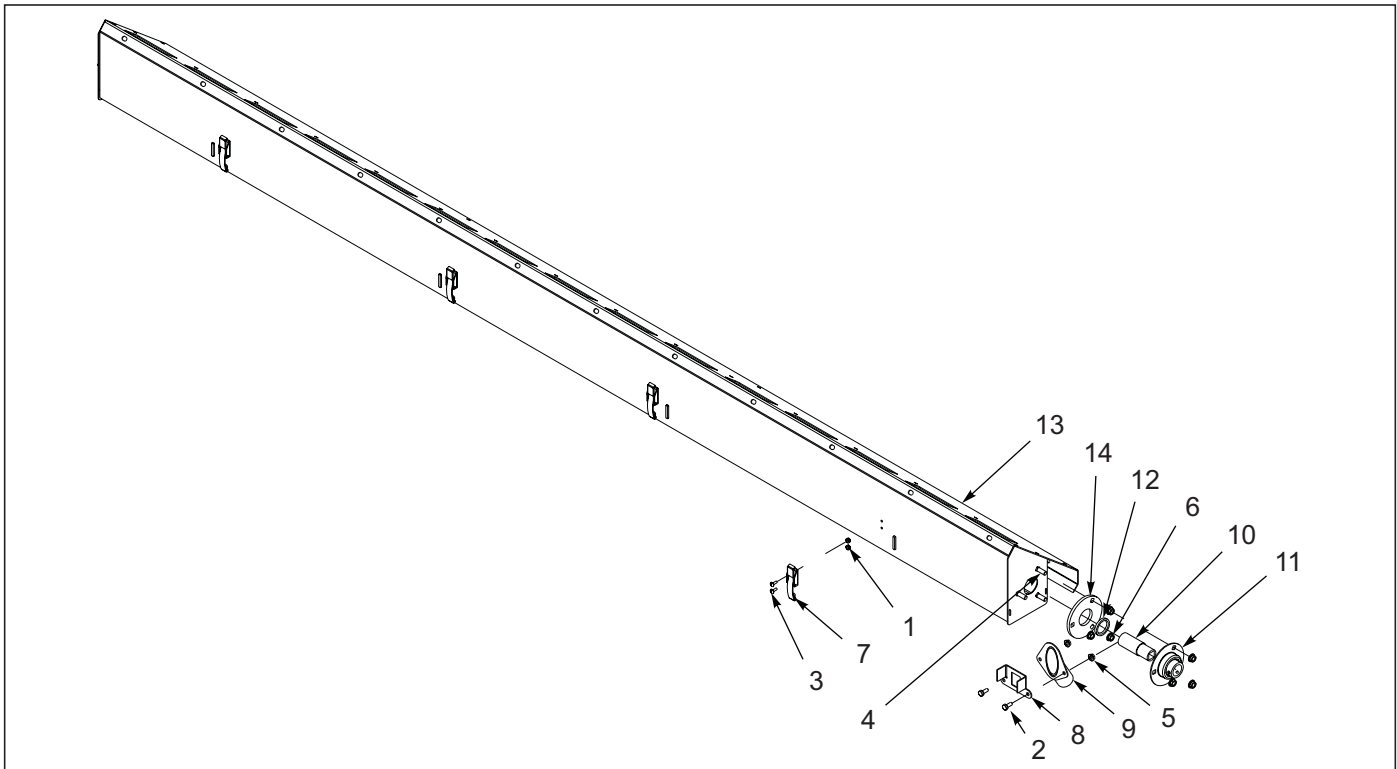


Figure 3-14: Fertilizer Assembly

Fertilizer Assembly

ITEM	PART NUMBER	DESCRIPTION	QTY.			
--	153852	FERTILIZER ASSY, 7.5" X 10'	*			
--	153853	FERTILIZER ASSY, 10" X 10'	*			
--	154828	FERTILIZER ASSY 7.5" X 7-1/2"	*			
--	154829	FERTILIZER ASSY 10" X 7-1/2'	*			
1	1-512-010003-03	NUT, HEX LOCK #8-32	8	8	8	8
2	1-654-010047-03	SCREW, HEX HEAD CAP 1/4-20 X 5/8	32	32	32	32
3	1-656-010003026	SCREW, RD HEAD MACH #8-32 X 1/2	8	8	8	8
4	104031	SCREW, RD HEAD SQ NECK 5/16-18 X 1 GR5	6	6	6	6
5	108417	NUT, HEX FLANGE SPIRAL 1/4-20	32	32	32	32
6	126561	NUT, FLANGE HEAD SERRATED 5/16-18	12	12	12	12
7	1408291	LATCH, DRAW OVER CENTER	4	4	4	4
8	143911	GUIDE, FERTILIZER METER	16	16	16	16
9	143912	TUBE, FERTILIZER	16	16	16	16
10	144094	SLEEVE, 1-1/8 OD X .630 ID	2	2	2	2
11	144095	BEARING	2	2	2	2
12	144096	SEAL	2	2	2	2
13	144106	BOTTOM, FERTILIZER 7.5" X 10'	1	--	--	--
13	144107	BOTTOM, FERTILIZER 10" X 10'	--	1	--	--
13	154830	BOTTOM, FERTILIZER 7.5" X 7-1/2'	--	--	1	--
13	154831	BOTTOM, FERTILIZER 10" X 7-1/2'	--	--	--	1
14	151576	PLATE, FERTILIZER SHAFT SEAL	2	2	2	2

Seed Box Assembly W/Fertilizer

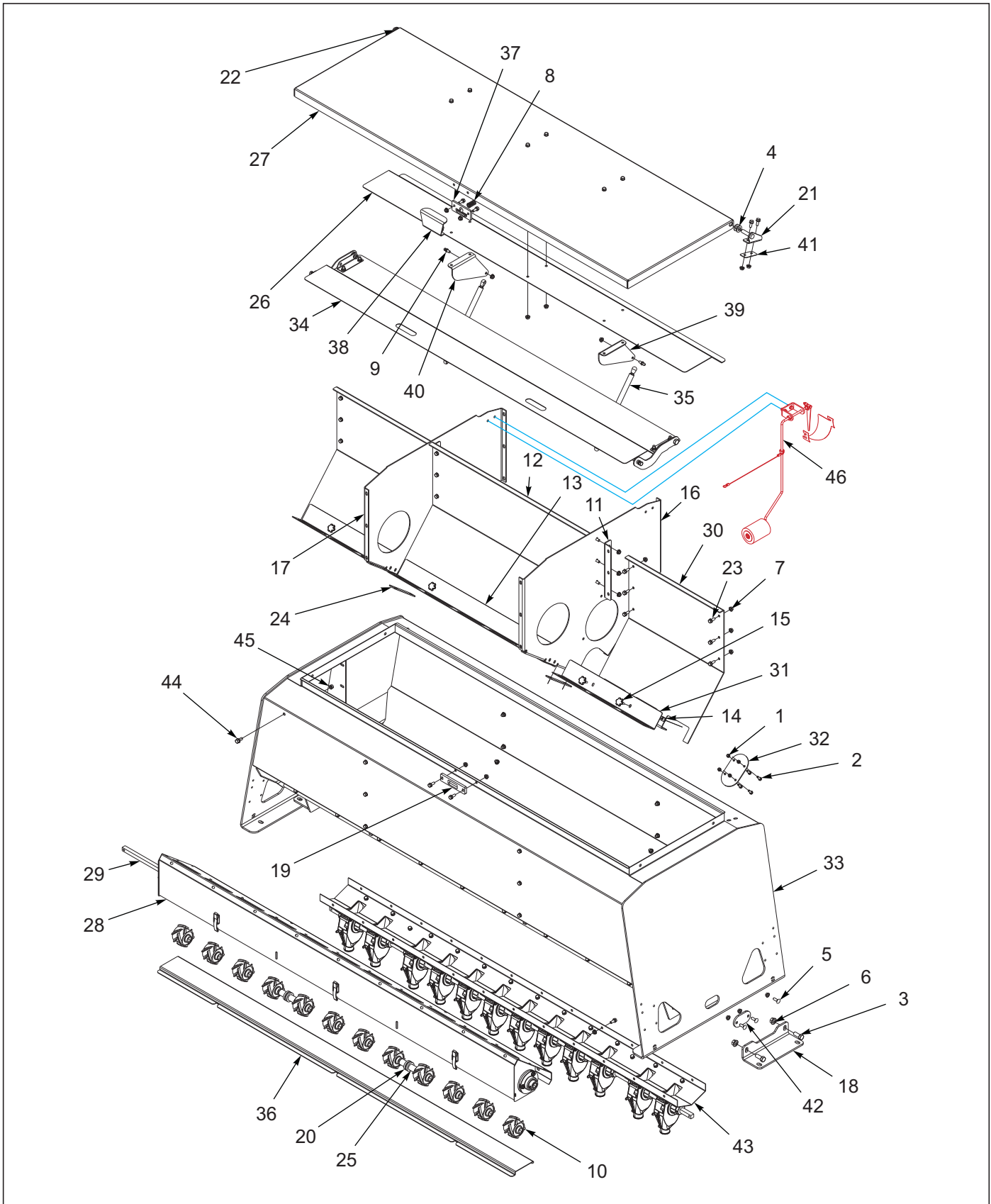


Figure 3-15: Seed Box Assembly W/Fertilizer

Seed Box Assembly W/Fertilizer

ITEM	PART NUMBER	DESCRIPTION	QTY.	
--	174428	BOX ASSEMBLY, W/ FERT 7-1/2' X 7.5"	*	
--	174431	BOX ASSEMBLY, W/ FERT 7-1/2' X 10"		*
1	1-512-010005-01	NUT, HEX LOCK 1/4-20 GRB (BEFORE 12-18-2018)	4	4
2	1-654-010047-04	SCREW, HEX HEAD CAP 1/4-20 X 3/4 GR5 (BEFORE 12-18-2018)	4	4
3	1-654-010055-02	SCREW, HEX HEAD CAP 1/2-13 X 1-1/4 GR5	4	4
4	1-861-010032-14	WASHER, FLAT 1/2N	4	4
5	104031	SCREW, RD HEAD SQ NECK 5/16-18 X 1	8	8
6	124971	NUT, HEX FLANGE SPIRALOCK 1/2-13	4	4
7	126561	NUT, FLANGE HEAD SERRATED 5/16-18	123	117
8	139692	SPRING	1	1
9	1401756	BALL STUD	4	4
10	144105	METER, FERTILIZER WHEEL	12	9
11	144118	BRACKET, FERTILIZER PANEL	4	4
12	144119	PANEL, FERTILIZER DIVIDER	1	1
13	144122	COVER, FERTILIZER BOX	1	1
14	144123	NUT, SPRING 1/4-20	6	6
15	144124	KNOB, PLASTIC 1/4-20 STUD	6	6
16	144125	PANEL, SEED BOX RIGHT	1	1
17	144126	PANEL, SEED BOX LEFT	1	1
18	144127	BRACKET, SEED BOX	2	2
19	144141	STOP, LATCH	1	1
20	144146	BEARING, FERTILIZER SHAFT	2	2
21	144158	HINGE, SEED BOX LID RIGHT	1	1
22	144159	HINGE, SEED BOX LID LEFT	1	1
23	144268	SCREW, FLANGE HEAD 5/16-18 X 3/4	111	105
24	151547	SPACER, SEED BOX	2	2
25	151582	SLEEVE	2	2
26	153869	SHIELD, SPLASH GUARD 7-1/2	1	1
27	153871	LID, SEED BOX 7-1/2'	1	1
28	154828	FERTILIZER ASSEMBLY, 7.5" X 7-1/2' (SEE PAGE 3-25)	1	--
28	154829	FERTILIZER ASSEMBLY, 10" X 7-1/2' (SEE PAGE 3-25)	--	1
29	154836	SHAFT 5/8 SQ X 83	1	1
30	154838	PANEL, FERTILIZER DIVIDER 20-1/2"	2	2
31	154839	COVER, FERTILIZER BOX 20"	2	2
32	154841	SIGHT GLASS (BEFORE 12-18-2018)	1	1
33	154842	BOX, SEED	1	1
34	154872	SHIELD ASSEMBLY, FILL 7-1/2' (SEE PAGE 3-39)	1	1
35	155840	GAS SPRING	2	2
36	159952	DOOR, FERTILIZER 7-1/2'	1	1
37	161474	MOUNT, LATCH	1	1
38	161475	HANDLE, LATCH	1	1
39	161476	BRACKET, SPRING MOUNT	1	1
40	161477	BRACKET, SPRING MOUNT LEFT	1	1
41	168903	GASKET, HINGE SEAL	2	2
42	172703	PLATE, COVER	2	2

Seed Box Assembly W/Fertilizer

ITEM	PART NUMBER	DESCRIPTION	QTY.	
43	218432	METER ASSY, 7-1/2'X7.5" RT (SEE PAGE 3-45)	1	--
43	174315	METER ASSEMBLY, 7-1/2' X 10" (SEE PAGE 3-44)	--	1
44	179776	SCREW, FLANGE HEAD 3/8-16 X 3/4	4	4
45	1-512-010005-05	NUT, HEX LOCK 3/8-16 GRB	4	4
46	-----	SEED LEVEL INDICATOR (AFTER 12-18-2018) (SEE PAGE 3-41)	1	1

Seed Box Assembly, Right W/Fertilizer

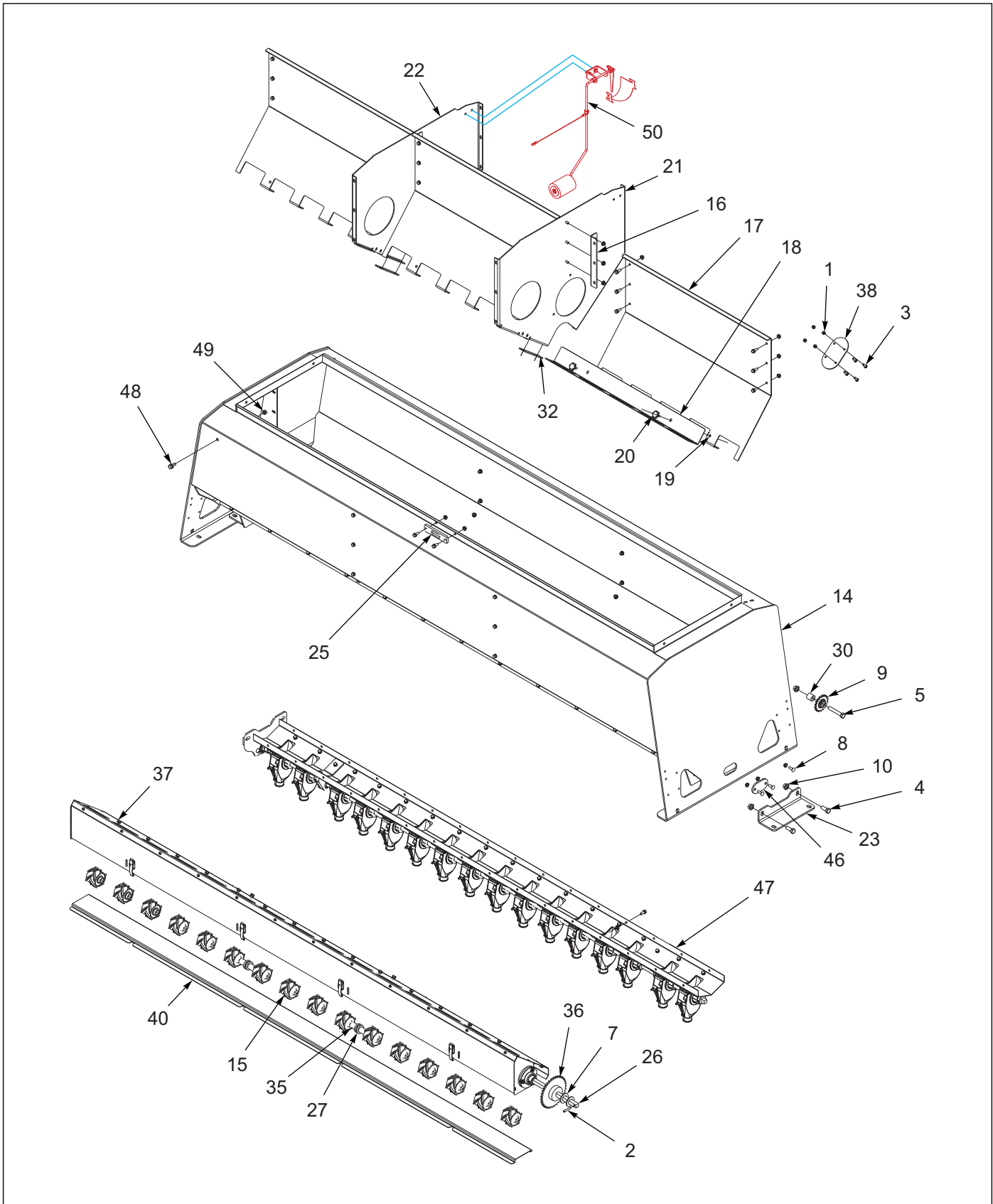


Figure 3-16: Seed Box Assembly, Right W/Fertilizer (1 of 2)

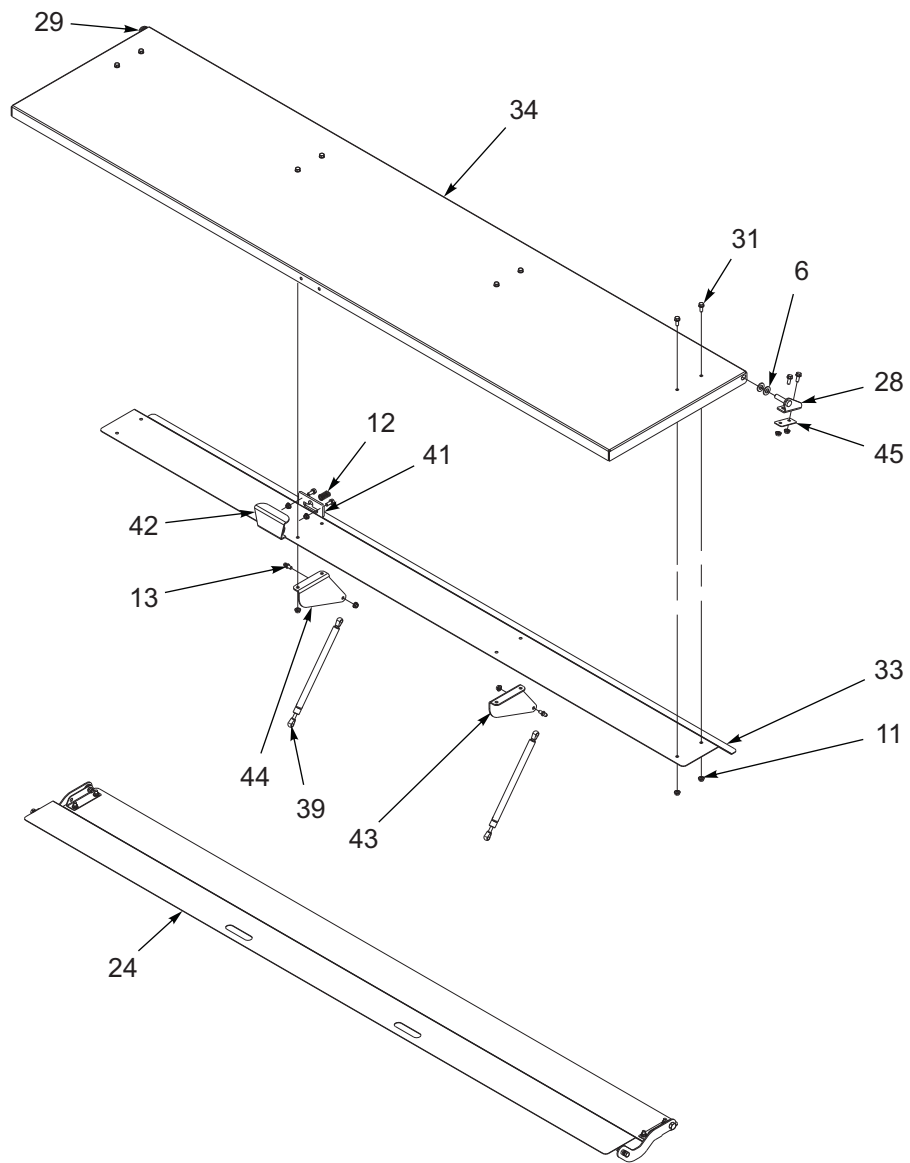


Figure 3-17: Seed Box Assembly, Right W/Fertilizer (2 of 2)

Seed Box Assembly, Right W/Fertilizer

ITEM	PART NUMBER	DESCRIPTION	QTY.					
--	174424	BOX ASSEMBLY, W/ FERT RIGHT 10' X 7.5"	*					
--	174429	BOX ASSEMBLY, W/ FERT RIGHT 7-1/2' X 7.5"		*				
--	174432	BOX ASSEMBLY, W/ FERT RIGHT 7-1/2' X 10"			*			
--	199327	BOX ASSY 7-1/2'X7.5" WF RIGHT				*		
--	199329	BOX ASSY 7-1/2'X10" WF RIGHT					*	
1	1-512-010005-01	NUT, HEX LOCK 1/4-20 GRB (BEFORE 12-18-2018)	4	4	4	4	4	4
2	1-647-010004217	SPRING PIN, SLOTTED 1/4 X 1-1/2	2	--	--	--	--	--
3	1-654-010047-04	SCREW, HEX HEAD CAP 1/4-20 X 3/4 GR5 (BEFORE 12-18-2018)	4	4	4	4	4	4
4	1-654-010055-02	SCREW, HEX HEAD CAP 1/2-13 X 1-1/4 GR5	4	4	4	4	4	4
5	1-654-010055-09	SCREW, HEX HEAD CAP 1/2-13 X 3 GR5	1	--	--	--	--	--
6	1-861-010032-14	WASHER, FLAT 1/2N	4	4	4	4	4	4
7	1-861-010032-22	WASHER, FLAT 7/8	2	--	--	--	--	--
8	104031	SCREW, RD HEAD SQ NECK 5/16-18 X 1	8	8	8	8	8	8
9	122871	SPROCKET, TRANSMISSION IDLER	1	--	--	--	--	--
10	124971	NUT, HEX FLANGE SPIRALOCK 1/2-13	5	4	4	4	4	4
11	126561	NUT, FLANGE HEAD SERRATED 5/16-18	138	123	117	123	117	
12	139692	SPRING	1	1	1	1	1	1
13	1401756	BALL STUD	4	4	4	4	4	4
14	143932	BOX, SEED	1	--	--	--	--	--
14	154842	BOX, SEED 7-1/2'	--	1	1	1	1	1
15	144105	METER, FERTILIZER WHEEL	16	12	9	12	9	
16	144118	BRACKET, FERTILIZER PANEL	4	4	4	4	4	4
17	144119	PANEL, FERTILIZER DIVIDER	3	1	1	1	1	1
18	144122	COVER, FERTILIZER BOX	3	1	1	1	1	1
19	144123	NUT, SPRING 1/4-20	6	6	6	6	6	6
20	144124	KNOB, PLASTIC 1/4-20 STUD	6	6	6	6	6	6
21	144125	PANEL, SEED BOX RIGHT	1	1	1	1	1	1
22	144126	PANEL, SEED BOX LEFT	1	1	1	1	1	1
23	144127	BRACKET, SEED BOX	2	2	2	2	2	2
24	144133	SHIELD ASSEMBLY, FILL 10' (SEE PAGE 3-39)	1	--	--	--	--	--
24	154872	SHIELD ASSEMBLY, FILL 7-1/2' (SEE PAGE 3-39)	--	1	1	1	1	1
25	144141	STOP, LATCH	1	1	1	1	1	1
26	144143	SHAFT 5/8 SQ X 110	1	--	--	--	--	--
26	154836	SHAFT 5/8 SQ X 83	--	1	1	1	1	1
27	144146	BEARING, FERTILIZER SHAFT	2	2	2	2	2	2
28	144158	HINGE, SEED BOX LID RIGHT	1	1	1	1	1	1
29	144159	HINGE, SEED BOX LID LEFT	1	1	1	1	1	1
30	144183	SPACER	1	--	--	--	--	--
31	144268	SCREW, FLANGE HEAD 5/16-18 X 3/4	128	111	105	111	105	
32	151547	SPACER, SEED BOX	2	2	2	2	2	2
33	151578	SHIELD, SPLASH GUARD	1	--	--	--	--	--
33	153869	SHIELD, SPLASH GUARD 7-1/2'	--	1	1	1	1	1
34	151580	LID, SEED BOX 10'	1	--	--	--	--	--
34	153871	LID, SEED BOX 7-1/2'	--	1	1	1	1	1
35	151582	SLEEVE	2	2	2	2	2	2
36	151586	SPROCKET, #40 X 35, 5/8 SQ	1	--	--	--	--	--

Seed Box Assembly, Right W/Fertilizer

ITEM	PART NUMBER	DESCRIPTION	QTY.				
37	153852	FERTILIZER ASSEMBLY, 7.5" X 10 (SEE PAGE 3-67)	1	--	--	--	--
37	154828	FERTILIZER ASSEMBLY, 7.5" X 7-1/2' (SEE PAGE 3-25)	--	1	--	1	--
37	154829	FERTILIZER ASSEMBLY, 10" X 7-1/2' (SEE PAGE 3-25)	--	--	1	--	1
38	154841	SIGHT GLASS (BEFORE 12-18-2018)	1	1	1	1	1
39	155840	GAS SPRING	2	2	2	2	2
40	159953	DOOR, FERTILIZER 10'	1	--	--	--	--
40	159952	DOOR, FERTILIZER 7-1/2'	--	1	1	1	1
41	161474	MOUNT, LATCH	1	1	1	1	1
42	161475	HANDLE, LATCH	1	1	1	1	1
43	161476	BRACKET, SPRING MOUNT	1	1	1	1	1
44	161477	BRACKET, SPRING MOUNT LEFT	1	1	1	1	1
45	168903	GASKET, HINGE SEAL	2	2	2	2	2
46	172703	PLATE, COVER	2	2	2	2	2
47	172733	METER ASSEMBLY, 10' X 7.5" RIGHT (SEE PAGE 3-48)	1	--	--	--	--
47	218430	METER ASSY, 7-1/2'X7.5" RT (SEE PAGE 3-49)	--	1	--	--	--
47	174316	METER ASSEMBLY, 7-1/2' X 10" RIGHT (SEE PAGE 3-48)	--	--	1	--	--
47	218431	METER ASSY, 7-1/2'X7.5" LT (SEE PAGE 3-53)	--	--	--	1	--
47	199330	METER ASSY, 7-1/2'X10" RIGHT (SEE PAGE 3-48)	--	--	--	--	1
48	179776	SCREW, FLANGE HEAD 3/8-16 X 3/4	8	4	4	4	4
49	1-512-010005-05	NUT, HEX LOCK 3/8-16 GRB	8	4	4	4	4
50	-----	SEED LEVEL INDICATOR (AFTER 12-18-2018) (SEE PAGE 3-41)	1	1	1	1	1

Seed Box Assembly, Left W/Fertilizer

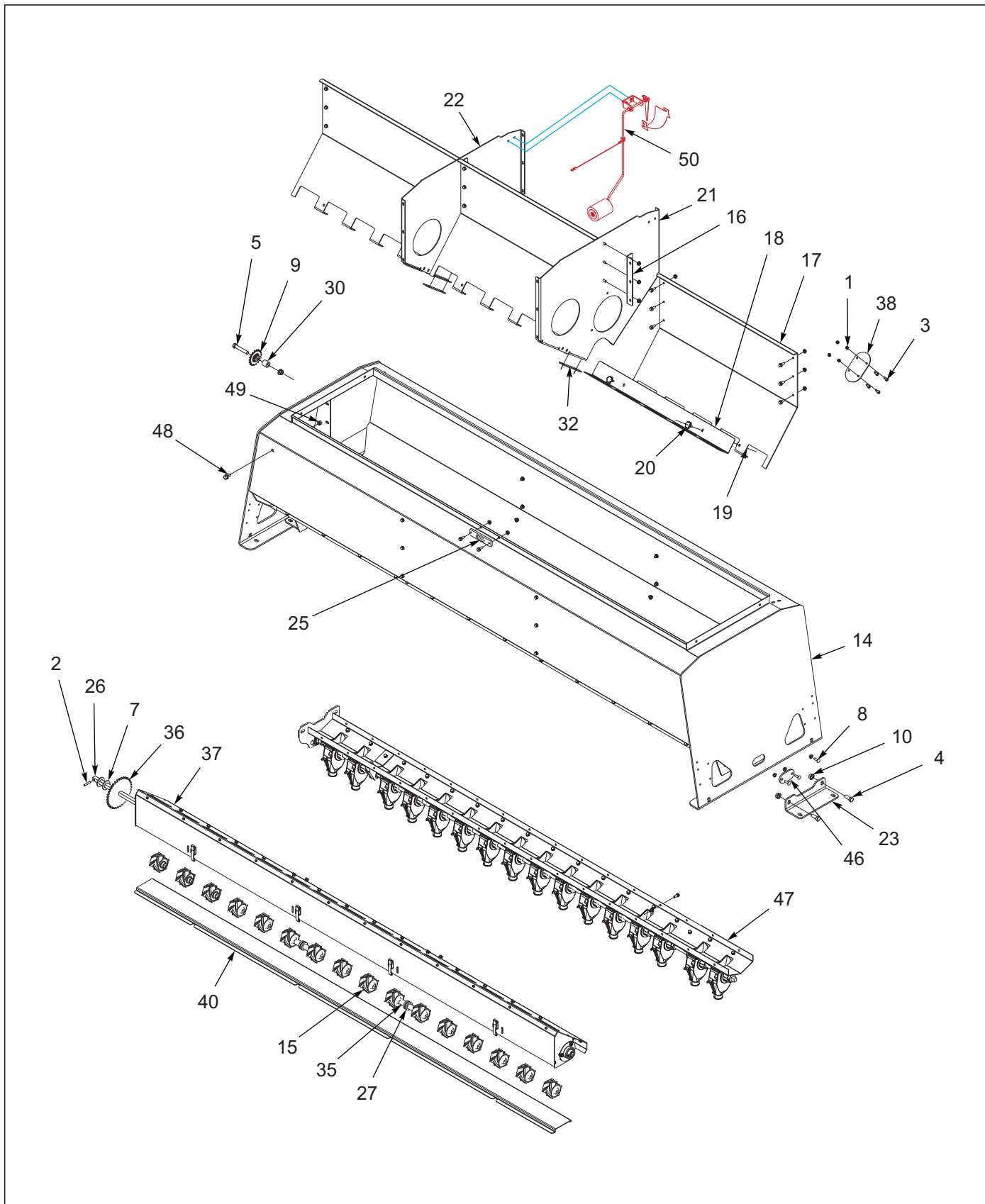


Figure 3-18: Seed Box Assembly, Left W/Fertilizer (1 of 2)

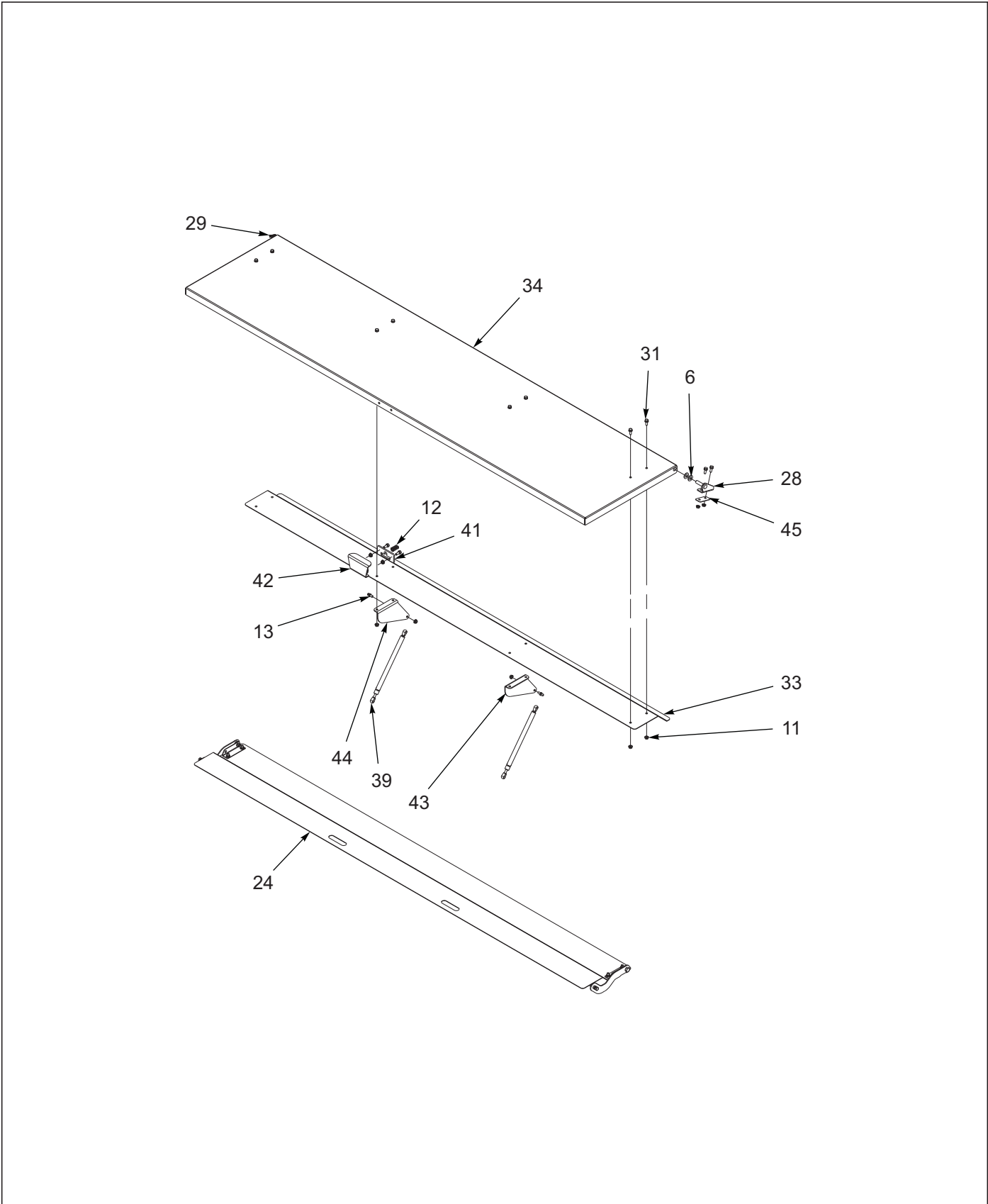


Figure 3-19: Seed Box Assembly, Left W/Fertilizer (2 of 2)

Seed Box Assembly, Left W/Fertilizer

ITEM	PART NUMBER	DESCRIPTION	QTY.					
	174425	BOX ASSEMBLY, W/ FERT LEFT 10' X 7.5"	*					
	174427	BOX ASSEMBLY, W/ FERT LEFT 10' X 10"		*				
	176644	BOX ASSEMBLY, W/ FERT LEFT 10' X 10"			*			
	174430	BOX ASSEMBLY, W/ FERT LEFT 7-1/2' X 7.5"				*		
	174433	BOX ASSEMBLY, W/ FERT LEFT 7-1/2' X 10"					*	
1	1-512-010005-01	NUT, HEX LOCK 1/4-20 GRB (BEFORE 12-18-2018)	4	4	4	4	4	4
2	1-647-010004217	SPRING PIN, SLOTTED 1/4 X 1-1/2	2	2	2	--	--	
3	1-654-010047-04	SCREW, HEX HEAD CAP 1/4-20 X 3/4 GR5 (BEFORE 12-18-2018)	4	4	4	4	4	4
4	1-654-010055-02	SCREW, HEX HEAD CAP 1/2-13 X 1-1/4 GR5	4	4	4	4	4	4
5	1-654-010055-09	SCREW, HEX HEAD CAP 1/2-13 X 3 GR5	1	1	1	--	--	
6	1-861-010032-14	WASHER, FLAT 1/2N	4	4	4	4	4	4
7	1-861-010032-22	WASHER, FLAT 7/8	2	2	2	--	--	
8	104031	SCREW, RD HEAD SQ NECK 5/16-18 X 1	8	8	8	8	8	8
9	122871	SPROCKET, TRANSMISSION IDLER	1	1	1	--	--	
10	124971	NUT, HEX FLANGE SPIRALOCK 1/2-13	5	5	5	4	4	
11	126561	NUT, FLANGE HEAD SERRATED 5/16-18	138	132	132	123	117	
12	139692	SPRING	1	1	1	1	1	
13	1401756	BALL STUD	4	4	4	4	4	
14	143932	BOX, SEED	1	1	1	--	--	
14	154842	BOX, SEED 7-1/2	--	--	--	1	1	
15	144105	METER, FERTILIZER WHEEL	16	12	12	12	9	
16	144118	BRACKET, FERTILIZER PANEL	4	4	4	4	4	
17	144119	PANEL, FERTILIZER DIVIDER	3	3	3	1	1	
18	144122	COVER, FERTILIZER BOX	3	3	3	1	1	
19	144123	NUT, SPRING 1/4-20	6	6	6	6	6	
20	144124	KNOB, PLASTIC 1/4-20 STUD	6	6	6	6	6	
21	144125	PANEL, SEED BOX RIGHT	1	1	1	1	1	
22	144126	PANEL, SEED BOX LEFT	1	1	1	1	1	
23	144127	BRACKET, SEED BOX	2	2	2	2	2	
24	144133	SHIELD ASSEMBLY, FILL 10' (SEE PAGE 3-39)	1	1	1	--	--	
24	154872	SHIELD ASSEMBLY, FILL 7-1/2' (SEE PAGE 3-39)	--	--	--	1	1	
25	144141	STOP, LATCH	1	1	1	1	1	
26	144143	SHAFT 5/8 SQ X 110	1	1	1	--	--	
26	154836	SHAFT 5/8 SQ X 83	--	--	--	1	1	
27	144146	BEARING, FERTILIZER SHAFT	2	2	2	2	2	
28	144158	HINGE, SEED BOX LID RIGHT	1	1	1	1	1	
29	144159	HINGE, SEED BOX LID LEFT	1	1	1	1	1	
30	144183	SPACER	1	1	1	--	--	
31	144268	SCREW, FLANGE HEAD 5/16-18 X 3/4	128	120	120	111	105	
32	151547	SPACER, SEED BOX	2	2	2	2	2	
33	151578	SHIELD, SPLASH GUARD	1	1	1	--	--	
33	153869	SHIELD, SPLASH GUARD 7-1/2	--	--	--	1	1	
34	151580	LID, SEED BOX 10'	1	1	1	--	--	
34	153871	LID, SEED BOX 7-1/2'	--	--	--	1	1	
35	151582	SLEEVE	2	2	2	2	2	
36	151586	SPROCKET, #40 X 35, 5/8 SQ	1	1	1	--	--	

Seed Box Assembly, Left W/Fertilizer

ITEM	PART NUMBER	DESCRIPTION	QTY.				
37	153852	FERTILIZER ASSEMBLY, 7.5" X 10' (SEE PAGE 3-25)	1	--	--	--	--
37	153853	FERTILIZER ASSEMBLY, 10" X 10' (SEE PAGE 3-25)	--	1	1	--	--
37	154828	FERTILIZER ASSEMBLY, 7.5" X 7-1/2' (SEE PAGE 3-25)	--	--	--	1	--
37	154829	FERTILIZER ASSEMBLY, 10" X 7-1/2' (SEE PAGE 3-25)	--	--	--	--	1
38	154841	SIGHT GLASS (BEFORE 12-18-2018)	1	1	1	1	1
39	155840	GAS SPRING	2	2	2	2	2
40	159953	DOOR, FERTILIZER 10'	1	1	1	--	--
40	159952	DOOR, FERTILIZER 7-1/2'	--	--	--	1	1
41	161474	MOUNT, LATCH	1	1	1	1	1
42	161475	HANDLE, LATCH	1	1	1	1	1
43	161476	BRACKET, SPRING MOUNT	1	1	1	1	1
44	161477	BRACKET, SPRING MOUNT LEFT	1	1	1	1	1
45	168903	GASKET, HINGE SEAL	2	2	2	2	2
46	172703	PLATE, COVER	2	2	2	2	2
47	172734	METER ASSEMBLY, 10' X 7.5" LEFT (SEE PAGE 3-56)	1	--	--	--	--
47	172741	METER ASSEMBLY, 10' X 10" LEFT (SEE PAGE 3-56)	--	1	--	--	--
47	174483	METER ASSEMBLY, 10' X 10" LEFT (SEE PAGE 3-56)	--	--	1	--	--
47	218433	METER ASSY, 7-1/2'X7.5" LT (SEE PAGE 3-57)	--	--	--	1	--
47	174317	METER ASSEMBLY, 7-1/2' X 10" LEFT (SEE PAGE 3-56)	--	--	--	--	1
48	179776	SCREW, FLANGE HEAD 3/8-16 X 3/4	8	8	8	4	4
49	1-512-010005-05	NUT, HEX LOCK 3/8-16 GRB	8	8	8	4	4
50	-----	SEED LEVEL INDICATOR (AFTER 12-18-2018) (SEE PAGE 3-41)	1	1	1	1	1

Fill Shield Assembly

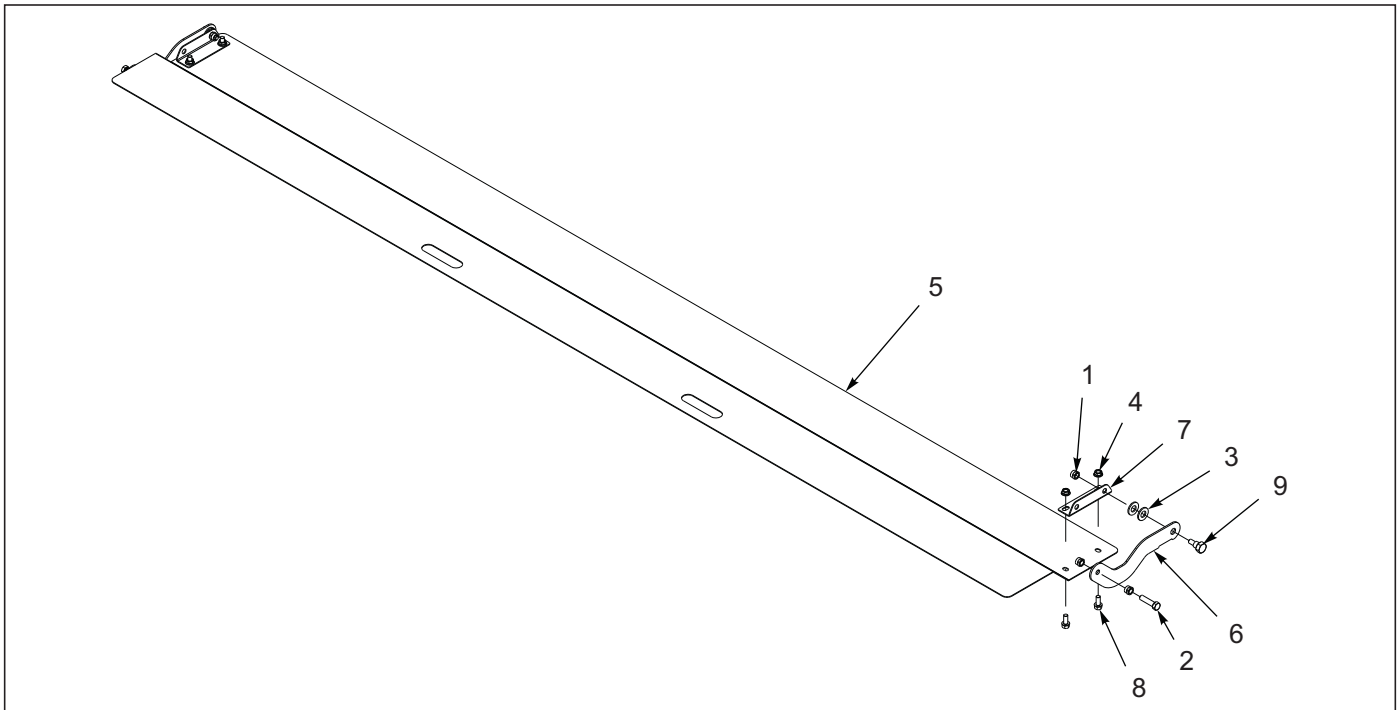


Figure 3-20: Fill Shield Assembly

Fill Shield Assembly

ITEM	PART NUMBER	DESCRIPTION	QTY
--	144133	FILL SHIELD ASSEMBLY 10'	
--	154872	FILL SHIELD ASSEMBLY 7-1/2'	
1	1-512-010005-05	NUT, HEX LOCK 3/8-16 GRB	6
2	1-654-010160-07	SCREW, HEX HEAD CAP FULL THREAD 3/8-16 X 1-1/2	2
3	1-861-010032-14	WASHER, FLAT 1/2N	4
4	126561	NUT, FLANGE HEAD SERRATED 5/16-18	4
5	144134	SHIELD, FILL 10'	1
5	154871	SHIELD, FILL 7-1/2'	1
6	144135	HINGE, FILL SHIELD	2
7	144137	BRACKET, FILL SHIELD	2
8	144268	SCREW, FLANGE HEAD 5/16-18 X 3/4	4
9	2-095-010017	BOLT, SHOULDER HEX HEAD	2

Seed Level Indicator

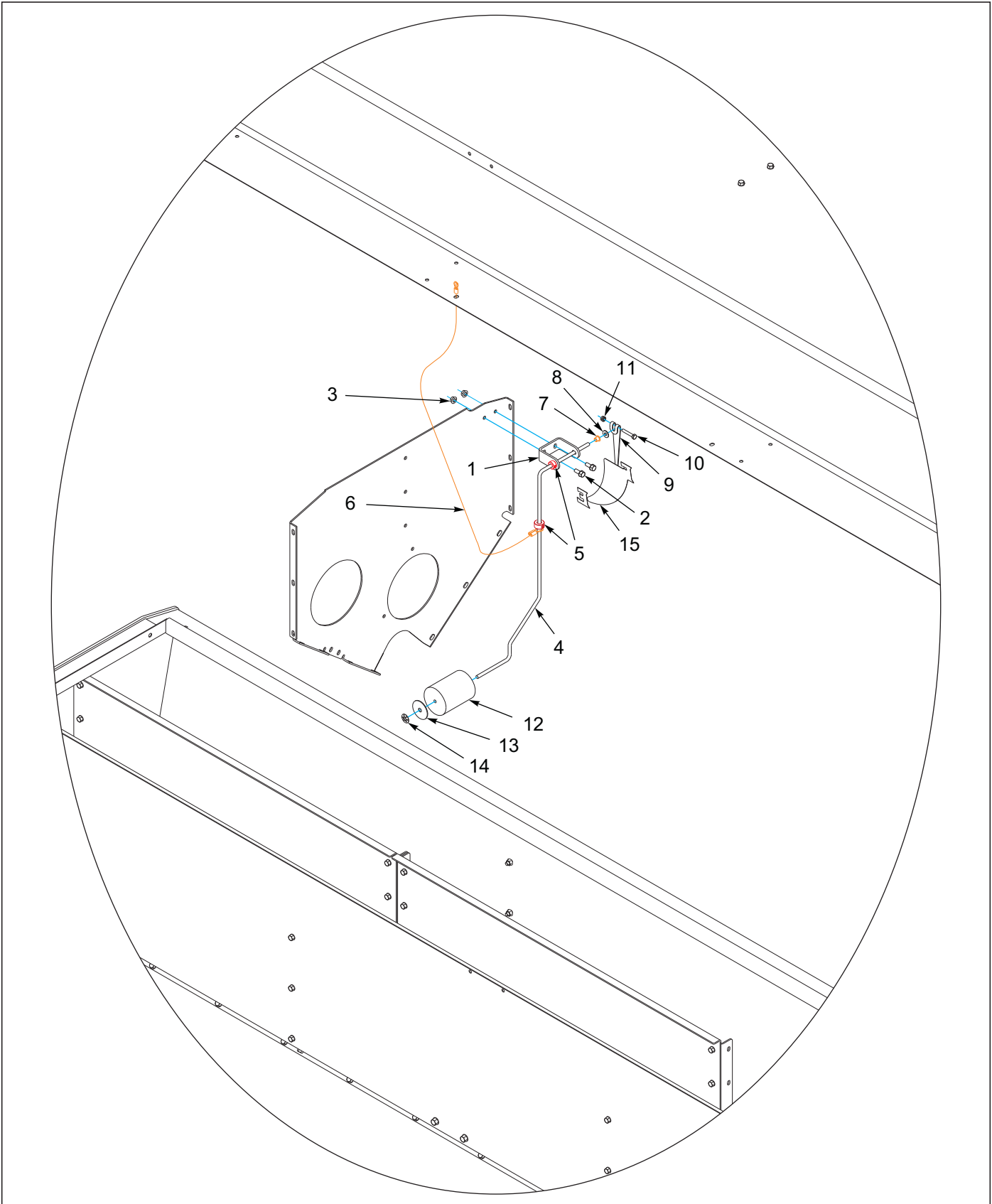


Figure 3-21: Seed Level Indicator

Seed Level Indicator

ITEM	PART NUMBER	DESCRIPTION	QTY.
1	207494	BRACKET, SEED LEVEL ROD	1
2	144268	SCREW 5/16-18UNCX3/4FLG HD ZP	2
3	126561	NUT,FLG HD,SERRATED,5/16-18ZP	2
4	207495	ROD, SEED LEVEL	1
4	222308	ROD, SEED LEVEL AGITATOR (USED ON AGITATOR OPTION ONLY)	1
5	207499	COLLAR, SHAFT SET 3/8 RD	2
6	203014	LANYARD, SEED LEVEL	1
7	207498	BEARING, FLANGE 3/8	1
8	1-861-010032-07	WASHER,FLAT 1/4 ZP	1
9	207496	INDICATOR, SEED LEVEL	1
10	1-654-010047-08	SCREW HX CP,1/4-20UNCX1-1/2G5	1
11	1-512-010005-01	NUT,HEX,SLFLKG GRB 1/4-20	1
12	207497	FLOAT, SEED LEVEL	1
13	162551	WASHER, FENDER 3/8X2	1
14	130411	PUSH-NUT,5/16 STYLE 2	1
15	205147	DECAL, SEED LEVEL	1

Seed Meter Assembly (Before 12-18-2018)

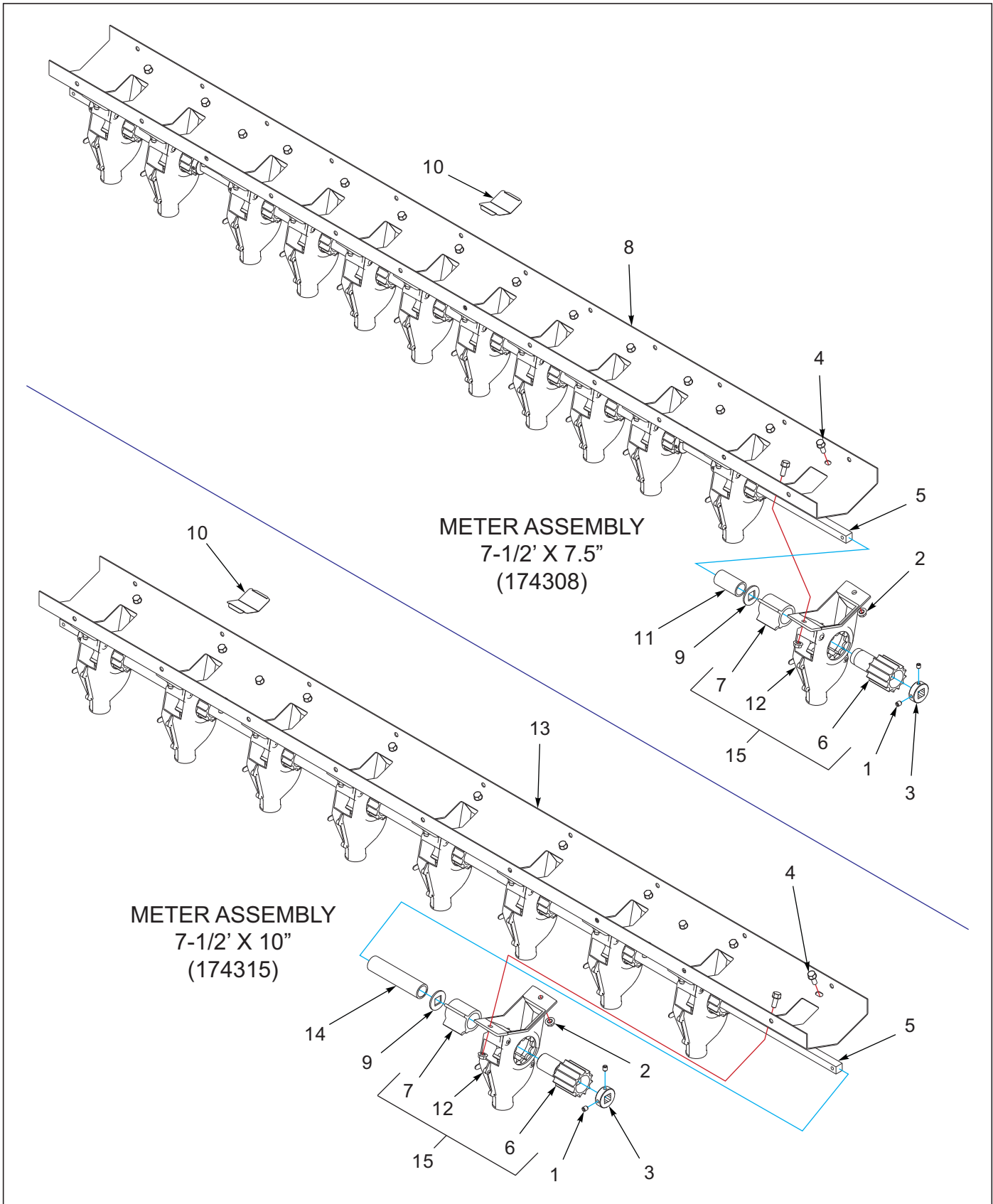


Figure 3-22: Seed Meter Assembly (Before 12-18-2018)

Seed Meter Assembly (Before 12-18-2018)

ITEM	PART NUMBER	DESCRIPTION	QTY.	
--	174308	METER ASSY, 7-1/2' X 7.5"	*	
--	174315	METER ASSY, 7-1/2' X 10"	*	
1	107-0975	SCREW SET LOCK 5/16-18X3/8LG	12	4
2	126561	NUT,FLG HD,SERRATED,5/16-18ZP	28	22
3	144144	COLLAR, SHAFT SET, 5/8 SQ	6	2
4	144268	SCREW 5/16-18UNCX3/4FLG HD ZP	28	22
5	154826	SHAFT 5/8 SQ X 78	1	1
6	168868	METER FEED ROLL	12	9
7	168869	METER, FEED CUT-OFF	12	9
8	168884	BOTTOM, SEED METER 7-1/2'X7.5"	1	--
9	172700	WASHER, 1.50 OD X .640 SQ	9	8
10	174398	PLUG, SEED	AR	AR
11	172702	SPACER, METER 2-1/8 L	9	--
12	172706	METER ASSY, SEED HOUSING (INCLUDES ITEMS 6, 7 & 12) (SEE PAGE 3-59)	12	9
13	168885	BOTTOM, SEED METER 7-1/2'X10"	--	1
14	172705	SPACER, METER 4-15/16L	--	8
15	168870	METER ASSY, SEED COMPLETE	12	9

Seed Meter Assembly (After 12-18-2018)

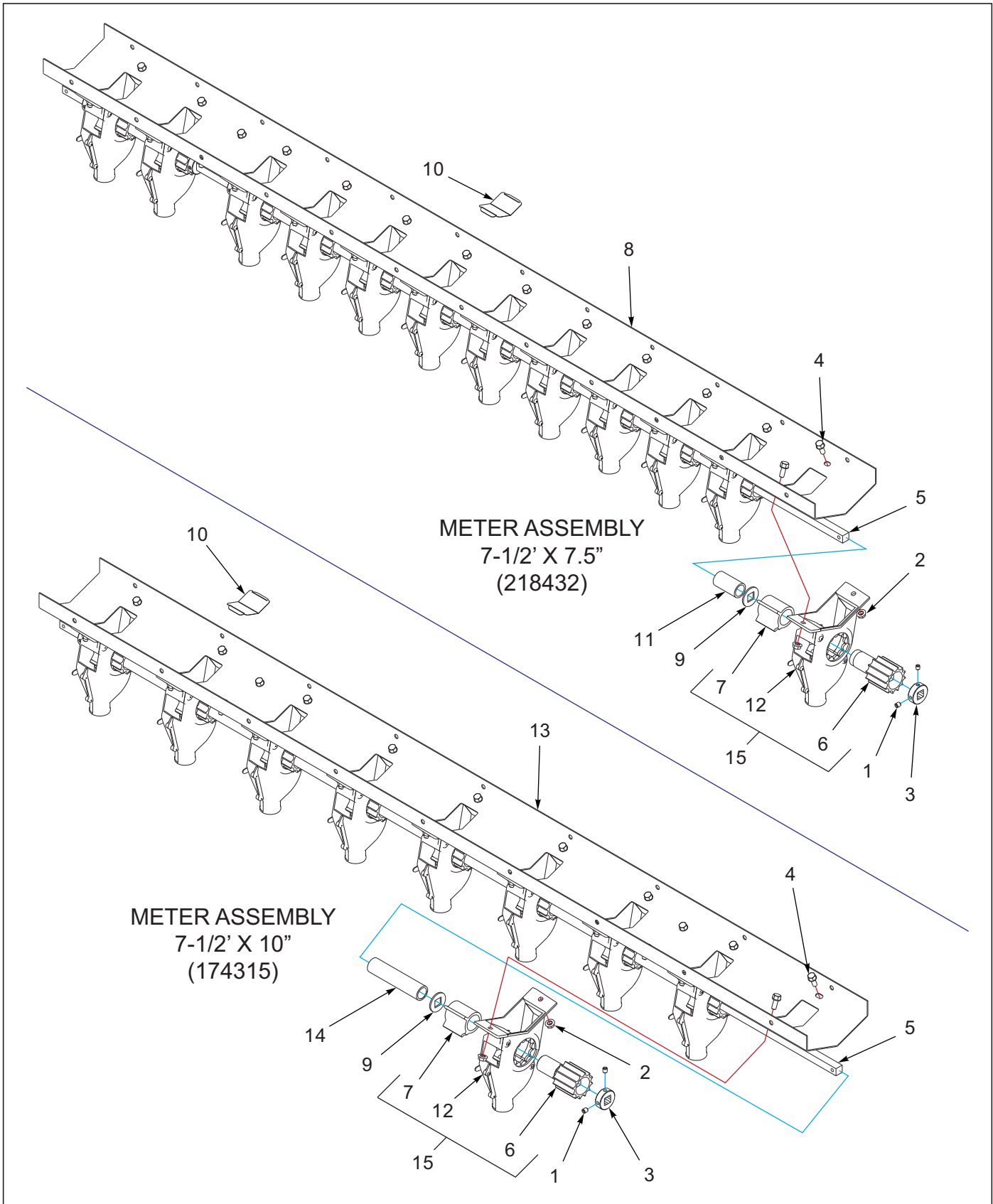


Figure 3-23: Seed Meter Assembly (After 12-18-2018)

Seed Meter Assembly (After 12-18-2018)

ITEM	PART NUMBER	DESCRIPTION	QTY.	
--	218432	METER ASSY, 7-1/2'X7.5" RT	*	
--	174315	METER ASSY, 7-1/2' X 10"	*	
1	107-0975	SCREW SET LOCK 5/16-18X3/8LG	8	4
2	126561	NUT,FLG HD,SERRATED,5/16-18ZP	26	22
3	144144	COLLAR, SHAFT SET, 5/8 SQ	4	2
4	144268	SCREW 5/16-18UNCX3/4FLG HD ZP	26	22
5	154826	SHAFT 5/8 SQ X 78	1	1
6	168868	METER FEED ROLL	12	9
7	168869	METER, FEED CUT-OFF	12	9
8	218421	BOTTOM, SEED METER 7-1/2'X7.5"	1	--
9	172700	WASHER, 1.50 OD X .640 SQ	10	8
10	174398	PLUG, SEED	AR	AR
11	205237	SPACER METER 2-3/8"	10	--
12	172706	METER ASSY, SEED HOUSING (INCLUDES ITEMS 6, 7 & 12) (SEE PAGE 3-59)	12	9
13	168885	BOTTOM, SEED METER 7-1/2'X10"	--	1
14	172705	SPACER, METER 4-15/16L	--	8
15	168870	METER ASSY, SEED COMPLETE	12	9

Seed Meter Assembly, Right (Before 12-18-2018) (1 of 4)

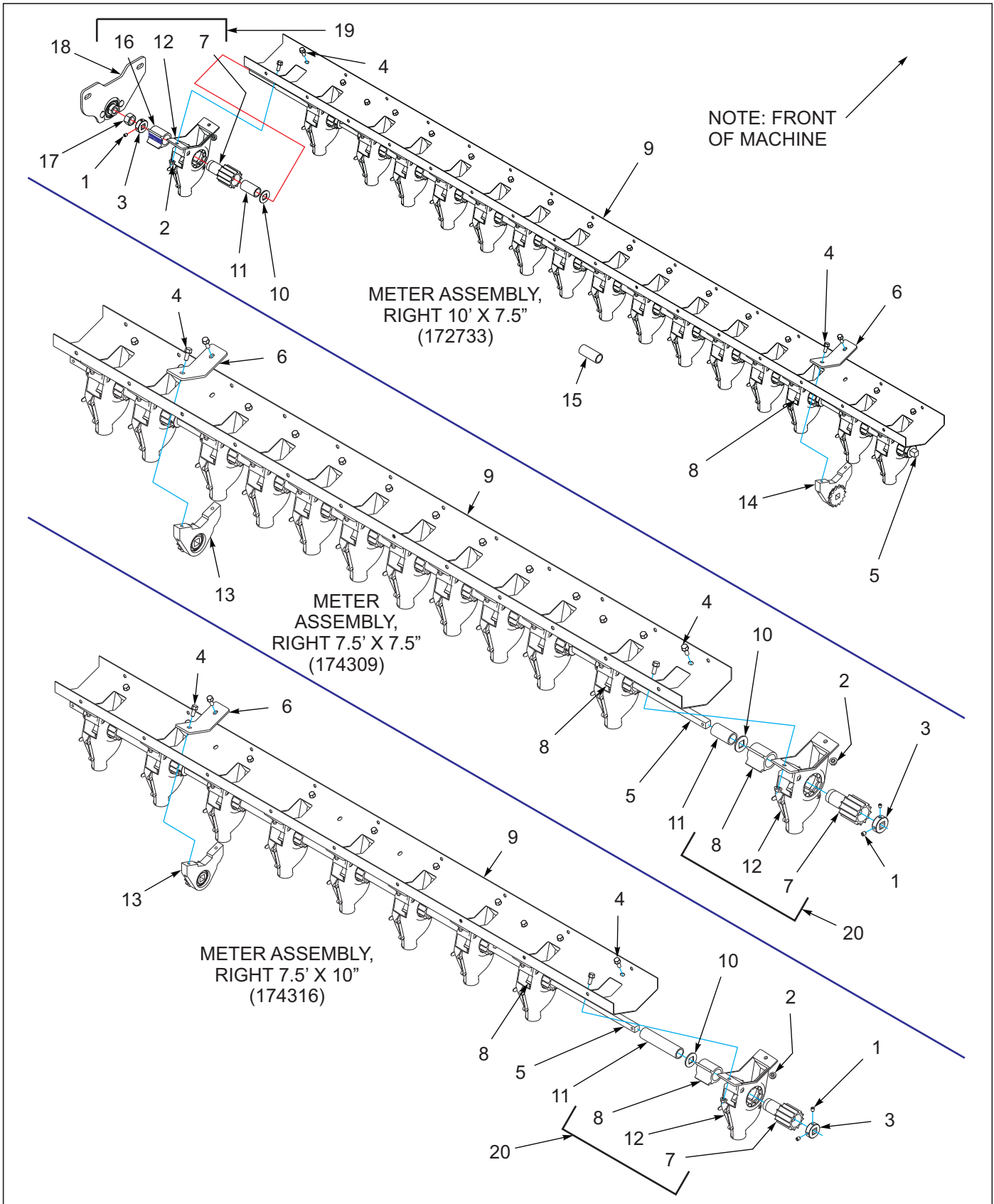


Figure 3-24: Seed Meter Assembly, Right (Before 12-18-2018) (1 of 4)

Seed Meter Assembly, Right (Before 12-18-2018) (1 of 4)

ITEM	PART NUMBER	DESCRIPTION	QTY.		
--	172733	METER ASSEMBLY, 10' X 7.5" RIGHT	*		
--	174309	METER ASSEMBLY, 7.5' X 7.5" RIGHT		*	
--	174316	METER ASSEMBLY, 7.5' X 10" RIGHT			*
1	107-0975	SCREW SET LOCK 5/16-18X3/8LG	8	12	8
2	126561	NUT,FLG HD,SERRATED,5/16-18ZP	34	26	20
3	144144	COLLAR, SHAFT SET, 5/8 SQ	6	6	4
4	144268	SCREW 5/16-18UNCX3/4FLG HD ZP	36	28	22
5	168858	SHAFT 5/8 SQ X 105 W/THDS	1	--	--
5	154826	SHAFT 5/8 SQ X 78	--	1	1
6	168844	PLATE, BEARING SUPPORT	1	1	1
7	168868	METER FEED ROLL	16	12	9
8	168869	METER, FEED CUT-OFF	15	12	9
9	168886	BOTTOM, SEED METER 10' X 7.5"	1	--	--
9	168884	BOTTOM, SEED METER 7-1/2'X7.5"	--	1	--
9	168885	BOTTOM, SEED METER 7-1/2'X10"	--	--	1
10	172700	WASHER, 1.50 OD X .640 SQ	13	9	7
11	172702	SPACER, METER 2-1/8 L	4	9	--
11	172705	SPACER, METER 4-15/16L	--	--	7
12	172706	METER ASSY, SEED HOUSING (SEE PAGE 3-59)	16	12	9
13	172708	BEARING ASSY, SEED SHAFT LT (SEE PAGE 3-61)	1	1	--
14	172707	BEARING ASSY, SEED SHAFT RT (SEE PAGE 3-61)	--	--	1
15	172701	SPACER METER 2-5/8"	9	--	--
16	172713	METER, FEED CUT-OFF W/PLACARD	1	--	--
17	1-512-010007-12	NUT, HEX 3/4-10 GR2 ZP	1	--	--
18	172712	SEED RATE ADJ ASSY, LEFT (SEE PAGE 3-65)	1	--	--
19	172735	METER ASSY, SEED W/GAUGE (INCL ITEMS 7, 12 & 16)			
20	168870	METER ASSY, SEED COMPLETE (INCL ITEMS 7, 8 & 12)			

Seed Meter Assembly, Right (After 12-18-2018) (2 of 4)

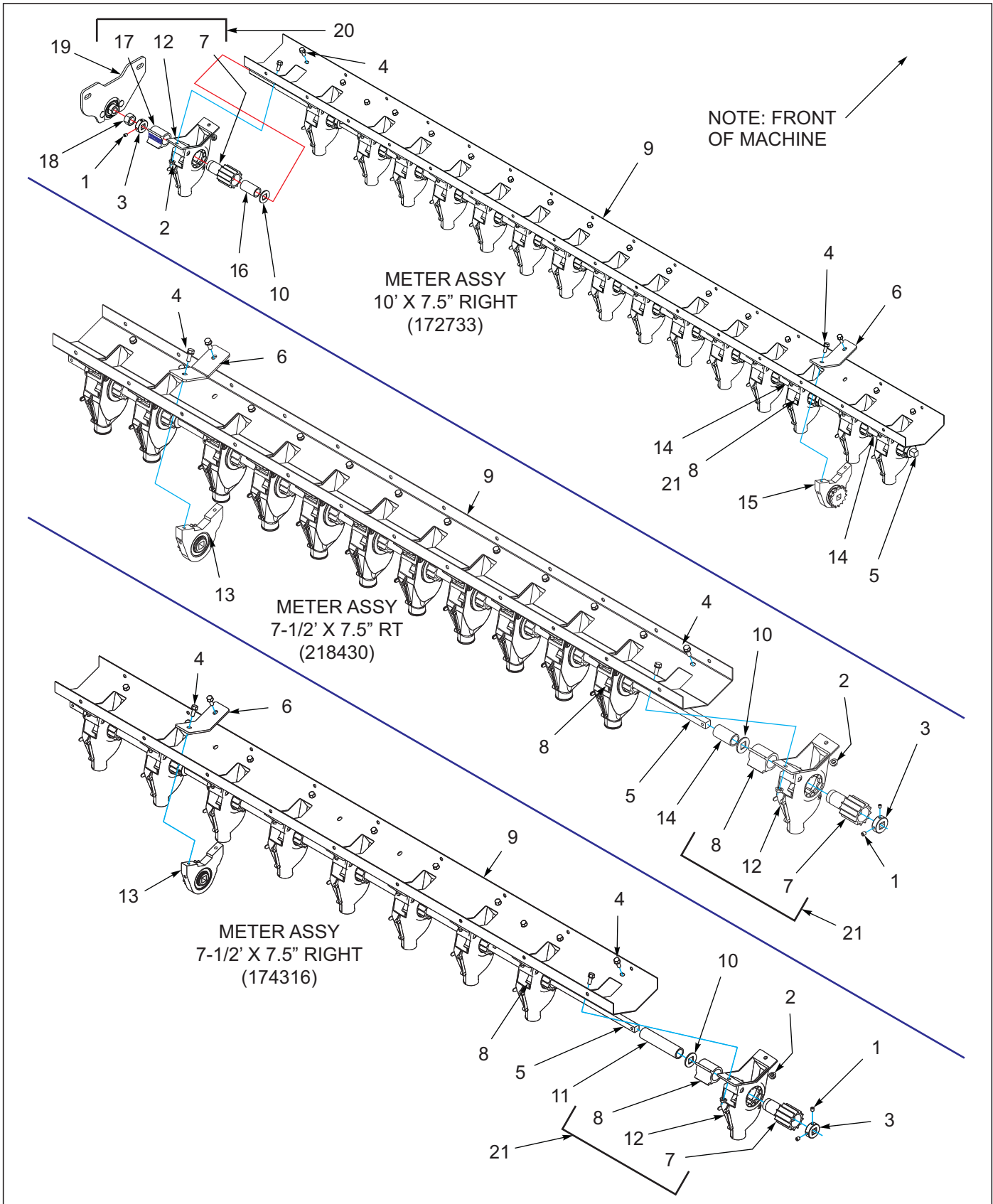


Figure 3-25: Seed Meter Assembly, Right (After 12-18-2018) (2 of 4)

Seed Meter Assembly, Right (After 12-18-2018) (2 of 4)

ITEM	PART NUMBER	DESCRIPTION	QTY.		
--	172733	METER ASSY, 10'X7.5" RIGHT	*		
--	218430	METER ASSY, 7-1/2'X7.5" RT		*	
--	174316	METER ASSY, 7-1/2' X 10" RIGHT			*
1	107-0975	SCREW SET LOCK 5/16-18X3/8LG	8	8	8
2	126561	NUT,FLG HD,SERRATED,5/16-18ZP	32	24	20
3	144144	COLLAR, SHAFT SET, 5/8 SQ	4	4	4
4	144268	SCREW 5/16-18UNCX3/4FLG HD ZP	34	26	22
5	168858	SHAFT 5/8 SQ X 105 W/THDS	1	--	--
5	154826	SHAFT 5/8 SQ X 78	--	1	1
6	168844	PLATE, BEARING SUPPORT	1	1	1
7	168868	METER FEED ROLL	16	12	9
8	168869	METER, FEED CUT-OFF	15	12	9
9	168886	BOTTOM, SEED METER 10' X 7.5"	1	--	--
9	218421	BOTTOM, SEED METER 7-1/2'X7.5"	--	1	--
9	168885	BOTTOM, SEED METER 7-1/2'X10"	--	--	1
10	172700	WASHER, 1.50 OD X .640 SQ	14	10	7
11	172705	SPACER, METER 4-15/16L	--	--	7
12	172706	METER ASSY, SEED HOUSING (SEE PAGE 3-59)	16	12	9
13	208221	BEARING ASSY, SEED SHAFT LT (SEE PAGE 3-63)	--	1	1
14	205237	SPACER METER 2-3/8"	2	10	--
15	208220	BEARING ASSY, SEED SHAFT RT (SEE PAGE 3-63)	1	--	--
16	172701	SPACER METER 2-5/8"	12	--	--
17	172713	METER, FEED CUT-OFF W/PLACARD	1	--	--
18	1-512-010007-12	NUT, HEX 3/4-10 GR2 ZP	1	--	--
19	172712	SEED RATE ADJ ASSY, LEFT (SEE PAGE 3-65)	1	--	--
20	172735	METER ASSY, SEED W/GAUGE (INCL ITEMS 7, 12 & 16)			
21	168870	METER ASSY, SEED COMPLETE (INCL ITEMS 7, 8 & 12)			

Seed Meter Assembly, Right (Before 12-18-2018) (3 of 4)

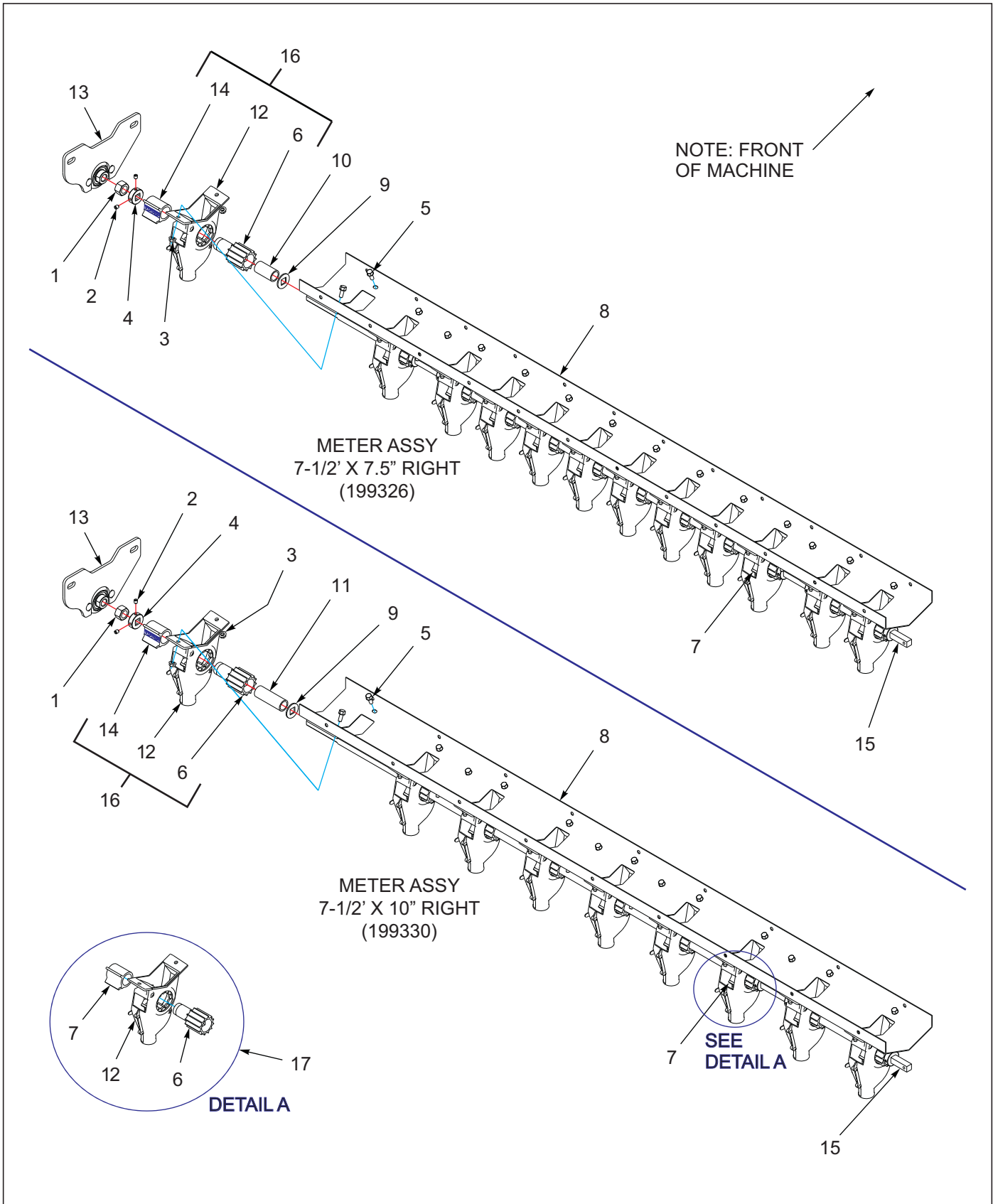


Figure 3-26: Seed Meter Assembly, Right (Before 12-18-2018) (3 of 4)

Seed Meter Assembly, Right (Before 12-18-2018) (3 of 4)

ITEM	PART NUMBER	DESCRIPTION	QTY.	
--	199326	METER ASSY, 7-1/2'X7.5" RIGHT	*	
--	199330	METER ASSY, 7-1/2'X10" RIGHT	*	
1	1-512-010007-12	NUT, HEX 3/4-10 GR2 ZP	1	1
2	107-0975	SCREW SET LOCK 5/16-18X3/8LG	12	8
3	126561	NUT,FLG HD,SERRATED,5/16-18ZP	28	22
4	144144	COLLAR, SHAFT SET, 5/8 SQ	6	4
5	144268	SCREW 5/16-18UNCX3/4FLG HD ZP	28	22
6	168868	METER FEED ROLL	12	9
7	168869	METER, FEED CUT-OFF	11	8
8	168884	BOTTOM, SEED METER 7-1/2'X7.5"	1	--
8	168885	BOTTOM, SEED METER 7-1/2'X10"	--	1
9	172700	WASHER, 1.50 OD X .640 SQ	9	7
10	172702	SPACER, METER 2-1/8 L	9	--
11	172705	SPACER, METER 4-15/16L	--	7
12	172706	METER ASSY, SEED HOUSING (SEE PAGE 3-59)	12	9
13	172712	SEED RATE ADJ ASSY, LEFT (SEE PAGE 3-65)	1	1
14	172713	METER, FEED CUT-OFF W/PLACARD	1	1
15	174311	SHAFT SQ 5/8X79 W/THDS	1	1
16	172735	METER ASSY, SEED W/GAUGE (INCL ITEMS 6, 12 & 14)		
17	168870	METER ASSY, SEED COMPLETE (INCL ITEMS 6, 7 & 12)		

Seed Meter Assembly, Right (After 12-18-2018) (4 of 4)

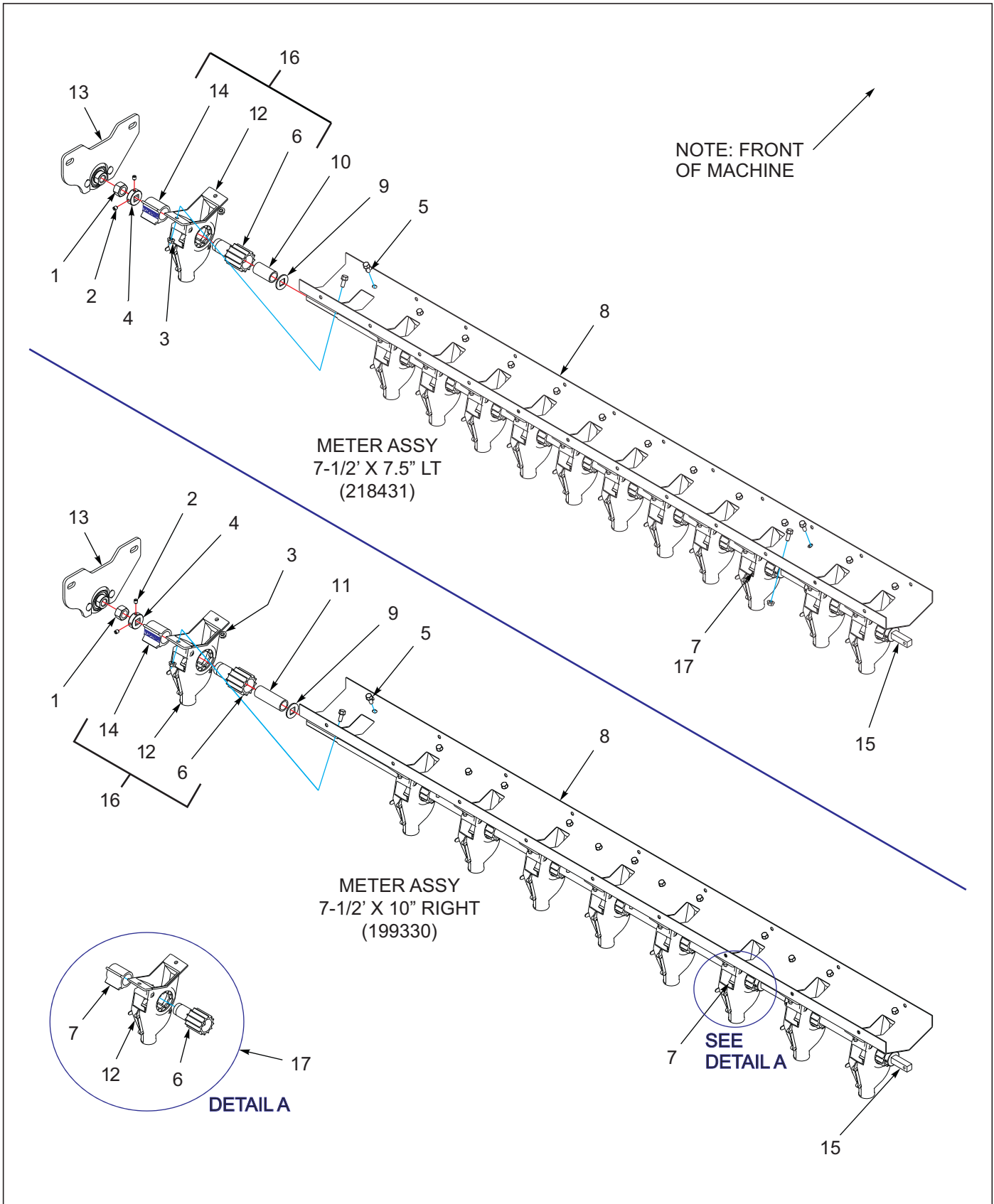


Figure 3-27: Seed Meter Assembly, Right (After 12-18-2018) (4 of 4)

Seed Meter Assembly, Right (After 12-18-2018) (4 of 4)

ITEM	PART NUMBER	DESCRIPTION	QTY.	
--	218431	METER ASSY, 7-1/2'X7.5" LT	*	
--	199330	METER ASSY, 7-1/2'X10" RIGHT	*	
1	1-512-010007-12	NUT, HEX 3/4-10 GR2 ZP	1	1
2	107-0975	SCREW SET LOCK 5/16-18X3/8LG	8	8
3	126561	NUT,FLG HD,SERRATED,5/16-18ZP	26	22
4	144144	COLLAR, SHAFT SET, 5/8 SQ	4	4
5	144268	SCREW 5/16-18UNCX3/4FLG HD ZP	26	22
6	168868	METER FEED ROLL	12	9
7	168869	METER, FEED CUT-OFF	11	8
8	218421	BOTTOM, SEED METER 7-1/2'X7.5"	1	--
8	168885	BOTTOM, SEED METER 7-1/2'X10"	--	1
9	172700	WASHER, 1.50 OD X .640 SQ	10	7
10	205237	SPACER METER 2-3/8"	10	--
11	172705	SPACER, METER 4-15/16L	--	7
12	172706	METER ASSY, SEED HOUSING (SEE PAGE 3-59)	12	9
13	172712	SEED RATE ADJ ASSY, LEFT(SEE PAGE 3-65)	1	1
14	172713	METER, FEED CUT-OFF W/PLACARD	1	1
15	174311	SHAFT SQ 5/8X79 W/THDS	1	1
16	172735	METER ASSY, SEED W/GAUGE (INCL ITEMS 6, 12 & 14)		
17	168870	METER ASSY, SEED COMPLETE (INCL ITEMS 6, 7 & 12)		

Seed Meter Assembly, Left (Before 12-18-2018) (1 of 2)

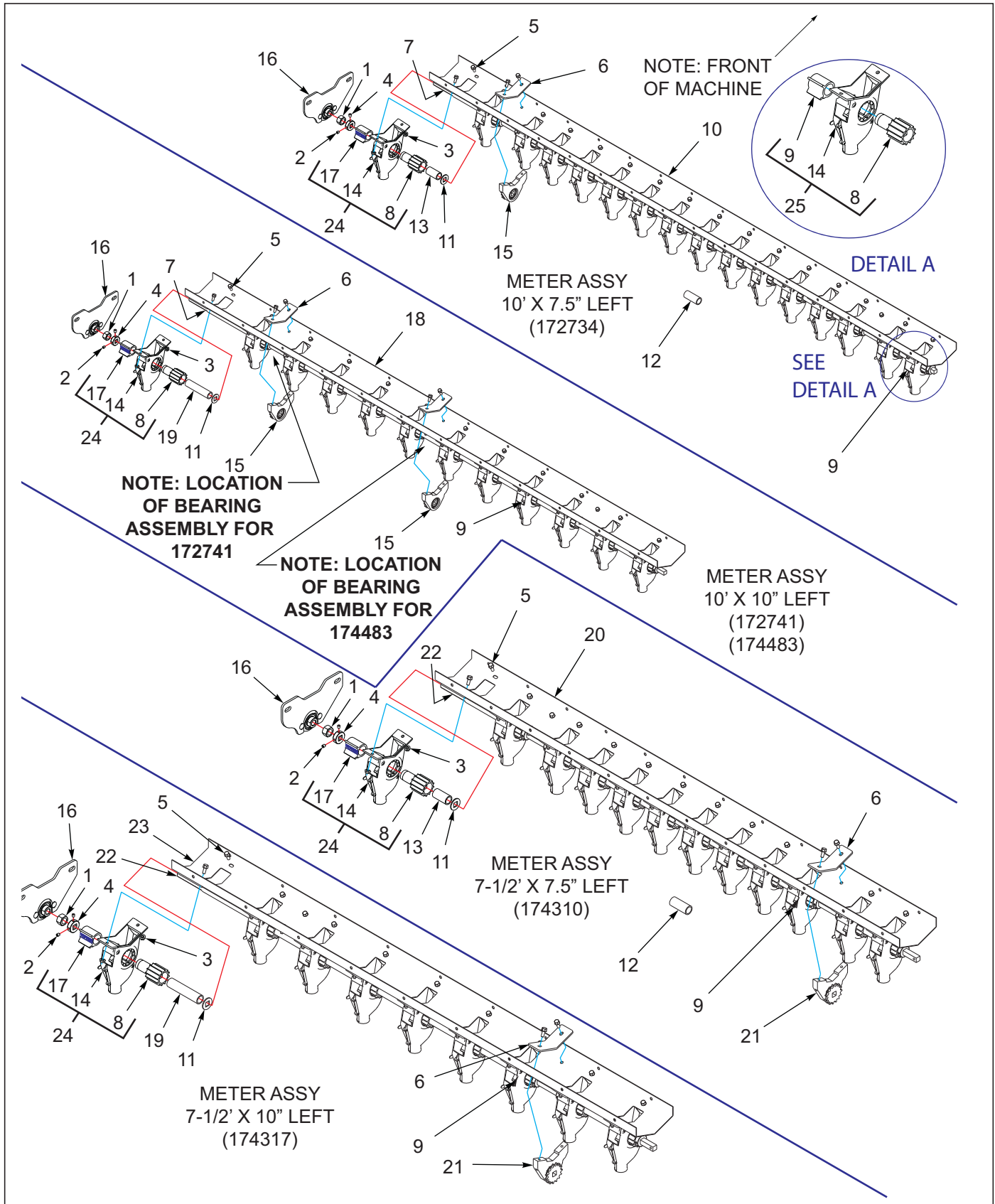


Figure 3-28: Seed Meter Assembly, Left (Before 12-18-2018) (1 of 2)

Seed Meter Assembly, Left (Before 12-18-2018) (1 of 2)

ITEM	PART NUMBER	DESCRIPTION	QTY.					
--	172734	METER ASSY, 10'X7.5" LEFT	*					
--	172741	METER ASSY, 10'X10" LEFT		*				
--	174483	METER ASSY, 10'X10" LEFT			*			
--	174310	METER ASSY, 7-1/2' X 7.5" LEFT				*		
--	174317	METER ASSY, 7-1/2' X 10" LEFT					*	
1	1-512-010007-12	NUT, HEX 3/4-10 GRB	1	1	1	1	1	1
2	107-0975	SCREW, SET LOCK 5/16-18 X 3/8	12	8	8	12	8	8
3	126561	NUT, FLANGE HEAD SERRATED, 5/16-18	34	28	28	26	20	20
4	144144	COLLAR, SHAFT SET, 5/8 SQ	4	4	4	6	4	4
5	144268	SCREW, FLANGE HEAD 5/16-18 X 3/4	36	30	30	28	22	22
6	168844	PLATE, BEARING SUPPORT	1	1	1	1	1	1
7	168858	SHAFT, METER 5/8 SQ X 105	1	1	1	--	--	--
8	168868	METER, FEED ROLL	16	12	12	12	9	9
9	168869	METER, FEEL CUT-OFF	15	11	11	11	8	8
10	168886	BOTTOM, SEED METER 7.5" X 10'	1	--	--	--	--	--
11	172700	WASHER, 1.50 OD X .640 SQ	14	10	10	9	7	7
12	172701	SPACER, METER 2-5/8 L	9	--	--	5	--	--
13	172702	SPACER, METER 2-1/8 L	4	--	--	4	--	--
14	172706	METER ASSEMBLY, SEED HOUSING (SEE PAGE 3-59)	16	12	12	12	9	9
15	172708	BEARING ASSEMBLY, SEED SHAFT LEFT (SEE PAGE 3-61)	1	1	1	--	--	--
16	172712	SEED RATE ADJUST ASSEMBLY, LEFT (SEE PAGE 3-65)	1	1	1	1	1	1
17	172713	METER, FEED CUT-OFF W/ PLACARD	1	1	1	1	1	1
18	168887	BOTTOM, SEED METER 10" X 10'	--	1	1	--	--	--
19	172705	SPACER, METER 4-15/16 L	--	10	10	--	7	7
20	168884	BOTTOM, SEED METER 7.5" X 7-1/2'	--	--	--	1	--	--
21	172707	BEARING ASSEMBLY, SEED SHAFT RIGHT (SEE PAGE 3-61)	--	--	--	1	1	1
22	174311	SHAFT, 5/8 SQ X 79	--	--	--	1	1	1
23	168885	BOTTOM, SEED METER 7.5" X 10'	--	--	--	--	1	1
24	172735	SEED METER ASSEMBLY W/ GAUGE (INCL ITEMS 8, 14, & 17)						
25	168870	COMPLETE SEED METER ASSEMBLY (INCL ITEMS 8-9, & 14)						

Seed Meter Assembly, Left (After 12-18-2018) (2 of 2)

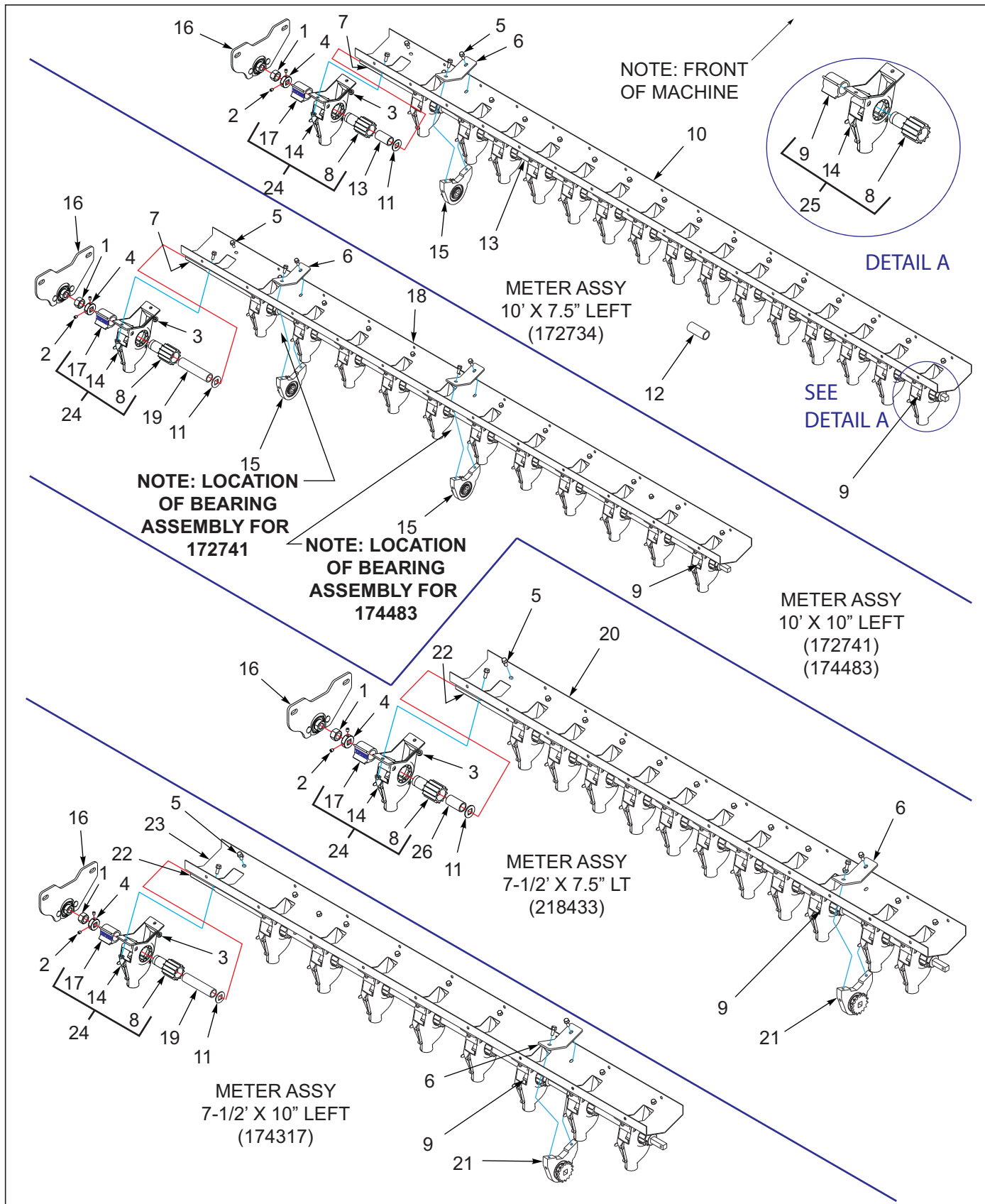


Figure 3-29: Seed Meter Assembly, Left (After 12-18-2018) (2 of 2)

Seed Meter Assembly, Left (After 12-18-2018) (2 of 2)

ITEM	PART NUMBER	DESCRIPTION	QTY.					
--	172734	METER ASSY, 10'X7.5" LEFT	*					
--	172741	METER ASSY, 10'X10" LEFT		*				
--	174483	METER ASSY, 10'X10" LEFT			*			
--	218433	METER ASSY, 7-1/2'X7.5" LT				*		
--	174317	METER ASSY, 7-1/2' X 10" LEFT					*	
1	1-512-010007-12	NUT, HEX 3/4-10 GRB	1	1	1	1	1	1
2	107-0975	SCREW, SET LOCK 5/16-18 X 3/8	8	8	8	8	8	8
3	126561	NUT, FLANGE HEAD SERRATED, 5/16-18	32	28	28	24	20	
4	144144	COLLAR, SHAFT SET, 5/8 SQ	4	4	4	4	4	
5	144268	SCREW, FLANGE HEAD 5/16-18 X 3/4	34	30	30	26	22	
6	168844	PLATE, BEARING SUPPORT	1	1	1	1	1	
7	168858	SHAFT, METER 5/8 SQ X 105	1	1	1	--	--	
8	168868	METER, FEED ROLL	16	12	12	12	9	
9	168869	METER, FEEL CUT-OFF	15	11	11	11	8	
10	168886	BOTTOM, SEED METER 7.5" X 10'	1	--	--	--	--	
11	172700	WASHER, 1.50 OD X .640 SQ	14	10	10	10	7	
12	172701	SPACER, METER 2-5/8 L	12	--	--	--	--	
13	205237	SPACER METER 2-3/8"	2	--	--	10	--	
14	172706	METER ASSEMBLY, SEED HOUSING (SEE PAGE 3-59)	16	12	12	12	9	
15	208221	BEARING ASSY, SEED SHAFT LT (SEE PAGE 3-63)	1	1	1	--	--	
16	172712	SEED RATE ADJUST ASSEMBLY, LEFT (SEE PAGE 3-65)	1	1	1	1	1	
17	172713	METER, FEED CUT-OFF W/ PLACARD	1	1	1	1	1	
18	168887	BOTTOM, SEED METER 10" X 10'	--	1	1	--	--	
19	172705	SPACER, METER 4-15/16 L	--	10	10	--	7	
20	218421	BOTTOM, SEED METER 7-1/2'X7.5"	--	--	--	1	--	
21	208220	BEARING ASSY, SEED SHAFT RT (SEE PAGE 3-63)	--	--	--	1	1	
22	174311	SHAFT, 5/8 SQ X 79	--	--	--	1	1	
23	168885	BOTTOM, SEED METER 7.5" X 10'	--	--	--	--	1	
24	172735	SEED METER ASSEMBLY W/ GAUGE (INCL ITEMS 8, 14, & 17)						
25	168870	COMPLETE SEED METER ASSEMBLY (INCL ITEMS 8-9, & 14)						

Seed Meter Housing Assembly

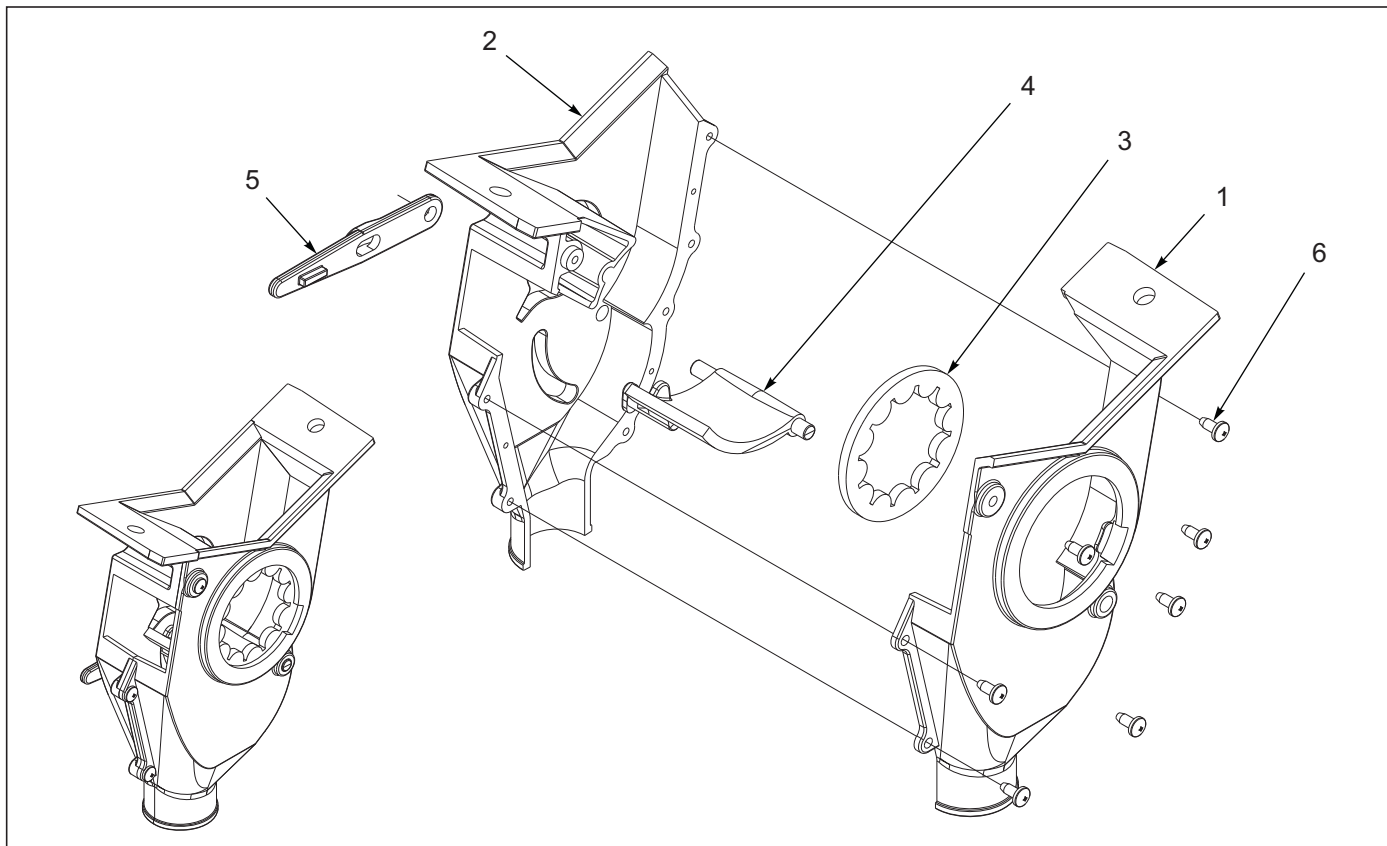


Figure 3-30: Seed Meter Housing Assembly

Seed Meter Housing Assembly

ITEM	PART NUMBER	DESCRIPTION	QTY.
--	172706	METER, ASSEMBLY, SEED HOUSING	
1	168866	METER HOUSING, RIGHT	1
2	168867	METER HOUSING, LEFT	1
3	168871	METER, FEED ROLL WASHER	1
4	168872	METER, SEED GATE	1
5	168873	METER, SEED GATE HANDLE	1
6	172730	SCREW, THREAD CUTTING #8-18 X 3/8	7

Seed Shaft Bearing Assembly (Before 12-18-2018)

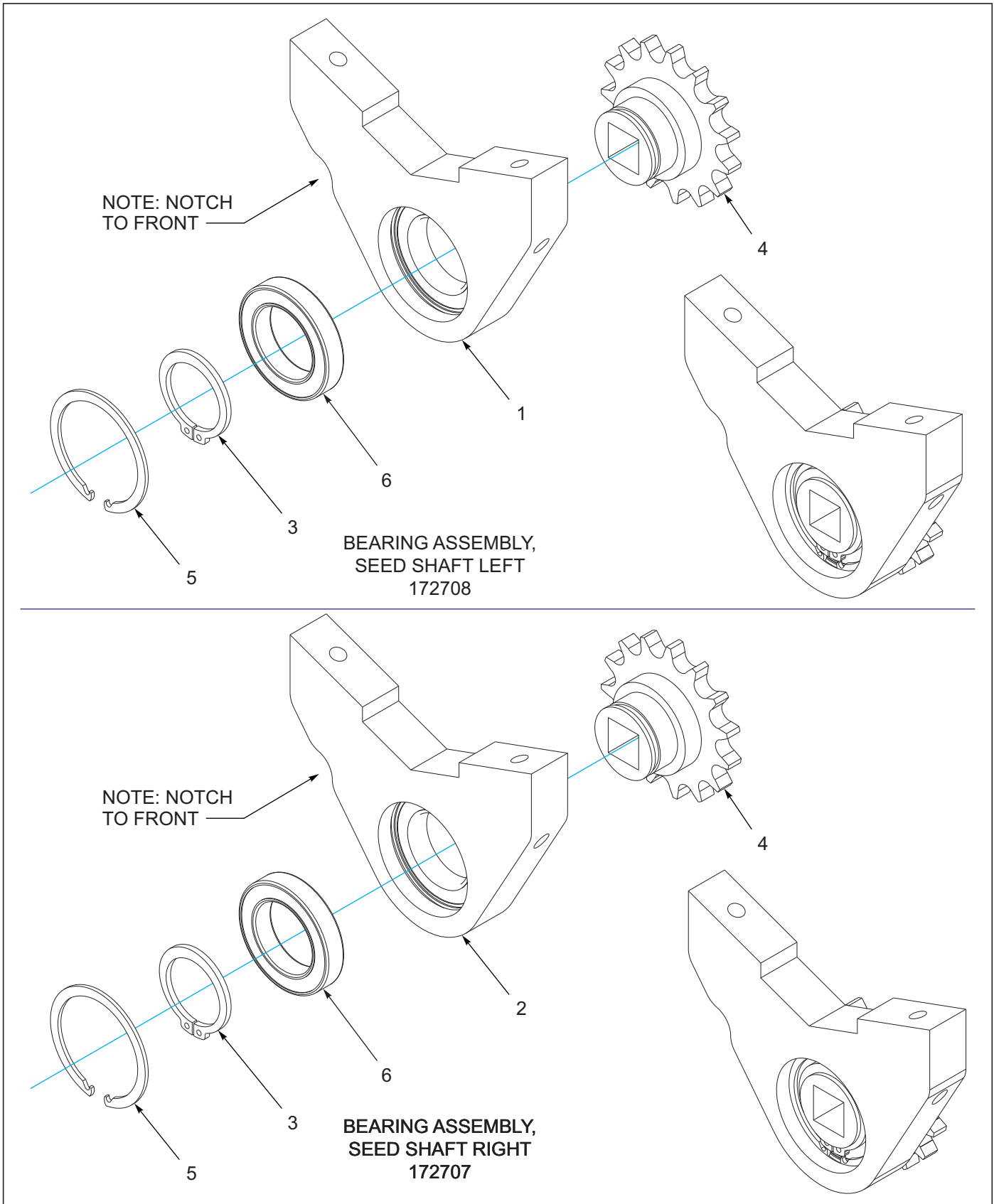


Figure 3-31: Seed Shaft Bearing Assembly (Before 12-18-2018)

Seed Shaft Bearing Assembly (Before 12-18-2018)

ITEM	PART NUMBER	DESCRIPTION	QTY.
--	172708	BEARING ASSEMBLY, SEED SHAFT LEFT (ITEMS 1, 3-6)	
--	172707	BEARING ASSEMBLY, SEED SHAFT RIGHT (ITEMS 2-6)	
1	183951	BEARING MOUNT, WITH BEARING - LEFT	1
2	183950	BEARING MOUNT, WITH BEARING - RIGHT	1
3	143992	SNAP RING, 1.181 SHAFT	1
4	161460	SPROCKET, #40 X 15T, 5/8 SQ BORE	1
5	161471	SNAP RING, INTERNAL 1.850 BORE	1
6	143956	BEARING, SEED DRIVE CLUTCH	1

Seed Shaft Bearing Assembly (After 12-18-2018)

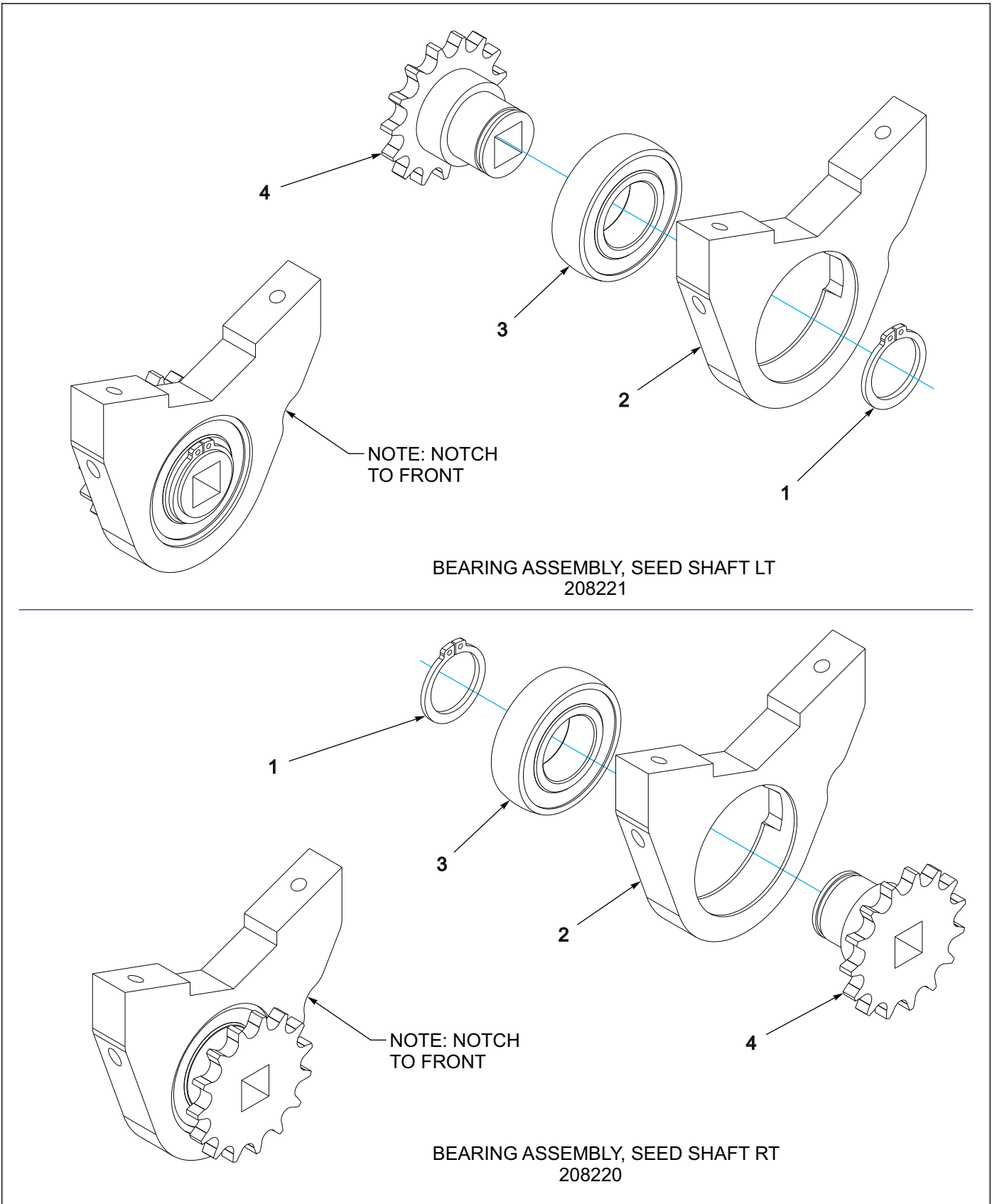


Figure 3-32: Seed Shaft Bearing Assembly (After 12-18-2018)

Seed Shaft Bearing Assembly (After 12-18-2018)

ITEM	PART NUMBER	DESCRIPTION	QTY.
--	208221	BEARING ASSY, SEED SHAFT LT	
--	208220	BEARING ASSY, SEED SHAFT RT	
1	143992	SNAP RING, 1.181 SHAFT	1
2	205192	BEARING MOUNT SEED SHAFT	1
3	208215	BEARING, BALL 1.181IDX2.441OD	1
4	208219	SPROCKET, #40X15T, 5/8 SQ BORE	1

Seed Rate Adjust Assembly, Left

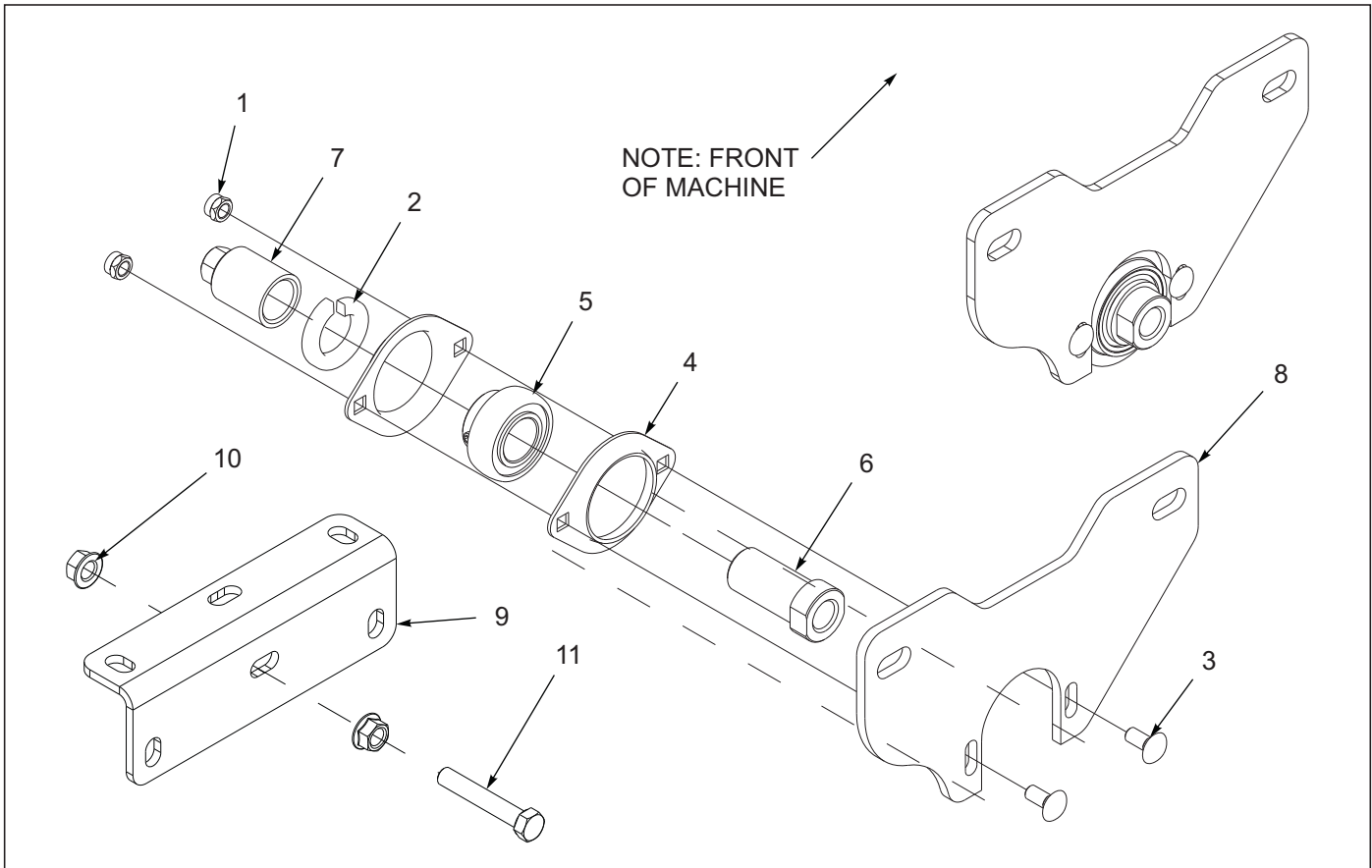


Figure 3-33: Seed Rate Adjust Assembly, Left

Seed Rate Adjust Assembly, Left

ITEM	PART NUMBER	DESCRIPTION	QTY.
--	172712	SEED RATE ADJUST ASSEMBLY, LEFT	
1	1-512-010005-03	NUT, HEX LOCK 5/16-18 GRB	2
2	1-861-010034-21	WASHER, SPLIT LOCK 1	1
3	105909	SCREW, RD HEAD SQ NECK 5/16-18 X 3/4	2
4	143901	FLANGE, BEARING 2 HOLE	2
5	144147	BEARING, 52 MM OD X 1" ID	1
6	168856	BUSHING, SEED RATE	1
7	168857	BUSHING, SEED RATE LOCKING	1
8	172704	BRACKET, SEED RATE ADJUST	1
9	176676	BRACKET, STOP	3
10	1-510-010003-09	NUT, FLANGE HEAD SERRATED 1/2-13	6
11	8-105-010006	SCREW, HEX HEAD CAP FULL THREAD 1/2-13 X 3 GR5	3

Walkboard Assembly

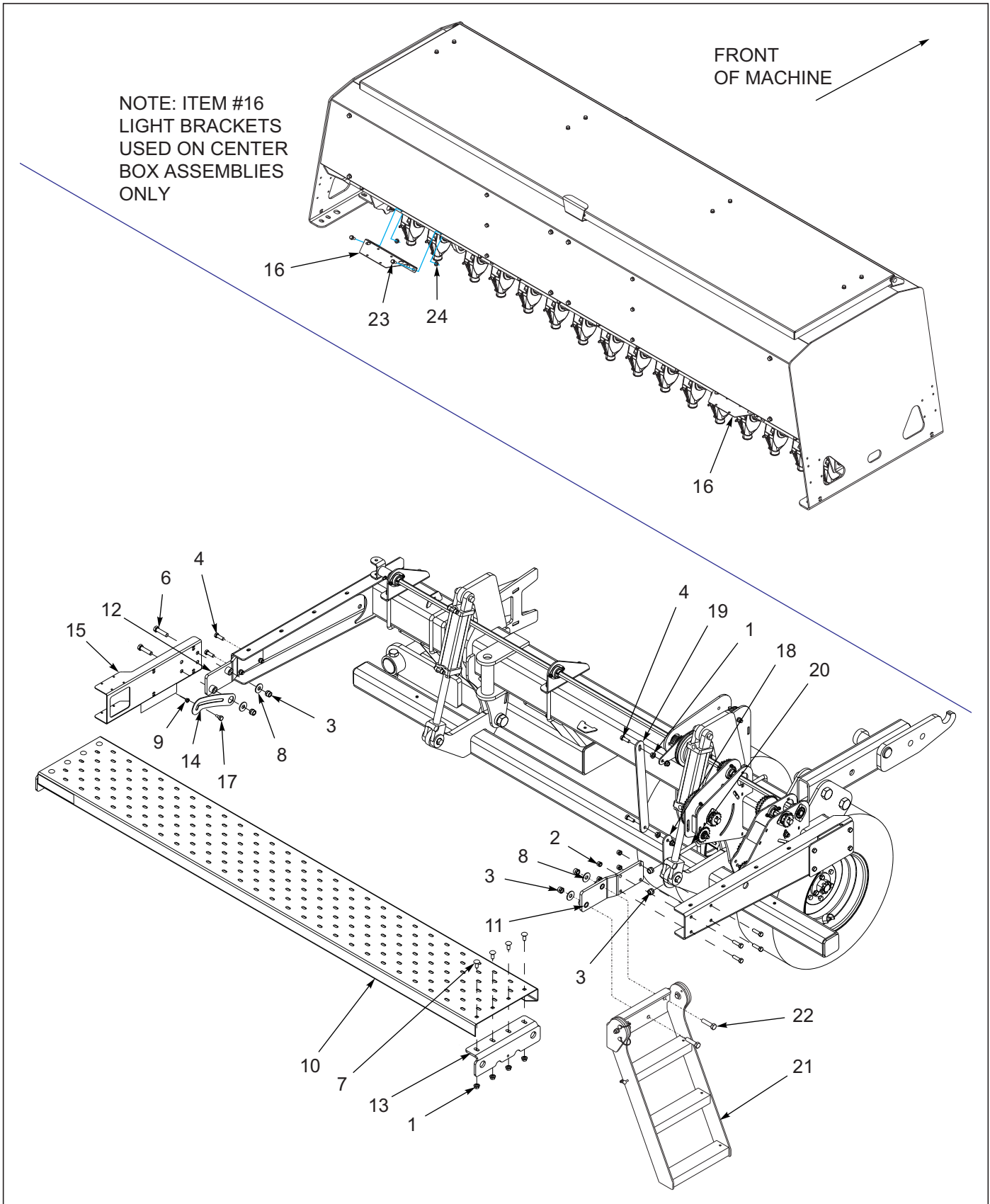


Figure 3-34: Walkboard Assembly

Walkboard Assembly

ITEM	PART NUMBER	DESCRIPTION	QTY.
1	1-510-010003-09	NUT, FLANGE HEAD SERRATED 1/2-13	24
2	1-512-010005-09	NUT, HEX LOCK 1/2-13 GRB	24
3	1-512-010005-13	NUT, HEX LOCK 5/8-11 GRB	12
4	1-654-010055-03	SCREW, HEX HEAD CAP 1/2-13 X 1-1/2 GR5	24
6	1-654-010059-07	SCREW, HEX HEAD CAP 5/8-11 X 2-1/2 GR5	12
7	1-654-010070-02	SCREW, RD HEAD SQ NECK 1/2-13 X 1-1/4	24
8	1-861-010032-19	WASHER, FLAT 5/8W	8
9	107470	NUT, HEX SPIRALOCK 3/8-16	3
10	144258	WALKBOARD, 110" (30' AND 40' CENTER) (1ST QUANTITY USED ON 30' MODELS; 2ND QUANTITY USED ON 40' MODEL)	3,1
10	153900	WALKBOARD, 83" (5531-40')	4
11	144259	MOUNT, WALKBOARD RIGHT	3
11	176590	MOUNT WALKBOARD RIGHT EXTWLDMT (USED ON SMALL SEED ONLY) (SEE PAGES 9-1 THROUGH 9-3)	3
12	144260	MOUNT, WALKBOARD LEFT	3
12	176591	MOUNT WALKBOARD LEFT EXT WLDMT (USED ON SMALL SEED ONLY) (SEE PAGES 9-1 THROUGH 9-3)	3
13	151512	BRACKET, WALKBOARD	6
14	151513	LATCH, WALKBOARD	3
15	151526	BRACKET, LIGHT	REF
16	159057	BRACKET, LIGHT (USED ON CENTER BOX ASSEMBLIES ONLY)	2
17	2-095-010017	BOLT, SHOULDER HEX HEAD	3
18	151531	MOUNT, CLUTCH LINK	2
19	172699	LINK, CLUTCH	2
20	6-102-010009	U-BOLT 4-11/16 X 5-1/2	2
21	154849	LADDER ASSEMBLY (SEE PAGE 3-69)	1
22	1-654-010059-09	SCREW, HEX HEAD CAP 5/8-11 X 3 GR5	4
23	144268	SCREW 5/16-18UNCX3/4FLG HD ZP	4
24	126561	NUT,FLG HD,SERRATED,5/16-18ZP	2

Ladder Assembly

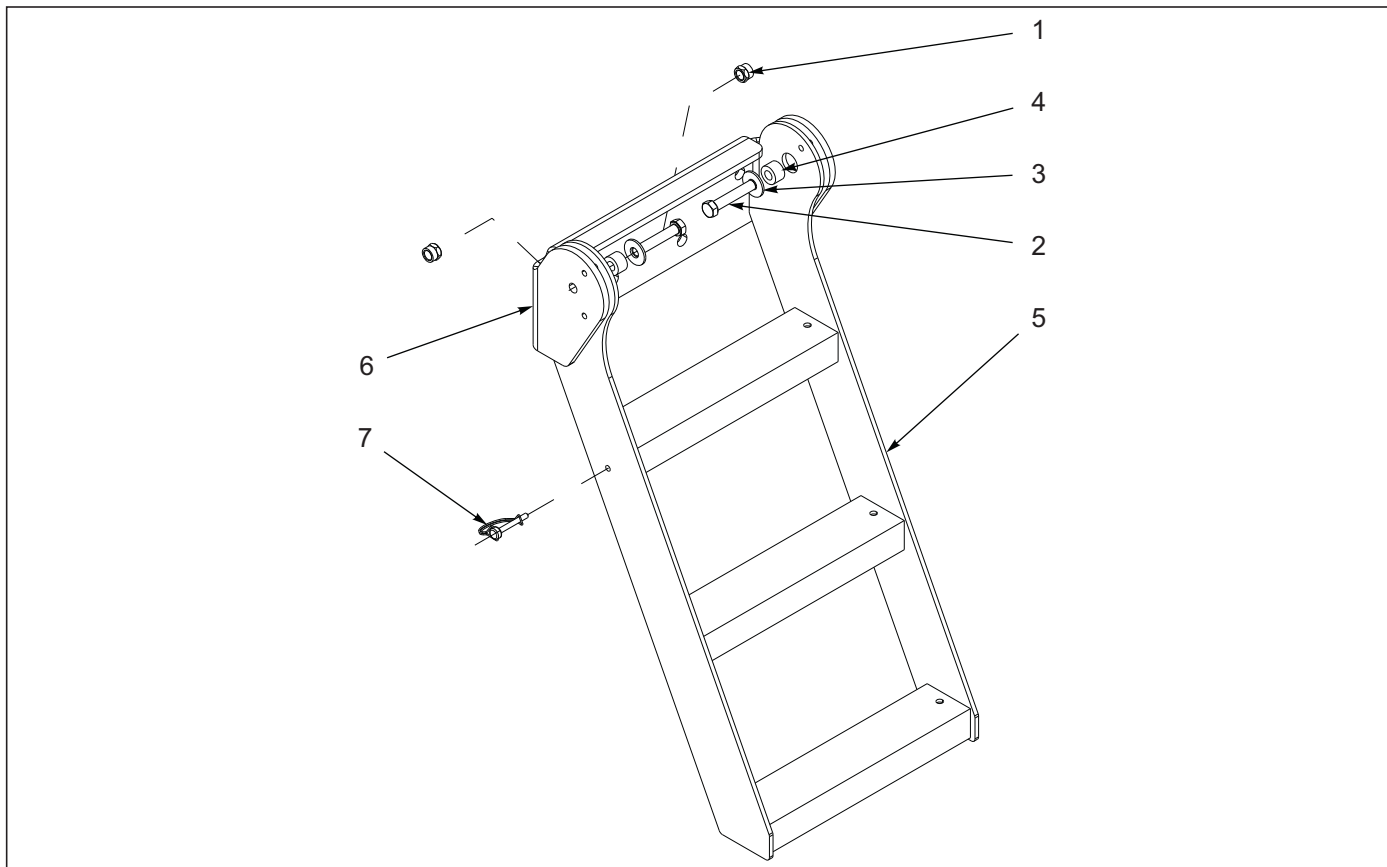


Figure 3-35: Ladder Assembly

Ladder Assembly

ITEM	PART NUMBER	DESCRIPTION	QTY.
--	154849	LADDER ASSEMBLY	
1	1-512-010005-09	NUT, HEX LOCK 1/2-13 GRB	2
2	1-654-010055-05	SCREW, HEX HEAD CAP 1/2-13 X 2 GR5	2
3	1-861-010032-15	WASHER, FLAT 1/2W	2
4	125799	SPACER	2
5	154845	LADDER	1
6	154846	MOUNT, LADDER	1
7	70592442	PIN, SNAPPER	1

Air Opener Assemblies

Air Opener Assembly (Before 5-1-2016)

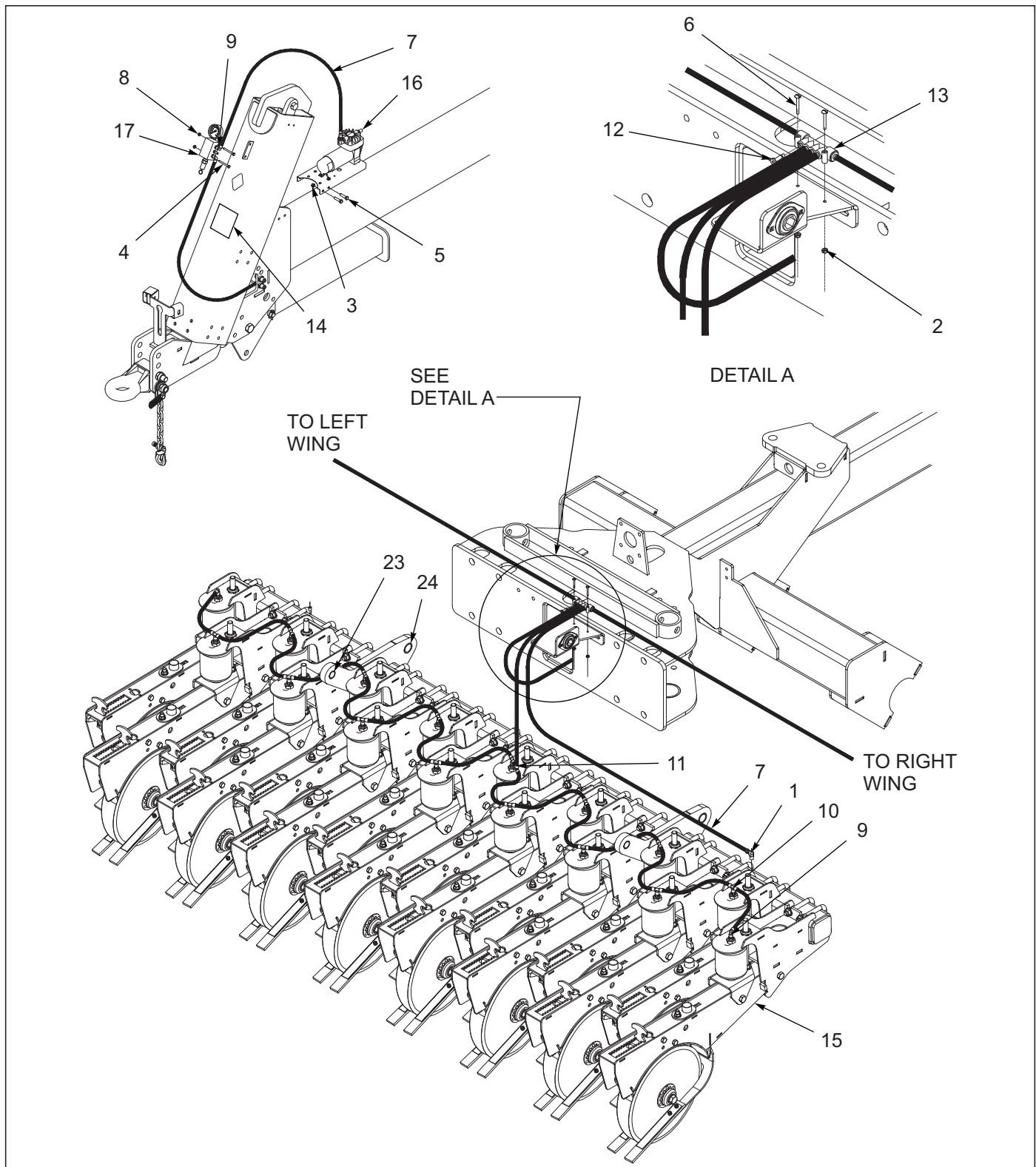


Figure 4-1: Air Opener Assembly (Before 5-1-2016)

Air Opener Assembly (Before 5-1-2016)

ITEM	PART NUMBER	DESCRIPTION	QTY.			
--	174352	AIR OPENER ASSEMBLY 30 X 7.5	*			
--	174353	AIR OPENER ASSEMBLY 30 X 10		*		
--	174354	AIR OPENER ASSEMBLY 40 X 7.5			*	
--	174355	AIR OPENER ASSEMBLY 40 X 10				*
1	1-297-010008-07	FITTING, AIR 90	1	1	1	1
2	1-512-010003-06	NUT, HEX LOCK 10-24	2	2	2	2
3	1-512-010005-05	NUT, HEX LOCK 3/8-16 GRB	4	4	4	4
4	1-654-010047-12	SCREW, HEX HEAD CAP 1/4-20 X 2-1/2 GR5	2	2	2	2
5	1-654-010051-07	SCREW, HEX HEAD CAP 3/8-16 X 1-1/2 GR5	4	4	4	4
6	1-656-010003056	SCREW, 10-24X1-1/2 RDHD MACHZP	2	2	2	2
7	1-833-010001	TUBING, NYLON 1/4	AR	AR	AR	AR
8	108417	NUT, HEX FLANGE SPIRALOCK 1/4-20	2	2	2	2
9	151590	MALE ELBOW	6	6	6	6
10	151591	MALE BRANCH TEE	42	30	58	58
11	151592	UNION TEE	3	3	3	3
12	151593	PLUG, PUSH TO CONNECT 1/4	1	1	1	1
13	151594	MANIFOLD, AIR	1	1	1	1
14	153838	DECAL, AIR SYSTEM	1	1	1	1
15	172695	OPENER BAR ASSEMBLY 7.5" X 10' (INCL. ITEMS 20-24)	3	--	1	--
15	172696	OPENER BAR ASSEMBLY 10" X 10' (INCL. ITEMS 20-24)	--	3	--	1
15	172697	OPENER BAR ASSEMBLY 7.5" X 10'	--	--	2	--
15	172698	OPENER BAR ASSEMBLY 10" X 15'	--	--	--	2
16	154850	AIR COMPRESSOR ASSY, 12V (SEE PAGE 4-3)	1	1	1	1
17	154864	AIR MANIFOLD ASSEMBLY (SEE PAGE 4-4)	1	1	1	1
18	1-512-010005-15	NUT, HEX LOCK 3/4-10 (NOT SHOWN)	48	36	64	48
19	151530	PIN, PRESSWHEEL ARM (NOT SHOWN)	48	36	64	48
20	144316	AIR OPENER ASSEMBLY, SHORT (SEE PAGE 4-26)	24	18	32	24
21	144317	AIR OPENER ASSEMBLY, LONG (SEE PAGE 4-26)	24	18	32	24
22	172683	BAR, OPENER 118"	3	3	1	1
22	172684	BAR, OPENER 178"	--	--	2	2
23	2-150-010008	BUSHING, STEEL 1-1/4 X 1 X 1	6	6	6	6
24	2-150-010174	BUSHING 1-5/8 X 1-1/4 X 1	6	6	8	8

12v Air Compressor Assembly (Before 5-1-2016)

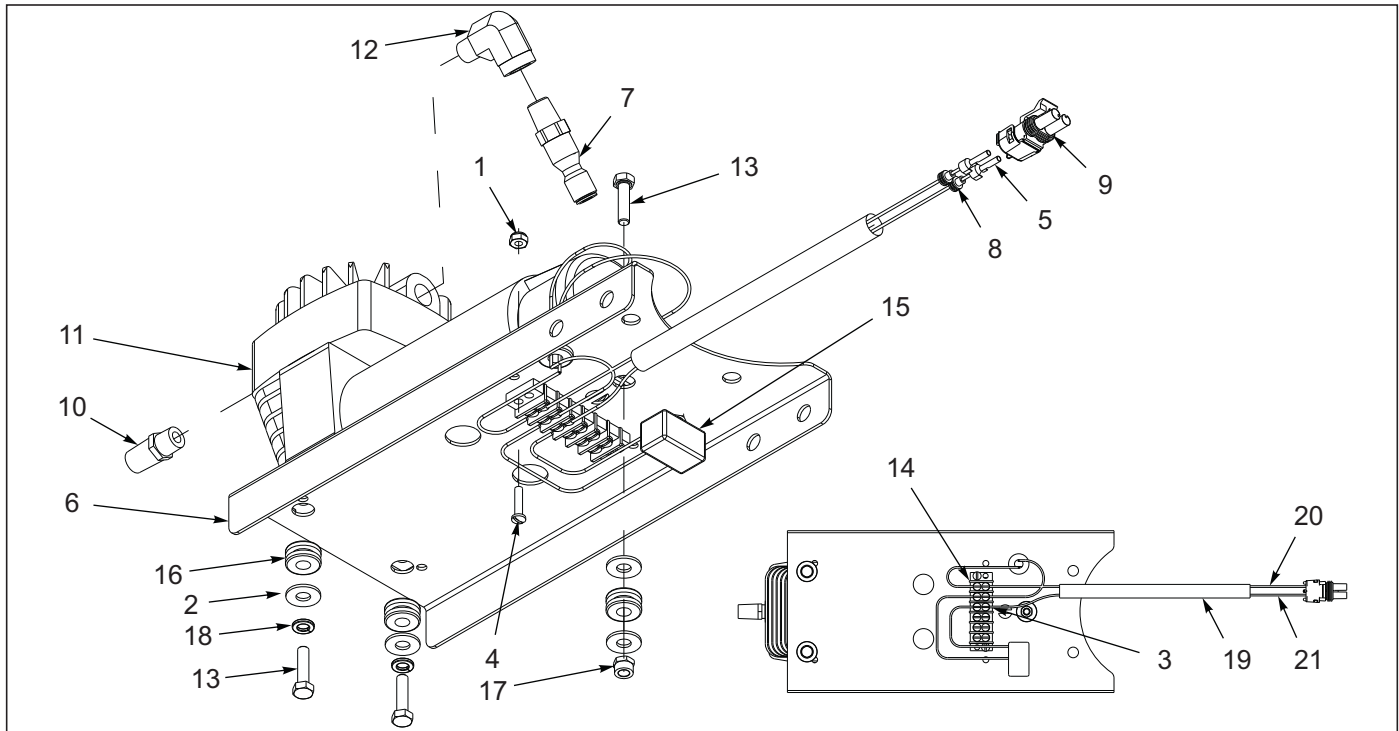


Figure 4-2: 12v Air Compressor Assembly (Before 5-1-2016)

12v Air Compressor Assembly (Before 5-1-2016)

ITEM	PART NUMBER	DESCRIPTION	QTY.
--	154850	AIR COMPRESSOR ASSEMBLY, 12V	
1	1-512-010003-03	NUT, HEX LOCK #8-32	2
2	1-861-010032-07	WASHER, FLAT 1/4W	4
3	101552	SNAP SPADE	6
4	111-0600	SCREW, RD HEAD MACH #8-32 X 3/4	2
5	139974	TERMINAL, FEMALE	2
6	151606	MOUNT, COMPRESSOR	1
7	153826	VALVE, AIR CHECK	1
8	154851	SEAL, CABLE WEATHER PACK	2
9	154852	TOWER, 2 PIN WEATHER PACK	1
10	158303	FILTER, AIR	1
11	158304	COMPRESSOR, 12V DC	1
12	159951	ELBOW, BRASS STREET 1/4	1
13	1CM625ER	SCREW, HEX HEAD CAP M6-1.0 X 25 CL8.8	3
14	2-788-010010	STRIP, EE TERMINAL	1
15	3-272-010017	TOGGLE SWITCH, SEALED SPST	1
16	3-343-010014-53	GROMMET, HOLE 5/16 DIA	4
17	40DM6ER	NUT, HEX LOCK M6 CL10	3
18	6EM60ER	WASHER, LOCK SPRING M6	2
19	1622	LOOM, 1/4 BLACK SPIRAL	AR
20	1-879-010011	WIRE, #14 AWG BLACK	AR
21	239-8101-14	WIRE, #14 AWG RED	AR
22	105-0214	TY-WRAP (NOT SHOWN)	6

Air Manifold Assembly (Before 5-1-2016)

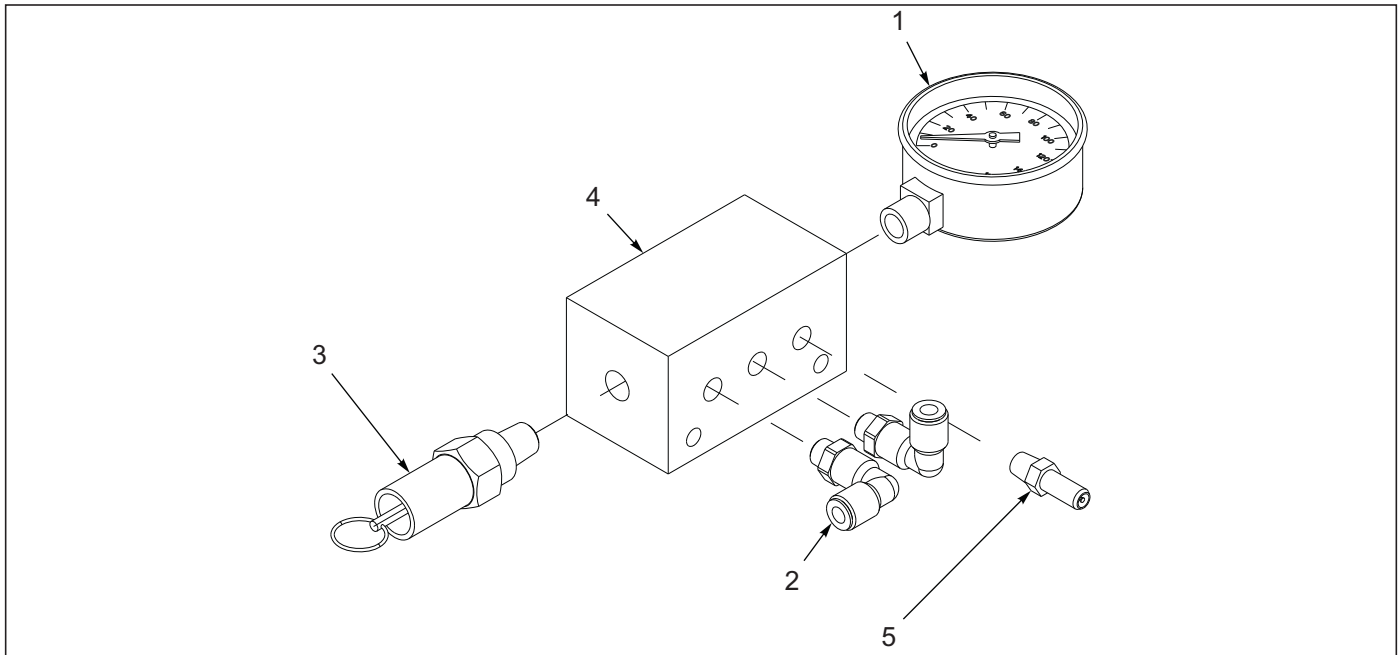


Figure 4-3: Air Manifold Assembly (Before 5-1-2016)

Air Manifold Assembly (Before 5-1-2016)

ITEM	PART NUMBER	DESCRIPTION	QTY.
--	154864	AIR MANIFOLD ASSEMBLY	
1	1-323-010008	GAUGE, PRESSURE 0-160 PSI	
2	151590	MALE ELBOW	
3	151595	VALVE, AIR RELIEF	
4	151604	MANIFOLD, AIR	
5	151610	VALVE, AIR 1/8-27	

Air Opener Assembly (From 5-1-2016 to 8-3-2018)

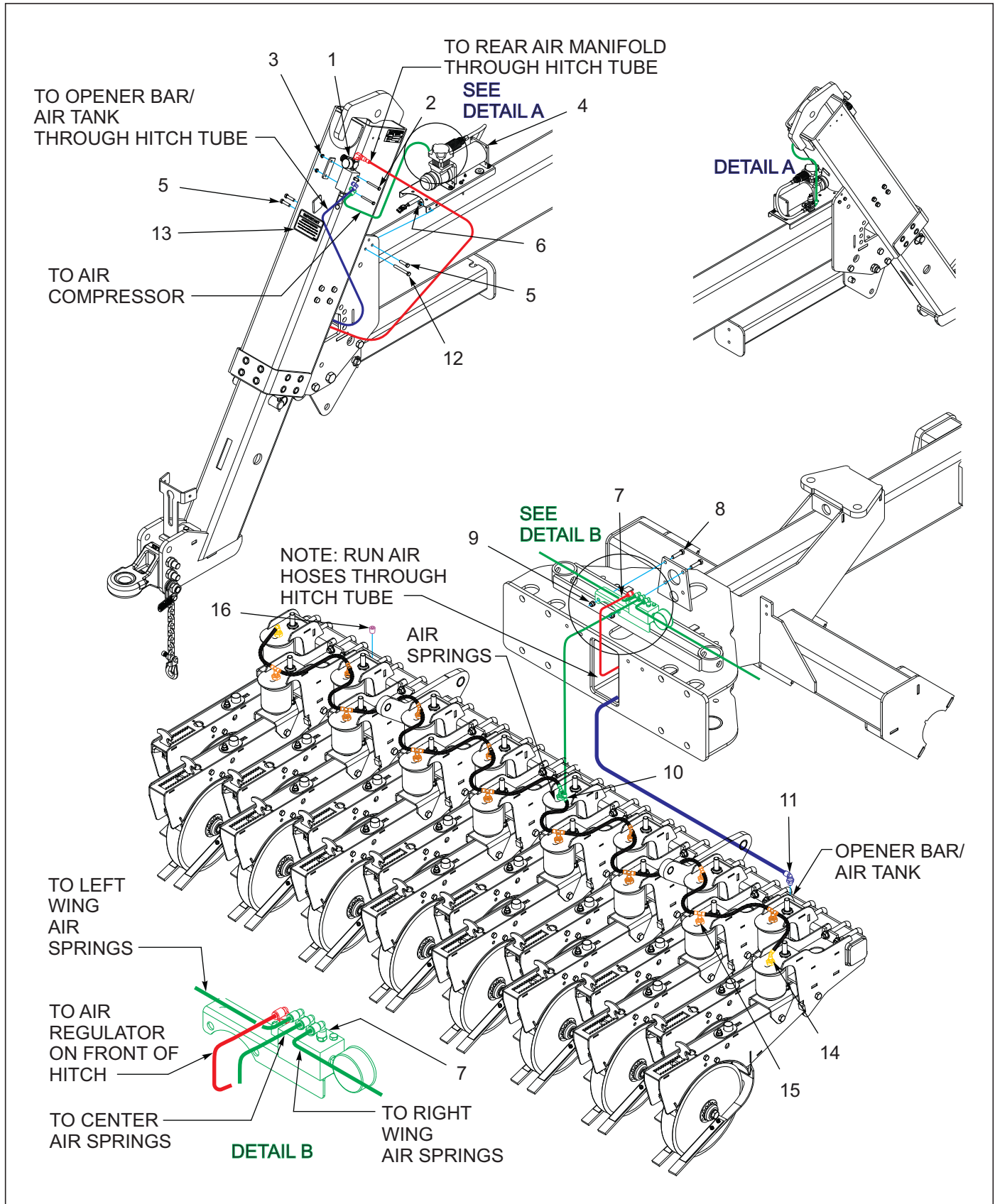


Figure 4-4: Air Opener Assembly (From 5-1-2016 to 8-3-2018)

Air Opener Assembly (From 5-1-2016 to 8-3-2018)

ITEM	PART NUMBER	DESCRIPTION	QTY.			
--	174352	AIR OPENER ASSEMBLY 30 X 7.5	*			
--	174353	AIR OPENER ASSEMBLY 30 X 10		*		
--	174354	AIR OPENER ASSEMBLY 40 X 7.5			*	
--	174355	AIR OPENER ASSEMBLY 40 X 10				*
1	194677	MANIFOLD, AIR W/REGULATOR (SEE PAGE 4-19)	1	1	1	1
2	1-654-010047-12	SCREW,HEX 1/4-20UNCX2-1/2	2	2	2	2
3	108417	NUT SPIRAL 1/4-20HX FG	2	2	2	2
4	187518	COMPRESSOR ASSY, AIR 12V (SEE PAGE 4-7)	1	1	1	1
5	1-654-010051-07	SCREW,HEX CAP,3/8-16UNCX1-1/2	3	3	3	3
6	1-512-010005-05	NUT, HEX, SLFLKG GRB 3/8-16	4	4	4	4
7	194687	MANIFOLD, AIR W/GAUGE (SEE PAGE 4-10)	1	1	1	1
8	1-654-010055-05	SCREW,HEX CAP,1/2-13UNCX2 GR5	2	2	2	2
9	1-512-010005-09	NUT,HEX,SLFLKG, 1/2-13 GRB	2	2	2	2
10	151592	UNION TEE, 1/4 OD TUBE	3	3	3	3
11	187491	MALE ELBOW, 1/4ODX1/4NPT	1	1	1	1
12	1-654-010051-13	SCREW,HX CP,3/8-16UNCX3,GR5	1	1	1	1
13	211045	DECAL, AIR SYSTEM	1	1	1	1
14	151590	MALE ELBOW, 1/4 OD X 1/8 NPT	6	6	6	6
15	151591	MALE BRANCH TEE,1/4 ODX1/8NPT	42	30	58	58
16	1-560-010002-02	PLUG, PIPE, 1/4NPT	1	1	1	1

12v Air Compressor Assembly (After 5-1-2016)

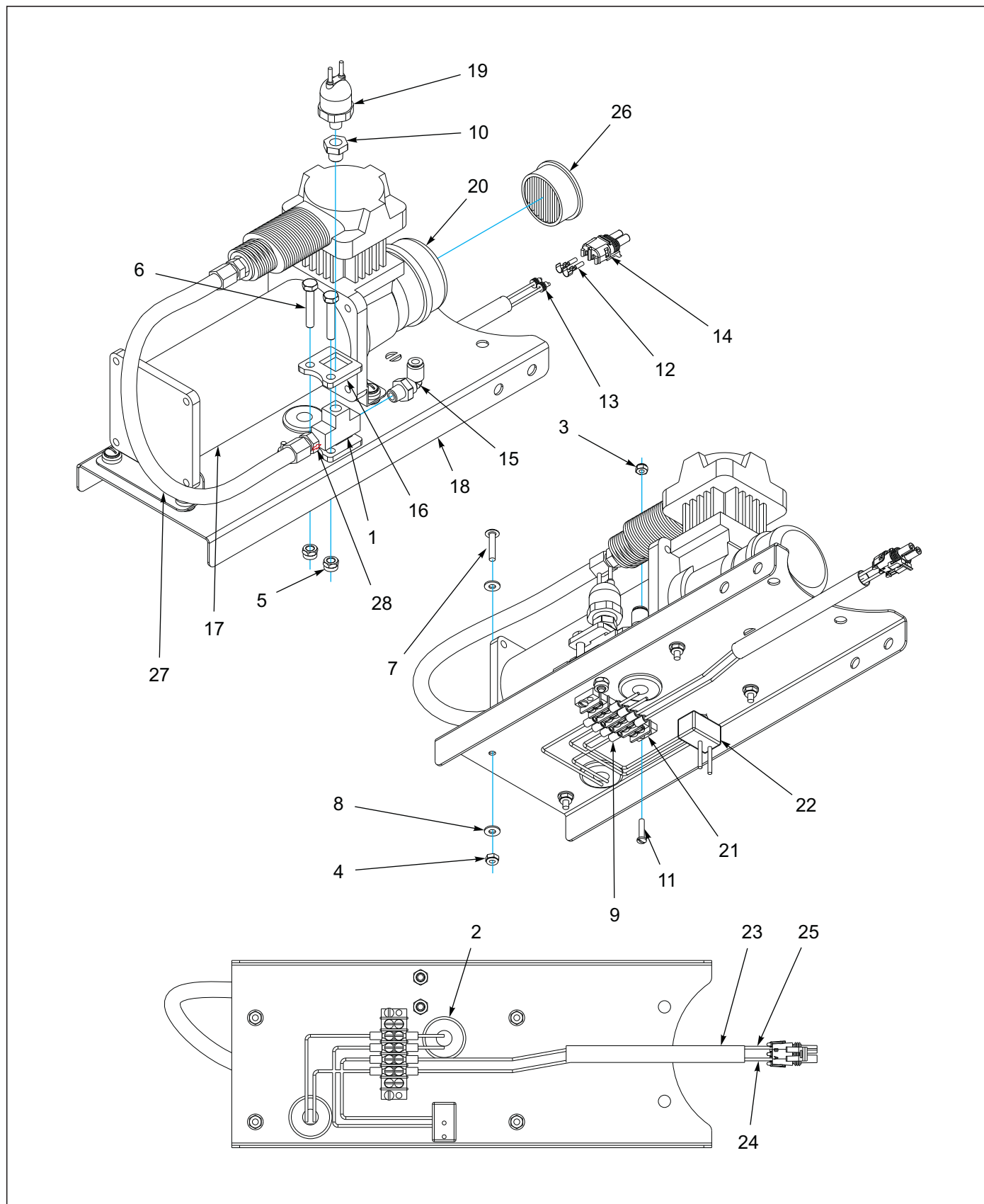


Figure 4-5: 12v Air Compressor Assembly (After 5-1-2016)

12v Air Compressor Assembly (After 5-1-2016)

ITEM	PART NUMBER	DESCRIPTION	QTY.
--	187518	COMPRESSOR ASSY, AIR 12V	
1	1-297-010009-02	FITTING,AIR,PIPE TEE 1/4	1
2	1-343-010001	GROMMET RUB 1-3/8ODX3/4IDX1/8	2
3	1-512-010003-03	NUT,HX 8-32,SLF-LKG W/NYL	2
4	1-512-010003-06	NUT,HEX,SLFLKG W/NLY 10-24	4
5	1-512-010005-01	NUT,HEX,SLFLKG GRB 1/4-20	2
6	1-654-010047-08	SCREW HX CP,1/4-20UNCX1-1/2G5	2
7	1-656-010003053	SCREW RD HD MACH 10-24X1	4
8	1-861-010032-03	WASHER, FLAT #10 ZP/CD	8
9	101552	SNAP SPADE,#6 STUD SIZE 14-16	8
10	102-0114	BUSHING,HX 1/4NPTX1/8NPT BRS	1
11	111-0600	SCREW,MACHINE-RD.HD.#8-32X3/4	2
12	139974	TERMINAL FEMALE 16-14AWG (PACKARD)	2
13	154851	SEAL, CABLE WEATHER PACK	2
14	154852	TOWER, 2-PIN WEATHER PACK	1
15	187491	MALE ELBOW, 1/4ODX1/4NPT	1
16	187519	CLAMP PLATE, TEE	2
17	187520	COMPRESSOR, AIR	1
18	187521	MOUNT, AIR COMPRESSOR	1
19	187522	SWITCH, PRESSURE SEALED	1
20	194674	FILTER, AIR	1
21	2-788-010010	TERMINAL STRIP 10-18AWG	1
22	3-272-010017	TOGGLE SWITCH SEALED SPST	1
23	160406	LOOM,1/4"BLK SPIRAL LDPE WIRE	1.5FT
24	1-879-010011	WIRE BLACK 14 AWG	2 FT
25	239-8101-14	WIRE #14 AWG RED 19STRAND	1 FT
26	194675	FILTER, ELEMENT	1
27	224573	HOSE, AIR W/CHECK VALVE	1
28	199396	VALVE, AIR CHECK	1
29	HEHM240	TUBING HEAT SHRINK 1/4" BLACK (NOT SHOWN)	.333
30	203063	KIT, HD COMPRESSOR W/O WIRING (NOT SHOWN) (USE TO REPLACE 154850 COMPRESSOR ASSEMBLY)	1

Air Manifold W/Regulator Assembly (After 5-1-2016 to 11-6-2020)

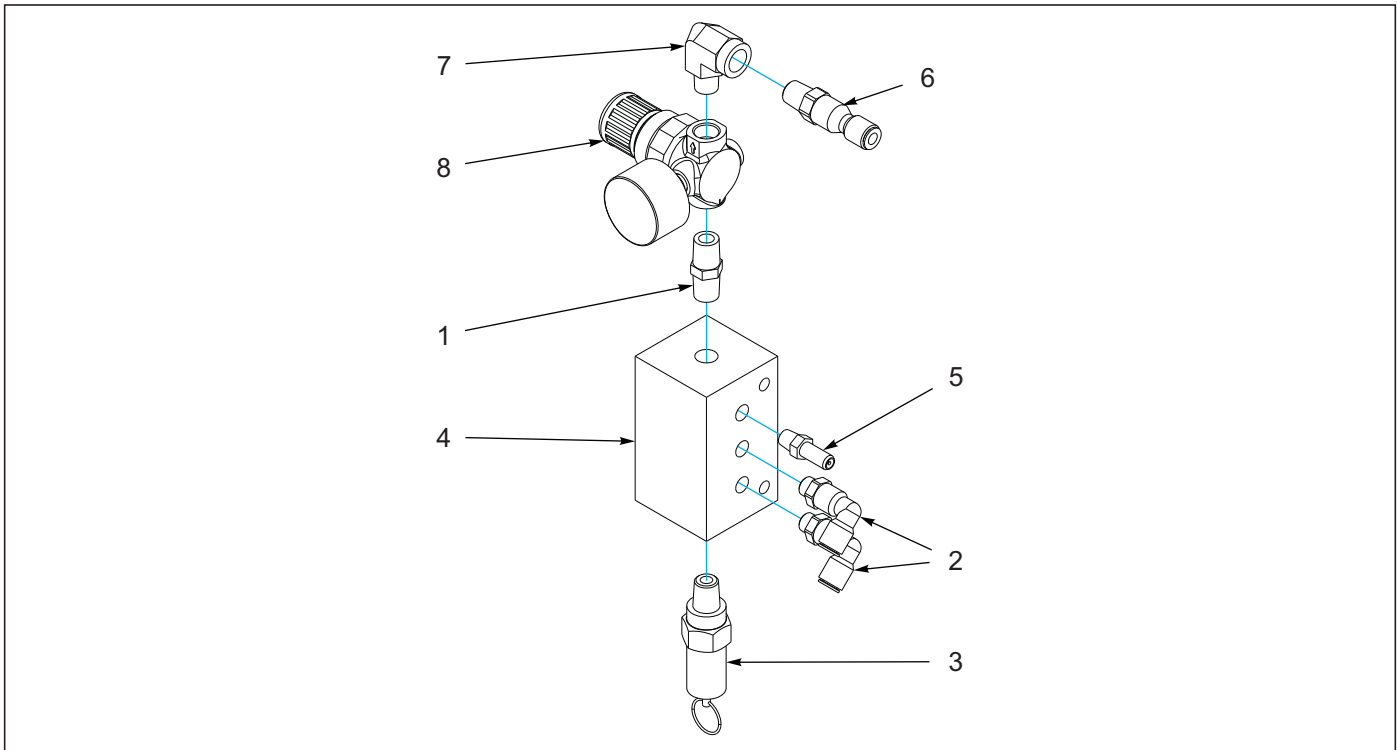


Figure 4-6: Air Manifold W/Regulator Assembly (After 5-1-2016 to 11-6-2020)

Air Manifold W/Regulator Assembly (After 5-1-2016 to 11-6-2020)

ITEM	PART NUMBER	DESCRIPTION	QTY.
--	194677	MANIFOLD, AIR W/REGULATOR	
1	1-297-010019-03	FITTING,BRASS,HEX 1/4X1/4	1
2	151590	MALE ELBOW, 1/4 OD X 1/8 NPT	2
3	151595	VALVE, AIR RELIEF	1
4	151604	MANIFOLD, AIR	1
5	151610	VALVE, SCHRADER AIR 1/8-27NPT	1
6	153826	VALVE, AIR CHECK	1
7	159951	ELBOW, BRASS STREET 1/4NPT	1
8	194676	REGULATOR, AIR 100PSI 1/4NPT	1

Air Manifold W/Regulator Assembly (After 5-1-2016 to 8-3-2018)

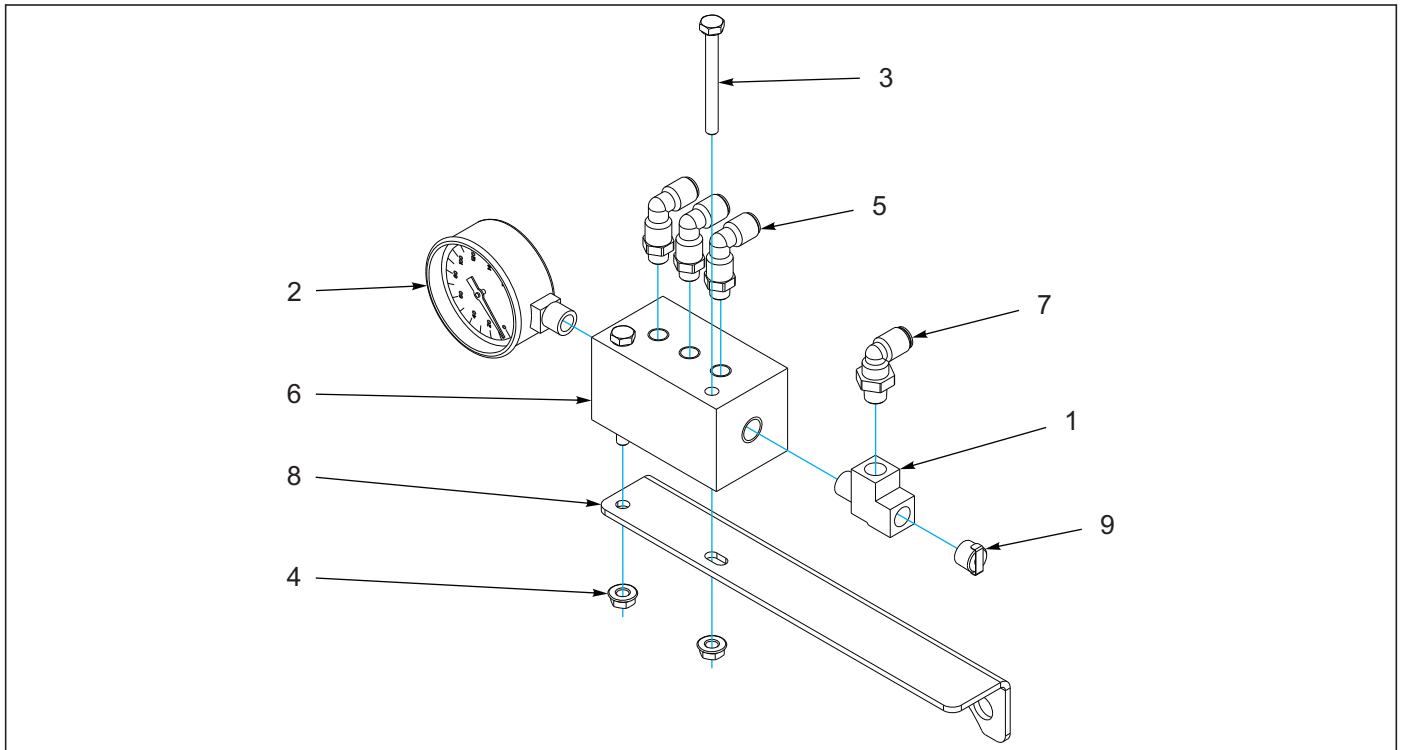


Figure 4-7: Air Manifold W/Regulator Assembly (After 5-1-2016 to 8-3-2018)

Air Manifold W/Regulator Assembly (After 5-1-2016 to 8-3-2018)

ITEM	PART NUMBER	DESCRIPTION	QTY.
--	194687	MANIFOLD, AIR W/GAUGE	
1	1-297-010018-02	FITTING 1/4,BRASS PIPE,ST TEE	1
2	1-323-010008	GAUGE, PRESSURE, 0-160 PSI	1
3	1-654-010047-12	SCREW,HEX 1/4-20UNCX2-1/2	2
4	108417	NUT SPIRAL 1/4-20HX FG	2
5	151590	MALE ELBOW, 1/4 OD X 1/8 NPT	3
6	151604	MANIFOLD, AIR	1
7	187491	MALE ELBOW, 1/4ODX1/4NPT	1
8	187492	MOUNT, AIR MANIFOLD	1
9	56D4	COCK,DRAIN AIR TANK VEL036019	1

Air Opener Assembly (After 8-3-2018 to 11-6-2020)

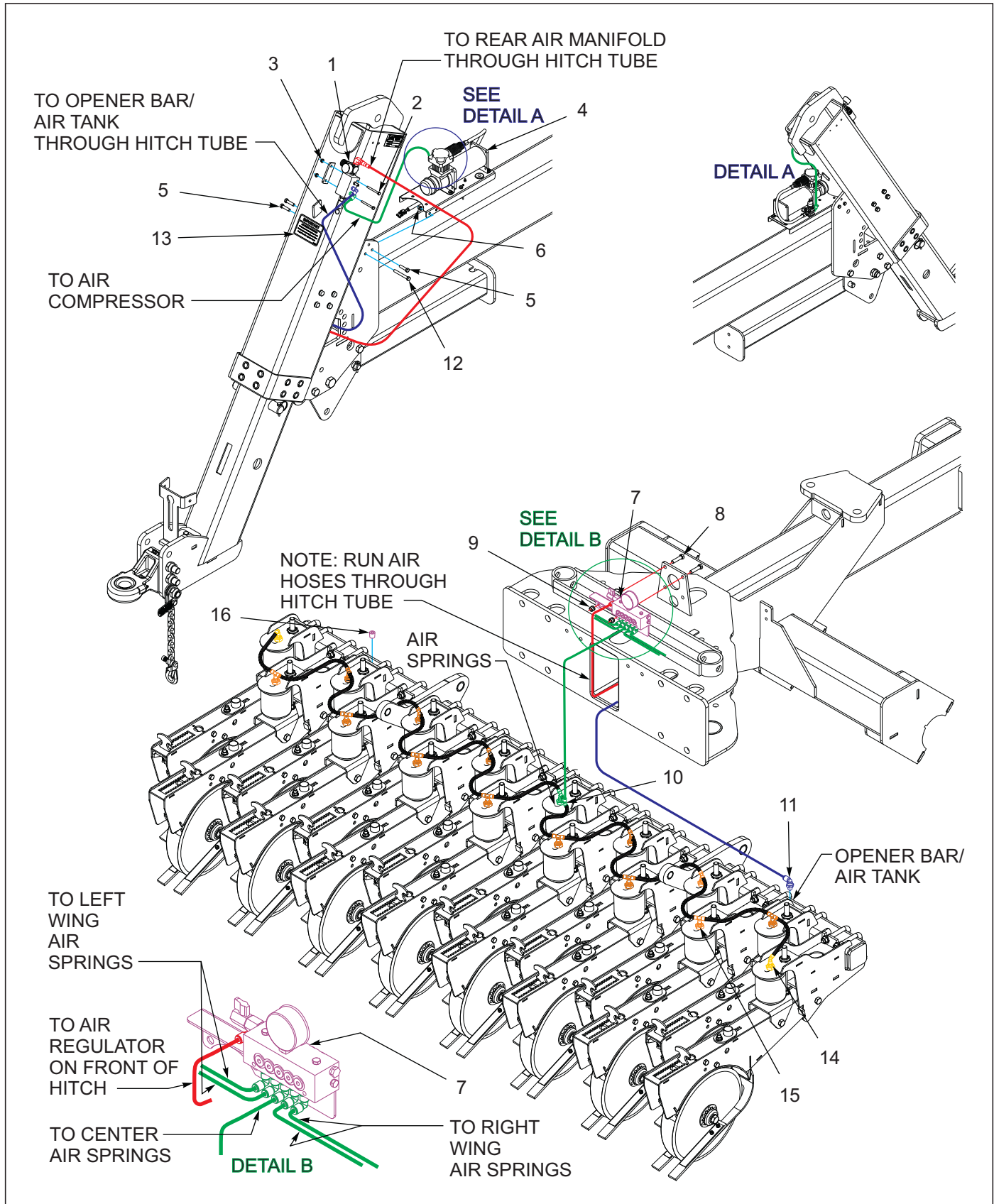


Figure 4-8: Air Opener Assembly (After 8-3-2018 to 11-6-2020)

Air Opener Assembly (After 8-3-2018 to 11-6-2020)

ITEM	PART NUMBER	DESCRIPTION	QTY.			
--	174352	AIR OPENER ASSEMBLY 30 X 7.5	*			
--	174353	AIR OPENER ASSEMBLY 30 X 10		*		
--	174354	AIR OPENER ASSEMBLY 40 X 7.5			*	
--	174355	AIR OPENER ASSEMBLY 40 X 10				*
1	194677	MANIFOLD, AIR W/REGULATOR (SEE PAGE 4-9)	1	1	1	1
2	1-654-010047-12	SCREW,HEX 1/4-20UNCX2-1/2	2	2	2	2
3	108417	NUT SPIRAL 1/4-20HX FG	2	2	2	2
4	187518	COMPRESSOR ASSY, AIR 12V (SEE PAGE 4-7)	1	1	1	1
5	1-654-010051-07	SCREW,HEX CAP,3/8-16UNCX1-1/2	3	3	3	3
6	1-512-010005-05	NUT, HEX, SLFLKG GRB 3/8-16	4	4	4	4
7	201788	MANIFOLD ASSY, CHECK VLV 3PRT (SEE PAGE 4-13)	1	1	--	--
7	213953	MANIFOLD ASSY, CHECK 3 PORT (SEE PAGE 4-13)	1	1	--	--
7	193598	MANIFOLD, CHECK VALVE ASSY (SEE PAGE 4-15)	--	--	1	1
7	213954	MANIFOLD ASSY, CHECK 5 PORT (SEE PAGE 4-15)	--	--	1	1
8	1-654-010055-05	SCREW,HEX CAP,1/2-13UNCX2 GR5	2	2	2	2
9	1-512-010005-09	NUT,HEX,SLFLKG, 1/2-13 GRB	2	2	2	2
10	151592	UNION TEE, 1/4 OD TUBE	3	3	3	3
11	187491	MALE ELBOW, 1/4ODX1/4NPT	1	1	1	1
12	1-654-010051-13	SCREW,HX CP,3/8-16UNCX3,GR5	1	1	1	1
13	211045	DECAL, AIR SYSTEM	1	1	1	1
14	151590	MALE ELBOW, 1/4 OD X 1/8 NPT	6	6	6	6
15	151591	MALE BRANCH TEE,1/4 ODX1/8NPT	42	30	58	58
16	1-560-010002-02	PLUG, PIPE, 1/4NPT	1	1	1	1

Air Manifold Assembly 5531-30'

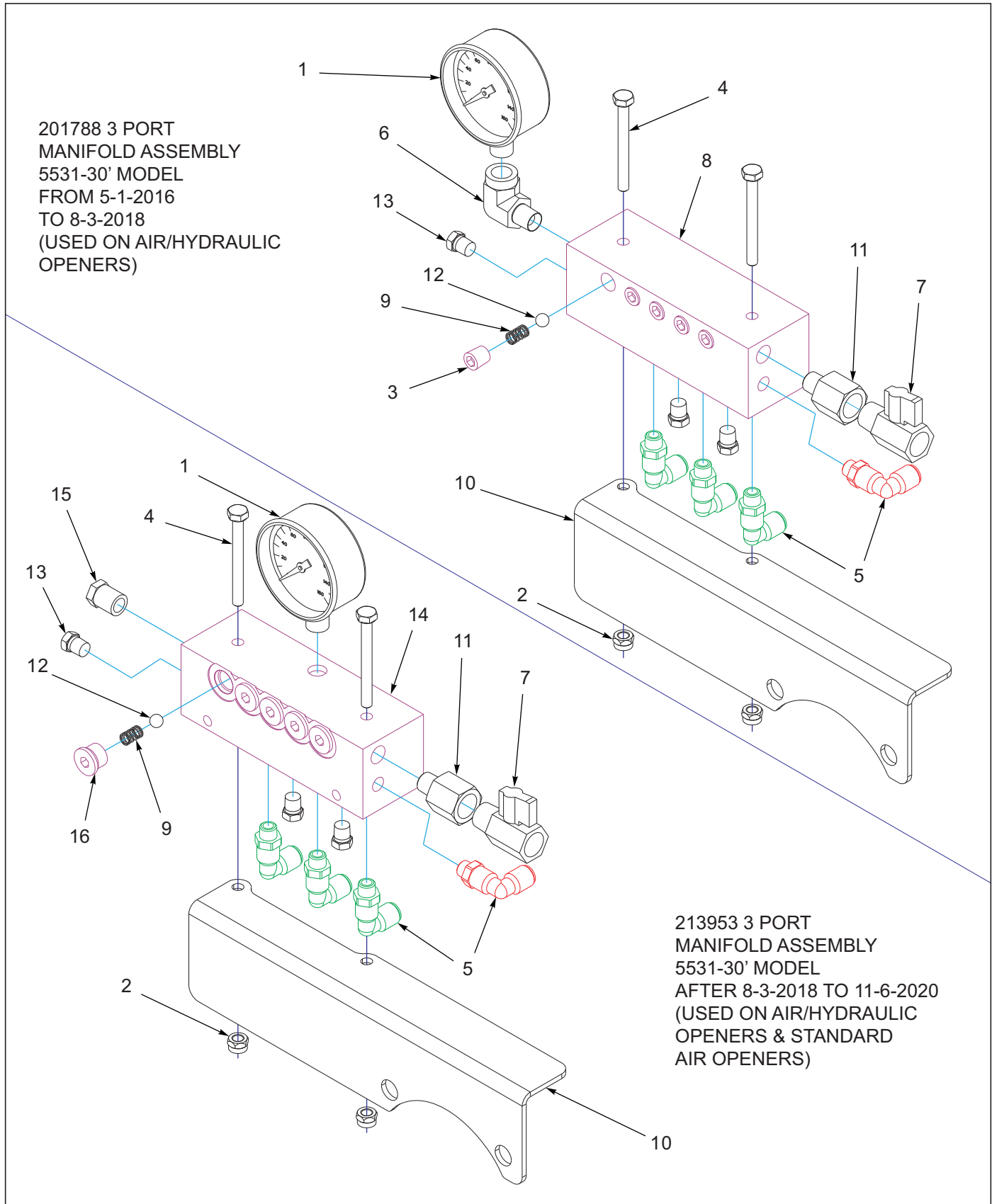


Figure 4-9: Air Manifold Assembly 5531-30'

Air Manifold Assembly 5531-30'

ITEM	PART NUMBER	DESCRIPTION	QTY.	
--	201788	MANIFOLD ASSY, CHECK VLV 3PRT (FROM 5-1-2016 TO 8-3-2018)	*	
--	213953	MANIFOLD ASSY, CHECK 3 PORT (AFTER 8-3-2018)		*
1	1-323-010008	GAUGE, PRESSURE, 0-160 PSI	1	1
2	1-512-010005-01	NUT,HEX,SLFLKG GRB 1/4-20	2	2
3	1-560-010002-02	PLUG, PIPE, 1/4NPT	10	--
4	1-654-010047-12	SCREW,HEX 1/4-20UNCX2-1/2	2	2
5	151590	MALE ELBOW, 1/4 OD X 1/8 NPT	4	4
6	159951	ELBOW, BRASS STREET 1/4NPT	1	--
7	163578	VALVE MINI BALL AIR 3/8NPT	1	1
8	193599	MANIFOLD, CHECK VALVE	1	--
9	194604	SPRING, COMPRESSION .30ODX1/2L	10	10
10	194605	MOUNT, AIR MANIFOLD	1	1
11	2040-4-6S	REDUCER 1/4-18 TO 3/8-18	1	1
12	215972	BALL, CHECK VALVE	10	10
13	40K2	PLUG, PIPE 1/8-27NPT HEX HD	3	3
14	213955	MANIFOLD, CHECK VALVE	--	1
15	1-297-010033-02	FTG, BRASS PLUG HEX 1/4NPT	--	1
16	148988	PLUG SAE M O-RING BOSS HX SKT	--	10

Air Manifold Assembly 5531-40'

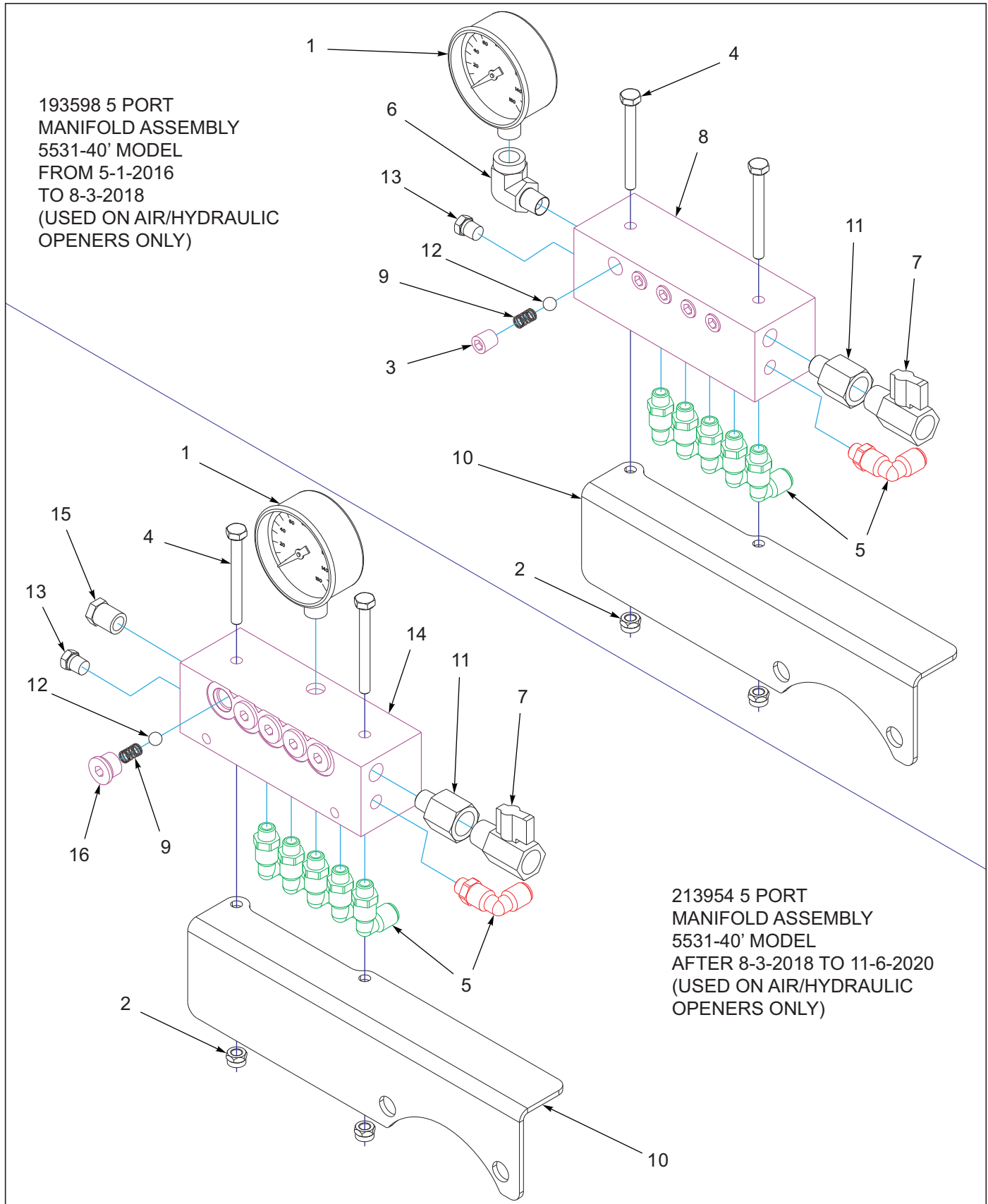


Figure 4-10: Air Manifold Assembly 5531-40'

Air Manifold Assembly 5531-40'

ITEM	PART NUMBER	DESCRIPTION	QTY.	
--	193598	MANIFOLD, CHECK VALVE ASSY (FROM 5-1-2016 TO 8-3-2018)	*	
--	213954	MANIFOLD ASSY, CHECK 5 PORT (AFTER 8-3-2018)		*
1	1-323-010008	GAUGE, PRESSURE, 0-160 PSI	1	1
2	1-512-010005-01	NUT,HEX,SLFLKG GRB 1/4-20	2	2
3	1-560-010002-02	PLUG, PIPE, 1/4NPT	10	--
4	1-654-010047-12	SCREW,HEX 1/4-20UNCX2-1/2	2	2
5	151590	MALE ELBOW, 1/4 OD X 1/8 NPT	6	6
6	159951	ELBOW, BRASS STREET 1/4NPT	1	--
7	163578	VALVE MINI BALL AIR 3/8NPT	1	1
8	193599	MANIFOLD, CHECK VALVE	1	--
9	194604	SPRING, COMPRESSION .30ODX1/2L	10	10
10	194605	MOUNT, AIR MANIFOLD	1	1
11	2040-4-6S	REDUCER 1/4-18 TO 3/8-18	1	1
12	215972	BALL, CHECK VALVE	10	10
13	40K2	PLUG, PIPE 1/8-27NPT HEX HD	1	1
14	213955	MANIFOLD, CHECK VALVE	--	1
15	1-297-010033-02	FTG, BRASS PLUG HEX 1/4NPT	--	1
16	148988	PLUG SAE M O-RING BOSS HX SKT	--	10

Air Opener Assembly (After 11-6-2020)

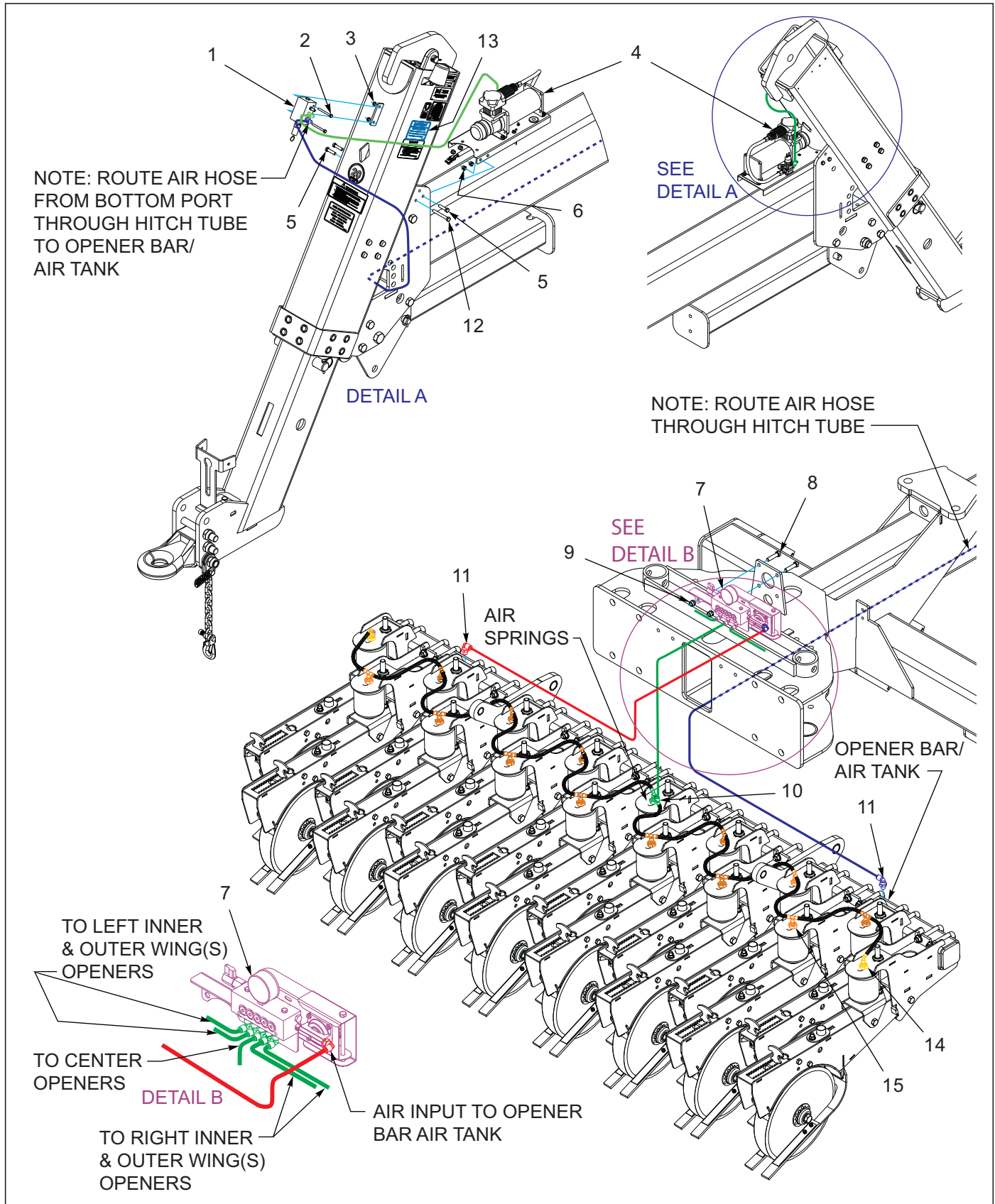


Figure 4-11: Air Opener Assembly (After 11-6-2020)

Air Opener Assembly (After 11-6-2020)

ITEM	PART NUMBER	DESCRIPTION	QTY.	
--	174352	AIR OPENER ASSEMBLY 30 X 7.5	*	
--	174353	AIR OPENER ASSEMBLY 30 X 10	*	
--	174354	AIR OPENER ASSEMBLY 40 X 7.5		*
--	174355	AIR OPENER ASSEMBLY 40 X 10		*
1	231480	MANIFOLD, AIR RELIEF ASSY (SEE PAGE 4-19)	1	1
2	1-654-010047-12	SCREW,HEX 1/4-20UNCX2-1/2	2	2
3	108417	NUT SPIRAL 1/4-20HX FG	2	2
4	187518	COMPRESSOR ASSY, AIR 12V (SEE PAGE 4-7)	1	1
5	1-654-010051-07	SCREW,HEX CAP,3/8-16UNCX1-1/2	3	3
6	1-512-010005-05	NUT, HEX, SLFLKG GRB 3/8-16	4	4
7	229762	MANIFOLD ASSY, CHECK 3 PORT (SEE PAGE 4-21)	1	--
7	229763	MANIFOLD ASSY, CHECK 5 PORT (SEE PAGE 4-23)	--	1
8	1-654-010055-05	SCREW,HEX CAP,1/2-13UNCX2 GR5	2	2
9	1-512-010005-09	NUT,HEX,SLFLKG, 1/2-13 GRB	2	2
10	151592	UNION TEE, 1/4 OD TUBE	3	3
11	187491	MALE ELBOW, 1/4ODX1/4NPT	2	2
12	1-654-010051-13	SCREW,HX CP,3/8-16UNCX3,GR5	1	1
13	211045	DECAL, AIR SYSTEM	1	1
14	151590	MALE ELBOW, 1/4 OD X 1/8 NPT	6	6
15	151591	MALE BRANCH TEE,1/4 ODX1/8NPT	58	58

Air Relief Manifold Assembly (After 11-6-2020)

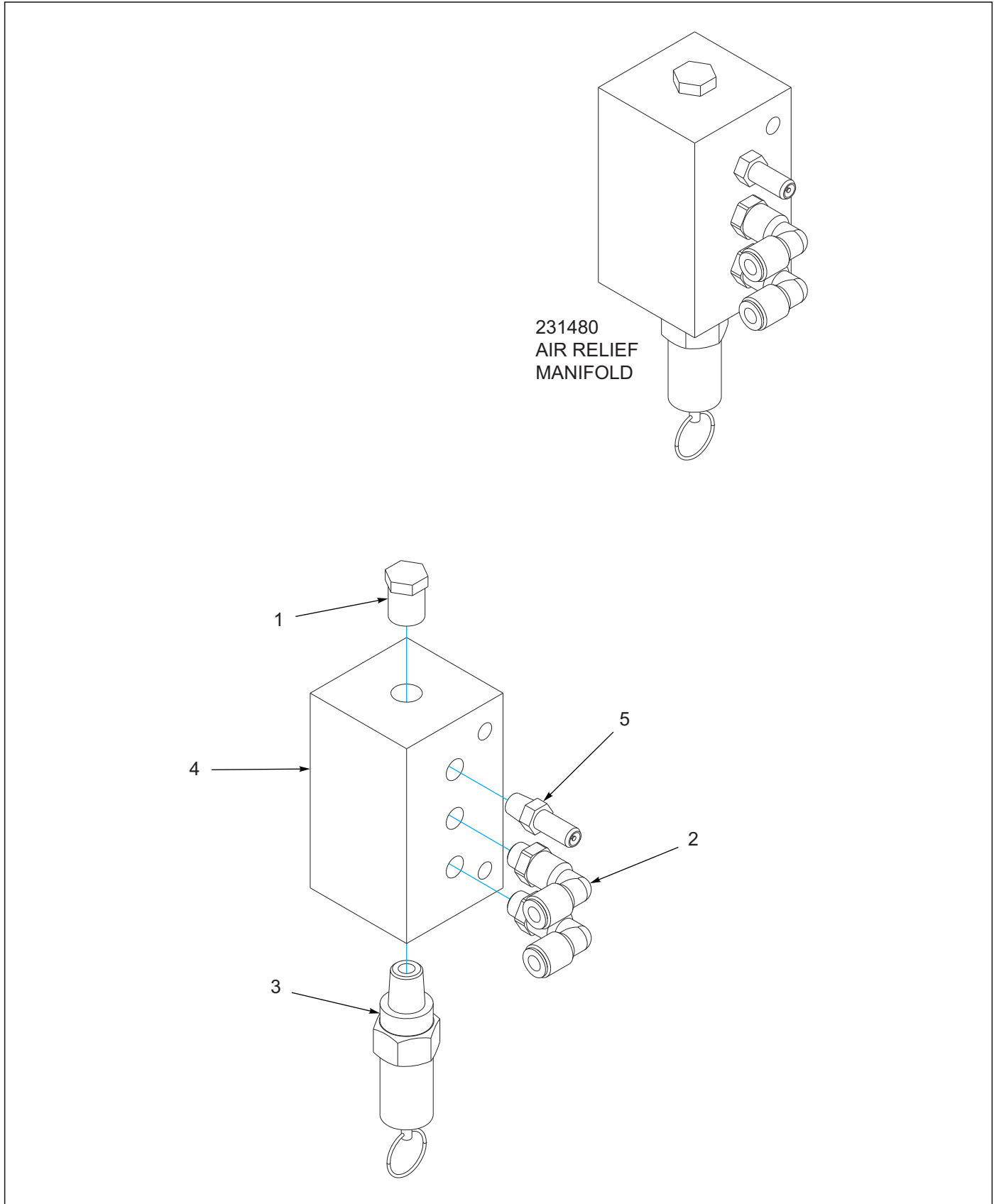


Figure 4-12: Air Relief Manifold Assembly (After 11-6-2020)

Air Relief Manifold Assembly (After 11-6-2020)

ITEM	PART NUMBER	DESCRIPTION	QTY.
--	231480	MANIFOLD, AIR RELIEF ASSY	
1	1-297-010033-02	FTG, BRASS PLUG HEX 1/4NPT	1
2	151590	MALE ELBOW, 1/4 OD X 1/8 NPT	2
3	151595	VALVE, AIR RELIEF	1
4	151604	MANIFOLD, AIR	1
5	151610	VALVE, SCHRADER AIR 1/8-27NPT	1

Air Manifold Assembly 5531-30' (After 11-6-2020)

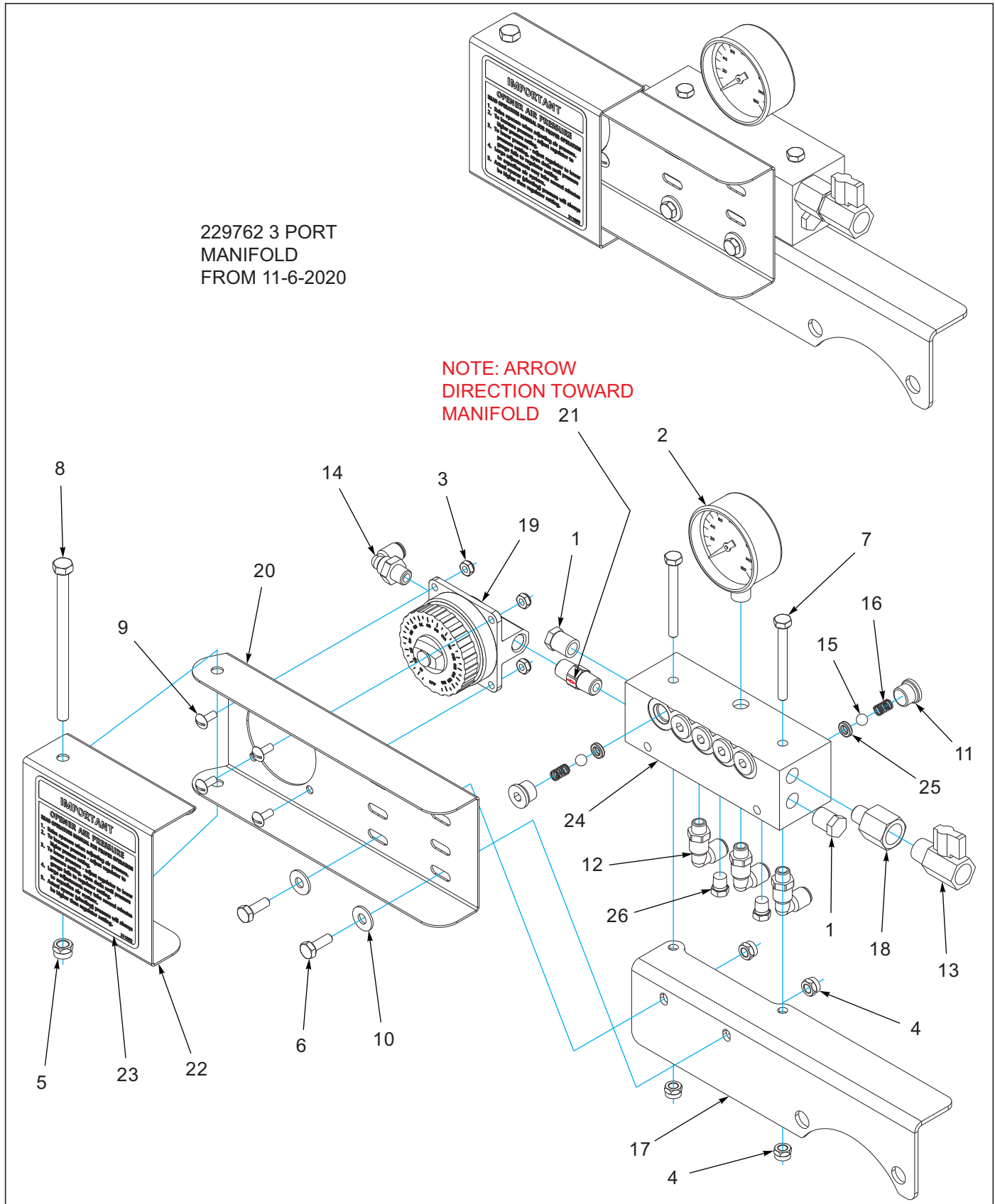


Figure 4-13: Air Manifold Assembly 5531-30' (After 11-6-2020)

Air Manifold Assembly 5531-30' (After 11-6-2020)

ITEM	PART NUMBER	DESCRIPTION	QTY.
--	229762	MANIFOLD ASSY, CHECK 3 PORT	
1	1-297-010033-02	FTG, BRASS PLUG HEX 1/4NPT	2
2	1-323-010008	GAUGE, PRESSURE, 0-160 PSI	1
3	1-512-010003-05	NUT HEX SLFLKG W/NYL 10-32	4
4	1-512-010005-01	NUT,HEX,SLFLKG GRB 1/4-20	4
5	1-512-010005-03	NUT HEX SLFLKG GRB 5/16-18	1
6	1-654-010047-04	SCREW,HEX CAP,1/4-20X3/4 GR5	2
7	1-654-010047-12	SCREW,HEX 1/4-20UNCX2-1/2	2
8	1-654-010049-19	SCREW,HEX CP,5/16-18UNCX5 GR5	1
9	1-656-010003076	SCREW,RD HD MACH 10-32X1/2	4
10	1-861-010032-07	WASHER,FLAT 1/4 ZP	4
11	148988	PLUG SAE M O-RING BOSS HX SKT	10
12	151590	MALE ELBOW, 1/4 OD X 1/8 NPT	3
13	163578	VALVE MINI BALL AIR 3/8NPT	1
14	187491	MALE ELBOW, 1/4ODX1/4NPT	1
15	194603	BALL, CHECK VALVE	10
16	194604	SPRING, COMPRESSION .30ODX1/2L	10
17	194605	MOUNT, AIR MANIFOLD	1
18	2040-4-6S	REDUCER 1/4-18 TO 3/8-18	1
19	211062	REGULATOR, W/DIAL	1
20	211079	MOUNT, REGULATOR	1
21	211080	VALVE, IN-LINE CHECK 1/4MNPT	1
22	211081	COVER, REGULATOR	1
23	211082	DECAL, AIR PRESSURE	1
24	229764	MANIFOLD, CHECK VALVE	1
25	229765	O-RING, X-PROFILE DASH 108	10
26	40K2	PLUG, PIPE 1/8-27NPT HEX HD	2

Air Manifold Assembly 5531-40' (After 11-6-2020)

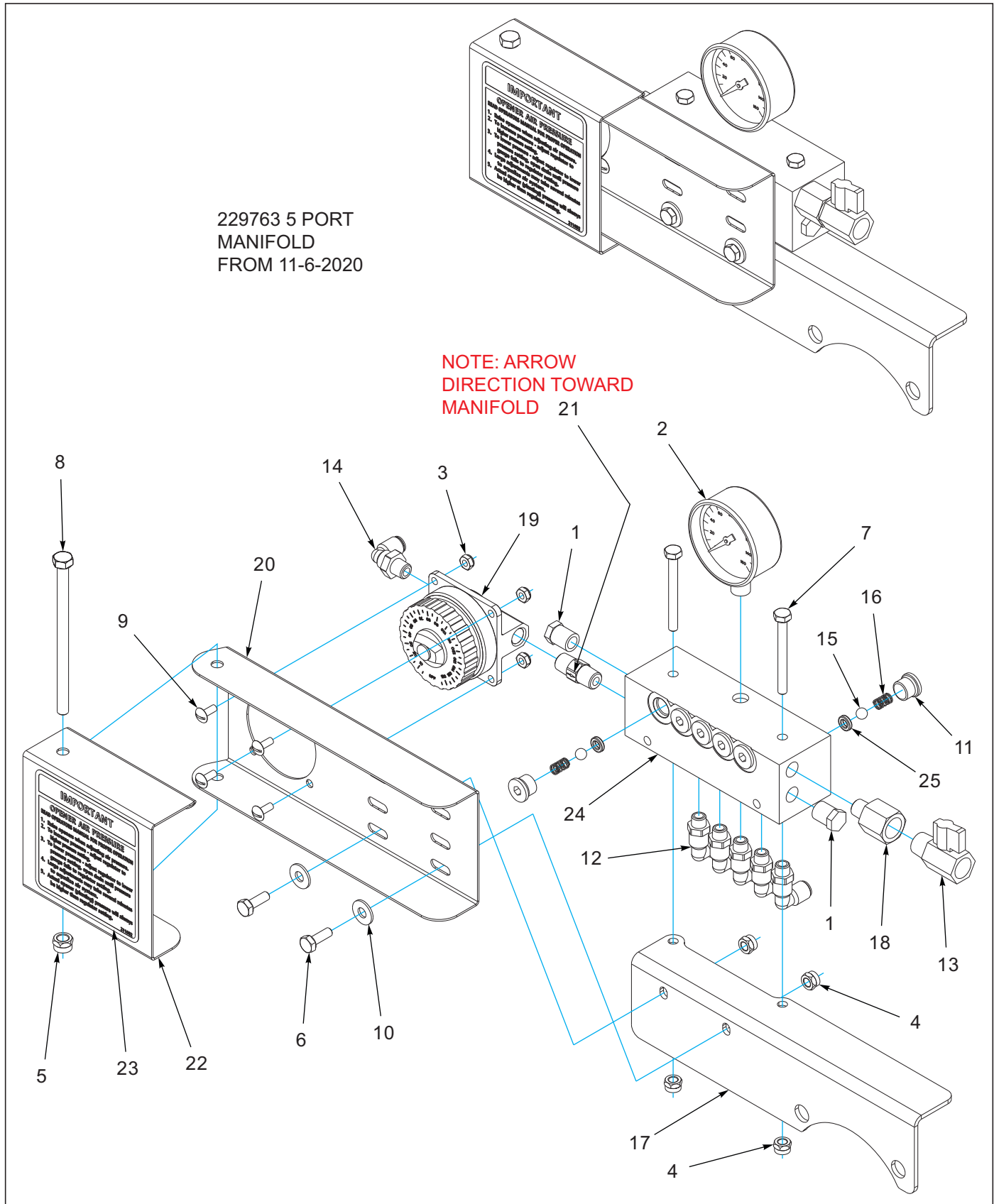


Figure 4-14: Air Manifold Assembly 5531-40' (After 11-6-2020)

Air Manifold Assembly 5531-40' (After 11-6-2020)

ITEM	PART NUMBER	DESCRIPTION	QTY.
--	229763	MANIFOLD ASSY, CHECK 5 PORT	
1	1-297-010033-02	FTG, BRASS PLUG HEX 1/4NPT	2
2	1-323-010008	GAUGE, PRESSURE, 0-160 PSI	1
3	1-512-010003-05	NUT HEX SLFLKG W/NYL 10-32	4
4	1-512-010005-01	NUT,HEX,SLFLKG GRB 1/4-20	4
5	1-512-010005-03	NUT HEX SLFLKG GRB 5/16-18	1
6	1-654-010047-04	SCREW,HEX CAP,1/4-20X3/4 GR5	2
7	1-654-010047-12	SCREW,HEX 1/4-20UNCX2-1/2	2
8	1-654-010049-19	SCREW,HEX CP,5/16-18UNCX5 GR5	1
9	1-656-010003076	SCREW,RD HD MACH 10-32X1/2	4
10	1-861-010032-07	WASHER,FLAT 1/4 ZP	4
11	148988	PLUG SAE M O-RING BOSS HX SKT	10
12	151590	MALE ELBOW, 1/4 OD X 1/8 NPT	5
13	163578	VALVE MINI BALL AIR 3/8NPT	1
14	187491	MALE ELBOW, 1/4ODX1/4NPT	1
15	194603	BALL, CHECK VALVE	10
16	194604	SPRING, COMPRESSION .30ODX1/2L	10
17	194605	MOUNT, AIR MANIFOLD	1
18	2040-4-6S	REDUCER 1/4-18 TO 3/8-18	1
19	211062	REGULATOR, W/DIAL	1
20	211079	MOUNT, REGULATOR	1
21	211080	VALVE, IN-LINE CHECK 1/4MNPT	1
22	211081	COVER, REGULATOR	1
23	211082	DECAL, AIR PRESSURE	1
24	229764	MANIFOLD, CHECK VALVE	1
25	229765	O-RING, X-PROFILE DASH 108	10

Air Opener Assembly

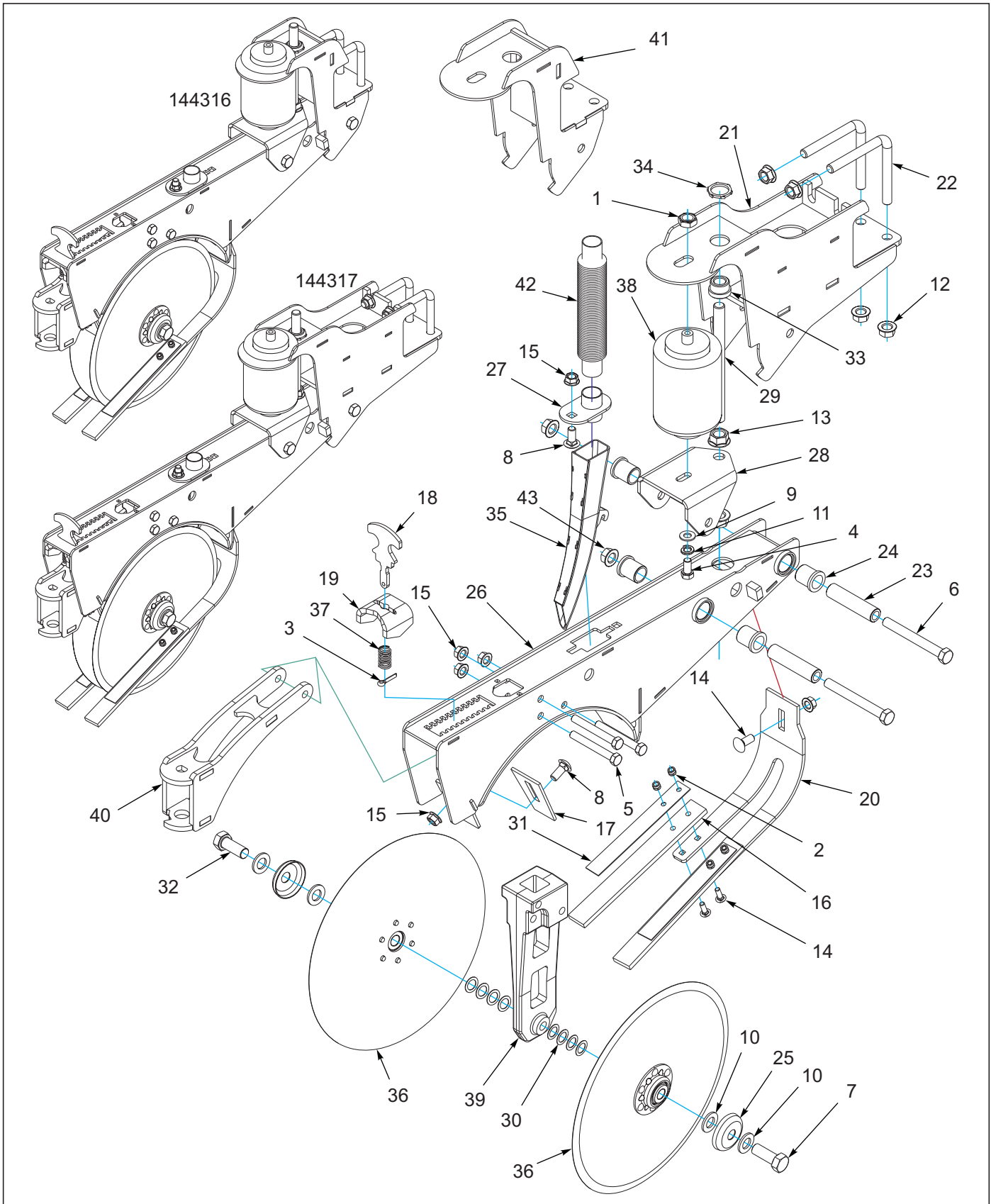


Figure 4-15: Air Opener Assembly

Air Opener Assembly

ITEM	PART NUMBER	DESCRIPTION	QTY.
--	144316	AIR OPENER ASSEMBLY, SHORT	
--	144317	AIR OPENER ASSEMBLY, LONG	
1	1-511-010002-08	NUT, HEX JAM 3/4-16 GRB	1
2	1-512-010005-03	NUT, HEX LOCK 5/16-18 GRB	4
3	1-557-010362-59	PIN, COTTER 1/4 X 1	1
4	1-654-010055-01	SCREW, HEX HEAD CAP 1/2-13 X 1 GR5	1
5	1-654-010055-13	SCREW, HEX HEAD CAP 1/2-13 X 4 GR5	3
6	1-654-010059-16	SCREW, HEX HEAD CAP 5/8-11 X 5-1/2	2
7	1-654-010061-05	SCREW, HEX HEAD CAP 3/4-10 X 2 GR5	1
8	1-654-010070-02	SCREW, RD HEAD SQ NECK 1/2-13 X 1-1/4	3
9	1-861-010032-14	WASHER, FLAT 1/2N	1
10	1-861-010032-20	WASHER, FLAT 3/4N	4
11	1-861-010034-13	WASHER, SPLIT LOCK 1/2	1
12	100827	NUT, FLANGE HEAD SERRATED 5/8-11	6
13	103841	NUT, FLANGE PREVAILING TORQUE 3/4-10	2
14	104031	SCREW, RD HEAD SQ NECK 5/16-18 X 1 GR5	4
15	1-510-010003-09	NUT, FLANGE HEAD SERRATED 1/2-13	6
16	143904	STRIP, SOIL	2
17	143910	SCRAPER, OPENER	1
18	143915	HANDLE, PRESS WHEEL ADJ	1
19	143924	STOP, PRESS WHEEL ADJ	1
20	143937	BRACKET, SOIL STRIP	1
21	143963	MOUNT, OPENER LONG	1
22	143966	L-BOLT, 5/8 X 5-1/2 X 5-1/2	2
23	143971	BUSHING, OPENER CLAMP	2
24	144264	BEARING, FLANGE 1"	4
25	144266	COVER, OPENER DUST	2
26	144275	ARM, OPENER	1
27	144328	TUBE, SEED	1
28	144331	PIVOT, AIR SPRING	1
29	144332	ROD, GUIDE	1
30	144335	SHIM, STEEL	8
31	144336	STRIP, SOIL BACKING	2
32	144337	SCREW, HEX HEAD CAP LH 3/4-10 X 2 GR5	1
33	144348	BUSHING, GUIDE ROD	1
34	144349	LOCKNUT, 1" CONDUIT	1
35	151543	TUBE, SEED	1
36	143880	DISC BLADE ASSEMBLY 15.8 X 138	2
37	143898	SPRING, COMPRESSION, 2-1/2	1
38	144237	SPRING, AIR 4.1 DIA	1
39	144324	BAR, CASTING OPENER	1
40	143920	SWIVEL, PRESSWHEEL	1
41	143962	MOUNT, OPENER SHORT	1
42	172739	HOSE, SEED TUBE	1
43	29SFFL 5811	NUT,FLANGE HEAD LOCK5/8-11UNC	2

Press Wheel Assembly - Air Opener

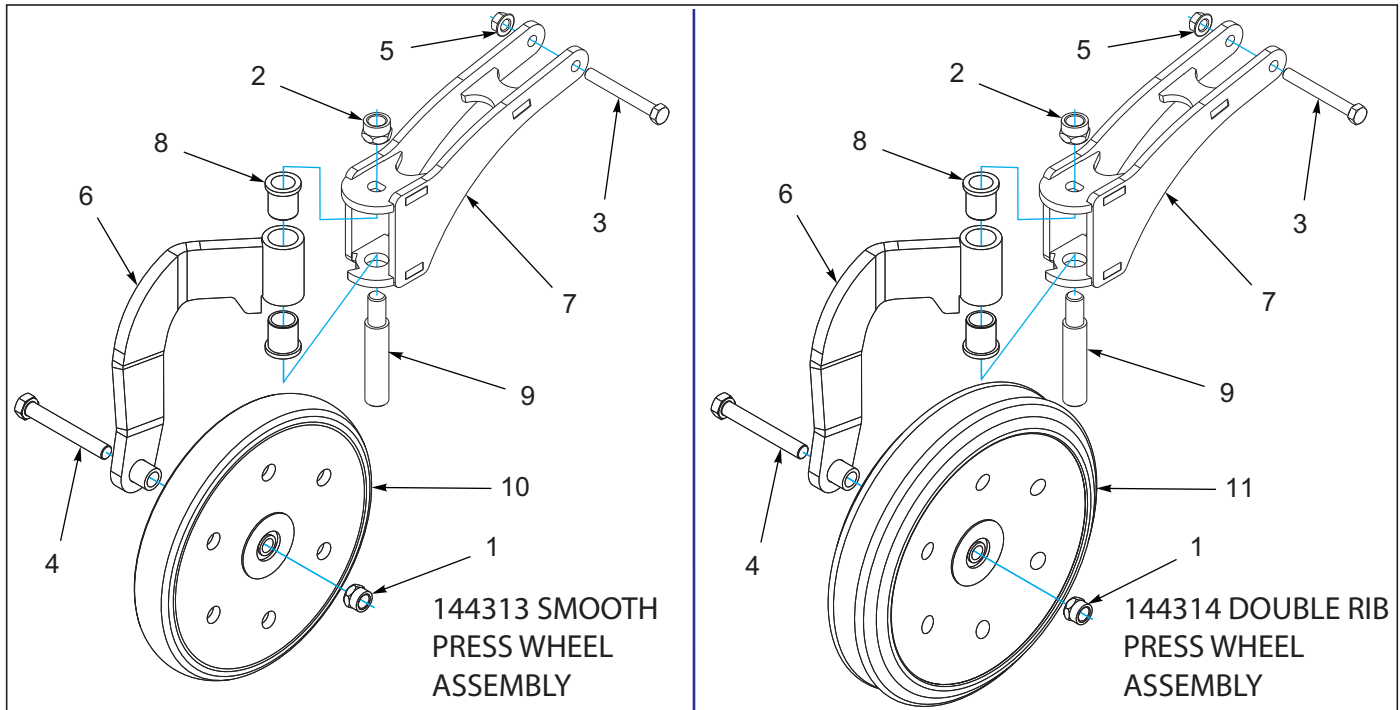


Figure 4-16: Smooth Press Wheel Assembly - Air Opener

Press Wheel Assembly - Air Opener

ITEM	PART NUMBER	DESCRIPTION	QTY.
--	144313	PRESSWHEEL ASSY 2X13 SMOOTH (ITEMS 1, 4, 6, 8, 9, 10)	
--	144314	PRESSWHEEL ASSY 3X13DOUBLE RIB (ITEMS 1, 4, 6, 8, 9, 11)	
1	1-512-010005-13	NUT,HEX SLFLKG GRB 5/8-11	1
2	1-512-010005-15	NUT,HEX,SLFLKG GRB 3/4-10	1
3	1-654-010055-13	SCREW,HEX CAP,1/2-13UNCX4 GR5	1
4	1-654-010059-14	SCREW HX CP,5/8-11UNCX4-1/2G5	1
5	1-510-010003-09	NUT,1/2-13 FLANGE HD,SERRATED	1
6	143906	ARM, PRESSWHEEL WLDMT	1
7	143920	SWIVEL, PRESSWHEEL WLDMT	1
8	144264	BEARING, FLANGE 1"	2
9	151530	PIN, PRESSWHEEL ARM	1
10	144271	PRESS WHEEL, 2X13 SMOOTH	1
11	144272	PRESS WHEEL, 3X13 DOUBLE RIB	1

Spring Opener Assemblies

Spring Opener Assembly

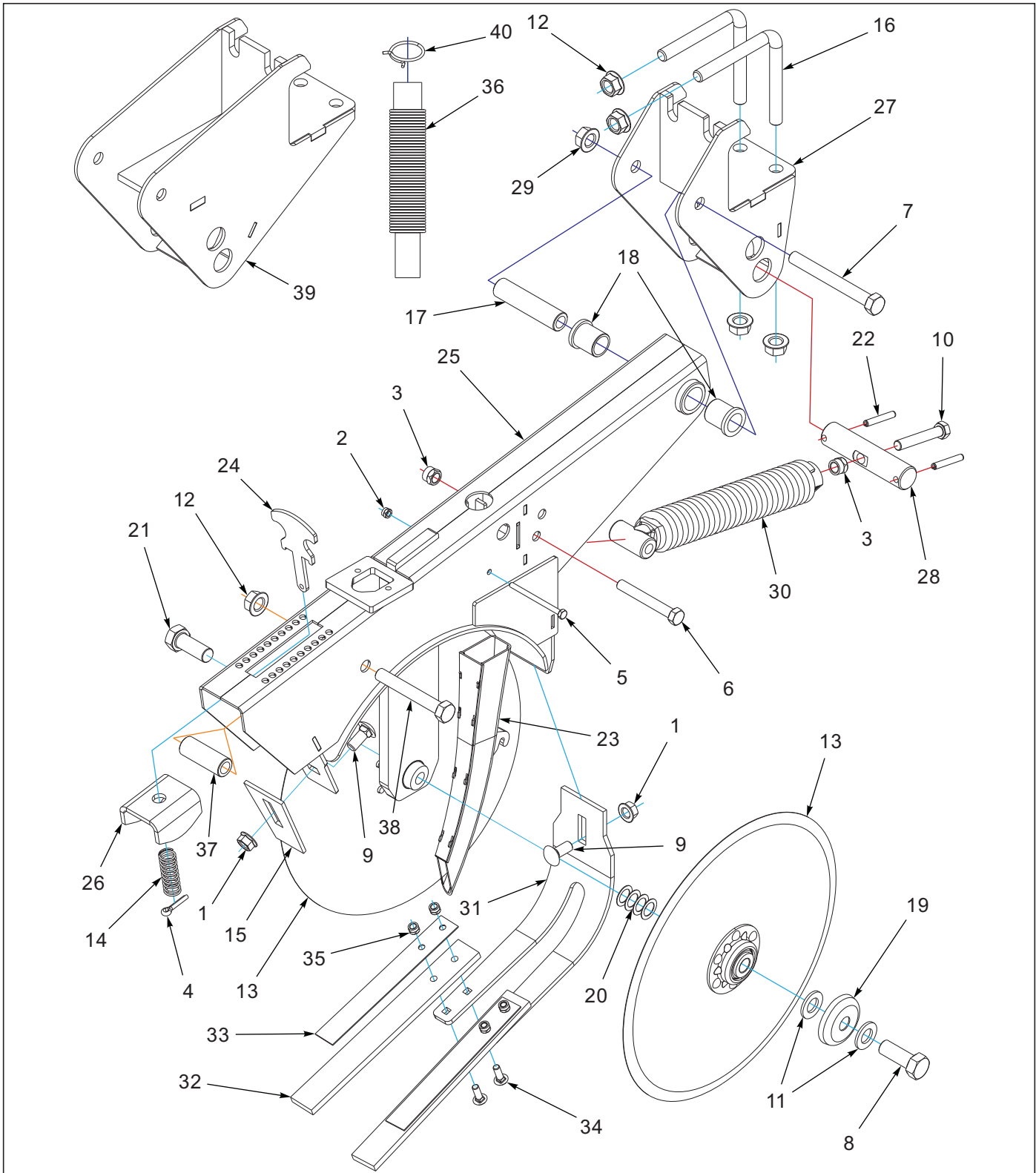


Figure 5-1: Spring Opener Assembly

Spring Opener Assembly

ITEM	PART NUMBER	DESCRIPTION	QTY.	
--	214805	OPENER ASSY, SHORT WO/SS	*	
--	214806	OPENER ASSY, LONG WO/SS		*
--	212777	OPENER ASSY, SHORT W/SS	*	
--	212778	OPENER ASSY, LONG W/SS		*
1	1-510-010003-09	NUT,1/2-13 FLANGE HD,SERRATED	1	2
2	1-512-010005-01	NUT,HEX,SLFLKG GRB 1/4-20	1	1
3	1-512-010005-09	NUT,HEX,SLFLKG, 1/2-13 GRB	2	2
4	1-557-010362-59	PIN,COTTER 1/4X1	1	1
5	1-654-010047-16	SCREW,HX CP 1/4-20UNCX3.50 G5	1	1
6	1-654-010055-12	SCREW,CP,HX .50-13UNCX3.75 GR5	1	1
7	1-654-010059-16	SCREW,HEX CAP,5/8-11UNCX5.50	1	1
8	1-654-010061-05	SCREW,HHC,3/4-10UNCX2,GR5,ZP	1	1
9	1-654-010070-02	SCREW 1/2-13X1-1/4 RD HD SQNK	1	2
10	1-654-010153-09	SCREW,HX 1/2-13UNCX3 FL THD	1	1
11	1-861-010032-20	WASHER, FLAT,3/4 N ZP/CD	4	4
12	100827	NUT,FLG HD,SERRATED,5/8-11	5	5
13	143880	DISC BLADE ASSY, 15.8" X .138	2	2
14	143898	SPRING COMPRESSION 2-1/2" L	1	1
15	143910	SCRAPER,OPENER	1	1
16	143966	L-BOLT, 5/8X5-1/2X5-1/2	2	2
17	143971	BUSHING, OPENER CLAMP	1	1
18	144264	BEARING FLANGE	2	2
19	144266	COVER,OPENER DUST	2	2
20	144335	SHIM,STEEL .031X.75 IDX1.125	8	8
21	144337	SCREW CAP 3/4-10X2 GR5 LH	1	1
22	147072	PIN, SPRING SLOTTED 5/16 X 2	2	2
23	151543	TUBE, SEED	1	1
24	211091	HANDLE, PRESSWHEEL ADJ	1	1
25	212780	ARM, OPENER WLDMT	1	1
26	212789	STOP, PRESSWHEEL ARM	1	1
27	212792	MOUNT, OPENER SHORT WLDMT	1	1
28	212799	PIN, OPENER SPRING	1	1
29	29SFFL 5811	NUT,FLANGE HEAD LOCK5/8-11UNC	1	1
30	8-183-010058	ASSY FIELD CULT SPRING	1	1
31	143937	BRACKET, SOIL STRIP	--	1
32	143904	STRIP, SOIL	--	2
33	144336	STRIP, SOIL BACKING	--	2
34	104031	SCREW,RDHD,SQNK 5/16-18X1 GR5	--	2
35	1-512-010005-03	NUT HEX SLFLKG GRB 5/16-18	--	2
36	214803	HOSE, SEED SPRING OPENER	1	1
37	213921	BUSHING, PRESS WHEEL ARM (USED TO ATTACH PRESS WHEEL ASSEMBLY) (SEE PAGE 5-3)	1	1
38	1-654-010059-13	SCREW HEX CAP 5/8-11X4UNC GR5 (USED TO ATTACH PRESS WHEEL ASSEMBLY) (SEE PAGE 5-3)	1	1
39	212793	MOUNT, OPENER LONG WLDMT	1	1
40	144129	CLAMP, HOSE #24	1	1

Press Wheel Assembly - Spring Opener

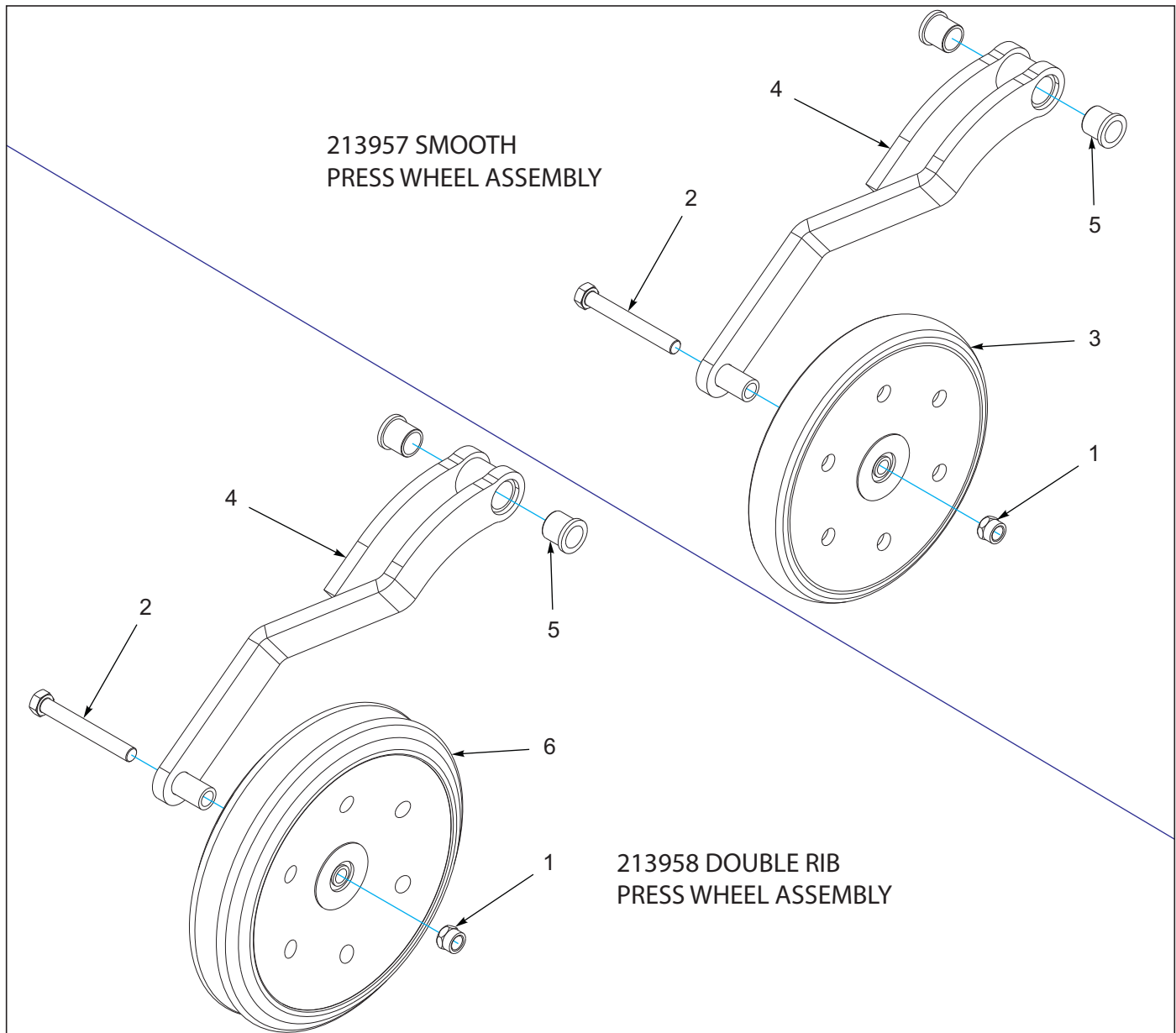


Figure 5-2: Press Wheel - Spring Opener

Press Wheel Assembly - Spring Opener

ITEM	PART NUMBER	DESCRIPTION	QTY.
--	213957	SPRING-2X13 SMOOTH PW ASSY	
--	213958	SPRING-3X13 DBL RIB PW ASSY	
1	1-512-010005-13	NUT,HEX SLFLKG GRB 5/8-11	1
2	1-654-010059-15	SCREW,HEX CAP,5/8-11UNCX5 GR5	1
3	144271	PRESS WHEEL, 2X13 SMOOTH	1
4	212798	ARM, PRESSWHEEL WLDMT	1
5	213956	BEARING FLANGE, 1 X 1-1/4L	2
6	144272	PRESS WHEEL, 3X13 DOUBLE RIB	1

Rebounder Assemblies

Rebounder Assembly

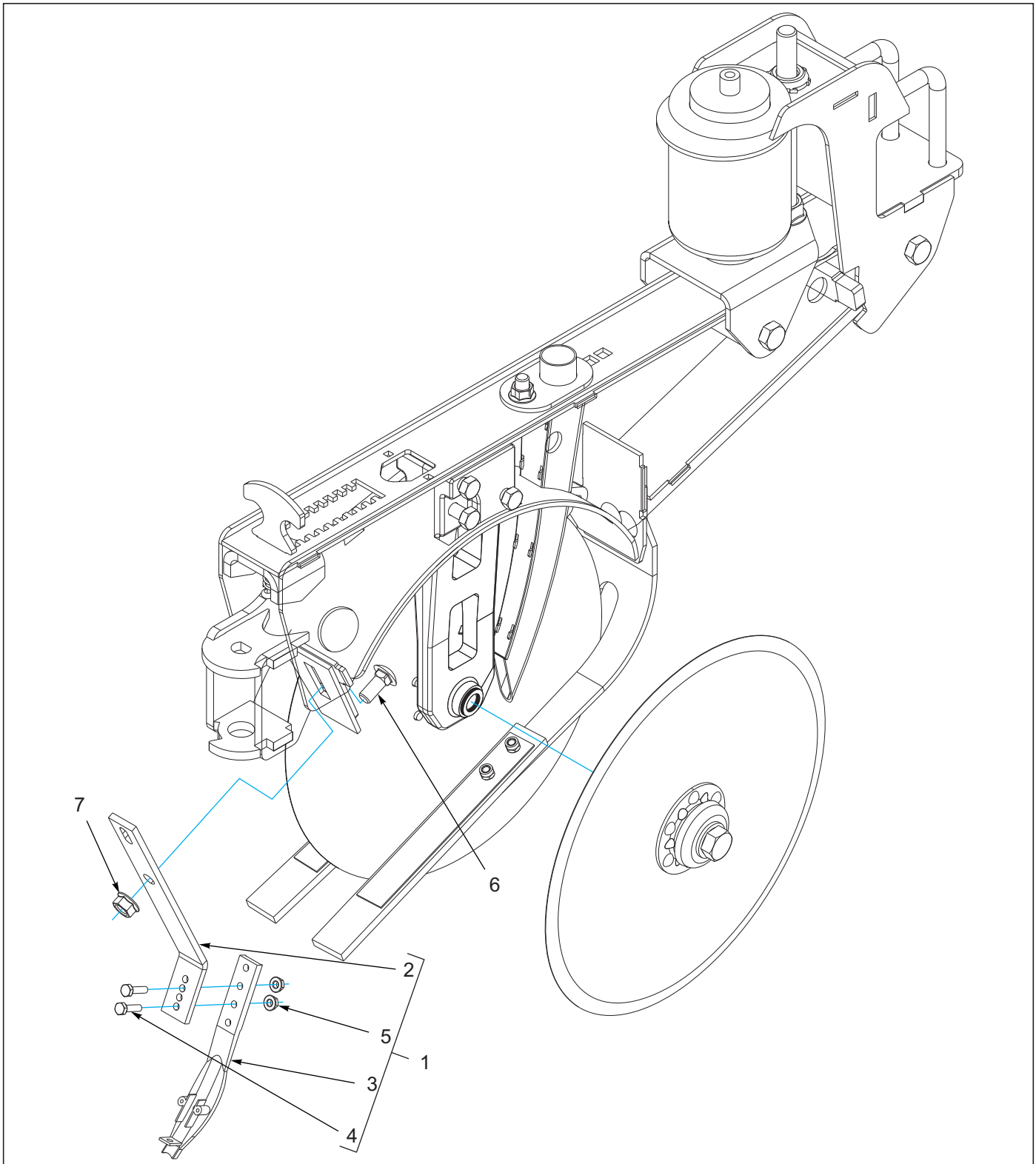


Figure 6-1: Rebounder Assembly

Rebounder Assembly

ITEM	PART NUMBER	DESCRIPTION	QTY.
1	224584	ASSY, REBOUNDER W/MOUNT (INCLUDES ITEMS 2-5	
2	224587	BRACKET, REBOUNDER MOUNT ASSY	1
3	224585	REBOUNDER, ORANGE	1
4	1-654-010047-06	SCREW,HX CP 1/4-20UNCX1 GR5	2
5	142779	NUT,FLANG SERRATED 1/4-20	2
6	1-654-010070-02	SCREW 1/2-13X1-1/4 RD HD SQNK	1
7	1-510-010003-09	NUT,1/2-13 FLANGE HD,SERRATED	1

Point Row Clutch Assemblies

Point Row Clutch Assembly

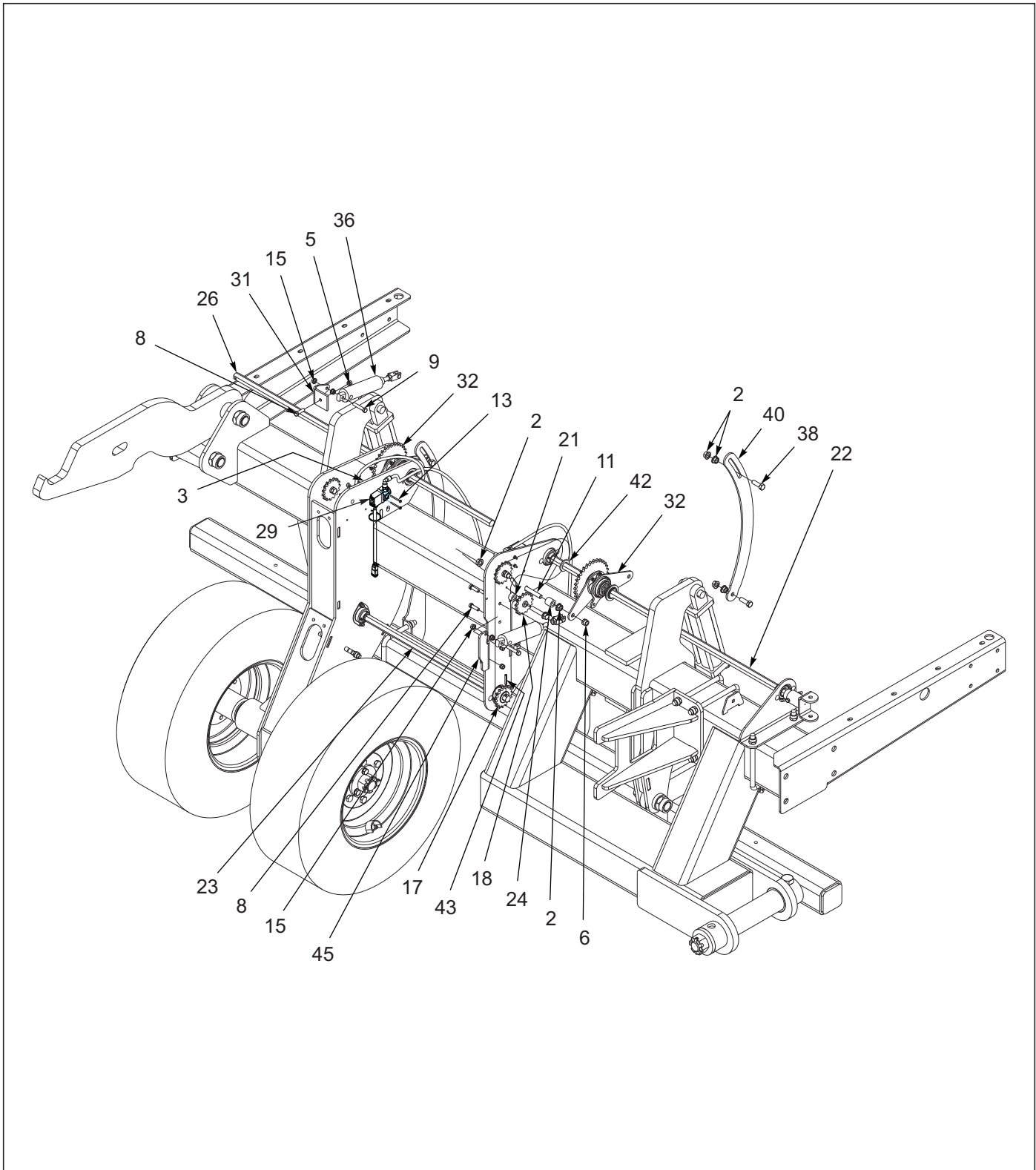


Figure 7-1: Point Row Clutch Assembly (1 of 3)

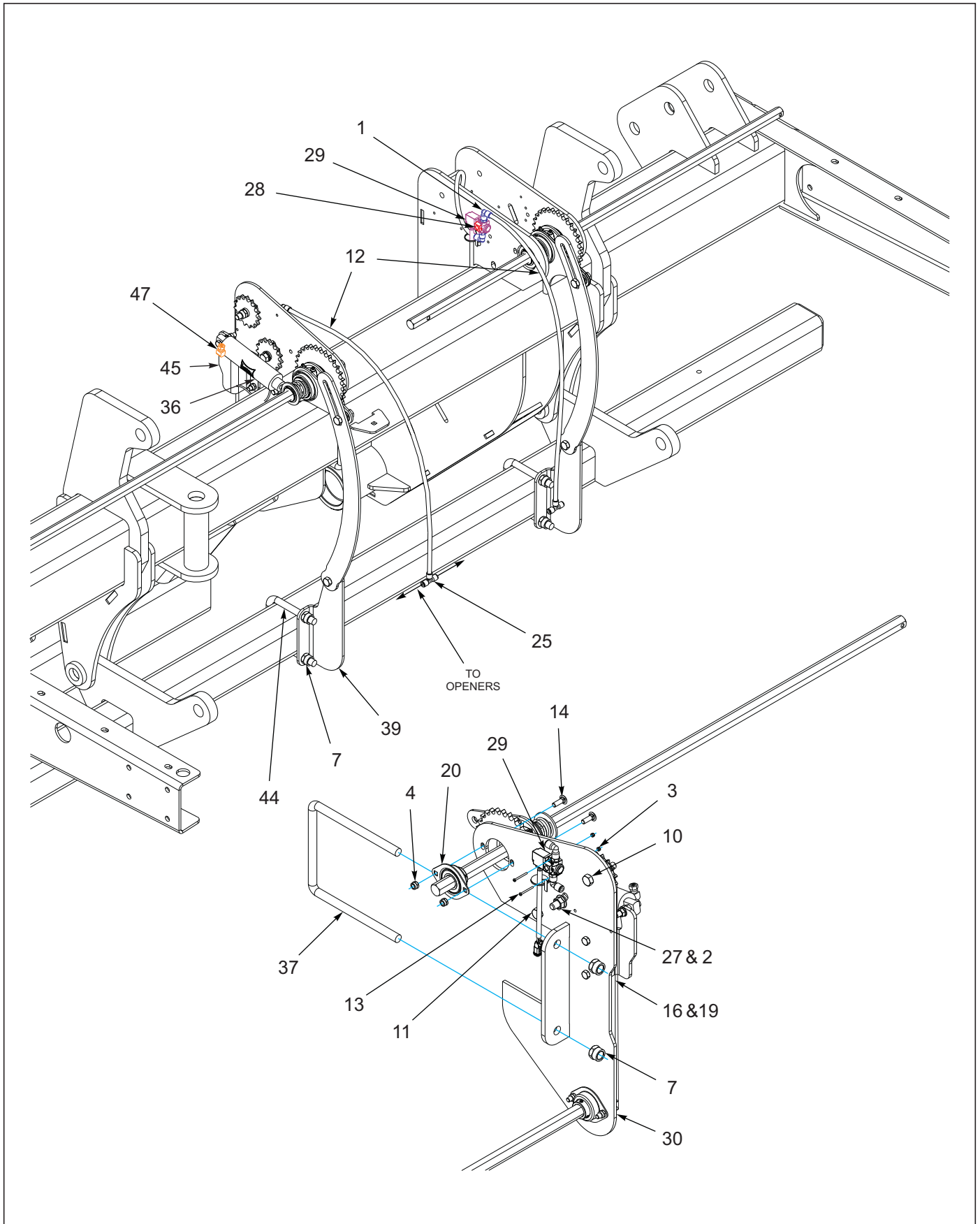


Figure 7-2: Point Row Clutch Assembly (2 of 3)

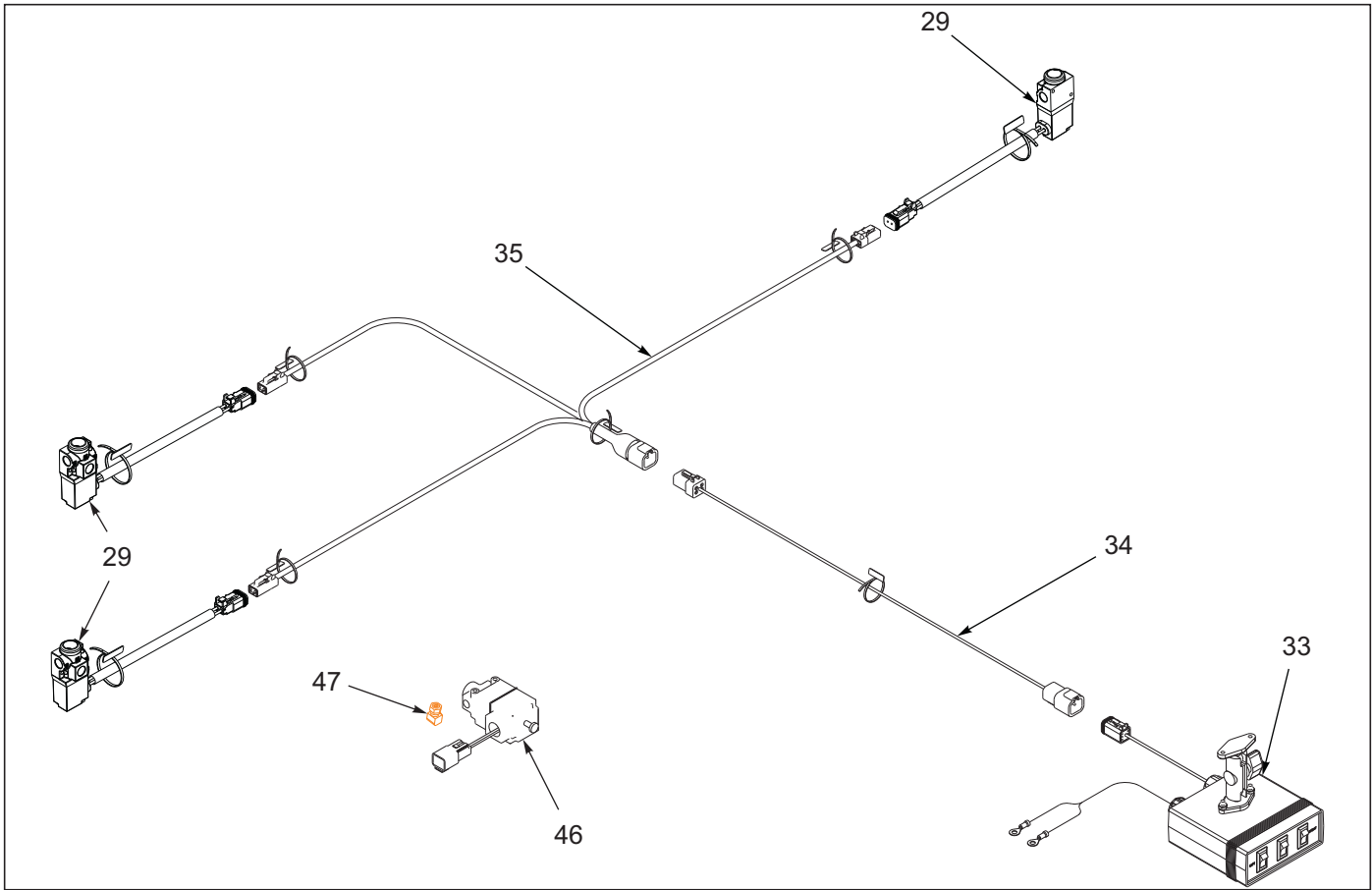


Figure 7-3: Point Row Clutch Assembly (3 of 3)

Point Row Clutch Assembly

ITEM	PART NUMBER	DESCRIPTION	QTY.
--	174358	CLUTCH ASSEMBLY, POINT ROW (5531-30) (BEFORE 1-1-2018)	
--	211043	CLUTCH ASSY, POINT ROW 30' X 3 (5531-30) (AFTER 1-1-2018)	
--	174359	CLUTCH ASSEMBLY, POINT ROW (5531-40) (BEFORE 1-1-2018)	
--	211044	CLUTCH ASSY, POINT ROW 40' X 3 (5531-40) (AFTER 1-1-2018)	
1	151590	MALE ELBOW, 1/4 OD X 1/8 NPT	9
2	1-510-010003-09	NUT, FLANGE HEAD SERRATED 1/2-13	2
3	1-512-010003-05	NUT, HEX LOCK 10-32 (BEFORE 1-1-2018)	6
3	103-0633	NUT, ESNA #4-40 ZP (AFTER 1-1-2018)	6
4	1-512-010005-03	NUT, HEX LOCK 5/16-18 GRB	6
5	1-512-010005-05	NUT, HEX LOCK 3/8-16 GRB	4
6	1-512-010005-09	NUT, HEX LOCK 1/2-13 GRB	3
7	1-512-010005-13	NUT, HEX LOCK 5/8-11 GRB	2
8	1-654-010051-06	SCREW, HEX HEAD CAP 3/8-16 X 1-1/4 GR5	4
9	1-654-010051-09	SCREW, HEX HEAD CAP 3/8-16 X 2 GR5	3
10	1-654-010055-07	SCREW, HEX HEAD CAP 1/2-13 X 2-1/2 GR5	2
11	1-654-010055-09	SCREW, HEX HEAD CAP 1/2-13 X 3 GR5	1
12	1-833-010001	TUBING, NYLON 1/4 OD	AR
13	101518	SCREW RD HD MACH 10-32X2-1/4 (BEFORE 1-1-2018)	6
13	130689	SCREW SLT PAN HD #4-40X1-1/4 (AFTER 1-1-2018)	6
14	104031	SCREW, RD HEAD SQ NECK 5/16-18 X 1 GR5	4
15	107470	NUT, HEX SPIRALOCK 3/8-16	6

Point Row Clutch Assembly

ITEM	PART NUMBER	DESCRIPTION	QTY.
16	117723	CHAIN #50	AR
17	125784	SPROCKET, TRANS MONOS 15 TEETH	1
18	125796	SPROCKET W/ BEARING 15 TEETH	2
19	129683	LINK, CLIP CONN #50 CHAIN	1
20	144060	BEARING,.875 HEX BORE	1
21	144086	SPACER 1 X 9/16 X 17/32	2
22	161462	SHAFT, 7/8 HEX X 48L (30')	1
22	144181	SHAFT, 7/8 HEX X 70-3/4L (40')	1
23	153857	SHAFT, 7/8 HEX X 34L (30')	1
23	159921	SHAFT, 7/8 HEX X 78L (40')	1
24	144183	SPACER, 1 X 9/16 X 1	2
25	151592	UNION TEE	3
26	161462	SHAFT, 7/8 HEX X 48L (30')	1
26	144181	SHAFT, 7/8 HEX X 70-3/4L (40')	1
27	158278	SCREW, FLANGE HEAD SERRATED 1/2-13 X 2-1/2	1
28	158303	FILTER, AIR (BEFORE 1-1-2018)	3
28	3-136-010001-01	BREATHER,PNEU EXH 1/8NPT (AFTER 1-1-2018)	3
29	209793	VALVE, AIR SOLENOID 3/2 ASSY (AFTER 1-1-2018)	3
30	159924	MOUNT, CLUTCH	1
31	159925	BRACKET, AIR CYLINDER	2
32	159928	CLUTCH ASSEMBLY, SEED DRIVE (SEE PAGE 2-15)	3
33	164250	CONTROL BOX, SEED CLUTCH (INCL. THE FOLLOWING:)	1
33	1-512-010003-06	NUT, HEX LOCK #10-24	2
33	1-656-010003051	SCREW, RD HEAD MACH. #10-24 X 3/4	2
33	159932	SWITCH, ROCKER	3
33	174434	MOUNT, LOUP II MONITOR	1
34	164251	HARNESS, POINT ROW EXTENSION 26'	1
34	203030	HARNESS, POINT ROW EXT 60"	1
35	164252	HARNESS, POINT ROW BRANCH (BEFORE 1-1-2018)	1
35	209794	HARNESS, POINT ROW BRANCH ASSY (AFTER 1-1-2018)	1
36	3-238-010007	CYLINDER, AIR	3
37	70593063	U-BOLT	1
38	1-654-010055-03	SCREW, HEX HEAD CAP 1/2-13 X 1-1/2 GR5	2
39	151531	MOUNT, CLUTCH LINK	1
40	174360	LINK, CLUTCH CURVED	3
41	206209-8-8S	ADAPTER, 90 LONG (NOT SHOWN)	1
42	70922060	WASHER, 1.016 X 1.625 X 7 GA	1
43	1-647-010004217	SPRING PIN, SLOTTED 1/4 X 1-1/2	REF
44	6-102-010009	U-BOLT	REF
45	164249	BRACKET, AIR CYLINDER	1
46	159681	VALVE, AIR SOLENOID (BEFORE 1-1-2018)	3
47	1-297-010008-07	FITTING, AIR 90	9

Agitator Assemblies

Agitator Assembly 5531-30'

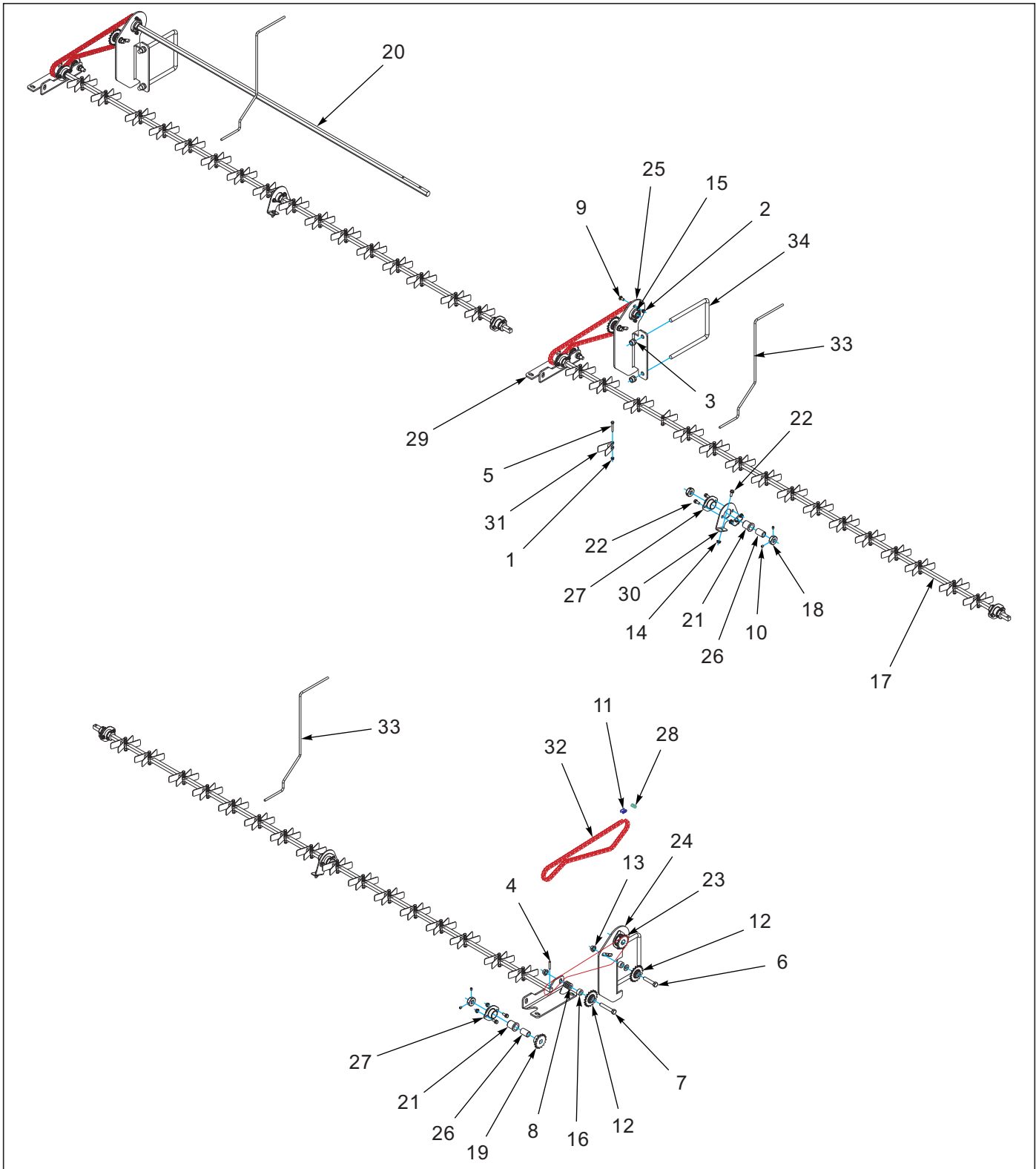


Figure 8-1: Agitator Assembly 5531-30'

Agitator Assembly 5531-30'

ITEM	PART NUMBER	DESCRIPTION	QTY.
--	201789	AGITATOR ASSY 5531-30	
1	1-512-010005-01	NUT,HEX,SLFLKG GRB 1/4-20	96
2	1-512-010005-03	NUT HEX SLFLKG GRB 5/16-18	6
3	1-512-010005-13	NUT,HEX SLFLKG GRB 5/8-11	6
4	1-647-010004217	SPRING PIN, SLOTTED 1/4X1-1/2	3
5	1-654-010047-09	SCREW,HX CP,1/4-20UNCX1-3/4G5	96
6	1-654-010055-07	SCREW HX CP 1/2-13UNCX2-1/2	3
7	1-654-010055-09	SCREW,HX CP,1/2-13UNCX3 GR5	3
8	1-861-010032-14	WASHER, FLAT 1/2" N ZP/CD	15
9	105909	SCREW,RDHD,SQNCK,5/16-18X3/4	6
10	107-0975	SCREW SET LOCK 5/16-18X3/8LG	31
11	119716	CONNECTING LINK #40 CHAIN	3
12	122871	SPROCKET,TRANSMISSION IDLER	6
13	124971	NUT HX FLG 1/2-13 SPIRALOCK	6
14	126561	NUT,FLG HD,SERRATED,5/16-18ZP	24
15	144060	BEARING .875 HEX BORE, 2-BOLT	3
16	144086	SPACER 1 X 9/16 X 17/32	6
17	144143	SHAFT, 5/8 SQ X 110	3
18	144144	COLLAR, SHAFT SET, 5/8 SQ	14
19	144150	SPROCKET, #40 X 15, 5/8 SQ	3
20	144181	SHAFT, 7/8 HEX, 72-1/4 L	1
21	144264	BEARING FLANGE	9
22	144268	SCREW 5/16-18UNCX3/4FLG HD ZP	24
23	151588	SPROCKET, #40 X 15, 7/8 HEX	3
24	158309	BRACKET, GRASS SEED RIGHT	1
25	158310	BRACKET, GRASS SEED LEFT	2
26	159018	SLEEVE,1 ODX5/8 SQ IDX1-1/2L	9
27	159942	MOUNT, BEARING	9
28	163981	OFFSET LINK #40	3
29	168902	BRACKET, SEED BOX AGITATOR	3
30	189428	BRACKET, AGITATOR SHAFT BRG	3
31	189429	AGITATOR, SEED	96
32	189432	ROLLER CHAIN, #40X87P 43-1/2L	3
33	222308	ROD, SEED LEVEL AGITATOR	3
34	70593063	U-BOLT	3

Agitator Assembly 5531-40'

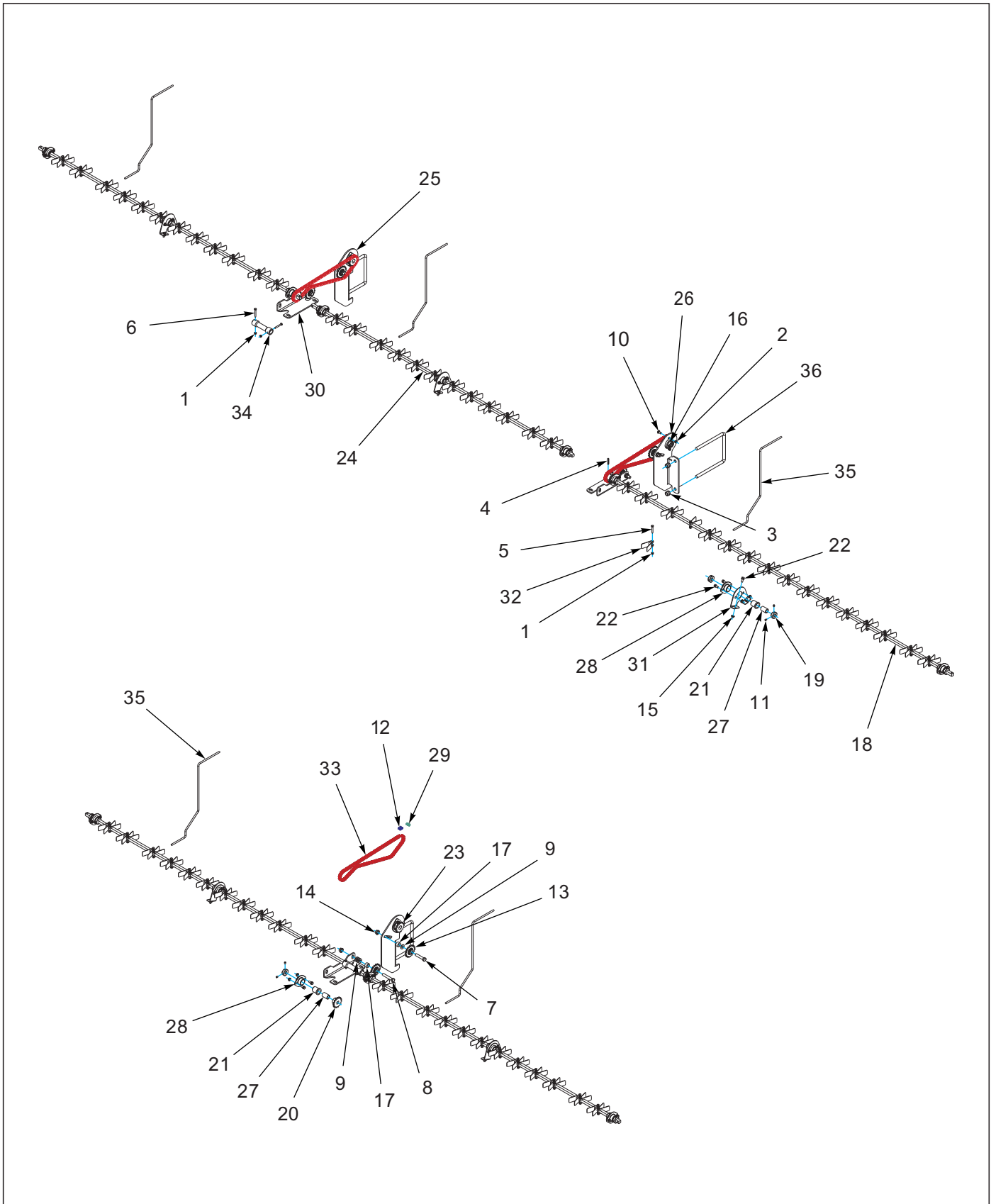


Figure 8-2: Agitator Assembly 5531-40'

Agitator Assembly 5531-40'

ITEM	PART NUMBER	DESCRIPTION	QTY.
--	201790	AGITATOR ASSY 5531-40	
1	1-512-010005-01	NUT,HEX,SLFLKG GRB 1/4-20	132
2	1-512-010005-03	NUT HEX SLFLKG GRB 5/16-18	6
3	1-512-010005-13	NUT,HEX SLFLKG GRB 5/8-11	5
4	1-647-010004217	SPRING PIN, SLOTTED 1/4X1-1/2	1
5	1-654-010047-09	SCREW,HX CP,1/4-20UNCX1-3/4G5	128
6	1-654-010047-10	SCREW,HX CP,1/4-20UNC X2 GR5	4
7	1-654-010055-07	SCREW HX CP 1/2-13UNCX2-1/2	3
8	1-654-010055-09	SCREW,HX CP,1/2-13UNCX3 GR5	3
9	1-861-010032-14	WASHER, FLAT 1/2" N ZP/CD	15
10	105909	SCREW,RDHD,SQNCK,5/16-18X3/4	6
11	107-0975	SCREW SET LOCK 5/16-18X3/8LG	55
12	119716	CONNECTING LINK #40 CHAIN	3
13	122871	SPROCKET,TRANSMISSION IDLER	6
14	124971	NUT HX FLG 1/2-13 SPIRALOCK	6
15	126561	NUT,FLG HD,SERRATED,5/16-18ZP	40
16	144060	BEARING .875 HEX BORE, 2-BOLT	3
17	144086	SPACER 1 X 9/16 X 17/32	6
18	144143	SHAFT, 5/8 SQ X 110	1
19	144144	COLLAR, SHAFT SET, 5/8 SQ	26
20	144150	SPROCKET, #40 X 15, 5/8 SQ	3
21	144264	BEARING FLANGE	15
22	144268	SCREW 5/16-18UNCX3/4FLG HD ZP	40
23	151588	SPROCKET, #40 X 15, 7/8 HEX	3
24	154836	SHAFT, 5/8 SQ X 83	4
25	158309	BRACKET, GRASS SEED RIGHT	2
26	158310	BRACKET, GRASS SEED LEFT	1
27	159018	SLEEVE,1 ODX5/8 SQ IDX1-1/2L	15
28	159942	MOUNT, BEARING	15
29	163981	OFFSET LINK #40	3
30	168902	BRACKET, SEED BOX AGITATOR	3
31	189428	BRACKET, AGITATOR SHAFT BRG	5
32	189429	AGITATOR, SEED	128
33	189432	ROLLER CHAIN, #40X87P 43-1/2L	3
34	201791	COUPLER, SHAFT 5-1/2"	2
35	222308	ROD, SEED LEVEL AGITATOR	5
36	70593063	U-BOLT	3

Small Seed Box Assemblies

Small Seed Box Assembly 5531-30'

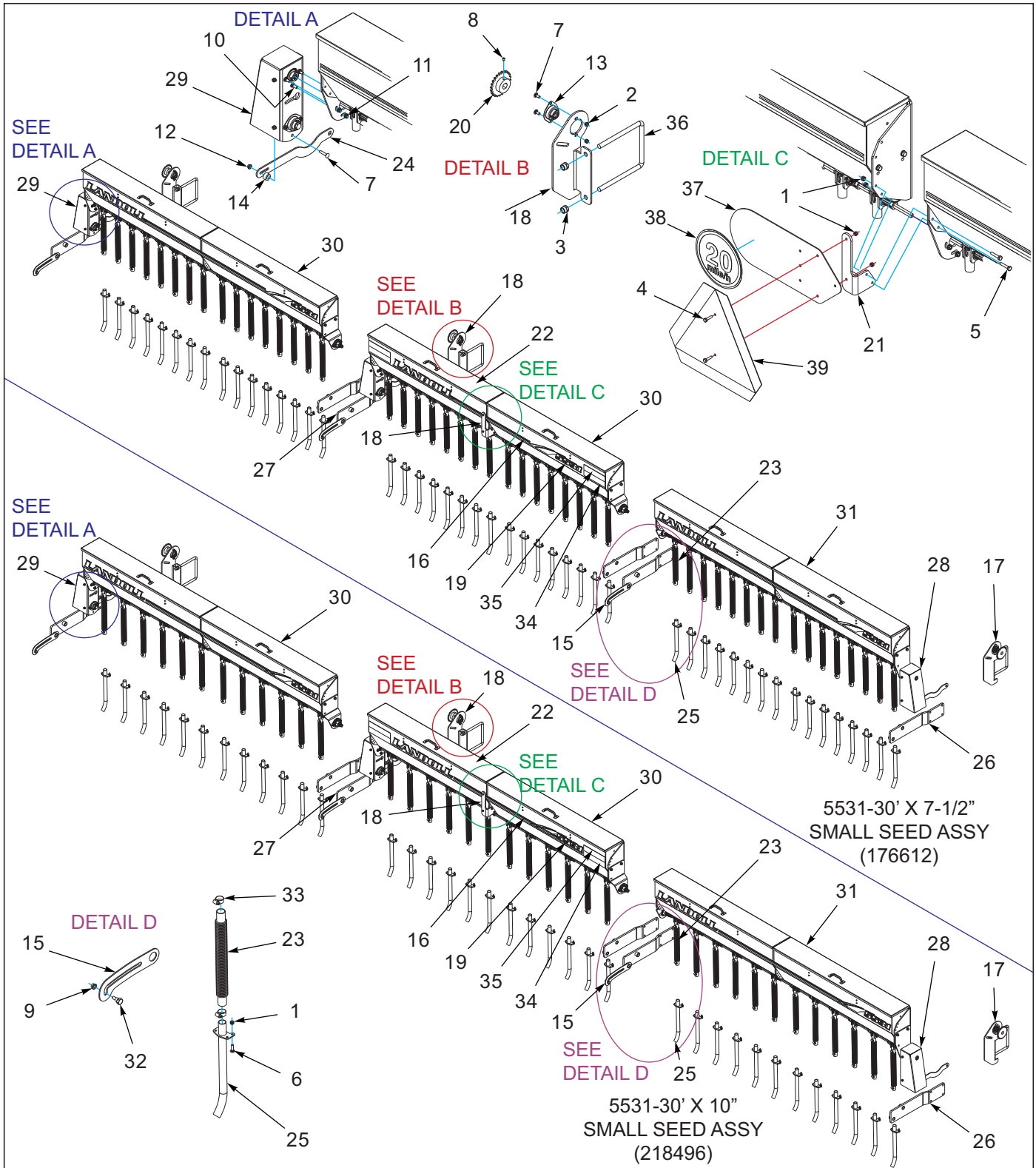


Figure 9-1: Small Seed Box 5531-30'

Small Seed Box Assembly 5531-30'

ITEM	PART NUMBER	DESCRIPTION	QTY.	
--	176612	SMALL SEED ASSY, 5531-30'	*	
--	218496	SMALL SEED ASSY, 5531-30'X10"	*	
1	1-512-010005-01	NUT,HEX,SLFLKG GRB 1/4-20	100	76
2	1-512-010005-03	NUT HEX SLFLKG GRB 5/16-18	6	6
3	1-512-010005-13	NUT,HEX SLFLKG GRB 5/8-11	6	6
4	1-654-010047-04	SCREW,HEX CAP,1/4-20X3/4 GR5	2	2
5	1-654-010047-07	SCREW,HX CP 1/4-20UNCX1-1/4G5	2	2
6	1-654-010158-02	SCREW,RHD,SQ NCK 1/4-20UNCX1	96	72
7	105909	SCREW,RDHD,SQNCK,5/16-18X3/4	6	6
8	107-0975	SCREW SET LOCK 5/16-18X3/8LG	3	3
9	107470	NUT,SPIRALOCK 3/8-16HX	3	3
10	110993	SCREW RDHD SQNK 5/16-18X1-1/2	3	3
11	126561	NUT,FLG HD,SERRATED,5/16-18ZP	3	3
12	141260	DECAL, LANDOLL	3	3
13	144060	BEARING .875 HEX BORE, 2-BOLT	3	3
14	144086	SPACER 1 X 9/16 X 17/32	3	3
15	151513	LATCH, WALKBOARD	3	3
16	151539	DECAL, STRIPE 1" X 54"	3	3
17	158309	BRACKET, GRASS SEED RIGHT	1	1
18	158310	BRACKET, GRASS SEED LEFT	2	2
19	172732	DECAL, MODEL 5531	3	3
20	174409	SPROCKET, #40X24, 7/8 HEX	3	3
21	174410	BRACKET, SMV	1	1
22	174412	DECAL, SMALL SEED RATE	1	1
23	174413	HOSE, SMALL SEED	48	36
24	176565	BRACKET, CHAIN ADJUSTMENT	3	3
25	176569	TUBE, SMALL SEED	48	36
26	176590	MOUNT, WALKBOARD RIGHT EXT	3	3
27	176591	MOUNT, WALKBOARD LEFT EXT	3	3
28	176605	BEARING ASSY, SEED SHAFT RT (SEE PAGE 9-14)	1	1
29	176606	BEARING ASSY, SEED SHAFT LT (SEE PAGE 9-16)	2	2
30	176617	SEED BOX ASSY 10' RIGHT (SEE PAGE 9-7)	2	--
30	187481	SEED BOX ASSY 10'X10" RIGHT (SEE PAGE 9-7)	--	2
31	176618	SEED BOX ASSY 10' LEFT (SEE PAGE 9-5)	1	--
31	218497	SMALL SEED ASSY, 10'X10" LEFT (SEE PAGE 9-5)	--	1
32	2-095-010017	BOLT, SHOULDER HEX HEAD	3	3
33	42H12	CLAMP, HOSE, 3/4 NOMINAL	96	72
34	528933	REFLECTOR - RED	2	2
35	528938	STRIPE, ORANGE	2	2
36	70593063	U-BOLT	3	3
37	224590	MOUNT, SIS DECAL	1	1
38	224589	DECAL, SIS 20 MILE/H	1	1
39	70260977	SMV EMBLEM	1	1

Small Seed Box Assembly 5531-40'

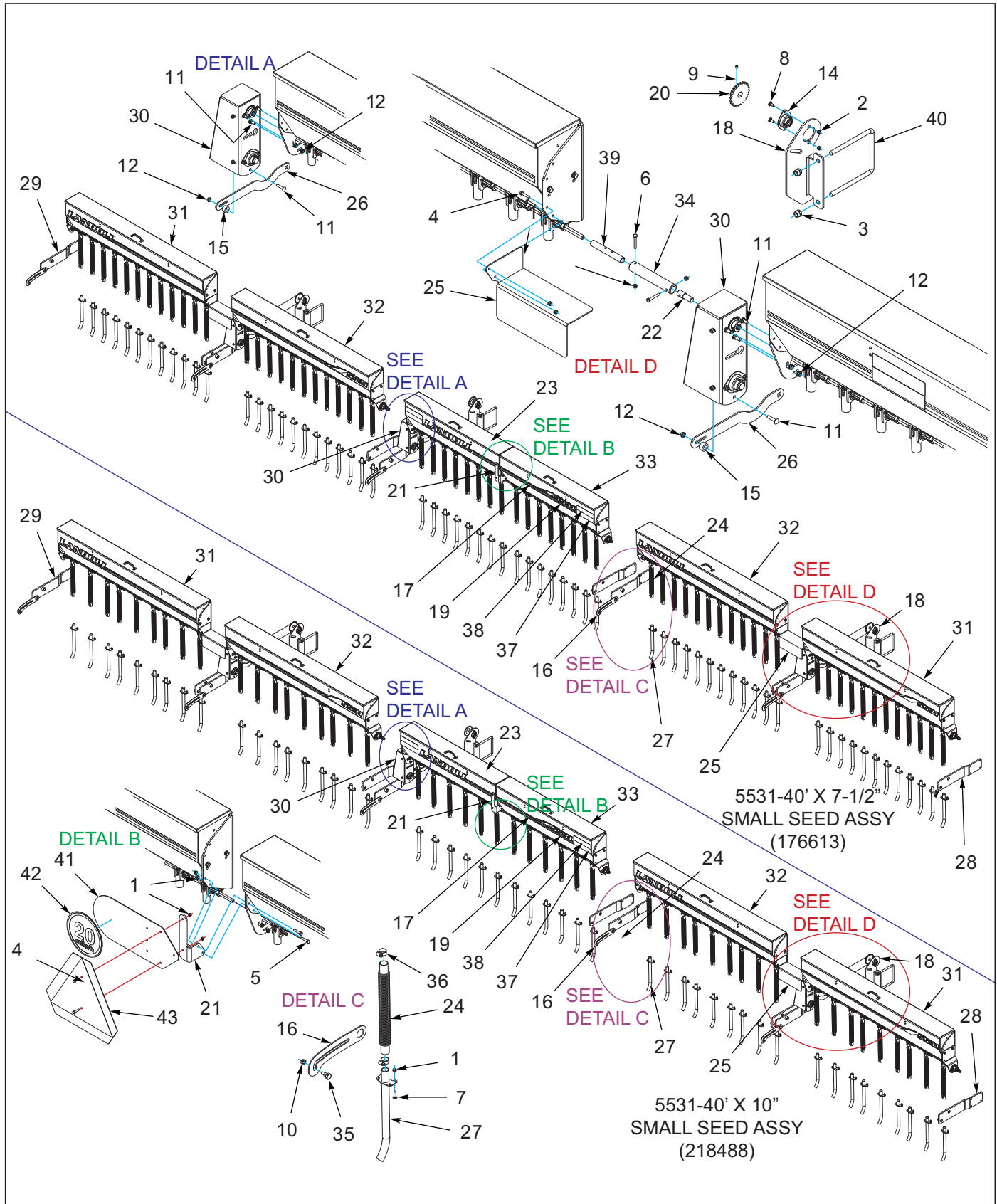


Figure 9-2: Small Seed Box 5531-40'

Small Seed Box Assembly 5531-40'

ITEM	PART NUMBER	DESCRIPTION	QTY.	
--	176613	SMALL SEED ASSY, 5531-40'	*	
--	218488	SMALL SEED ASSY, 5531-40'X10"	*	
1	1-512-010005-01	NUT,HEX,SLFLKG GRB 1/4-20	140	108
2	1-512-010005-03	NUT HEX SLFLKG GRB 5/16-18	6	6
3	1-512-010005-13	NUT,HEX SLFLKG GRB 5/8-11	6	6
4	1-654-010047-04	SCREW,HEX CAP,1/4-20X3/4 GR5	2	2
5	1-654-010047-07	SCREW,HX CP 1/4-20UNCX1-1/4G5	2	2
6	1-654-010047-09	SCREW,HX CP,1/4-20UNCX1-3/4G5	4	4
7	1-654-010158-02	SCREW,RHD,SQ NCK 1/4-20UNCX1	128	96
8	105909	SCREW,RDHD,SQNCK,5/16-18X3/4	6	6
9	107-0975	SCREW SET LOCK 5/16-18X3/8LG	3	3
10	107470	NUT,SPIRALOCK 3/8-16HX	5	5
11	110993	SCREW RDHD SQNK 5/16-18X1-1/2	3	3
12	126561	NUT,FLG HD,SERRATED,5/16-18ZP	3	3
13	141261	DECAL, MODEL 6230	3	3
14	144060	BEARING .875 HEX BORE, 2-BOLT	3	3
15	144086	SPACER 1 X 9/16 X 17/32	3	3
16	151513	LATCH, WALKBOARD	5	5
17	151539	DECAL, STRIPE 1" X 54"	3	5
18	158310	BRACKET, GRASS SEED LEFT	3	3
19	172732	DECAL, MODEL 5531	3	3
20	174409	SPROCKET, #40X24, 7/8 HEX	3	3
21	174410	BRACKET, SMV	1	1
22	174411	COUPLER DRIVE, THREADED	2	2
23	174410	BRACKET, SMV	1	1
24	174413	HOSE, SMALL SEED	64	48
25	176553	SHIELD, SEED SHAFT	2	2
26	176565	BRACKET, CHAIN ADJUSTMENT	3	3
27	176569	TUBE, SMALL SEED	64	48
28	176590	MOUNT, WALKBOARD RIGHT EXT	5	5
29	176591	MOUNT, WALKBOARD LEFT EXT	5	5
30	176606	BEARING ASSY, SEED SHAFT LT (SEE PAGE 9-16)	3	3
31	176614	SEED BOX ASSY 7-1/2' RIGHT (SEE PAGE 9-7)	2	--
31	218492	SEED BOX ASSY, 7-1/2'X10"RIGHT (SEE PAGE 9-7)	--	2
32	176615	SEED BOX ASSY 7-1/2' LEFT (SEE PAGE 9-5)	2	--
32	218493	SEED BOX ASSY, 7-1/2'X10" LEFT (SEE PAGE 9-5)	--	--
33	176617	SEED BOX ASSY 10' RIGHT (SEE PAGE 9-7)	1	--
33	187481	SEED BOX ASSY 10'X10" RIGHT (SEE PAGE 9-7)	--	1
34	176666	COUPLER, SHAFT 6"	2	2
35	2-095-010017	BOLT, SHOULDER HEX HEAD	5	5
36	42H12	CLAMP, HOSE, 3/4 NOMINAL	128	96
37	528933	REFLECTOR - RED	2	2
38	528938	STRIPE, ORANGE	2	2
39	6K516	DRIVE TUBE	2	2
40	70593063	U-BOLT	3	3
41	224590	MOUNT, SIS DECAL	1	1
42	224589	DECAL, SIS 20 MILE/H	1	1
43	70260977	SMV EMBLEM	1	1

Small Seed Box Assembly, Left

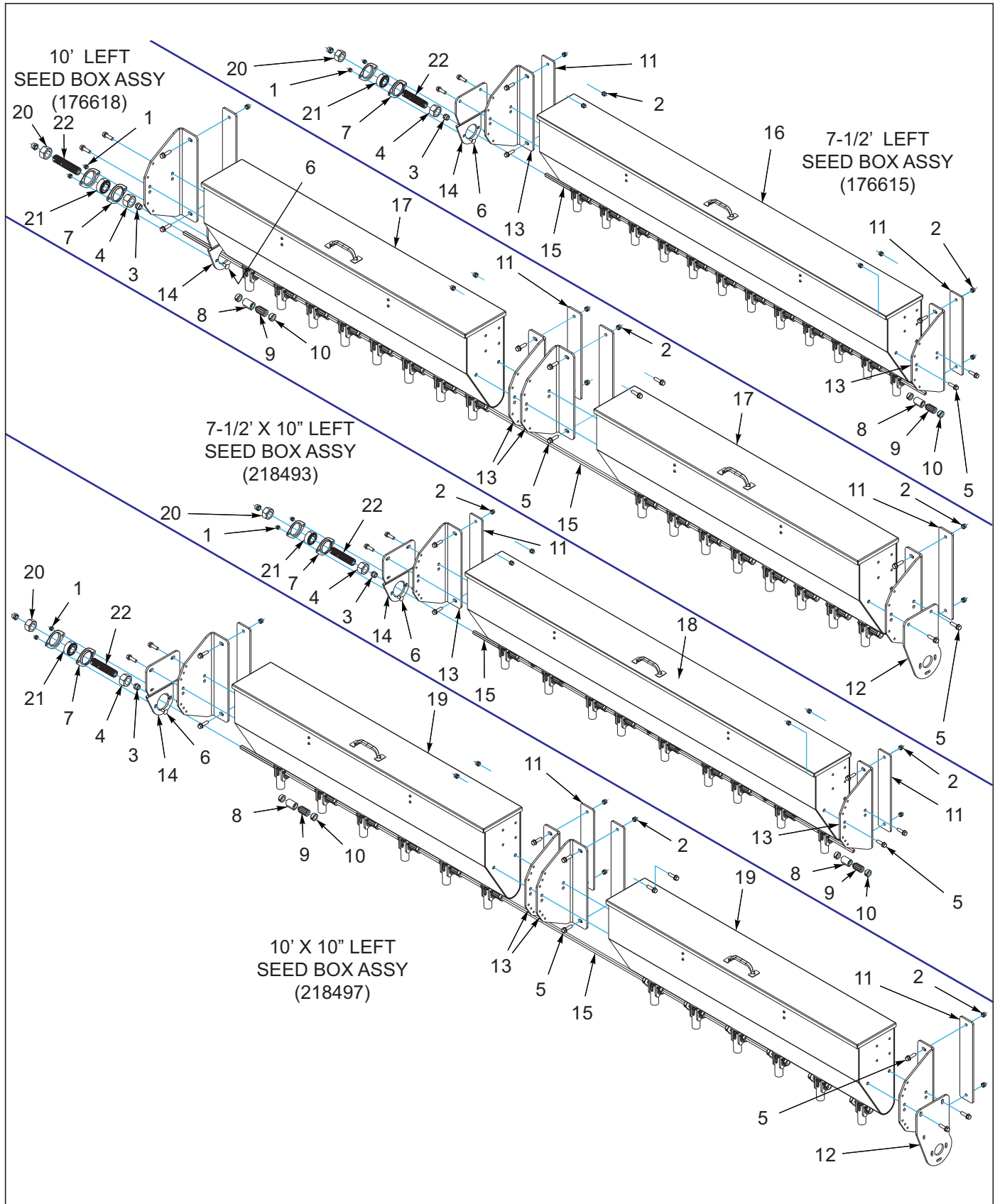


Figure 9-3: Small Seed Box, Left

Small Seed Box, Left

ITEM	PART NUMBER	DESCRIPTION	QTY.			
--	176615	SEED BOX ASSY 7-1/2' LEFT	*			
--	176618	SEED BOX ASSY 10' LEFT		*		
--	218493	SEED BOX ASSY, 7-1/2'X10" LEFT			*	
--	218497	SMALL SEED ASSY, 10'X10" LEFT				*
1	1-512-010005-03	NUT HEX SLFLKG GRB 5/16-18	2	2	2	2
2	1-512-010005-05	NUT, HEX, SLFLKG GRB 3/8-16	8	14	8	14
3	1-512-010005-09	NUT,HEX,SLFLKG, 1/2-13 GRB	2	2	2	2
4	1-512-010007-14	NUT, HEX 1-8 GR2 ZP	1	1	1	1
5	1-655-010003-06	SCREW FLG HD 3/8-16X1-1/4 GR8	8	14	8	14
6	105909	SCREW,RDHD,SQNCK,5/16-18X3/4	2	2	2	2
7	143901	FLANGE, BEARING 2-HOLE	2	2	2	2
8	155871	METER, FEED CUT OFF	12	16	9	12
9	155873	METER, FEED ROLL	12	16	9	12
10	159041	COLLAR, SHAFT SET, 9/16 RD	24	32	18	24
11	176552	PLATE, MOUNTING	2	4	2	4
12	176554	MOUNT, DRIVE SMALL SEED	--	1	--	1
13	176555	MOUNT, SMALL SEED BOX	2	4	2	4
14	176557	MOUNT, SMALL SEED ADJ LEFT	1	1	1	1
15	176665	SHAFT, 3/8 SQ X 78-3/4 W/THRDS	1	--	1	--
15	176571	SHAFT, 3/8 SQ X 106 W/THRDS	--	1	--	1
16	176585	SEEDBOX ASSY, 72 (SEE PAGE 9-9)	1	--	--	--
17	176583	SEEDBOX ASSY, 49-3/8 (SEE PAGE 9-9)	--	2	--	--
18	218490	SMALL SEED ASSY, 72 10"SP (SEE PAGE 9-11)	--	--	1	--
19	186296	SEEDBOX ASSY, 49-3/8 10SP (SEE PAGE 9-11)	--	--	--	2
20	4D402	NUT SEED RATE ADJUSTING	1	1	1	1
21	4D413	BEARING	1	1	1	1
22	9J433	ADJUSTING SCREW	1	1	1	1

Small Seed Box Assembly, Right

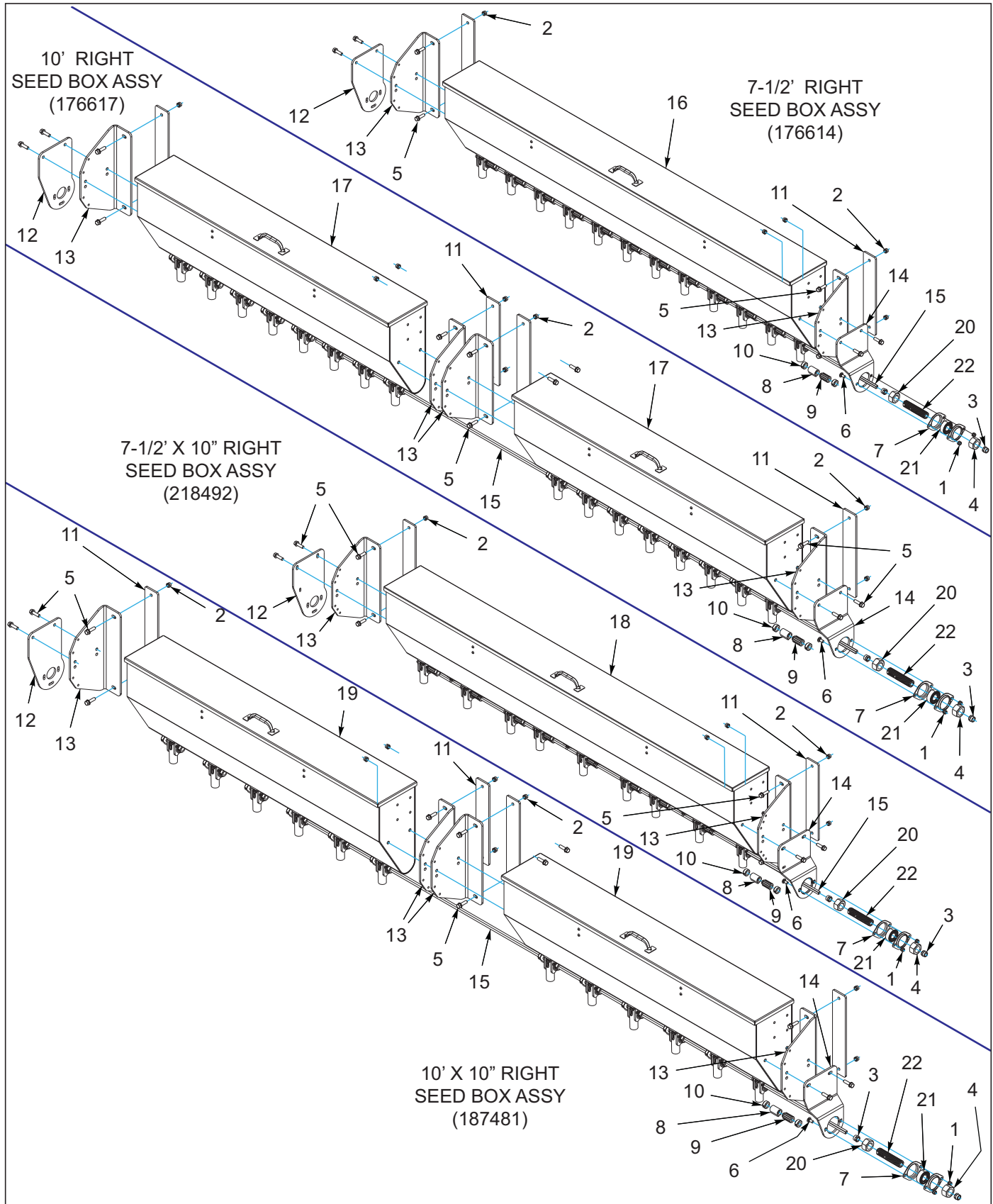


Figure 9-4: Small Seed Box, Right

Small Seed Box, Right

ITEM	PART NUMBER	DESCRIPTION	QTY.			
--	176614	SEED BOX ASSY 7-1/2' RIGHT	*			
--	176617	SEED BOX ASSY 10' RIGHT		*		
--	218492	SEED BOX ASSY, 7-1/2'X10"RIGHT			*	
--	187481	SEED BOX ASSY 10'X10" RIGHT				*
1	1-512-010005-03	NUT HEX SLFLKG GRB 5/16-18	2	2	2	2
2	1-512-010005-05	NUT, HEX, SLFLKG GRB 3/8-16	8	14	8	14
3	1-512-010005-09	NUT,HEX,SLFLKG, 1/2-13 GRB	2	2	2	2
4	1-512-010007-14	NUT, HEX 1-8 GR2 ZP	1	1	1	1
5	1-655-010003-06	SCREW FLG HD 3/8-16X1-1/4 GR8	8	14	8	14
6	105909	SCREW,RDHD,SQNCK,5/16-18X3/4	2	2	2	2
7	143901	FLANGE, BEARING 2-HOLE	2	2	2	2
8	155871	METER, FEED CUT OFF	12	16	9	12
9	155873	METER, FEED ROLL	12	16	9	12
10	159041	COLLAR, SHAFT SET, 9/16 RD	24	32	18	24
11	176552	PLATE, MOUNTING	2	4	2	4
12	176554	MOUNT, DRIVE SMALL SEED	--	1	--	1
13	176555	MOUNT, SMALL SEED BOX	2	4	2	4
14	176556	MOUNT, SMALL SEED ADJ RIGHT	1	1	1	1
15	176665	SHAFT, 3/8 SQ X 78-3/4 W/THRDS	1	--	1	--
15	176571	SHAFT, 3/8 SQ X 106 W/THRDS	--	1	--	1
16	176585	SEEDBOX ASSY, 72 (SEE PAGE 9-9)	1	--	--	--
17	176583	SEEDBOX ASSY, 49-3/8 (SEE PAGE 9-9)	--	2	--	--
18	218490	SMALL SEED ASSY, 72 10"SP (SEE PAGE 9-11)	--	--	1	--
19	186296	SEEDBOX ASSY, 49-3/8 10SP (SEE PAGE 9-11)	--	--	--	2
20	4D402	NUT SEED RATE ADJUSTING	1	1	1	1
21	4D413	BEARING	1	1	1	1
22	9J433	ADJUSTING SCREW	1	1	1	1

Seed Box Assembly, Small 7-1/2" SP

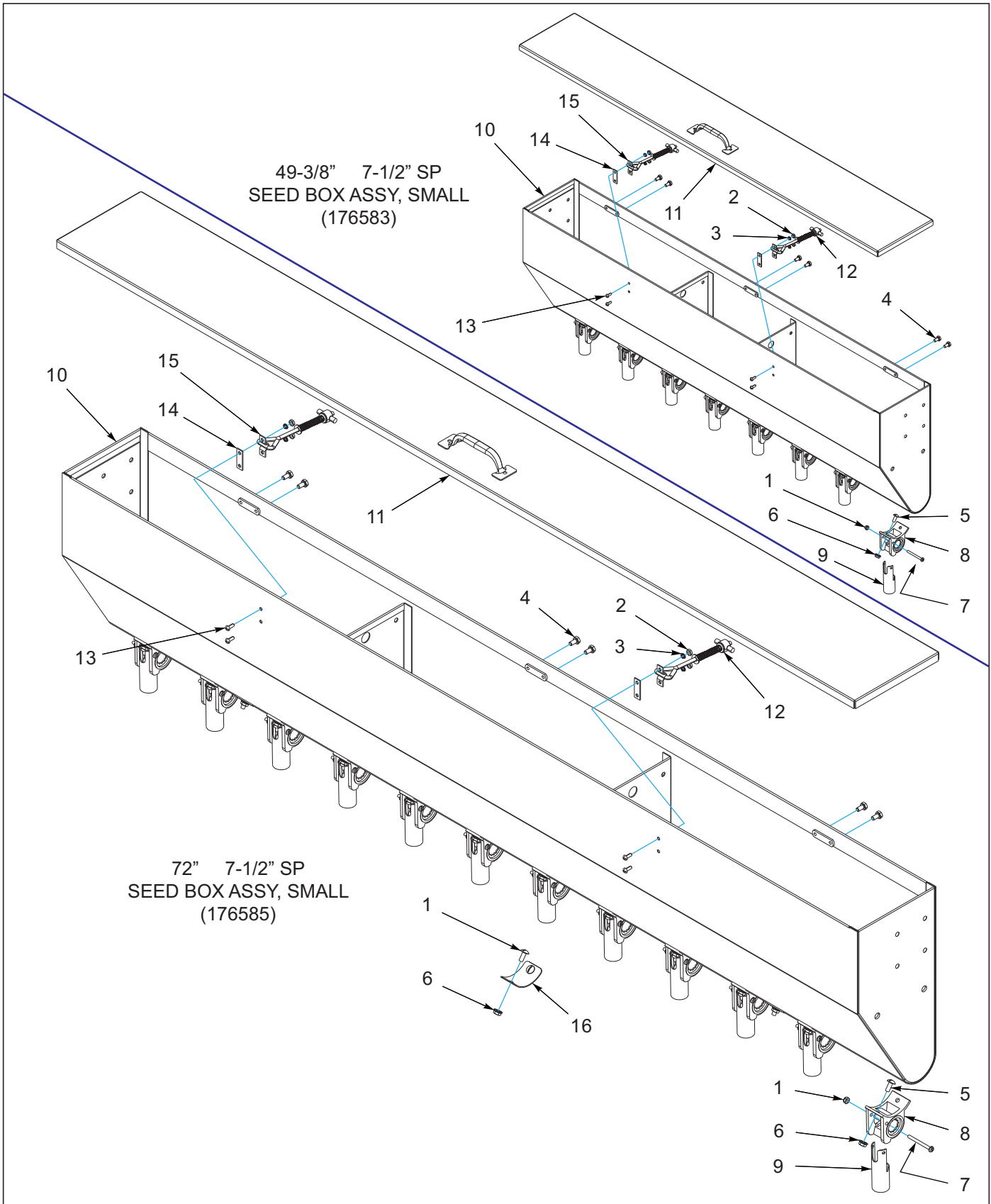


Figure 9-5: Seed Box Assembly, Small 7-1/2" SP

Seed Box Assembly, Small 7-1/2" SP

ITEM	PART NUMBER	DESCRIPTION	QTY.	
--	176583	SEEDBOX ASSY, 49-3/8	*	
--	176585	SEEDBOX ASSY, 72		*
1	1-512-010003-05	NUT HEX SLFLKG W/NYL 10-32	8	12
2	1-512-010007-03	NUT, HEX 10-24 GR2 ZP	4	4
3	1-861-010034-07	WASHER,LKG,HLCL SPR, NO 10	4	4
4	104877	SCREW,HX CP,1/4-20UNCX1/2 GR5	6	6
5	108213	SCREW RD HD MACH 1/4-20X5/8	16	30
6	108417	NUT SPIRAL 1/4-20HX FG	16	30
7	132554	SCREW-PAN HD PHH #10-32X2 ZP	8	12
8	155874	METER, PLASTIC CUP W/HOLE	8	12
9	172656	TUBE, GRASS SEED METER	8	12
10	176574	SEEDBOX, SMALL SEED 49-3/8	1	--
10	176576	SEEDBOX, SMALL SEED 72	--	1
11	176577	COVER, SEEDBOX 49-3/8	1	--
11	176607	COVER, SEEDBOX 72	--	1
12	1C199	COVER LOCK ASSY	2	2
13	1C213	STOVE BOLT #10-24X1/2 RD HD ZP	4	4
14	7D937	WEAR STRIP	2	2
15	7D938	COVER LOCK CLIP	2	2
16	218487	COVER, METER ASSY	--	3

Seed Box Assembly, Small 10" SP

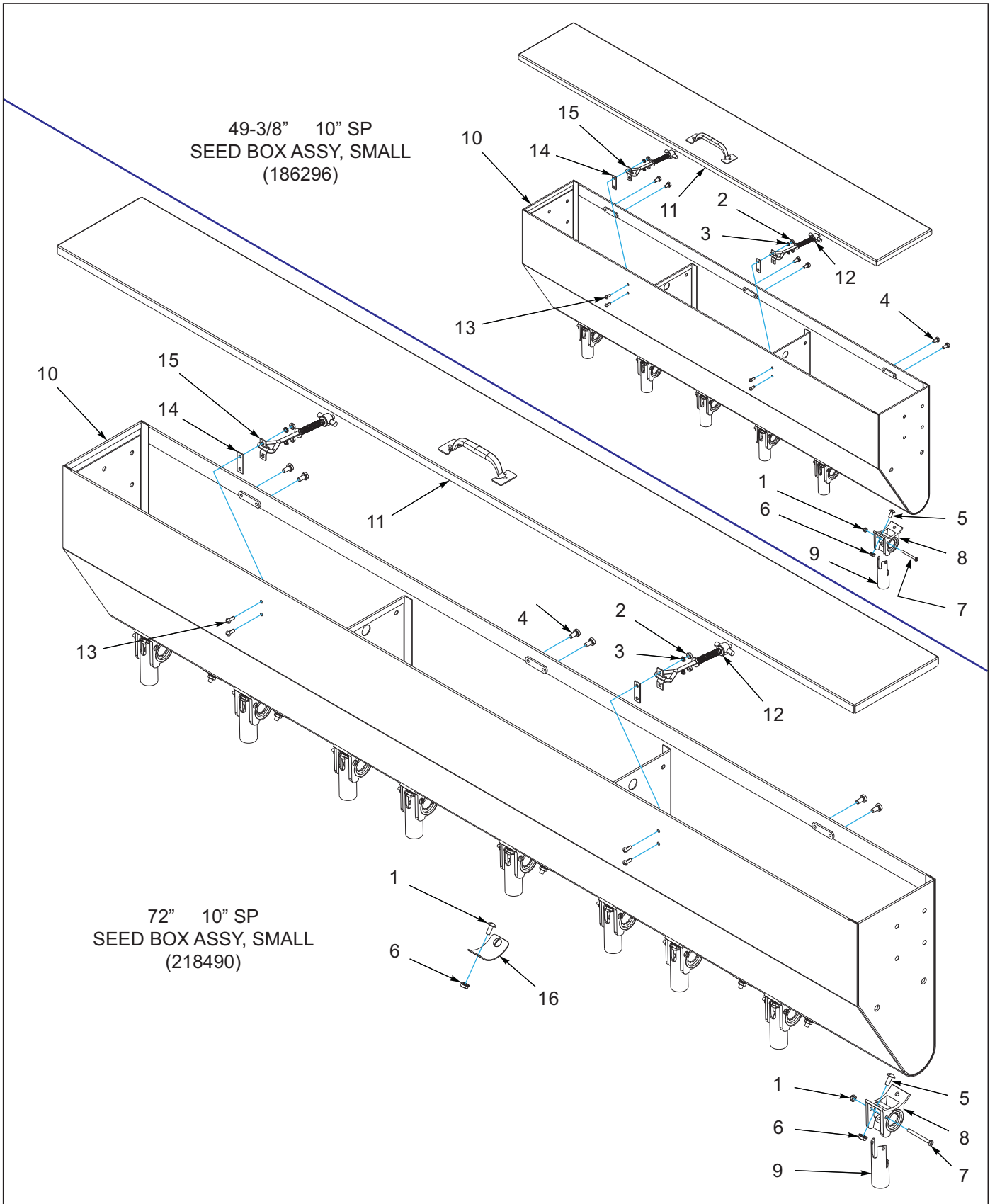


Figure 9-6: Seed Box Assembly, 10" SP

Seed Box Assembly, Small 10" SP

ITEM	PART NUMBER	DESCRIPTION	QTY.	
--	186296	SEEDBOX ASSY, 49-3/8 10SP	*	
--	218490	SMALL SEED ASSY, 72 10"SP		*
1	1-512-010003-05	NUT HEX SLFLKG W/NYL 10-32	6	9
2	1-512-010007-03	NUT, HEX 10-24 GR2 ZP	4	4
3	1-861-010034-07	WASHER,LKG,HLCL SPR, NO 10	4	4
4	104877	SCREW,HX CP,1/4-20UNCX1/2 GR5	6	6
5	108213	SCREW RD HD MACH 1/4-20X5/8	12	30
6	108417	NUT SPIRAL 1/4-20HX FG	12	30
7	132554	SCREW-PAN HD PHH #10-32X2 ZP	6	9
8	155874	METER, PLASTIC CUP W/HOLE	6	9
9	172656	TUBE, GRASS SEED METER	6	9
10	186298	SEEDBOX, SMALL SEED 49-3/8 10"	1	--
10	176576	SEEDBOX, SMALL SEED 72	--	1
11	176577	COVER, SEEDBOX 49-3/8	1	--
11	176607	COVER, SEEDBOX 72	--	1
12	1C199	COVER LOCK ASSY	2	2
13	1C213	STOVE BOLT #10-24X1/2 RD HD ZP	4	4
14	7D937	WEAR STRIP	2	2
15	7D938	COVER LOCK CLIP	2	2
16	218487	COVER, METER ASSY	--	6

Seed Shaft Bearing Assembly, Right

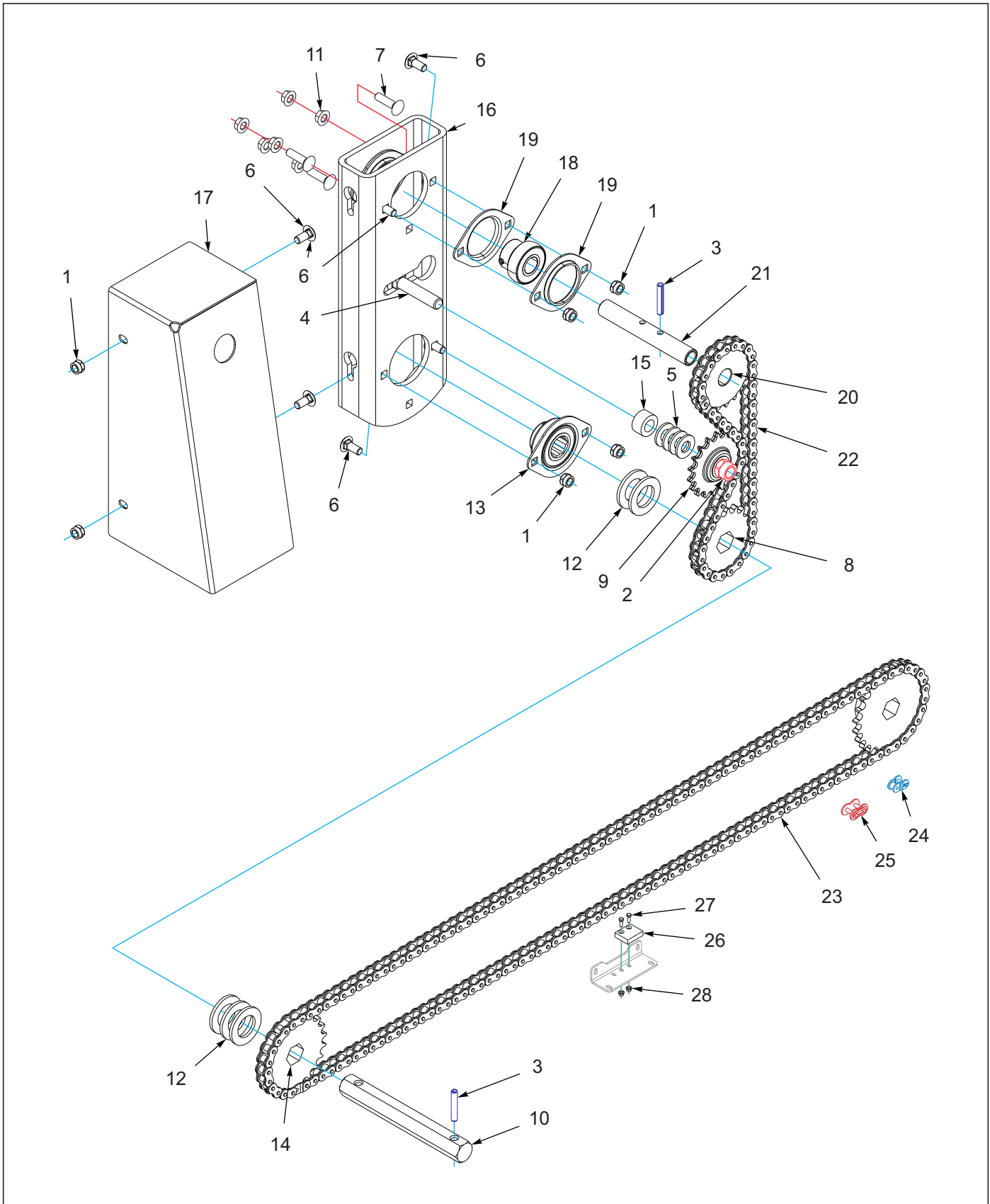


Figure 9-7: Seed Shaft Bearing Assembly, Right

Seed Shaft Bearing Assembly, Right

ITEM	PART NUMBER	DESCRIPTION	QTY.
--	176605	BEARING ASSEMBLY, SEED SHAFT RIGHT	
1	1-512-010005-03	NUT, HEX LOCK 5/16-18 GRB	2
2	1-512-010005-09	NUT, HEX LOCK 1/2-13 GRB	2
3	1-647-010004217	SPRING PIN, SLOTTED 1/4 X 1-1/2	2
4	1-654-010070-07	SCREW, RD HEAD SQ NECK 1/2-13 X 2-1/2	1
5	1-861-010032-14	WASHER, FLAT 1/2" N ZP/CD	2
6	105909	SCREW, RD HEAD SQ NECK 5/16-18 X 3/4	2
7	111-1267	SCREW, RD HEAD SQ NECK 5/16-18 X 1-1/4 GR5	3
8	122827	SPROCKET, TRANSMISSION 19T	1
9	122871	SPROCKET, TRANSMISSION IDLER	3
10	125777	SHAFT, HEX 7/8 X 7	1
11	126561	NUT, FLANGE HEAD SERRATED, 5/16-18	34
12	141238	WASHER, SPINDLE	5
13	144060	BEARING, 7/8 HEX BORE 2 BOLT	2
14	144082	SPROCKET, TRANS 40 X 22T	1
15	144086	SPACER, 1 X 9/16 X 17/32	1
16	168906	BEARING MOUNT, SEED SHAFT	1
17	176567	SHIELD, SMALL SEED RIGHT	1
18	1D598	BEARING AND COLLAR 3/4	2
19	2K503	FLANGETTE, 2 BOLT	4
20	3P115	SPROCKET, #40B19 X 3/4" BORE	1
21	6K516	DRIVE TUBE	1
22	176627	ROLLER CHAIN, #40X57P 28-1/2L	1
23	176664	ROLLER CHAIN, #40X164P 82L	1
24	163981	OFFSET LINK #40	1
25	119716	CONNECTING LINK #40 CHAIN	1
26	231495	WEAR PAD, CHAIN	1
27	1-654-010051-05	SCREW,HEX CAP 3/8-16UNCX1 GR5	2
28	1-510-010001	NUT, 3/8-16 UNC FLG LOCK GR G	2

Seed Shaft Bearing Assembly, Left

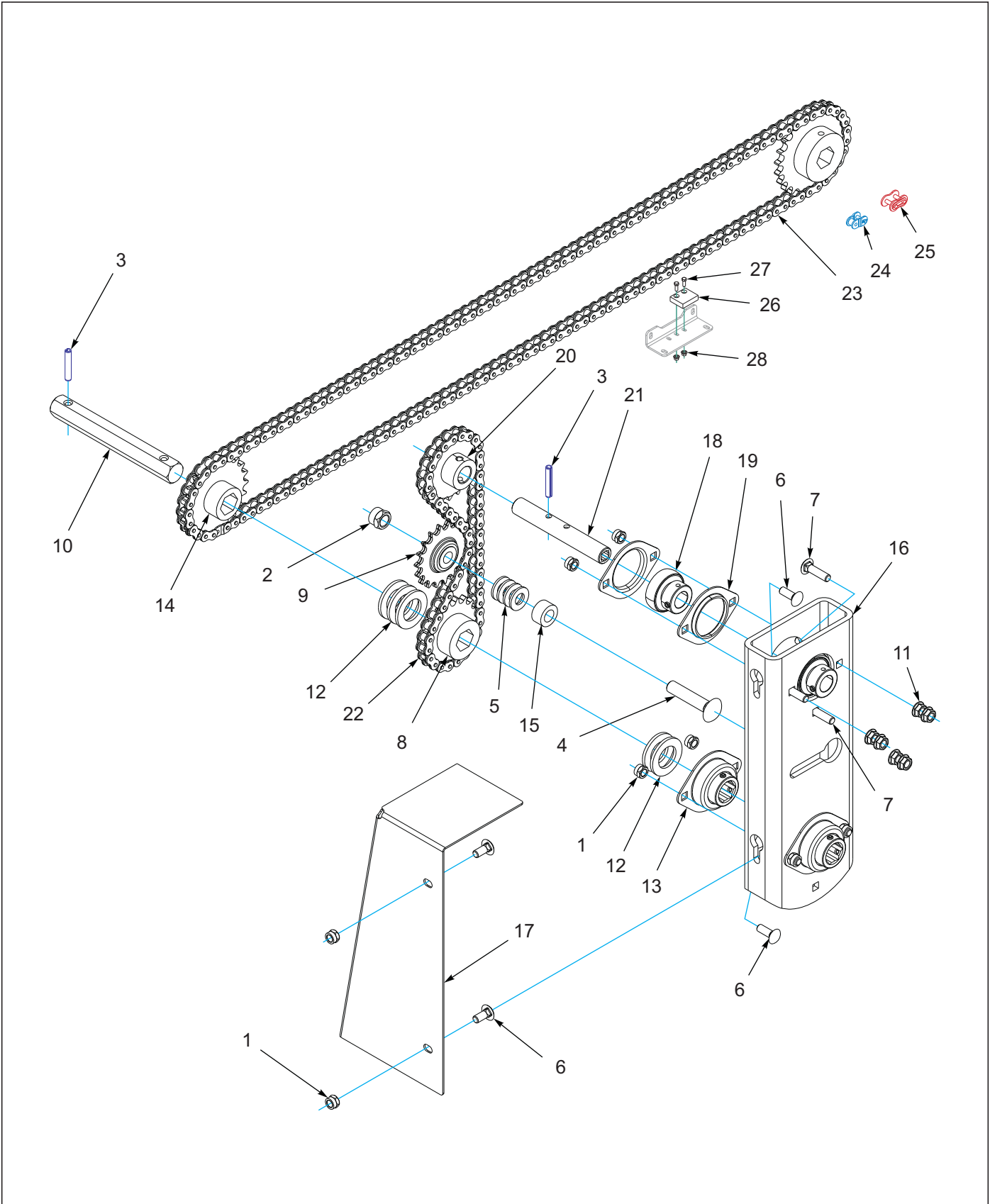


Figure 9-8: Seed Shaft Bearing Assembly, Left

Seed Shaft Bearing Assembly, Left

ITEM	PART NUMBER	DESCRIPTION	QTY.
--	176606	BEARING ASSEMBLY, SEED SHAFT LEFT	
1	1-512-010005-03	NUT, HEX LOCK 5/16-18 GRB	2
2	1-512-010005-09	NUT, HEX LOCK 1/2-13 GRB	2
3	1-647-010004217	SPRING PIN, SLOTTED 1/4 X 1-1/2	2
4	1-654-010070-07	SCREW, RD HEAD SQ NECK 1/2-13 X 2-1/2	1
5	1-861-010032-14	WASHER, FLAT 1/2" N ZP/CD	2
6	105909	SCREW, RD HEAD SQ NECK 5/16-18 X 3/4	2
7	111-1267	SCREW, RD HEAD SQ NECK 5/16-18 X 1-1/4 GR5	3
8	122827	SPROCKET, TRANSMISSION 19T	1
9	122871	SPROCKET, TRANSMISSION IDLER	3
10	125777	SHAFT, HEX 7/8 X 7	1
11	126561	NUT, FLANGE HEAD SERRATED, 5/16-18	34
12	141238	WASHER, SPINDLE	5
13	144060	BEARING, 7/8 HEX BORE 2 BOLT	2
14	144082	SPROCKET, TRANS 40 X 22T	1
15	144086	SPACER, 1 X 9/16 X 17/32	1
16	168906	BEARING MOUNT, SEED SHAFT	1
17	176568	SHIELD, SMALL SEED LEFT	1
18	1D598	BEARING AND COLLAR 3/4	2
19	2K503	FLANGETTE, 2 BOLT	4
20	3P115	SPROCKET, #40B19 X 3/4" BORE	1
21	6K516	DRIVE TUBE	1
22	176627	ROLLER CHAIN, #40X57P 28-1/2L	1
23	176664	ROLLER CHAIN, #40X164P 82L	1
24	163981	OFFSET LINK #40	1
25	119716	CONNECTING LINK #40 CHAIN	1
26	231495	WEAR PAD, CHAIN	1
27	1-654-010051-05	SCREW,HEX CAP 3/8-16UNCX1 GR5	2
28	1-510-010001	NUT, 3/8-16 UNC FLG LOCK GR G	2

Hydraulic Down Pressure Assemblies

Hydraulic Down Pressure Opener Bar Assembly

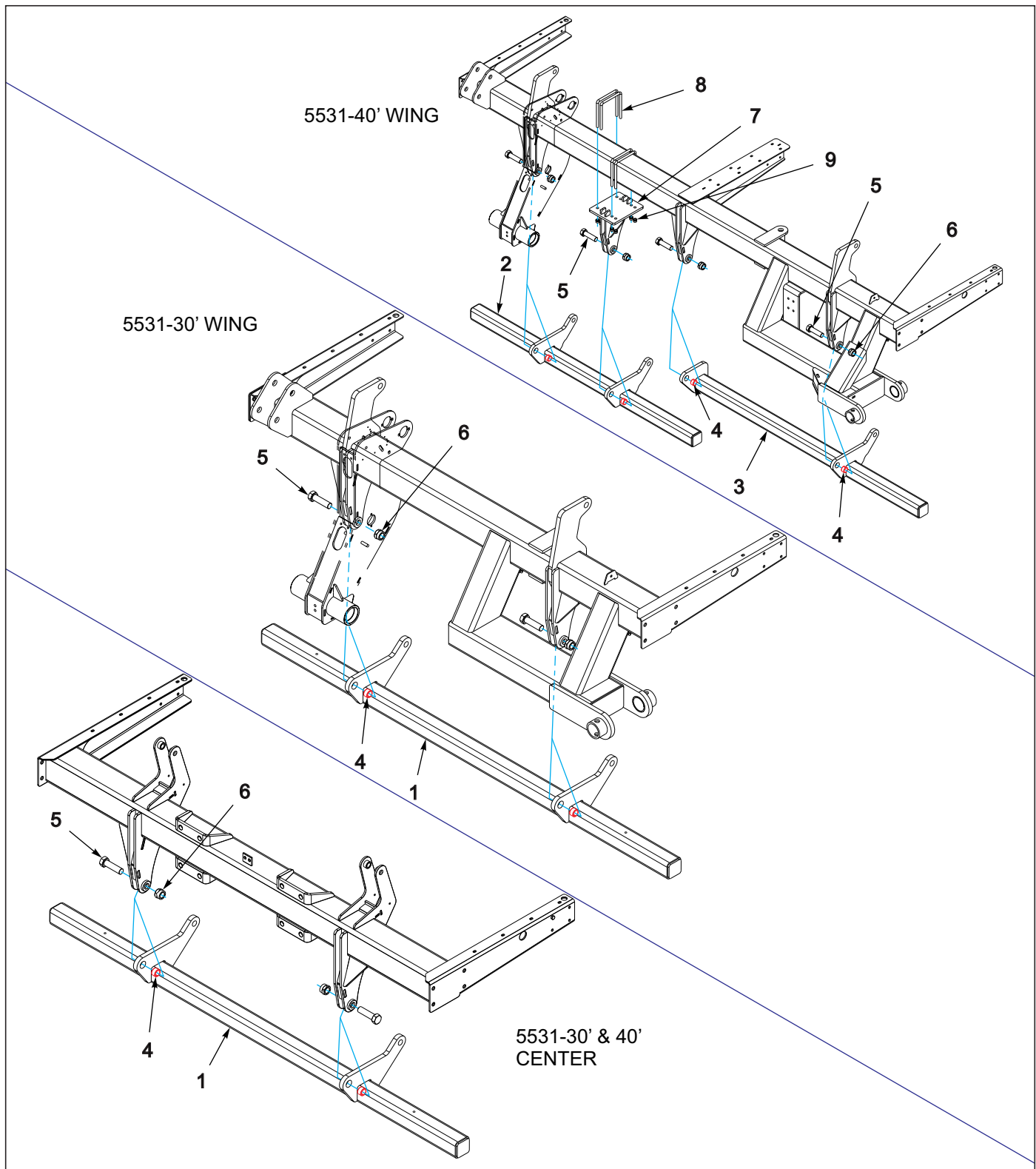


Figure 10-1: Hydraulic Down Pressure Opener Bar Assembly

Hydraulic Down Pressure Opener Bar Assembly

ITEM	PART NUMBER	DESCRIPTION	QTY.	
--	-----	5531-30' OPENER BAR ASSEMBLIES	*	
--	-----	5531-40' OPENER BAR ASSEMBLIES		*
1	186233	BAR, OPENER 118" HYD	3	1
2	187498	BAR, OPENER OUTER	--	2
3	187496	BAR, OPENER INNER RIGHT	--	2
3	187497	BAR, OPENER INNER LEFT (NOT SHOWN)	--	2
4	2-150-010174	BUSHING,1-5/8X1-1/4X1	6	10
5	101509	SCREW HX CP 1-1/4-7X4-1/2 GR5	6	10
6	101385	NUT,HEX SLFLKG,1-1/4-7 GRB	6	10
7	187493	MOUNT, OPENER BAR	--	2
8	70593063	U-BOLT	--	8
9	1-512-010005-13	NUT,HEX SLFLKG GRB 5/8-11	--	16

Hydraulic Down Pressure Drive Assembly

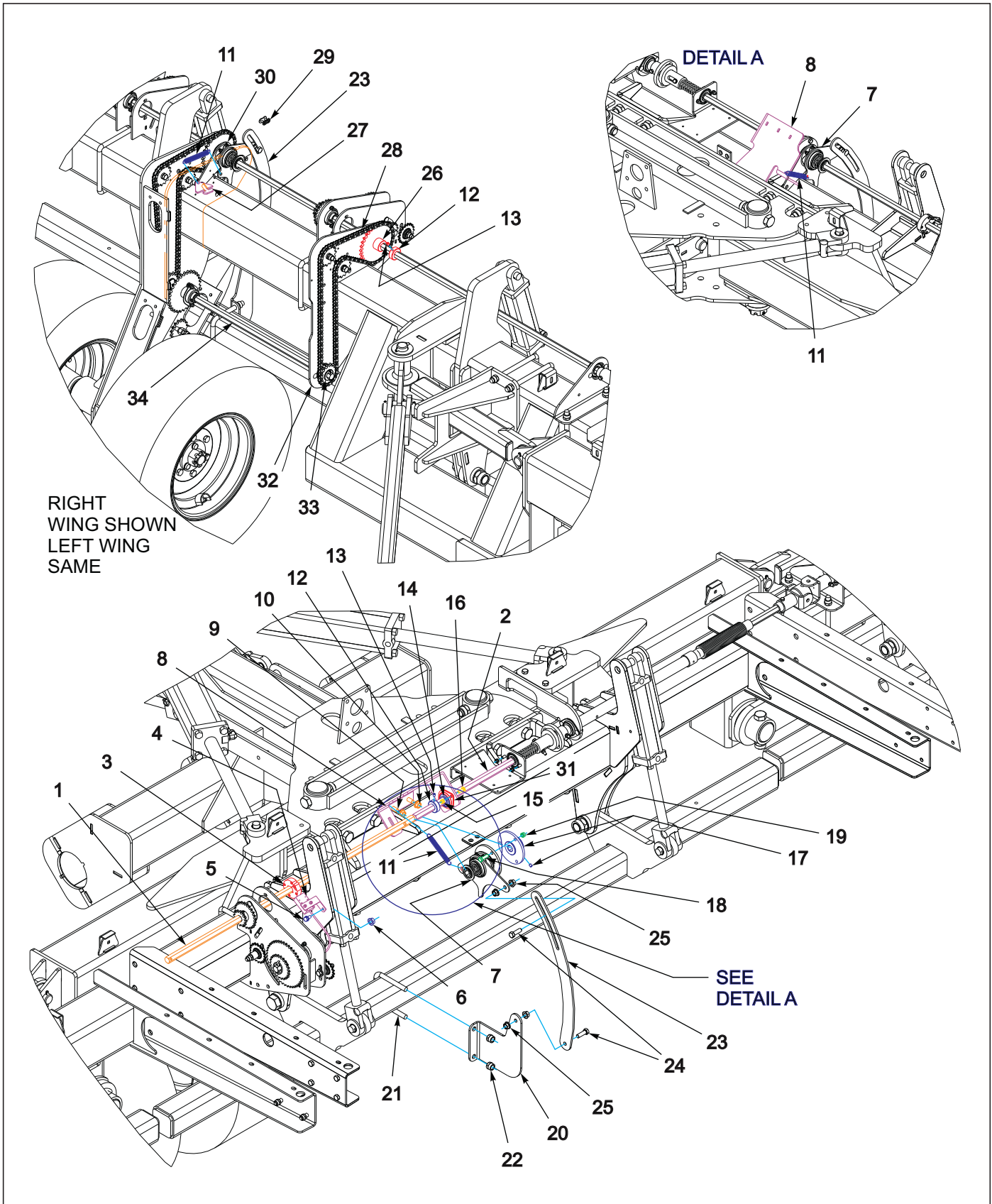


Figure 10-2: Hydraulic Down Pressure Drive Assembly

Hydraulic Down Pressure Drive Assembly

ITEM	PART NUMBER	DESCRIPTION	QTY.
1	161462	SHAFT 7/8 HEX, 48L	1
2	194684	SHAFT, 7/8 HEX, 26-1/4 L	1
3	174420	ACTUATOR, 7/8 HEX	1
4	174419	SENSOR, SMART SHAFT	1
5	144268	SCREW 5/16-18UNCX3/4FLG HD ZP	1
6	126561	NUT,FLG HD,SERRATED,5/16-18ZP	1
7	187504	CLUTCH ASSY, SEED DRIVE (SEE PAGE 10-5)	1
8	187509	BRACKET, BEARING MOUNT	1
9	1-654-010055-04	SCREW,HEX CAP,1/2-13UNCX1-3/4	2
10	1-510-010003-09	NUT,1/2-13 FLANGE HD,SERRATED	2
11	25021	SPRING, EXT	3
12	158305	SET COLLAR, 7/8 HEX	2
13	107-0975	SCREW SET LOCK 5/16-18X3/8LG	2
14	122848	BEARING,SELF-ALIGN 7/8HEXSHFT	1
15	1-512-010005-03	NUT HEX SLFLKG GRB 5/16-18	2
16	104031	SCREW,RDHD,SQNK 5/16-18X1 GR5	2
17	187506	COUPLER, SEED DRIVE SHAFT	1
18	1-654-010051-06	SCREW,HEX CAP 3/8-16UNCX1-1/4	3
19	1-512-010005-05	NUT, HEX, SLFLKG GRB 3/8-16	3
20	186234	MOUNT, CLUTCH LINK	1
21	6-102-010009	U-BOLT RIGID GA WHEEL	1
22	1-512-010005-13	NUT,HEX SLFLKG GRB 5/8-11	2
23	186235	LINK, CLUTCH CURVED	3
24	1-654-010055-03	SCREW,HEX CAP,1/2-13UNCX1-1/2	2
25	1-510-010003-09	NUT,1/2-13 FLANGE HD,SERRATED	4
26	125720	SPROCKET,TRANS MONOS, 30TEETH	1
27	201774	MOUNT, SPRING END	2
28	172646	ROLLER CHAIN, #50X116P 72-1/2L	2
29	129683	LINK, CLIP CONN #50 CHAIN	1
30	201787	CLUTCH ASSY, SEED DRIVE (SEE PAGE 10-7)	2
31	143901	FLANGE, BEARING 2-HOLE	2
32	159924	MOUNT, CLUTCH	2
33	125784	SPROCKET,TRANS MONOS,15 TEETH	2
34	153857	SHAFT, 7/8 HEX, 34L (5531-30')	2
34	159921	SHAFT, 7/8 HEX, 78 L (5531-40')	2

Hydraulic Down Pressure Clutch W/Flange Assembly

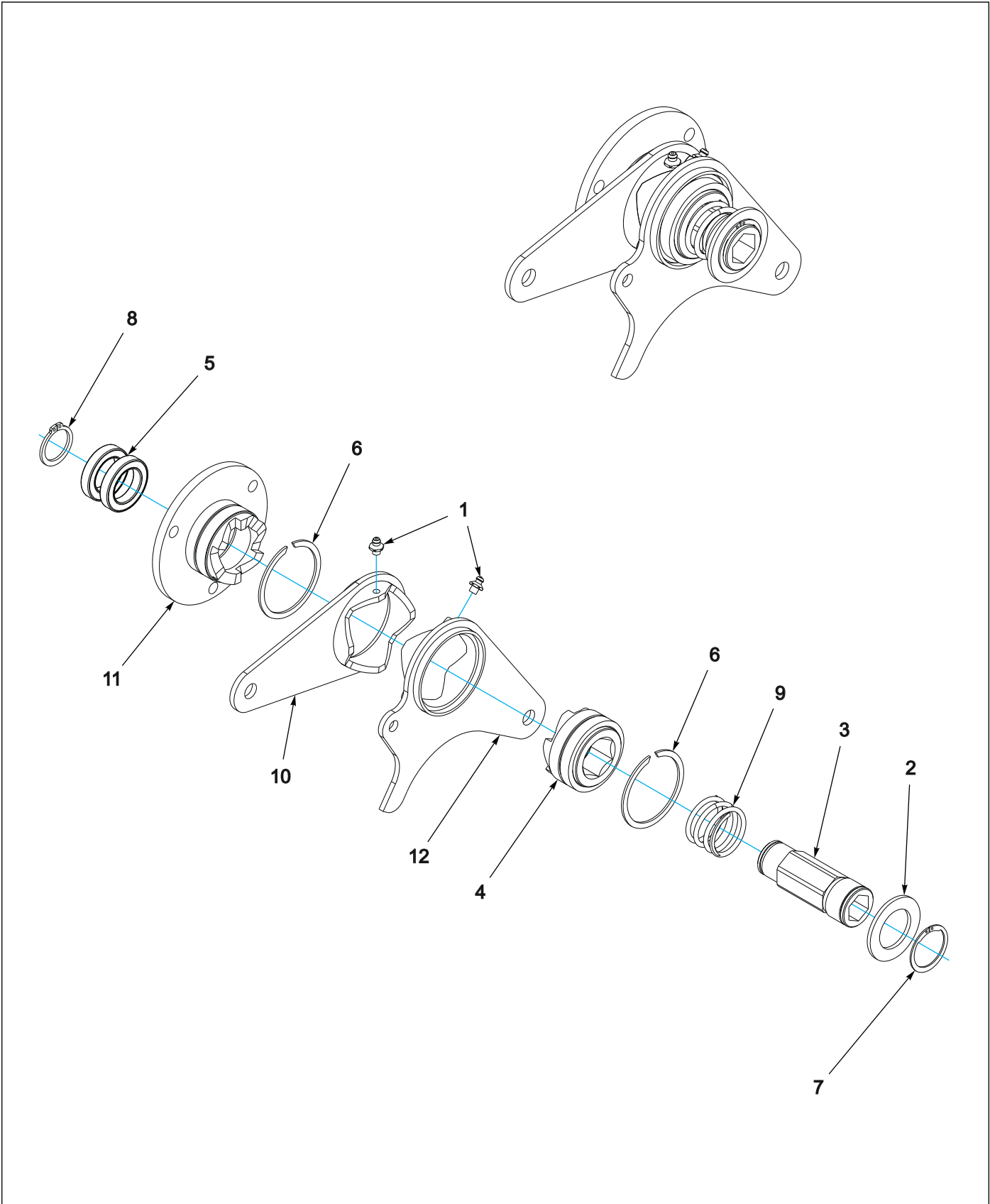


Figure 10-3: Hydraulic Down Pressure Clutch W/Flange Assembly

Hydraulic Down Pressure Clutch W/Flange Assembly

ITEM	PART NUMBER	DESCRIPTION	QTY.
--	187504	CLUTCH ASSY, SEED DRIVE	
1	1-298-010001-1	ZERK FITTING 1/4 SAE	2
2	140480	WASHER, TRUNNION	1
3	143947	SHAFT, SEED DRIVE CLUTCH	1
4	143954	CLUTCH DRIVE WLDMT, W/HEX HOLE	1
5	143956	BEARING, SEED DRIVE CLUTCH	2
6	143957	SNAP RING, 2-1/2 SHAFT	2
7	143987	SNAP RING, 1-3/8 SHAFT	1
8	143992	SNAP RING, 1.181 SHAFT	1
9	144049	SPRING, COMPRESSION 2" L	1
10	144050	ARM WLDMT CLUTCH	1
11	187505	CLUTCH DRIVE, W/FLANGE	1
12	201772	ARM WLDMT CLUTCH	1

Hydraulic Down Pressure Clutch W/Sprocket Assembly

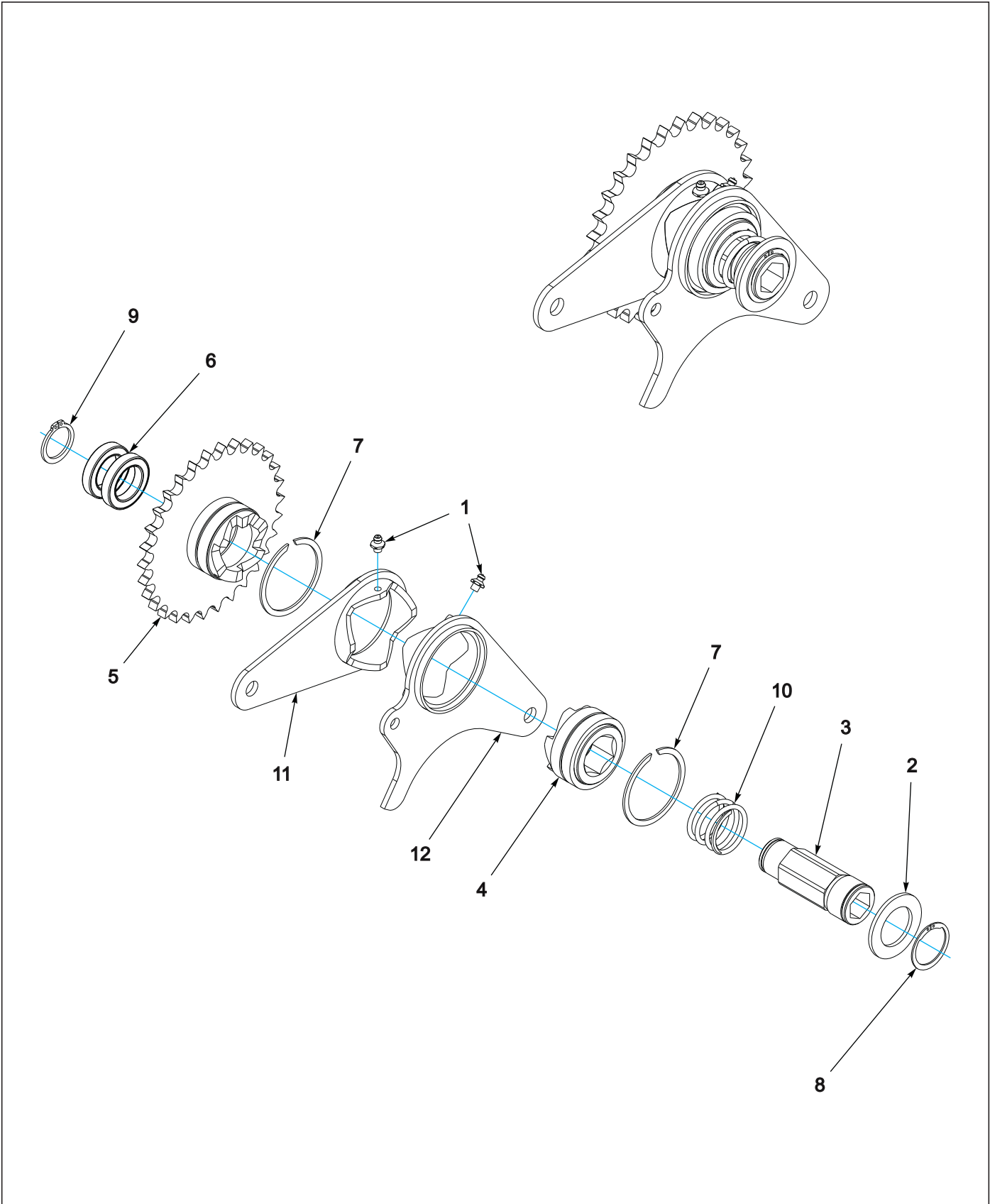


Figure 10-4: Hydraulic Down Pressure Clutch W/Sprocket Assembly

Hydraulic Down Pressure Clutch W/Sprocket Assembly

ITEM	PART NUMBER	DESCRIPTION	QTY.
--	201787	CLUTCH ASSY, SEED DRIVE	
1	1-298-010001-1	ZERK FITTING 1/4 SAE	2
2	140480	WASHER, TRUNNION	1
3	143947	SHAFT, SEED DRIVE CLUTCH	1
4	143954	CLUTCH DRIVE WLDMT, W/HEX HOLE	1
5	143955	CLUTCH DRIVE WLDMT, W/SPROCKET	1
6	143956	BEARING, SEED DRIVE CLUTCH	2
7	143957	SNAP RING, 2-1/2 SHAFT	2
8	143987	SNAP RING, 1-3/8 SHAFT	1
9	143992	SNAP RING, 1.181 SHAFT	1
10	144049	SPRING, COMPRESSION 2" L	1
11	144050	ARM WLDMT CLUTCH	1
12	201772	ARM WLDMT CLUTCH	1

Hydraulic Down Pressure Opener Assembly 5531-30'

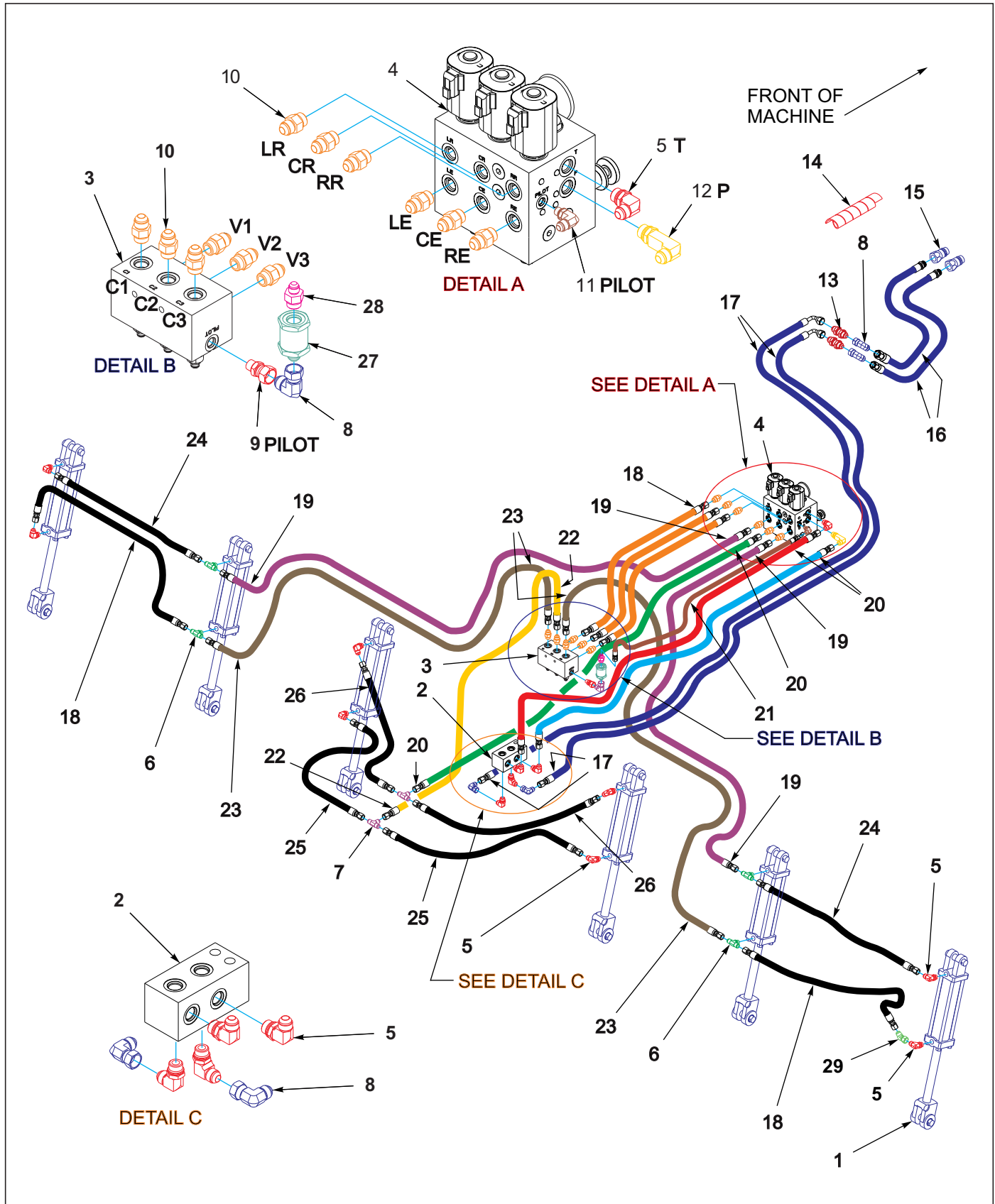


Figure 10-5: Hydraulic Down Pressure Opener Assembly 5531-30'

Hydraulic Down Pressure Opener Assembly 5531-30'

ITEM	PART NUMBER	DESCRIPTION	QTY.
1	142755	CYLINDER 2X10 W/90PORT. BLUE (SEE PAGE 13-5)	6
2	2-474-010022	MANIFOLD ASSY, HYDR 8 HOSE	1
3	199311	MANIFOLD ASSY LOCK VALVE (SEE PAGE 10-13)	1
4	203065	MANIFOLD ASSY DOWNPRESSURE (SEE PAGE 10-15)	1
5	2062-8-8S	ADAPTER, 90, #8 O-RING-TUBE	15
6	203003-8-8S	ADAPTER,TEE,#8 O-RING-TUBE	6
7	2033-8-8S	ADAPTER, TEE, #8 TUBE	2
8	2071-8-8S	ADAPTER90 #8 FLR SWIVEL #8JIC	5
9	2266-6-8S	ADAPTER #6 SAE X #8 JIC	1
10	202702-8-8S	ADAPTER #8 O-RING TO #8 TUBE	12
11	102-1238	ADAPTER,90-#4 O-RING/#6 JIC	1
12	206209-8-8S	ADAPTER,90LONG,#8 O-RING-TUBE	1
13	102-0322	37 FLARE BULKHEAD/37 FLARE	2
14	172973	HOSE WRAP, RED	1
15	141828	COUPLER,MALE 3/4-16 O-RING	2
16	208269	HOSE ASSY 1/2X96 #8JIC X #8OR	2
17	101014	HOSE ASSY,1/2X248,SAE37,STR90	2
18	50008-69	HOSE ASSY 1/2X72 SAE37 STR	5
19	1-397-010301194	HOSE ASSY,1/2X194,SAE37, STR	2
20	1-397-010301108	HOSE ASSY,1/2X108,SAE37 STR	3
21	172998	HOSE ASSY, 1/4 X 75 #6 JIC STR	1
22	1-397-010301040	HOSE ASSY,1/2X40,SAE37STR-STR	1
23	1-397-010301127	HOSE ASSY,1/2X127 SAE37STR-ST	2
24	168521	HOSE ASSY 1/2X67 SAE37 STR-STR	2
25	1-397-010301030	HOSE ASSY 1/2X30 SAE37,STR	2
26	1-397-010301033	HOSE ASSY,1/2X33,SAE37,STR-ST	2
27	218359	FILTER, IN-LINE #8MJICX#8FORB	1
28	202702-8-6S	ADAPTER #8 O-RING TO #6 TUBE	1
29	121031	FITTING,45EL #8M X #8F 37SWVL	1

Hydraulic Down Pressure Opener Assembly 5531-40'

ITEM	PART NUMBER	DESCRIPTION	QTY.
1	142755	CYLINDER 2X10 W/90PORT. BLUE (SEE PAGE 13-5)	2
2	186232	CYLINDER, 2-1/2 X 10 3000 PSI	4
3	2-474-010022	MANIFOLD ASSY, HYDR 8 HOSE	1
4	199311	MANIFOLD ASSY LOCK VALVE (SEE PAGE 10-13)	1
5	203065	MANIFOLD ASSY DOWNPRESSURE (SEE PAGE 10-15)	1
6	2062-8-8S	ADAPTER, 90, #8 O-RING-TUBE	15
7	148338	FITTING, UNION SAE 37 8X8	4
8	2033-8-8S	ADAPTER, TEE, #8 TUBE	6
9	2071-8-8S	ADAPTER90 #8 FLR SWIVEL #8JIC	5
10	2266-6-8S	ADAPTER #6 SAE X #8 JIC	1
11	202702-8-8S	ADAPTER #8 O-RING TO #8 TUBE	12
12	102-1238	ADAPTER,90-#4 O-RING/#6 JIC	1
13	206209-8-8S	ADAPTER,90LONG,#8 O-RING-TUBE	1
14	102-0322	37 FLARE BULKHEAD/37 FLARE	2
15	141828	COUPLER,MALE 3/4-16 O-RING	2
16	208269	HOSE ASSY 1/2X96 #8JIC X #8OR	2
17	187486	HOSE ASSY, 1/2X300,SAE37,STR90	2
18	50008-69	HOSE ASSY 1/2X72 SAE37 STR	3
19	1-397-010301194	HOSE ASSY,1/2X194,SAE37, STR	2
20	1-397-010301108	HOSE ASSY,1/2X108,SAE37 STR	3
21	172998	HOSE ASSY, 1/4 X 75 #6 JIC STR	1
22	1-397-010301040	HOSE ASSY,1/2X40,SAE37STR-STR	1
23	1-397-010301127	HOSE ASSY,1/2X127 SAE37STR-ST	2
24	1-397-010301030	HOSE ASSY 1/2X30 SAE37,STR	2
25	1-397-010301033	HOSE ASSY,1/2X33,SAE37,STR-ST	2
26	1413916	HOSE ASSY #8 X 54	4
27	168521	HOSE ASSY 1/2X67 SAE37 STR-STR	2
28	1-397-010301076	HOSE ASSY,1/2X76,SAE 37,STR	2
29	1406044	HOSE ASSY 1/2X60SAE37STR-STR	4
30	172973	HOSE WRAP, RED	1
31	218359	FILTER, IN-LINE #8MJICX#8FORB	1
32	202702-8-6S	ADAPTER #8 O-RING TO #6 TUBE	1
33	121031	FITTING,45EL #8M X #8F 37SWVL	1

Hydraulic Down Pressure Opener Valve Assembly

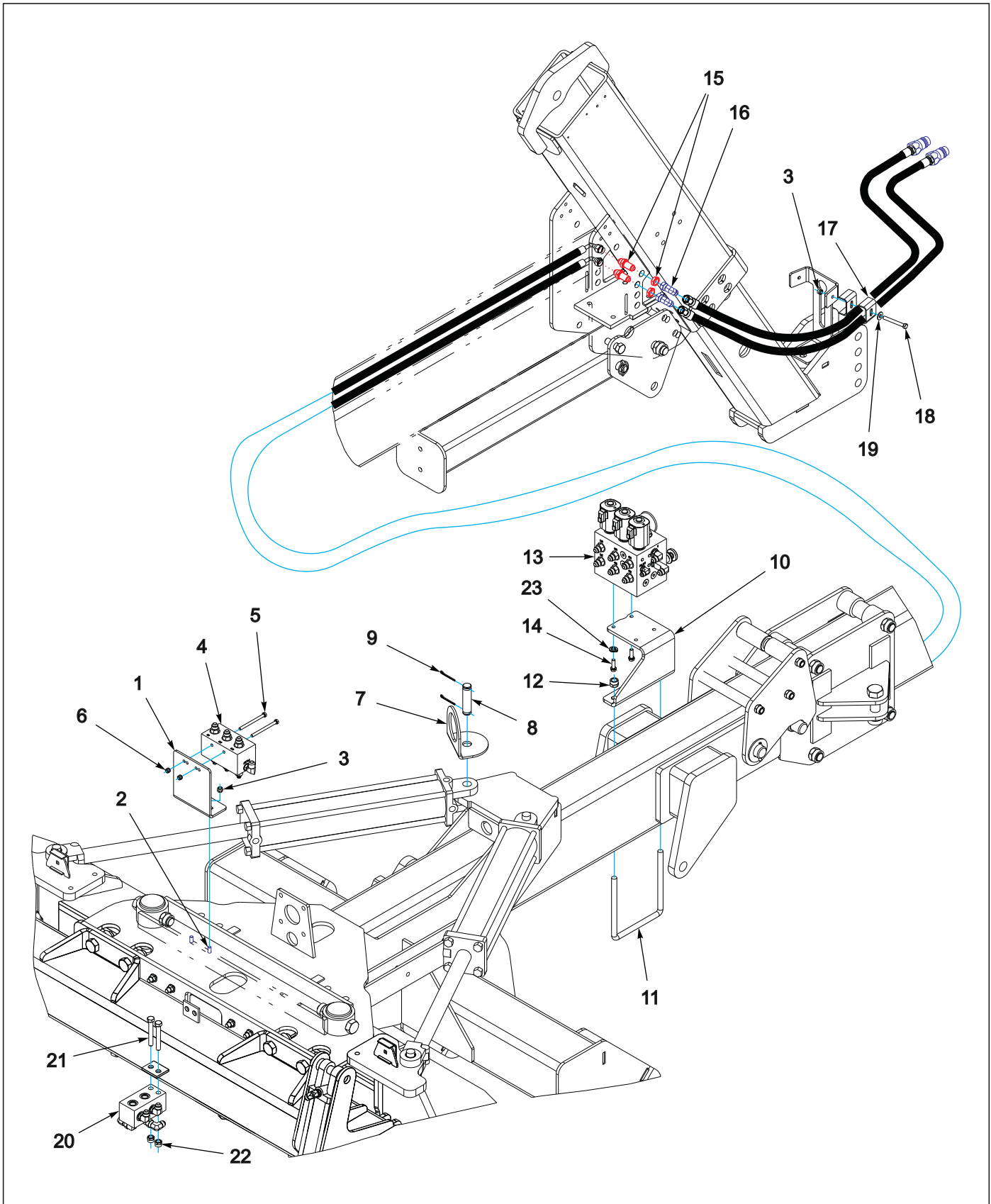


Figure 10-7: Hydraulic Down Pressure Opener Valve Assembly

Hydraulic Down Pressure Opener Valve Assembly

ITEM	PART NUMBER	DESCRIPTION	QTY.
1	199323	MOUNT, LOCK VALVE	1
2	1-654-010051-06	SCREW,HEX CAP 3/8-16UNCX1-1/4	2
3	1-512-010005-05	NUT, HEX, SLFLKG GRB 3/8-16	3
4	199311	MANIFOLD ASSY LOCK VALVE	1
5	123579	SCREW HX CP 5/16-18X4 ZP	2
6	1-512-010005-03	NUT HEX SLFLKG GRB 5/16-18	2
7	186246	BRACKET, HOSE MOUNT	1
8	190400035	PIN, HT CYL CLEVIS 1 IN	1
9	220001504	COTTER PIN 3/16 X 1-1/4	2
10	205170	MOUNT, DOWNPRESSURE VALVE	1
11	70593063	U-BOLT	1
12	1-512-010005-13	NUT,HEX SLFLKG GRB 5/8-11	2
13	203065	MANIFOLD ASSY DOWNPRESSURE (SEE PAGE 10-15)	1
14	1-654-010051-06	SCREW,HEX CAP 3/8-16UNCX1-1/4	4
15	102-0322	37 FLARE BULKHEAD/37 FLARE	2
16	2071-8-8S	ADAPTER90 #8 FLR SWIVEL #8JIC	2
17	2-181-010001	HOSE CLAMP	1
18	1-654-010051-13	SCREW,HX CP,3/8-16UNCX3,GR5	1
19	1-861-010032-11	WASHER, FLAT 3/8 W ZP/CD	1
20	2-474-010022	MANIFOLD ASSY, HYDR 8 HOSE	1
21	1-654-010055-11	SCREW,HX CP 1/2-13UNCX3-1/2	2
22	1-512-010005-09	NUT,HEX,SLFLKG, 1/2-13 GRB	2
23	1-861-010034-11	MOUNT, LOCK VALVE	4

Down Pressure Manifold Assembly

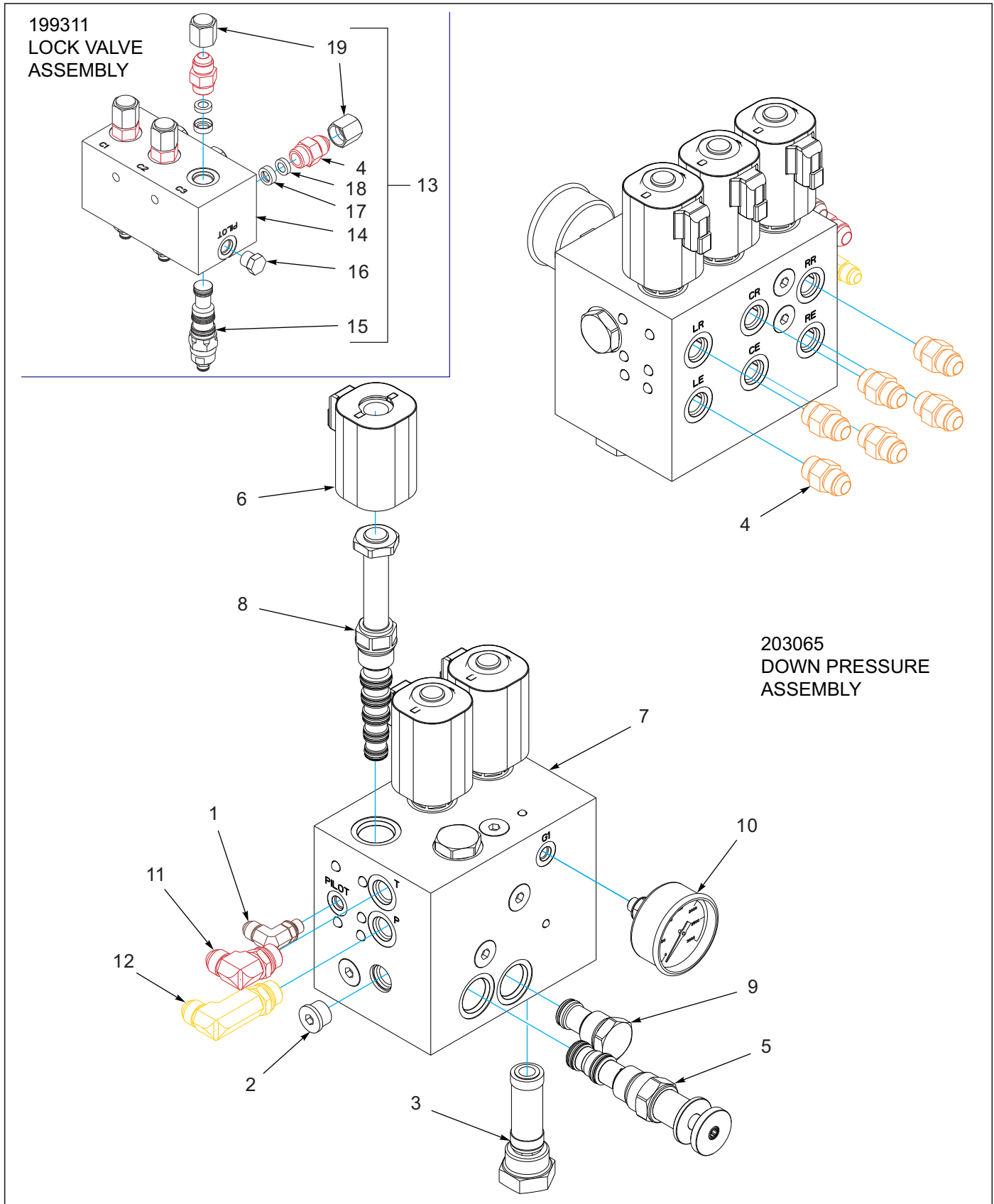


Figure 10-8: Down Pressure Manifold Assembly

Down Pressure Manifold Assembly

ITEM	PART NUMBER	DESCRIPTION	QTY.
--	203065	MANIFOLD ASSY DOWNPRESSURE (INCLUDES ITEMS 1-12)	
1	102-1238	ADAPTER,90-#4 O-RING/#6 JIC	1
2	121029	PLUG #8 SAE M O-R BOSS HX SKT	7
3	195198	FILTER-HIGH PRESS, CF/CE-12-10	1
4	202702-8-8S	ADAPTER #8 O-RING TO #8 TUBE	12
5	203067	CARTRIDGE, PRESSURE REDUCING	1
6	203068	COIL, 12VDC #12 DEUTSCH DT04	3
7	203070	MANIFOLD ASSY W/PLUGS	1
8	203076	CARTRIDGE, SOLENOID 6-WAY	3
9	203077	VALVE, CHECK #12	3
10	205169	GAUGE PRESSURE 3000 -4ORB BACK	1
11	2062-8-8S	ADAPTER, 90, #8 O-RING-TUBE	1
12	206209-8-8S	ADAPTER,90LONG,#8 O-RING-TUBE	1
13	199311	MANIFOLD ASSY LOCK VALVE (INCLUDES ITEMS 4, 14-19)	1
14	199310	MANIFOLD, LOCK VALVE	1
15	205953	VALVE, COUNTERBALANCE CART	3
16	900598-6S	PLUG O-RING 9/16-18 AEROQUIP	1
17	218369	SLEEVE, FILTER	6
18	218375	SCREEN, CARTRIDGE 16.0 MM	6
19	102-0323	ADAPTER, #8 JIC CAP NUT	6

Hydraulic Down Pressure Wiring Assembly

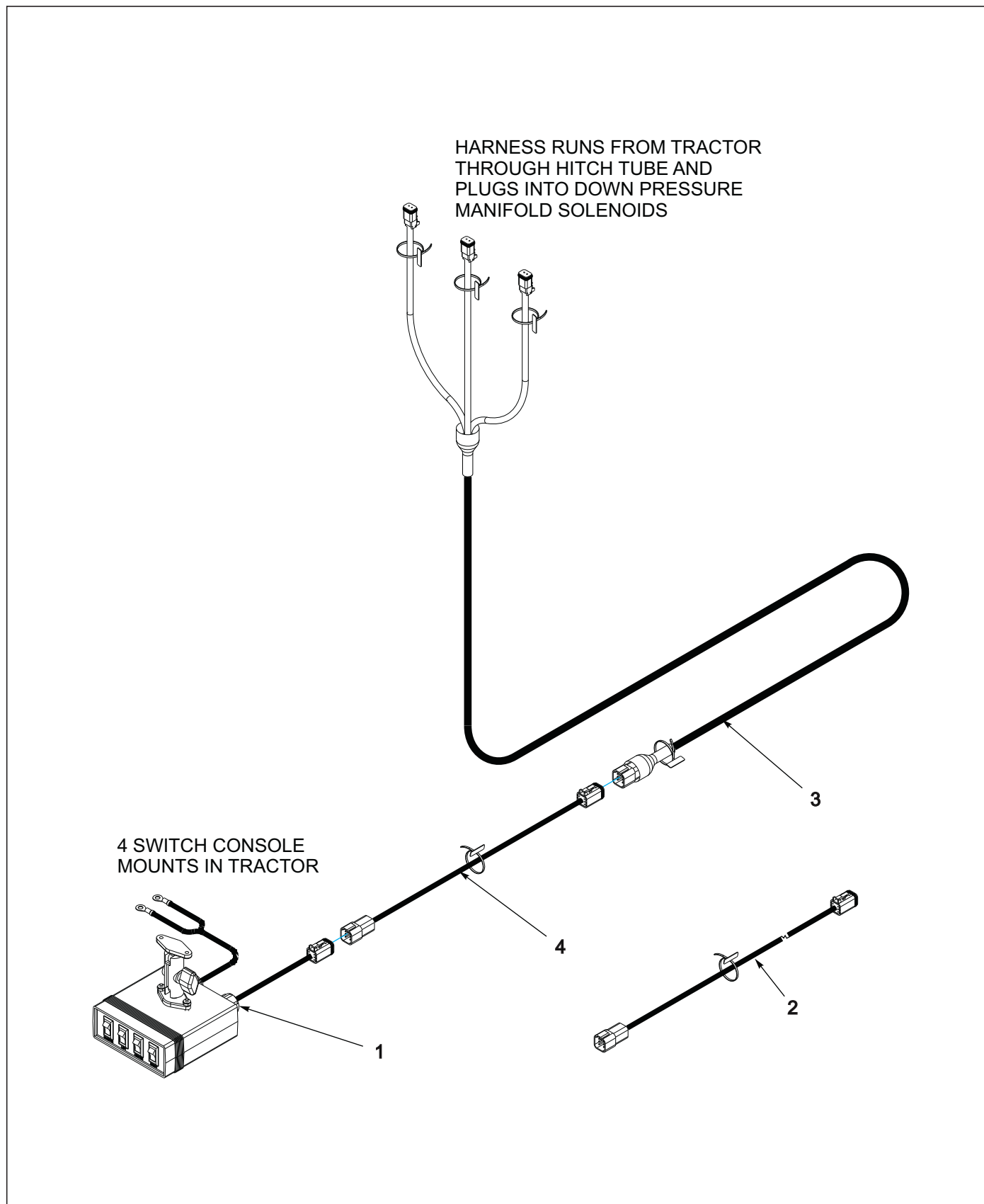


Figure 10-9: Hydraulic Down Pressure Wiring Assembly

Hydraulic Down Pressure Wiring Assembly

ITEM	PART NUMBER	DESCRIPTION	QTY.
1	166224	CONSOLE ASSY 4 SWITCH	1
2	203030	HARNESS ASSY POINT ROW EXT 60"	1
3	199324	HARNESS ASSY POINT ROW BRANCH	1
4	164251	HARNESS ASSY POINT ROW EXT	1

Hydraulic Lift Assembly Front

ITEM	PART NUMBER	DESCRIPTION	QTY.
1	1-242-010172-3	CYL HYD 4X24 3000PSI (SEE PAGE 13-1)	1
2	124696	VALVE,CHK DBL PILOT O-RING	1
3	1-654-010051-13	SCREW,HX CP,3/8-16UNCX3,GR5	3
4	144086	SPACER 1 X 9/16 X 17/32	2
5	1-512-010005-05	NUT, HEX, SLFLKG GRB 3/8-16	2
6	2062-8-8S	ADAPTER, 90, #8 O-RING-TUBE	2
7	202702-8-8S	ADAPTER #8 O-RING TO #8 TUBE	4
8	102-0322	37 FLARE BULKHEAD/37 FLARE	2
9	123109	ADAPTER, TEE, #8JIC FEM BR	2
10	141828	COUPLER,MALE 3/4-16 O-RING	2
11	141878	HOSE ASSY 3/8X90 #8JICX#8OR (BEFORE 5-25_2017)	2
11	208261	HOSE ASSY 3/8X96 #8JIC X #8OR (AFTER 5-25_2017)	2
12	174366	HOSE ASSY, 3/8 X 9 #8JIC SWIV	1
13	176558	HOSE ASSY, 3/8X8 #8JIC SWIV	1
14	116489	HOSE ASSY 3/8X64 #8 JIC SW	1
15	116489	HOSE ASSY 3/8X64 #8 JIC SW	1
16	153840	HOSE ASSY 3/8X273 #8STR-#8-90 (5531-30')	2
16	154906	HOSE ASSY 3/8X324 #8STR-#8-90 (5531-40')	2
17	155528	HOSE WRAP, BLUE 1" ID X 8"	1

Hydraulic Lift Assembly Rear

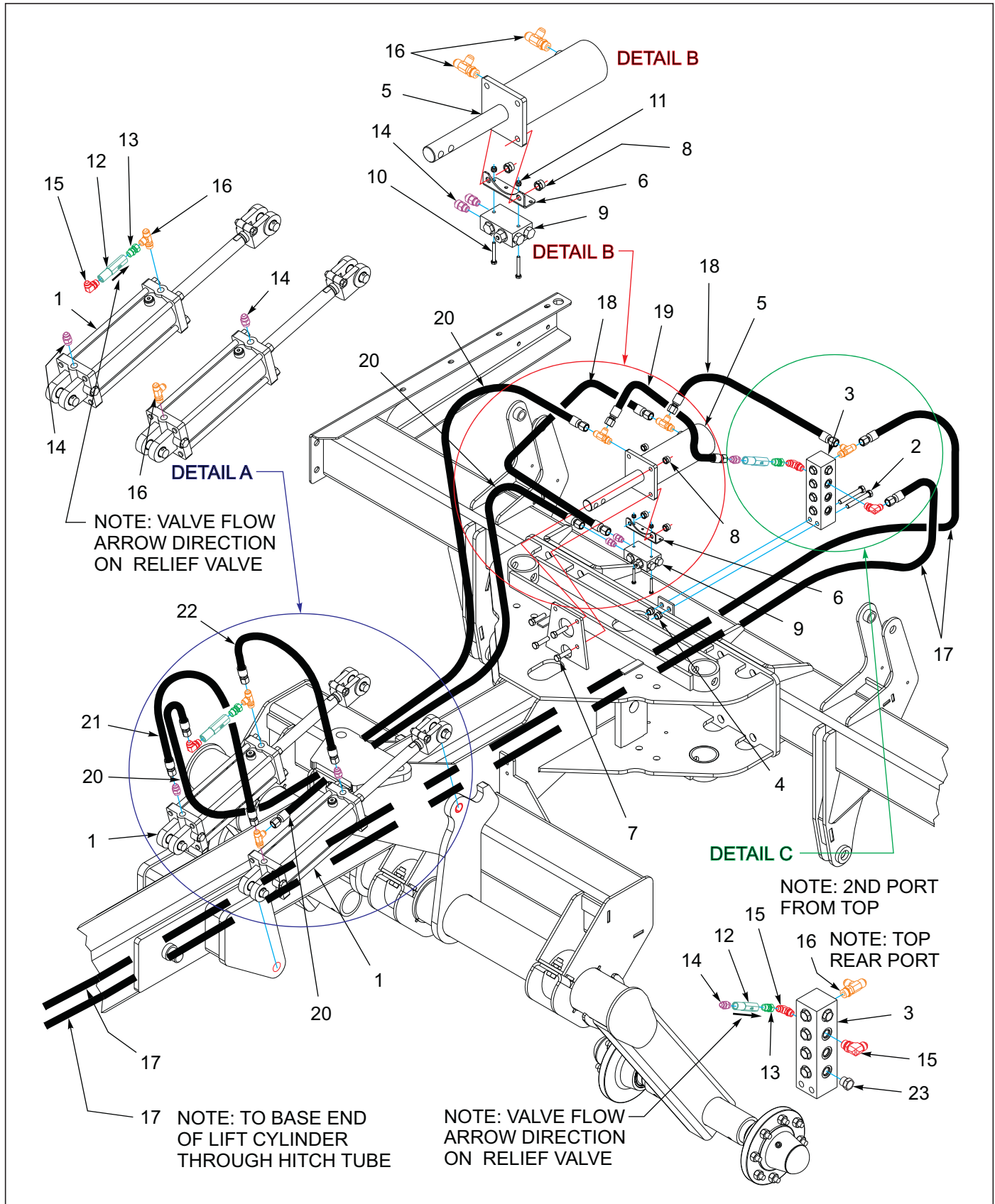


Figure 11-2: Hydraulic Lift Assembly Rear

Hydraulic Lift Assembly Rear

ITEM	PART NUMBER	DESCRIPTION	QTY.
1	144321	CYLINDER, 4 X 10 (SEE PAGE 13-3)	2
2	1-654-010055-11	SCREW,HX CP 1/2-13UNCX3-1/2	2
3	141594	MANIFOLD, HYDRAULIC 16 PORT	1
4	1-512-010005-09	NUT,HEX,SLFLKG, 1/2-13 GRB	2
5	140631	CYLINDER 3-1/2X6 (SEE PAGE 13-8)	1
6	144239	MOUNT, RELEASE VALVE	1
7	1-654-010055-05	SCREW,HEX CAP,1/2-13UNCX2 GR5	4
8	1-512-010005-09	NUT,HEX,SLFLKG, 1/2-13 GRB	4
9	144138	VALVE, STOP	9
10	1-654-010047-10	SCREW,HX CP,1/4-20UNC X2 GR5	2
11	1-512-010005-01	NUT,HEX,SLFLKG GRB 1/4-20	2
12	213930	VALVE, RELIEF INLINE SAE 8	2
13	102-1130	FTG,STR 8M ORING X 8F JIC SW	2
14	202702-8-8S	ADAPTER #8 O-RING TO #8 TUBE	5
15	2062-8-8S	ADAPTER, 90, #8 O-RING-TUBE	3
16	203005-8-8S	ADAPTER,TEE,#8 O-RING-TUBE	5
17	153840	HOSE ASSY 3/8X273 #8STR-#8-90 (5531-30')	2
17	154906	HOSE ASSY 3/8X324 #8STR-#8-90 (5531-40')	2
18	153841	HOSE ASSY 3/8X18 #8 JIC SWIV	1
19	147582	HOSE ASSY 3/8X24 #8 JIC SWIV	1
20	116490	HOSE ASSY 3/8X78 #8 JIC SW	2
21	71508985	HOSE ASSY .38 X 30	1
22	137602	HOSE ASSY, 3/8X27, #8JIC SWVL	1
23	1-007-010025	PLUG, 3/4-16 O-RING BOSS	9

Fold Hydraulic Assemblies

Fold Hydraulic Assembly

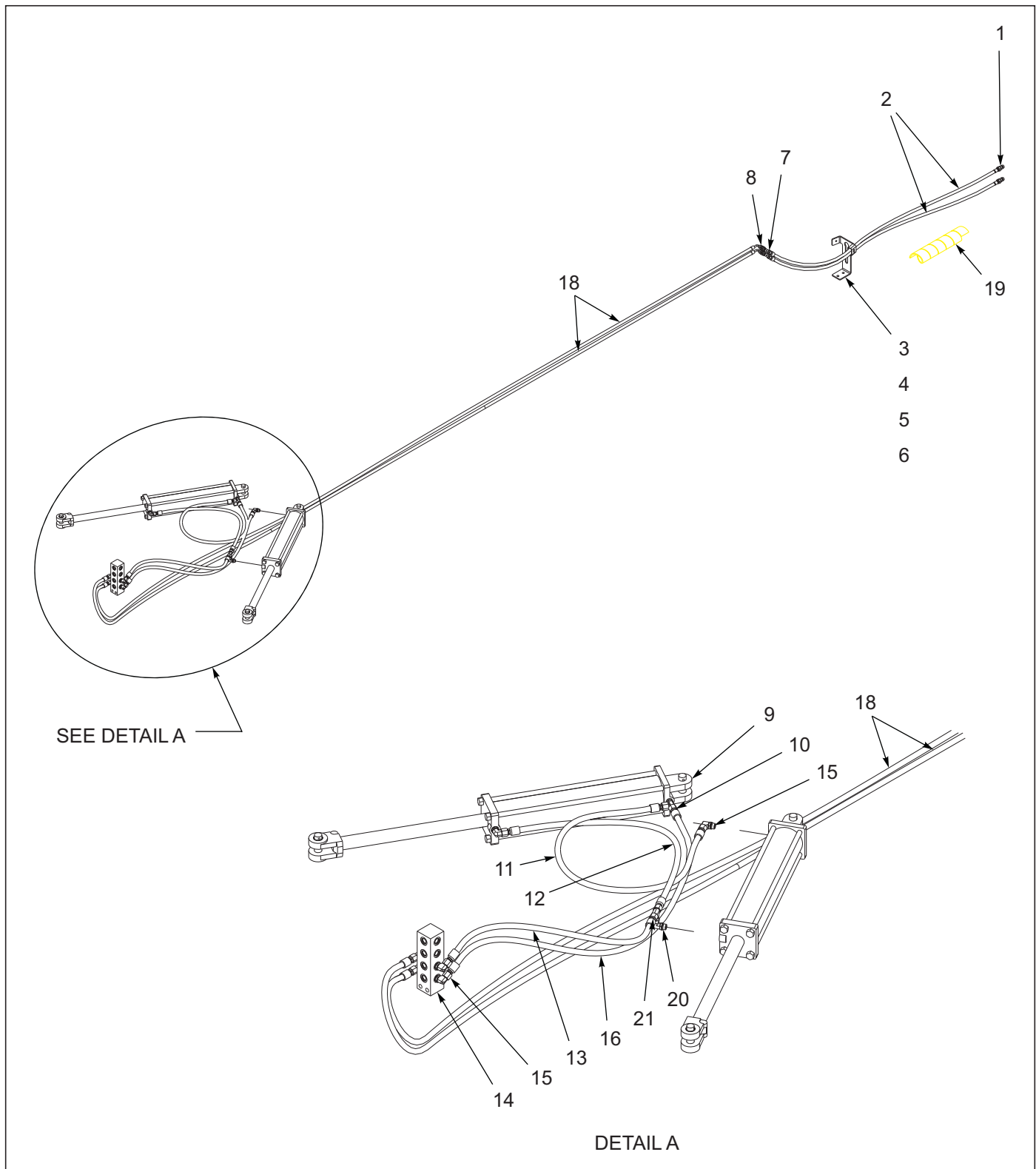


Figure 12-1: Fold Hydraulic Assembly

Fold Hydraulic Assembly

ITEM	PART NUMBER	DESCRIPTION	QTY.
1	141828	COUPLER, MALE 3/4-16	2
2	141878	HOSE ASSEMBLY, 3/8 X 90 (BEFORE 5-25_2017)	2
2	208261	HOSE ASSEMBLY, 3/8 X 96 (AFTER 5-25_2017)	2
3	153822	BRACKET, HOSE HOLDER	REF
4	1-654-010051-13	SCREW, HEX HEAD CAP 3/8-16 X 3 GR5	1
5	1-512-010005-05	NUT, HEX LOCK 3/8 GRB	1
6	1-861-010032-11	WASHER, FLAT 3/8	1
7	2071-8-8S	ADAPTER, 90	2
8	102-0322	BULKHEAD	2
9	142774	CYLINDER, HYDRAULIC 4 X 20 3000 PSI (SEE PAGE 13-2)	2
10	203005-8-8S	ADAPTER, TEE	5
11	1-397-010369054	HOSE ASSEMBLY 3/8 X 54	1
12	71508992	HOSE ASSEMBLY, 3/8 X 50	2
13	116489	HOSE ASSEMBLY, 3/8 X 64	1
14	141594	MANIFOLD, HYDRAULIC 16 PORT	1
15	2062-8-8S	ADAPTER, 90	3
16	1-397-010369036	HOSE ASSEMBLY, 3/8 X 36	2
17	1-796-010003-02	TIE, STRAP PLASTIC (NOT SHOWN)	AR
18	153840	HOSE ASSEMBLY, 3/8 X 273 (5531-30')	2
18	154906	HOSE ASSEMBLY, 3/8 X 324 (5531-40')	2
19	155529	HOSE WRAP, YELLOW	1
20	141826	ELBOW, 90 1/16 RESTRICTOR	2
21	123109	ADAPTER, TEE	3

Hydraulic Opener Assembly 5531-30'

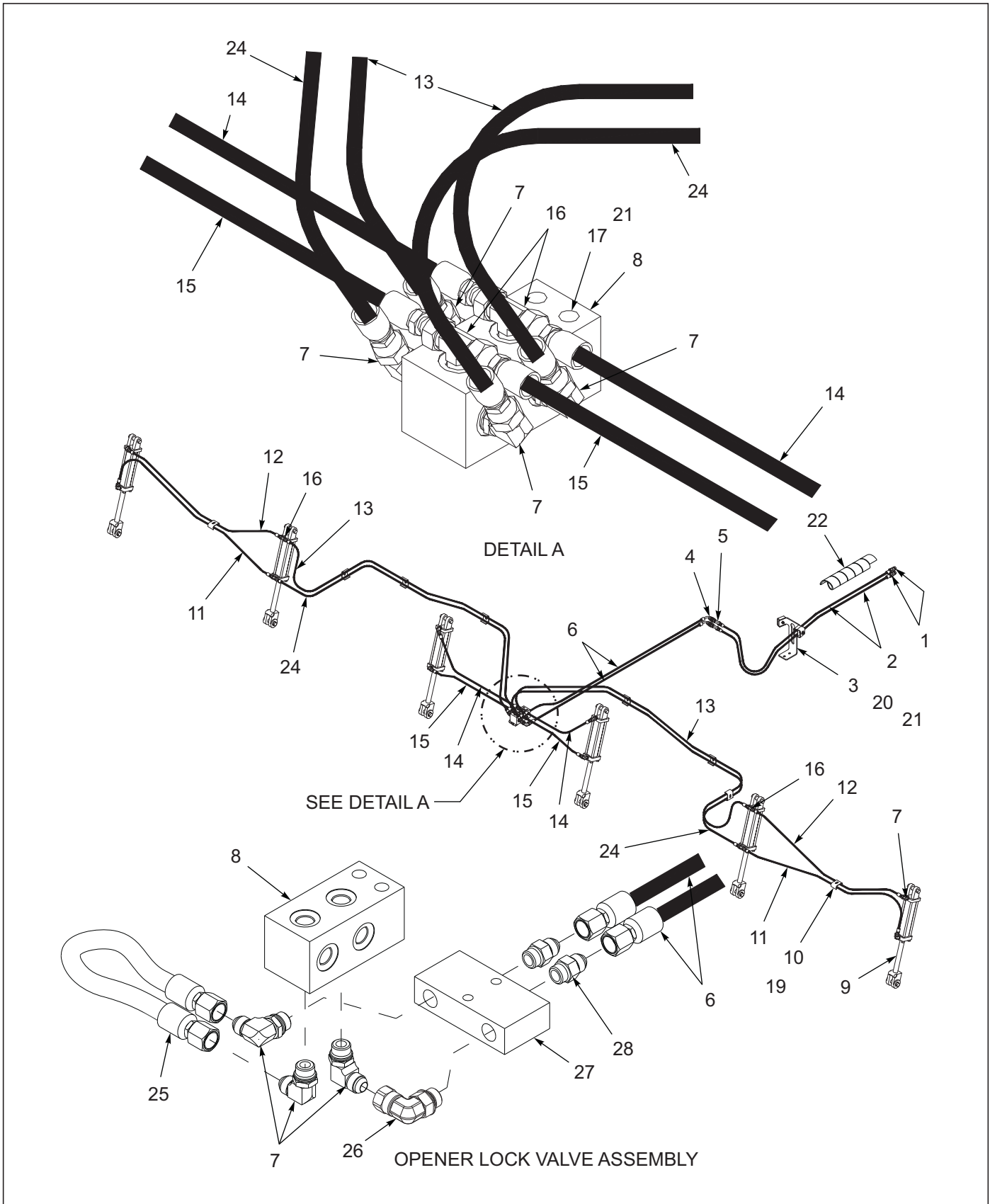


Figure 12-2: Hydraulic Opener Assembly 5531-30'

Hydraulic Opener Assembly 5531-30'

ITEM	PART NUMBER	DESCRIPTION	QTY.
1	141828	COUPLER, MALE 3/4-16	2
2	187485	HOSE ASSEMBLY, 1/2 X 90 (BEFORE 5-25-2017)	2
2	208269	HOSE ASSY 1/2X96 #8JIC X #8OR (AFTER 5-25-2017)	2
3	153822	BRACKET, HOSE HOLDER	1
4	102-0322	BULKHEAD	2
5	2071-8-8S	ADAPTER, 90	7
6	101014	HOSE ASSEMBLY, 1/2 X 248	2
7	2062-8-8S	ADAPTER, 90	15
8	2-474-010022	MANIFOLD HYDRAULIC ASSEMBLY, 8 HOSE	1
9	144320	CYLINDER, HYDRAULIC 2-1/2 X 8 (SEE PAGE 13-4)	6
10	2-181-010001	HOSE CLAMP	11
11	50008-69	HOSE ASSEMBLY, 1/2 X 72	2
12	168521	HOSE ASSEMBLY, 1/2 X 67	2
13	51039-35	HOSE ASSEMBLY, 1/2 X 120	2
14	1-397-010301033	HOSE ASSEMBLY, 1/2 X 33	2
15	1-397-010301030	HOSE ASSEMBLY, 1/2 X 30	2
16	203003-8-8S	ADAPTER, TEE	6
17	1-654-010055-11	SCREW, HEX HEAD CAP 1/2-13 X 3-1/2 GR5 (NOT SHOWN)	4
18	118914	HOSE WRAP SPIRAL 1ID (NOT SHOWN)	AR
19	1-654-010051-08	SCREW, HEX HEAD CAP 3/8-16 X 1-3/4 GR5 (NOT SHOWN)	9
20	1-654-010055-03	SCREW, HEX HEAD CAP 1/2-13 X 1-1/2 GR5 (NOT SHOWN)	2
21	1-512-010005-09	NUT, HEX LOCK 1/2-13 GRB (NOT SHOWN)	6
22	172973	HOSE WRAP, RED	1
23	1-796-010003-02	TIE, STRAP PLASTIC (NOT SHOWN)	AR
24	1-397-010301127	HOSE ASSEMBLY, 1/2X 127	2
25	1403983	HOSE ASSEMBLY 1/2 X 22	1
26	2P140	ELBOW, 90	1
27	124696	VALVE, CHECK DOUBLE PILOT	1
28	202702-8-8S	ADAPTER	2

Hydraulic Opener Assembly 5531-40'

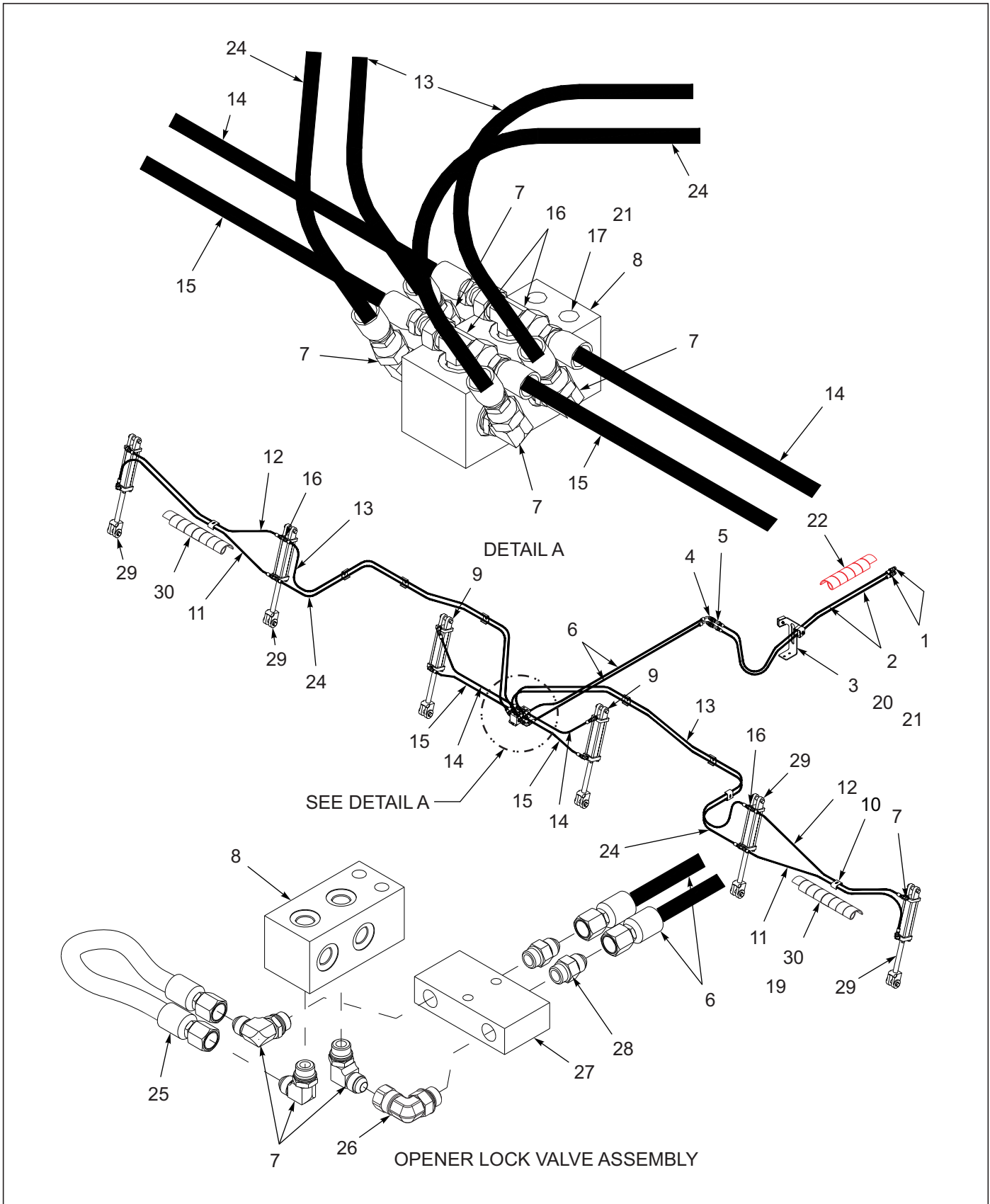


Figure 12-3: Hydraulic Opener Assembly 5531-40'

Hydraulic Opener Assembly 5531-40'

ITEM	PART NUMBER	DESCRIPTION	QTY.
1	141828	COUPLER, MALE 3/4-16	2
2	187485	HOSE ASSEMBLY, 1/2 X 90 (BEFORE 5-25-2017)	2
2	208269	HOSE ASSY 1/2X96 #8JIC X #8OR (AFTER 5-25-2017)	2
3	153822	BRACKET, HOSE HOLDER	1
4	102-0322	BULKHEAD	2
5	2071-8-8S	ADAPTER, 90	7
6	187486	HOSE ASSEMBLY, 1/2 X 300	2
7	2062-8-8S	ADAPTER, 90	15
8	2-474-010022	MANIFOLD HYDRAULIC ASSEMBLY, 8 HOSE	1
9	144320	CYLINDER, HYDRAULIC, 2-1/2 X 8 (SEE PAGE 13-4)	2
10	2-181-010001	HOSE CLAMP	11
11	1-397-010301136	HOSE ASSY,1/2X136 SAE 37 STR	2
12	51039-28	HOSE ASSY,1/2X128-1/2,SAE37STR	2
13	51039-35	HOSE ASSY 1/2X120.13SAE37 STR	2
14	1-397-010301033	HOSE ASSY,1/2X33,SAE37,STR-ST	2
15	1-397-010301030	HOSE ASSY 1/2X30 SAE37,STR	2
16	203003-8-8S	ADAPTER, TEE	6
17	1-654-010055-11	SCREW, HEX HEAD CAP 1/2-13 X 3-1/2 GR5 (NOT SHOWN)	4
18	118914	HOSE WRAP SPIRAL 1ID (NOT SHOWN)	AR
19	1-654-010051-08	SCREW, HEX HEAD CAP 3/8-16 X 1-3/4 GR5 (NOT SHOWN)	9
20	1-654-010055-03	SCREW, HEX HEAD CAP 1/2-13 X 1-1/2 GR5 (NOT SHOWN)	2
21	1-512-010005-09	NUT, HEX LOCK 1/2-13 GRB (NOT SHOWN)	6
22	172973	HOSE WRAP, RED	1
23	1-796-010003-02	TIE, STRAP PLASTIC (NOT SHOWN)	AR
24	1-397-010301127	HOSE ASSY,1/2X127 SAE37STR-ST	2
25	1403983	HOSE ASSY, 1/2X22, SAE37, STR	1
26	2P140	ELBOW, 90	1
27	124696	VALVE, CHECK DOUBLE PILOT	1
28	202702-8-8S	ADAPTER	2
29	172682	CYLINDER, HYDRAULIC 3 X 8 (SEE PAGE 13-7)	4
30	118914	HOSE WRAP SPIRAL 1 ID	2

Cylinder Assemblies

4 x 24" Hydraulic Cylinder

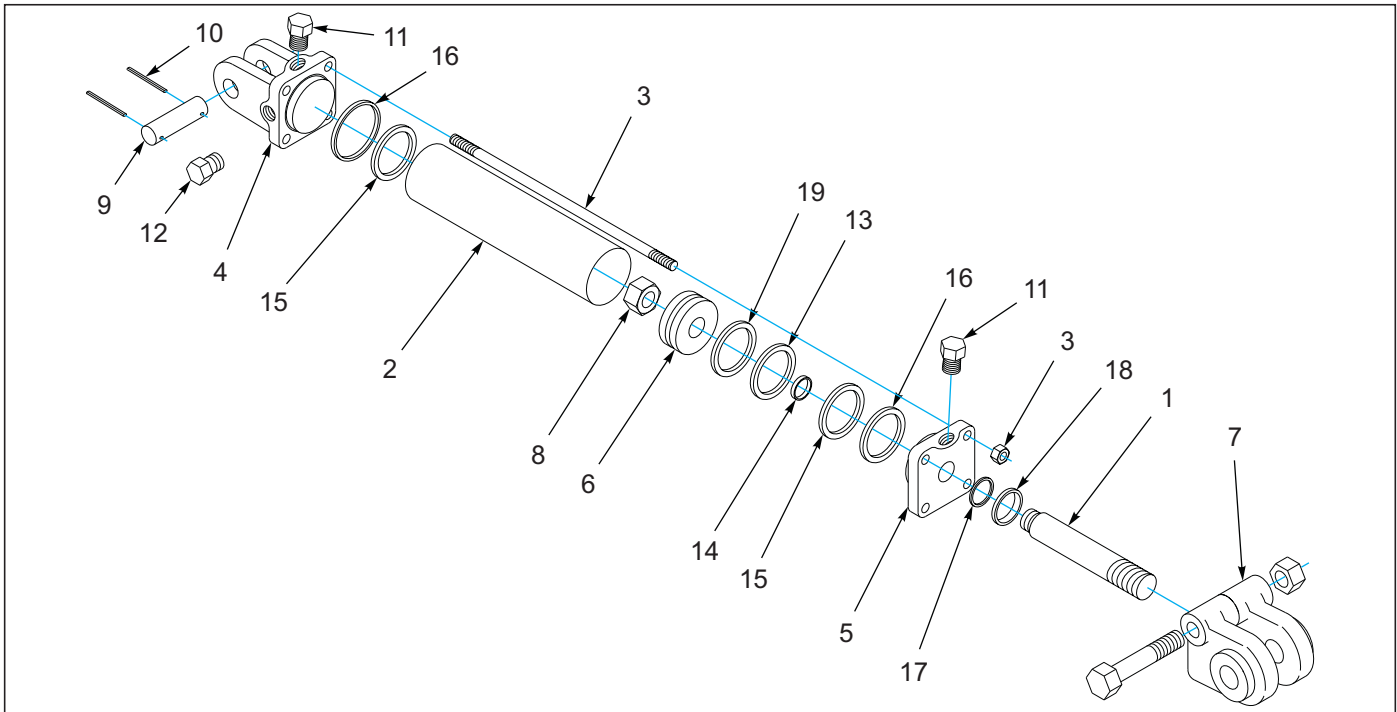


Figure 13-1: 4 x 24" Hydraulic Cylinder

4 x 24" Hydraulic Cylinder

ITEM	PART NUMBER	DESCRIPTION	QTY.
	1-242-010172-3	CYL HYD 4X24 3000PSI	
1	-----	PISTON ROD	1
2	-----	TUBE	1
3	-----	TIEROD ASSY	4
4	218658	BUTT	1
5	111787	GLAND ASSY	1
6	-----	PISTON	1
7	100000326	CLEVIS ASSEMBLY	1
8	-----	LOCK NUT	1
9	111790	CLEVIS PIN	2
10	111789	ROLL PIN	4
11	-----	PLASTIC PLUG	2
12	-----	PORT PLUG	1
13	-----	CROWN SEAL	1
14	-----	O-RING	1
15	-----	O-RING	2
16	-----	BU-WASHER	2
17	-----	U-CUP	1
18	-----	WIPER	1
19	-----	BEARING RING	1
20	111913	PACKING KIT (NOT SHOWN) (INCLUDES ITEMS 13 - 19)	

4 x 20" Hydraulic Cylinder

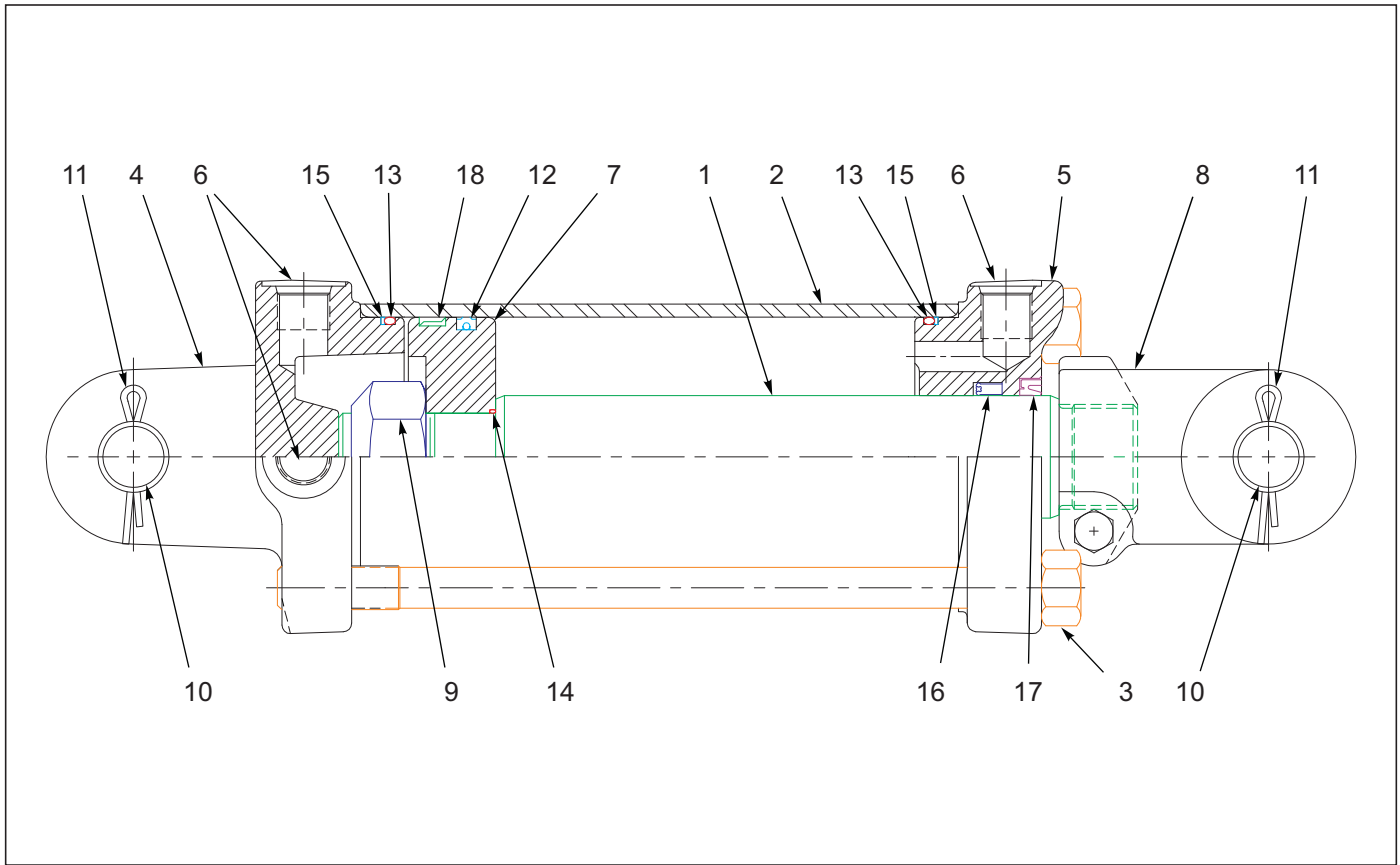


Figure 13-2: 4 x 20" Hydraulic Cylinder

4 x 20" Hydraulic Cylinder

ITEM	PART NUMBER	DESCRIPTION	QTY.
--	142774	CYLINDER 4X20-3000 PSI, BLUE	
1	----	PISTON ROD	1
2	----	TUBE	1
3	----	TIEROD ASSEMBLY	4
4	147375	BUTT	1
5	147376	GLAND	1
6	----	PORT PLUG	3
7	----	PISTON	1
8	100000326	CLEVIS ASSEMBLY	1
9	----	LOCKNUT	1
10	190400035	CLEVIS PIN	2
11	----	CLEVIS PIN RETAINER	4
12	----	CROWN SEAL	1
13	----	O-RING	2
14	----	O-RING	1
15	----	BU-WASHER	2
16	----	U-CUP	1
17	----	WIPER	1
18	----	BEARING RING	1
19	147377	PACKING KIT (NOT SHOWN) (INCL ITEMS 11 - 17)	

4 x 10” Hydraulic Cylinder

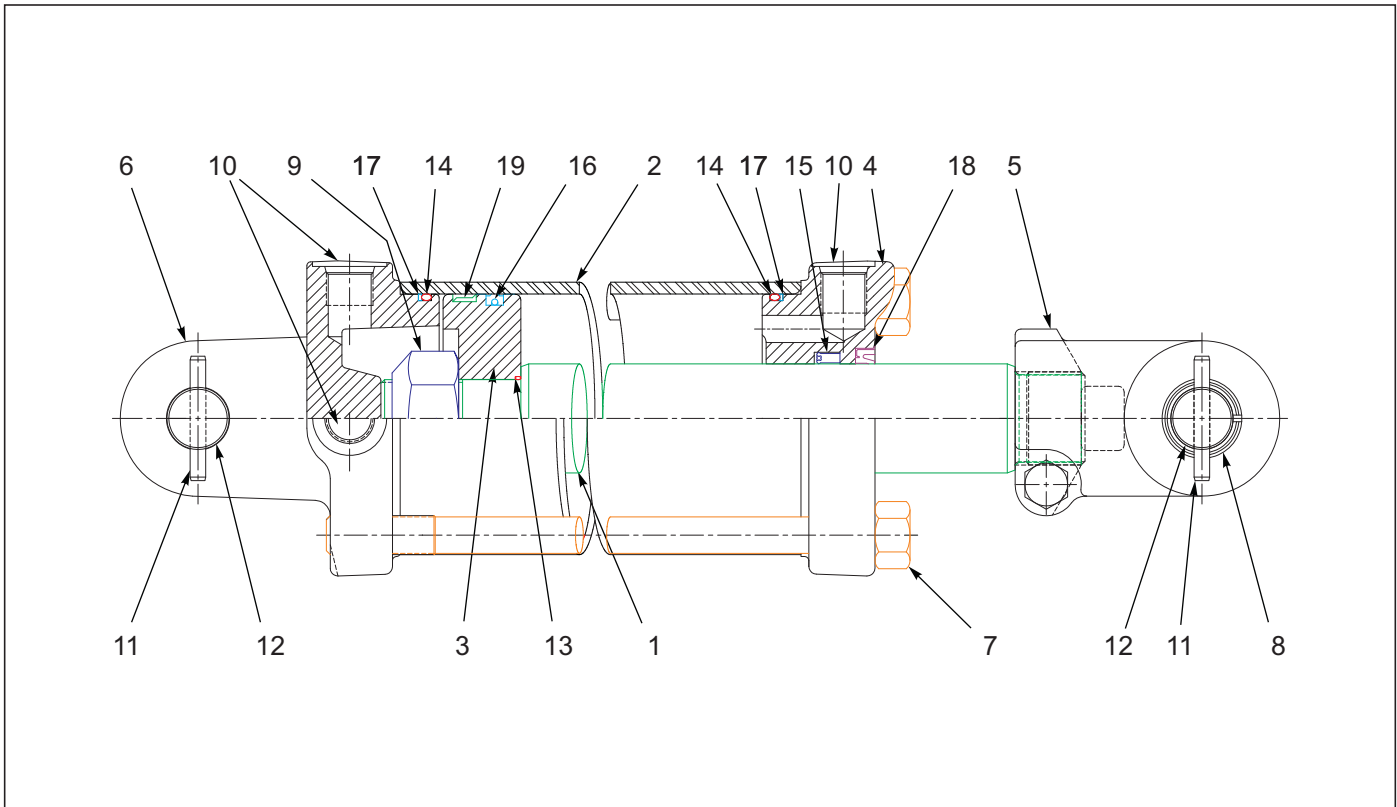


Figure 13-3: 4 x 10” Hydraulic Cylinder

4 x 10” Hydraulic Cylinder

ITEM	PART NUMBER	DESCRIPTION	QTY.
--	144321	CYLINDER 4 X 10	
1	----	PISTON ROD	1
2	----	TUBE	1
3	----	PISTON	1
4	147376	GLAND	1
5	154102	CLEVIS ASSY	1
6	147375	BUTT	2
7	----	TIEROD ASSY	4
8	113805	BUSHING	2
9	----	LOCKNUT	1
10	----	SHIPPING PLUG	3
11	111789	ROLL PIN	4
12	143994	CLEVIS PIN	2
13	----	O-RING	1
14	----	O-RING	2
15	----	U-CUP	1
16	----	CROWN	1
17	----	BU-WASHER	2
18	----	WIPER	1
19	----	BEARING RING	1
20	154104	PACKING KIT (NOT SHOWN) (INCL ITEMS 13 - 19)	

2-1/2 x 8" Hydraulic Cylinder

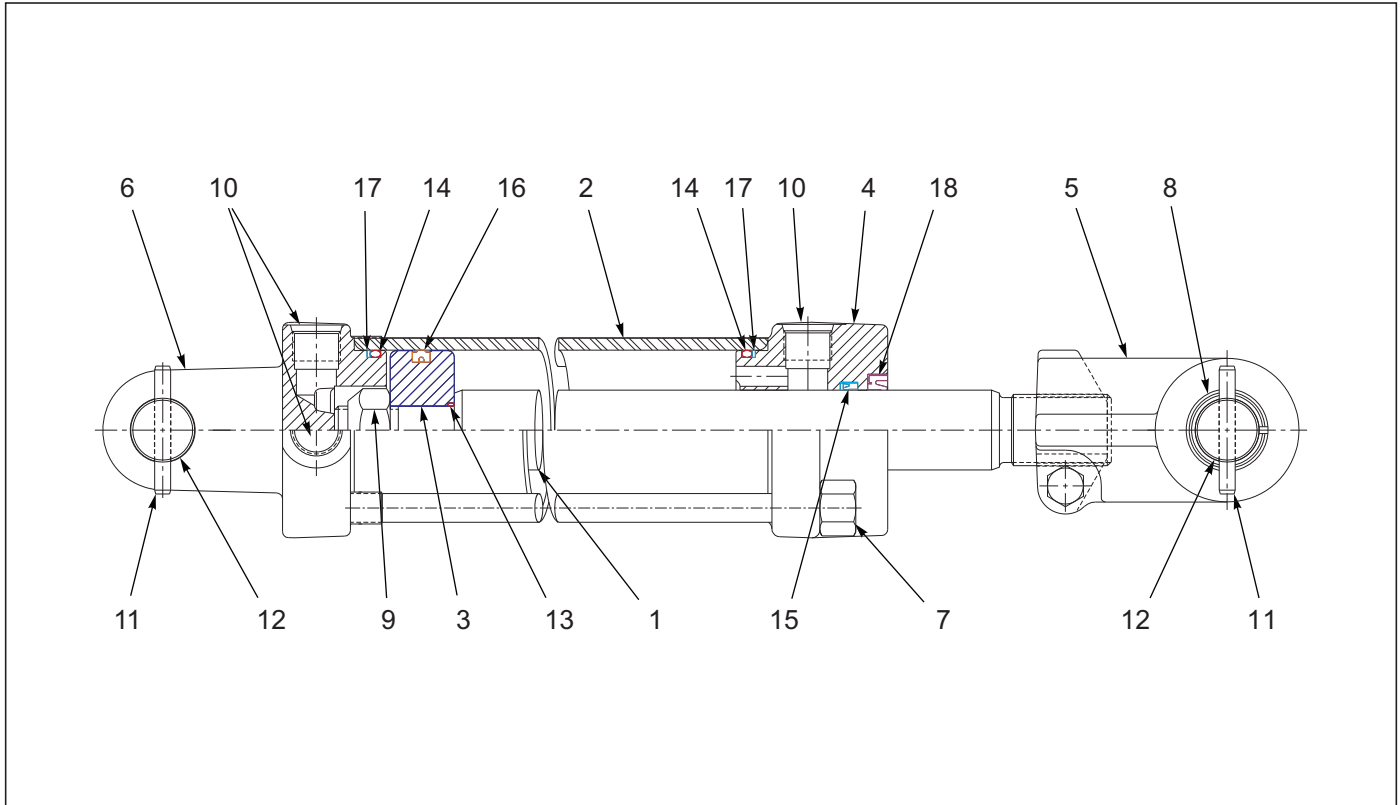


Figure 13-4: 2-1/2 x 8" Hydraulic Cylinder

2-1/2 x 8" Hydraulic Cylinder

ITEM	PART NUMBER	DESCRIPTION	QTY.
	144320	CYLINDER, 2-1/2 X 8	
1	----	PISTON ROD	1
2	----	TUBE	1
3	----	PISTON	1
4	154105	GLAND	1
5	154095	CLEVIS ASSEMBLY	1
6	154096	BUTT	2
7	----	TIEROD ASSEMBLY	4
8	154097	BUSHING	2
9	----	LOCKNUT	1
10	----	SHIPPING PLUG	3
11	111789	ROLL PIN	4
12	155868	CLEVIS PIN	2
13	----	O-RING	1
14	----	O-RING	2
15	----	U-CUP	1
16	----	CROWN SEAL	1
17	----	BU-WASHER	2
18	----	WIPER	1
19	154098	PACKING KIT (NOT SHOWN) (INCL ITEMS 13 - 18)	

2 x 10" Hydraulic Cylinder

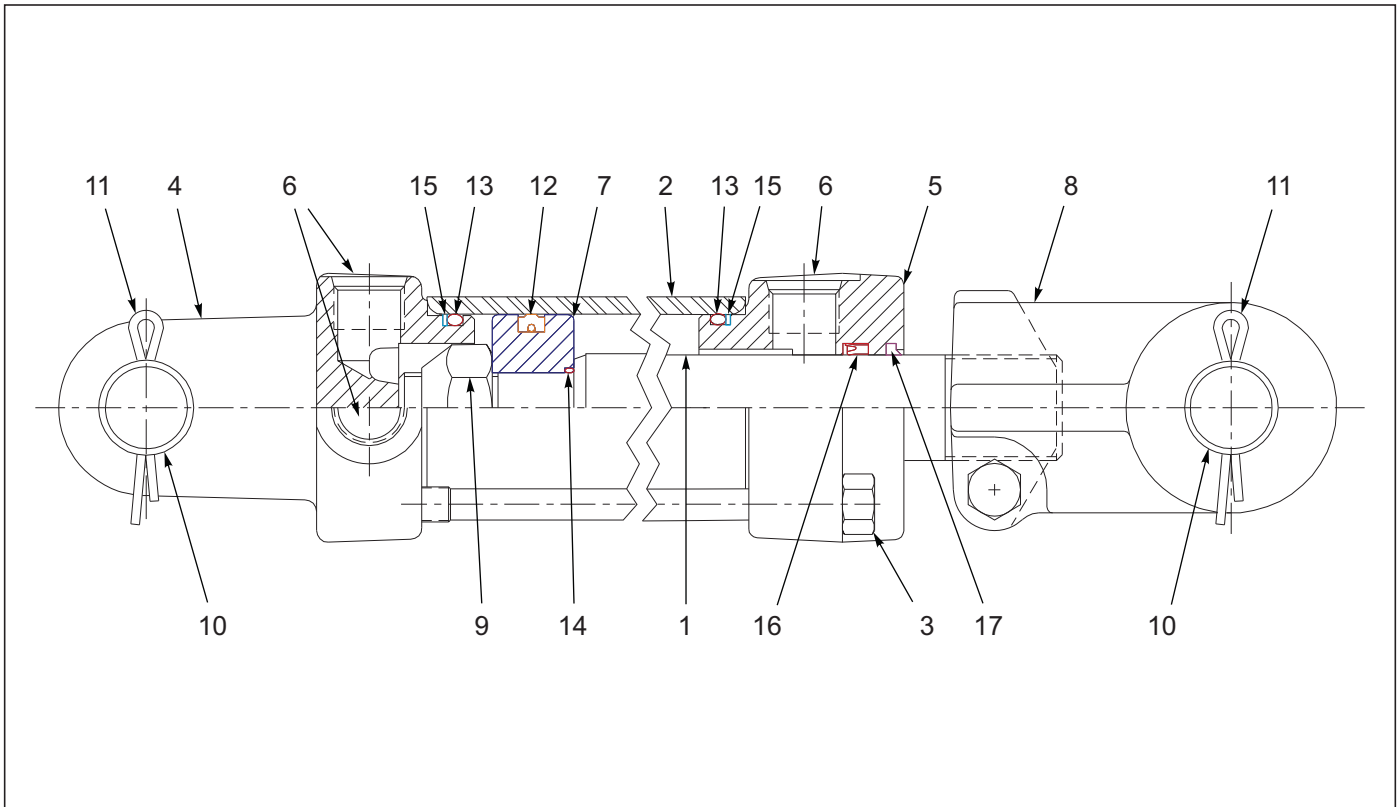


Figure 13-5: 2 x 10" Hydraulic Cylinder

2 x 10" Hydraulic Cylinder

ITEM	PART NUMBER	DESCRIPTION	QTY.
--	142755	CYLINDER 2X10 W/90PORT. BLUE	1
1	----	PISTON ROD	1
2	----	TUBE	1
3	----	TIEROD ASSEMBLY	1
4	147360	BUTT	1
5	147361	GLAND	1
6	-----	PORT PLUG	3
7	-----	PISTON	1
8	100000423	CLEVIS ASSEMBLY	1
9	----	LOCKNUT	1
10	190400001	CLEVIS PIN	2
11	----	CLEVIS PIN RETAINER	4
12	----	CROWN SEAL	1
13	----	O-RING	2
14	----	O-RING	1
15	----	BU-WASHER	2
16	----	U-CUP	1
17	----	WIPER	1
18	147363	PACKING KIT (NOT SHOWN) (INCL ITEMS 12 - 17)	1

2-1/2 x 10" Hydraulic Cylinder

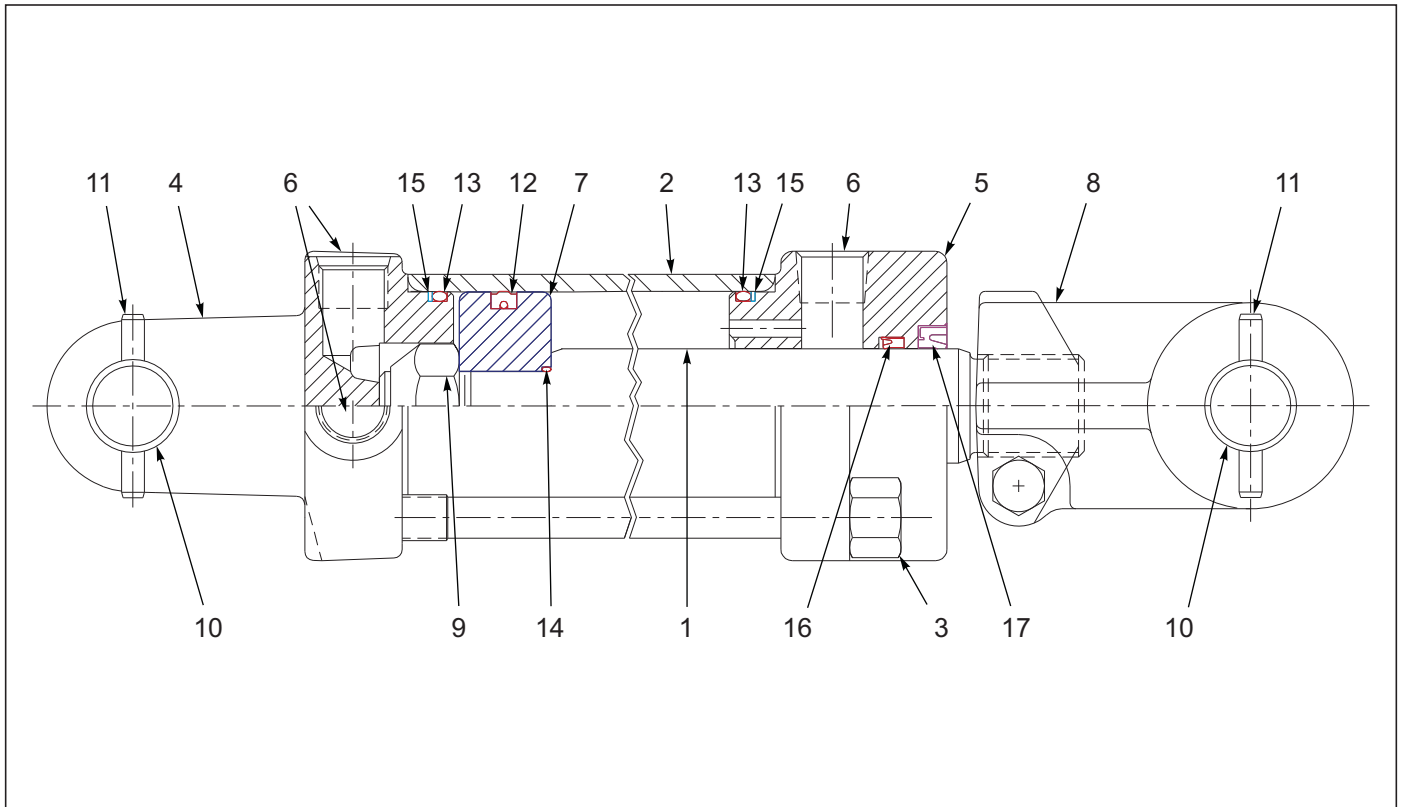


Figure 13-6: 2-1/2 x 10" Hydraulic Cylinder

2-1/2 x 10" Hydraulic Cylinder

ITEM	PART NUMBER	DESCRIPTION	QTY.
--	186232	CYLINDER, 2-1/2 X 10 3000 PSI	1
1	----	PISTON ROD	1
2	----	TUBE	1
3	----	TIEROD ASSEMBLY	1
4	154096	BUTT	1
5	154105	GLAND	1
6	----	PORT PLUG	3
7	----	PISTON	1
8	100000423	CLEVIS ASSEMBLY	1
9	----	LOCKNUT	1
10	218650	CLEVIS PIN	2
11	218651	ROLL PIN	4
12	----	CROWN SEAL	1
13	----	O-RING	2
14	----	O-RING	1
15	----	BU-WASHER	2
16	----	U-CUP	1
17	----	WIPER	1
18	211099	PACKING KIT (NOT SHOWN) (INCL ITEMS 12 - 17)	

3 x 8" Hydraulic Cylinder

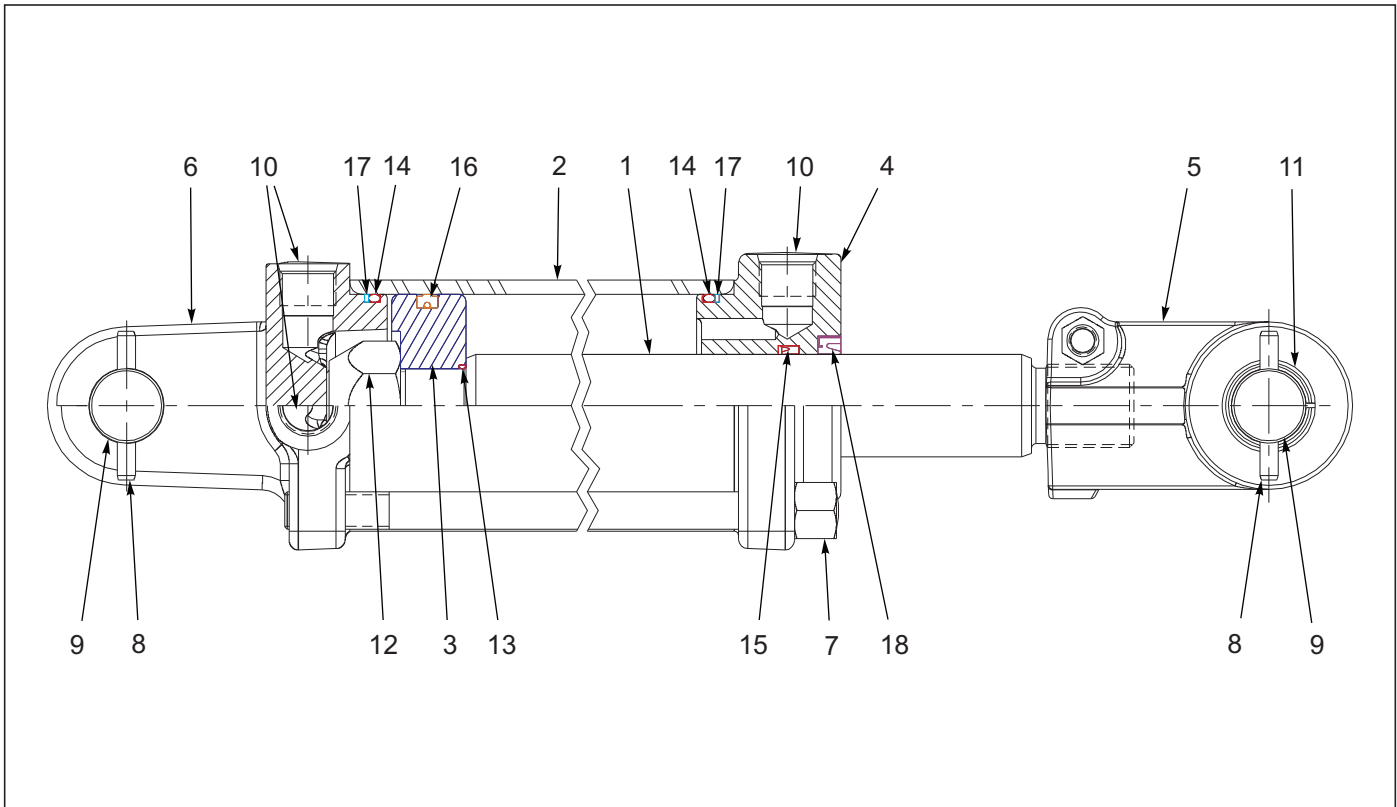


Figure 13-7: 3 x 8" Hydraulic Cylinder

3 x 8" Hydraulic Cylinder

ITEM	PART NUMBER	DESCRIPTION	QTY.
--	172682	CYLINDER, 3 X 8, 1-3/8 ROD	
1	----	PISTON ROD	1
2	----	TUBE	1
3	----	PISTON	1
4	147368	GLAND	1
5	154095	CLEVIS ASSEMBLY	1
6	147367	BUTT CLEVIS	2
7	----	TIEROD ASSEMBLY	4
8	111789	ROLL PIN	4
9	155868	CLEVIS PIN	2
10	----	SHIPPING PLUG	3
11	----	TENSION BUSHING	2
12	----	LOCKNUT	1
13	----	O-RING	1
14	----	O-RING	2
15	----	NON-SYMMETRICAL U-CUP	1
16	----	CROWN SEAL	1
17	----	STATIC BU-WASHER	2
18	----	CANNED WIPER	1
19	174304	PACKING KIT (NOT SHOWN) (INCL ITEMS 13 - 18)	

3-1/2 x 6" Hydraulic Cylinder

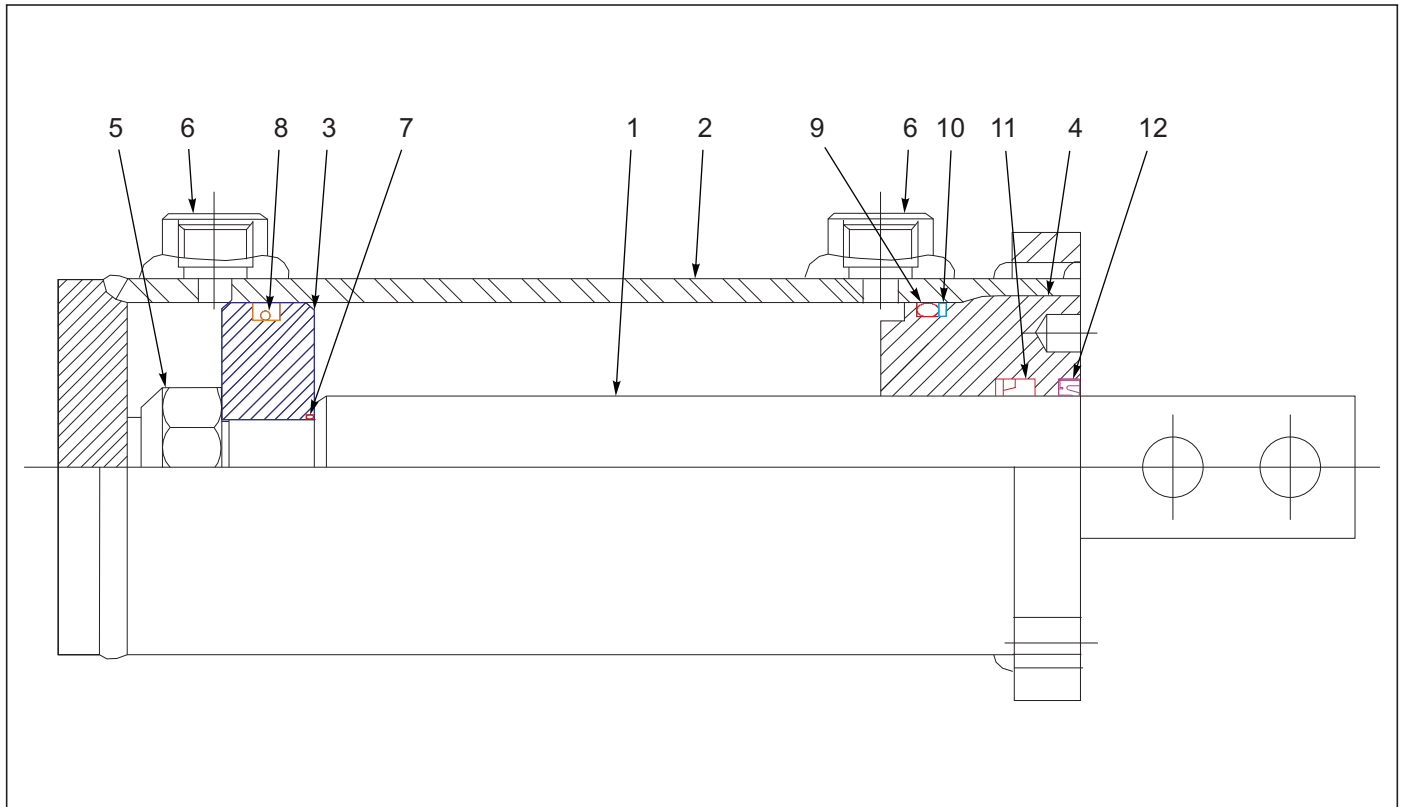


Figure 13-8: 3-1/2 x 6" Hydraulic Cylinder

3-1/2 x 6" Hydraulic Cylinder

ITEM	PART NUMBER	DESCRIPTION	QTY.
--	140631	CYLINDER 3-1/2X6	
1	142803	PISTON ROD	1
2	-----	BUTT AND TUBE ASSEMBLY	1
3	-----	PISTON	1
4	142806	GLAND ASSY	1
5	-----	LOCKNUT	1
6	-----	PORT PLUG	2
7	-----	O-RING	1
8	-----	CROWN SEAL	1
9	-----	O-RING	1
10	-----	BU-WASHER	1
11	-----	U-CUP	1
12	-----	CANNED WIPER	1
13	142807	PACKING KIT (NOT SHOWN) (INCLUDES ITEM 7-12)	

2-1/2 x 20" Hydraulic Cylinder

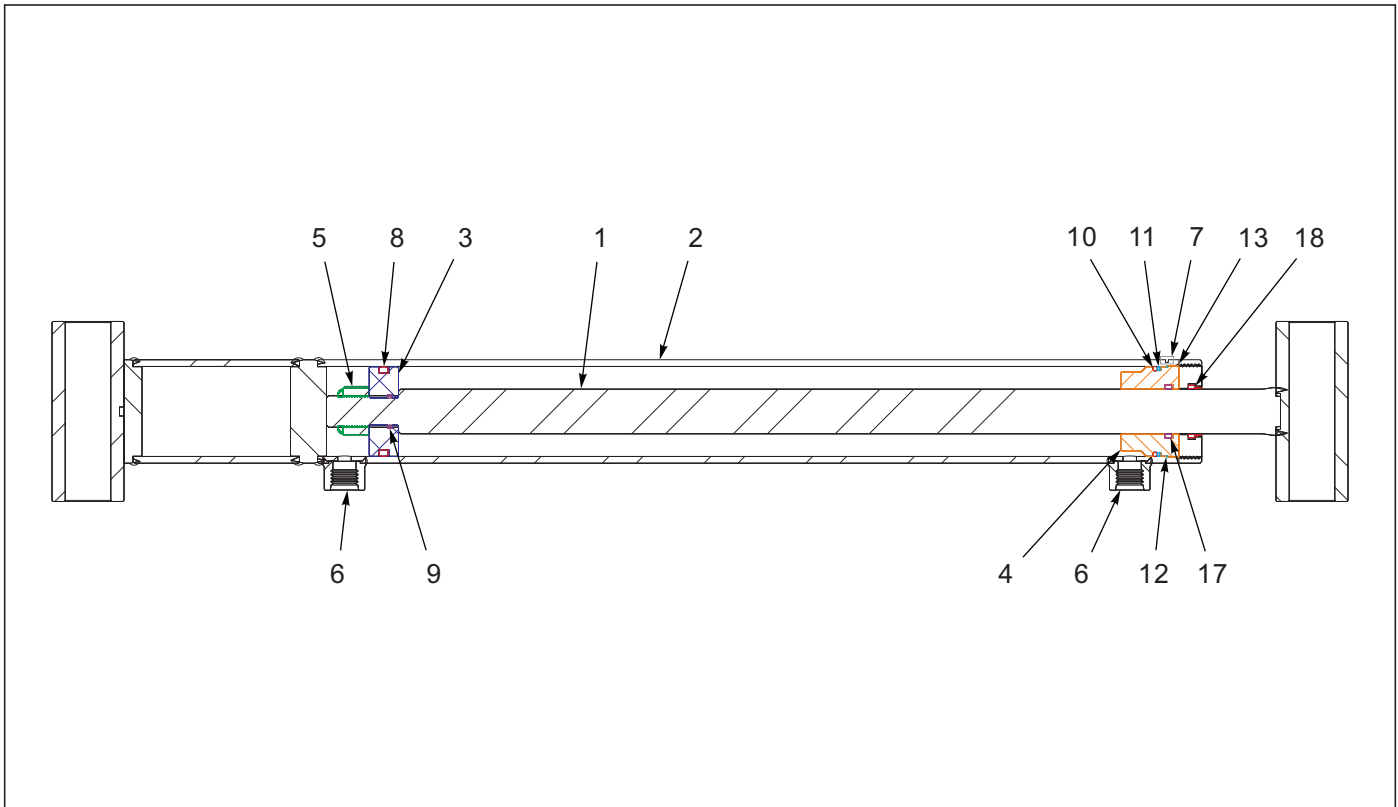


Figure 13-9: 2-1/2 x 20" Hydraulic Cylinder

2-1/2 x 20" Hydraulic Cylinder

ITEM	PART NUMBER	DESCRIPTION	QTY.
--	153891	CYLINDER, MARKER 2.5 X 20.06	
1	----	PISTON ROD ASSEMBLY	1
2	----	BUTT & TUBE ASSEMBLY	1
3	----	PISTON	1
4	----	GLAND	1
5	----	LOCKNUT	1
6	----	PORT PLUG	2
7	----	SQUARE WIRE TAPE	1
8	----	CROWN SEAL	1
9	----	O-RING	1
10	----	O-RING	1
11	----	BU-WASHER	1
12	----	SQUARE RECT. WIRE	1
13	----	O-RING	1
14	----	O-RING (NOT SHOWN)	1
15	----	WIPER	1
16	----	INSTALLATION RING	1
17	----	U-CUP	1
18	----	WIPER	1
19	157027	PACKING KIT (NOT SHOWN) (INCLUDES ITEM 7-18)	

Monitor Assemblies

Drill Monitor Loup II Assembly

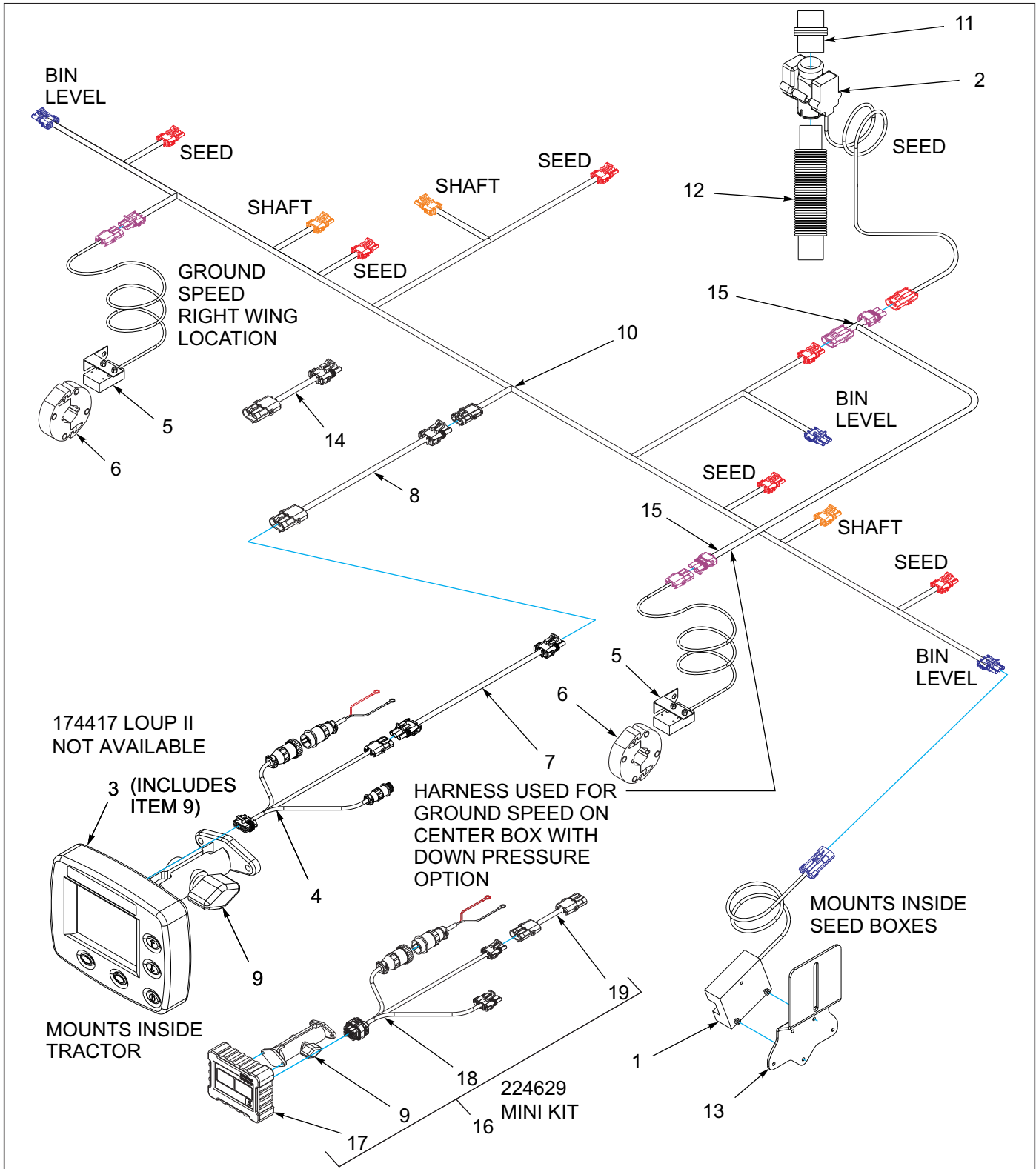


Figure 14-1: Drill Monitor Loup II Assembly

Drill Monitor Loup II Assembly

ITEM	PART NUMBER	DESCRIPTION	QTY.
1	174399	SENSOR, BIN LEVEL	3
2	174414	SENSOR, POPULATION	10
3	174417	MONITOR, DRILL (LESS CABLES) (INCLUDES ITEM 9) (NOT AVAILABLE - USE 224629)	1
4	174418	CABLE, MONITOR LOUP II	1
5	174419	SENSOR, SMART SHAFT	1
6	174420	ACTUATOR, 7/8 HEX	1
7	174421	HARNESS, DRILL MONITOR - 14'	1
8	174422	HARNESS, DRILL MONITOR - 25'	1
9	174434	MOUNT, LOUP II MONITOR	1
10	174423	HARNESS, DRILL MONITOR (5531-30) (SHOWN)	1
10	176570	HARNESS, DRILL MONITOR (5531-40)	1
11	176566	HOSE, SEED (USED ON TOP OF SENSOR)	6
12	179773	HOSE, SEED (USED ON AIR OPENER) (USED ON BOTTOM OF SENSOR)	6
12	214803	HOSE, SEED SPRING OPENER (USED ON SPRING OPENER)	6
13	174400	BRACKET, BIN LEVEL SENSOR	3
14	2-368-010274	HARNESS, 30 INCH EXTENSION	1
15	192896	HARNESS, SENSOR Y-CABLE	1
16	224629	KIT, MONITOR LOUP II TO MINI (INCLUDES ITEM 9, 17 & 18)	1
17	224631	MONITOR, DRILL ELITE MINI	1
18	224632	CABLE, MONITOR POWER MINI	1
19	229761	CABLE, ADAPTER 6" (USED WITH ITEM 16 ONLY)	1
--	-----	(NOTE: LOUP II MONITOR NOT AVAILABLE. KIT 224629 CONVERTS LOUP II MONITOR TO LOUP MINI MONITOR)	

Drill Monitor Loup Mini Assembly

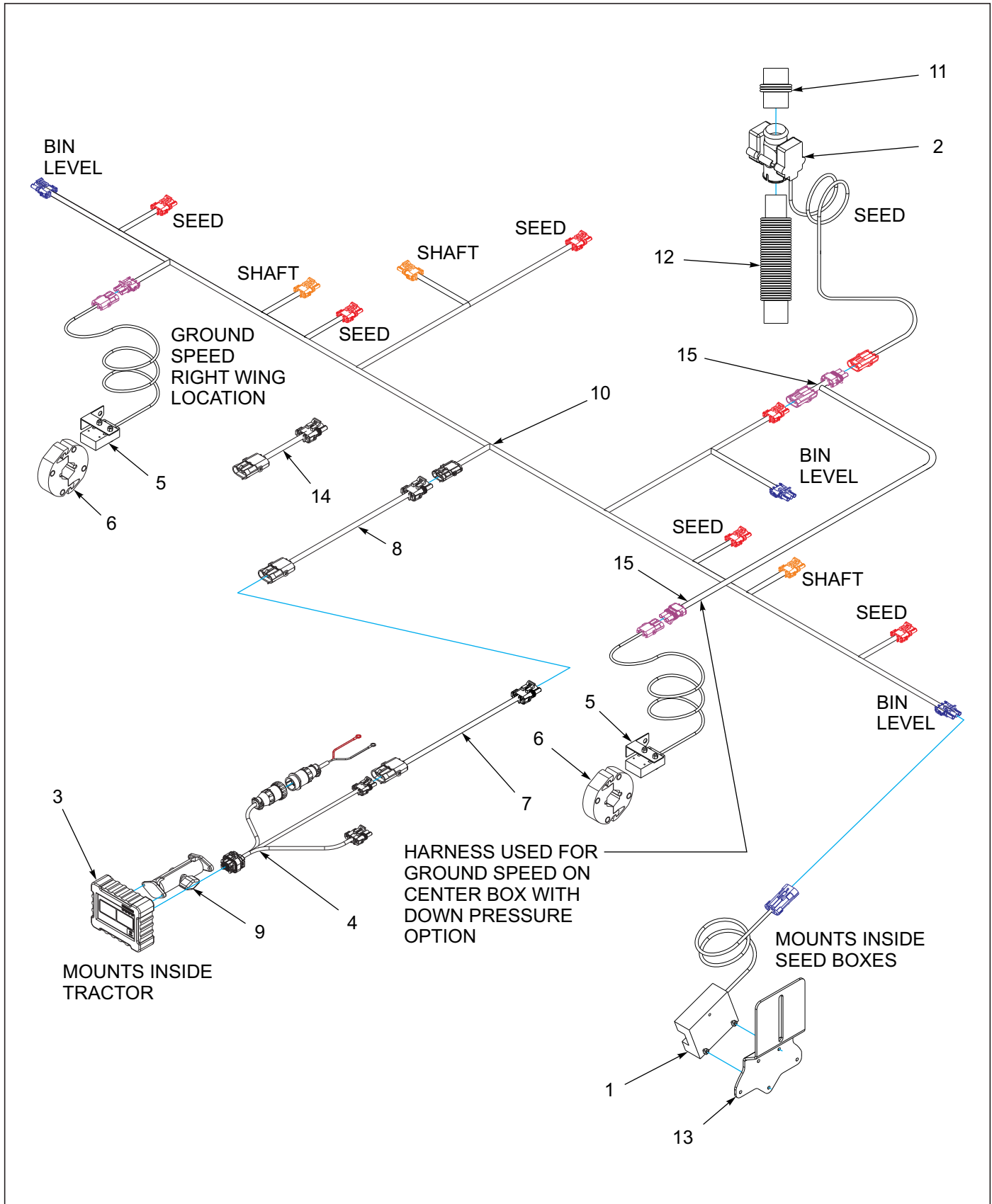


Figure 14-2: Drill Monitor Loup Mini Assembly

Drill Monitor Loup Mini Assembly

ITEM	PART NUMBER	DESCRIPTION	QTY.
--	224627	KIT, DRILL MONITOR MINI 30 (5531-30')	
--	224628	KIT, DRILL MONITOR MINI 40 (5531-40')	
1	174399	SENSOR, BIN LEVEL	3
2	174414	SENSOR, POPULATION	10
3	224631	MONITOR, DRILL ELITE MINI	1
4	224632	CABLE, MONITOR POWER MINI	1
5	174419	SENSOR, SMART SHAFT	1
6	174420	ACTUATOR, 7/8 HEX	1
7	176657	HARNESS, DRILL MONITOR 14'	1
8	174422	HARNESS, DRILL MONITOR - 25'	1
9	174434	MOUNT, LOUP II MONITOR	1
10	174423	HARNESS, DRILL MONITOR (5531-30) (SHOWN)	1
10	176570	HARNESS, DRILL MONITOR (5531-40)	1
11	176566	HOSE, SEED (USED ON TOP OF SENSOR)	6
12	179773	HOSE, SEED (USED ON AIR OPENER) (USED ON BOTTOM OF SENSOR)	6
12	214803	HOSE, SEED SPRING OPENER (USED ON SPRING OPENER)	6
13	174400	BRACKET, BIN LEVEL SENSOR	3
14	2-368-010274	HARNESS, 30 INCH EXTENSION	1
15	192896	HARNESS, SENSOR Y-CABLE	1

Drill Monitor Loup Elite Assembly

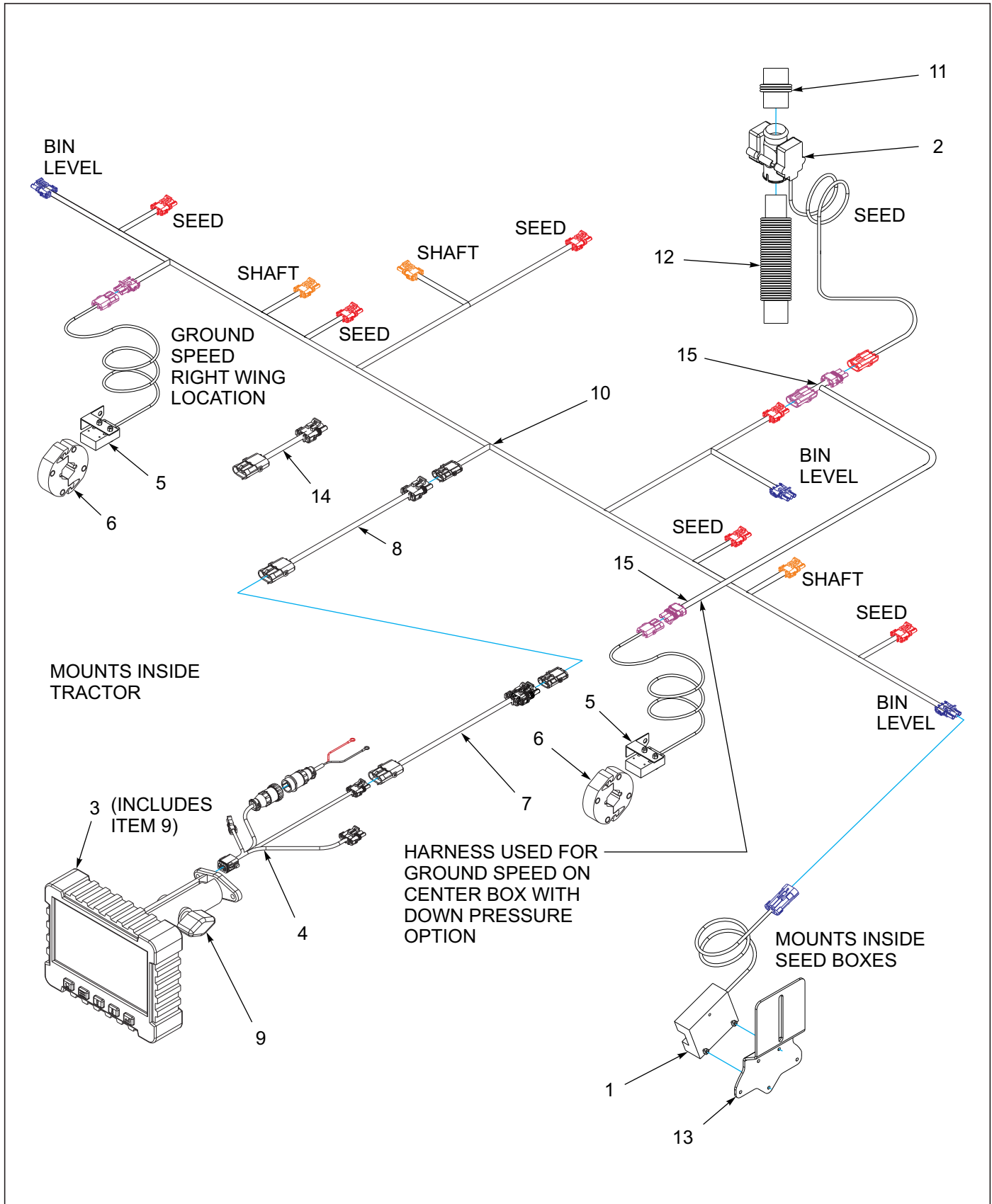


Figure 14-3: Drill Monitor Loup Elite Assembly

Drill Monitor Loup Elite Assembly

ITEM	PART NUMBER	DESCRIPTION	QTY.
--	222323	DRILL MONITOR ELITE KIT, 30'	
--	222324	DRILL MONITOR ELITE KIT, 40'	
1	174399	SENSOR, BIN LEVEL	3
2	174414	SENSOR, POPULATION	10
3	222320	MONITOR ASSY, DRILL (INCLUDES ITEM 9, LESS CABLES)	1
4	222321	CABLE, MONITOR POWER ELITE	1
5	174419	SENSOR, SMART SHAFT	1
6	174420	ACTUATOR, 7/8 HEX	1
7	176657	HARNESS, DRILL MONITOR 14'	1
8	174422	HARNESS, DRILL MONITOR - 25'	1
9	174434	MOUNT, LOUP II MONITOR	1
10	174423	HARNESS, DRILL MONITOR (5531-30) (SHOWN)	1
10	176570	HARNESS, DRILL MONITOR (5531-40)	1
11	176566	HOSE, SEED (USED ON TOP OF SENSOR)	6
12	179773	HOSE, SEED (USED ON AIR OPENER) (USED ON BOTTOM OF SENSOR)	6
12	214803	HOSE, SEED SPRING OPENER (USED ON SPRING OPENER)	6
13	174400	BRACKET, BIN LEVEL SENSOR	3
14	2-368-010274	HARNESS, 30 INCH EXTENSION	1
15	192896	HARNESS, SENSOR Y-CABLE	1

Electrical

Electrical Assembly W/LED Lights Wiring Chart

7-PIN CONN.	4-PIN TOWER	CIRCUIT	WIRE COLOR
1	D	GROUND	WHITE 
2	-	WORK LAMPS	BLACK 
3	B	LEFT FLASHING & TURN	YELLOW 
4	-	STOP LAMPS	RED 
5	A	RIGHT FLASHING & TURN	GREEN 
6	C	TAIL LAMPS	BROWN 
7	-	SWITCHED POWER (12 V)	BLUE 

MAIN WARNING LIGHT HARNESS - WIRING CHART

	1	2	3	4	5
	2-PIN TOWER	3-PIN TOWER	6-PIN SHROUD	3-PIN TOWER	2-PIN TOWER
 BLACK LEFT TURN			A	C	
 WHITE GROUND	A	A	B	A	A
 BROWN TAIL LIGHT		B	C	B	
 YELLOW LEFT TURN			D		B
 GREEN RIGHT TURN	B		E		
 RED RIGHT TURN		C	F		

REAR WARNING LIGHT HARNESS - WIRING CHART

Figure 15-1: Electrical Assembly W/LED Lights Wiring Chart

Electrical Assembly W/LED Lights

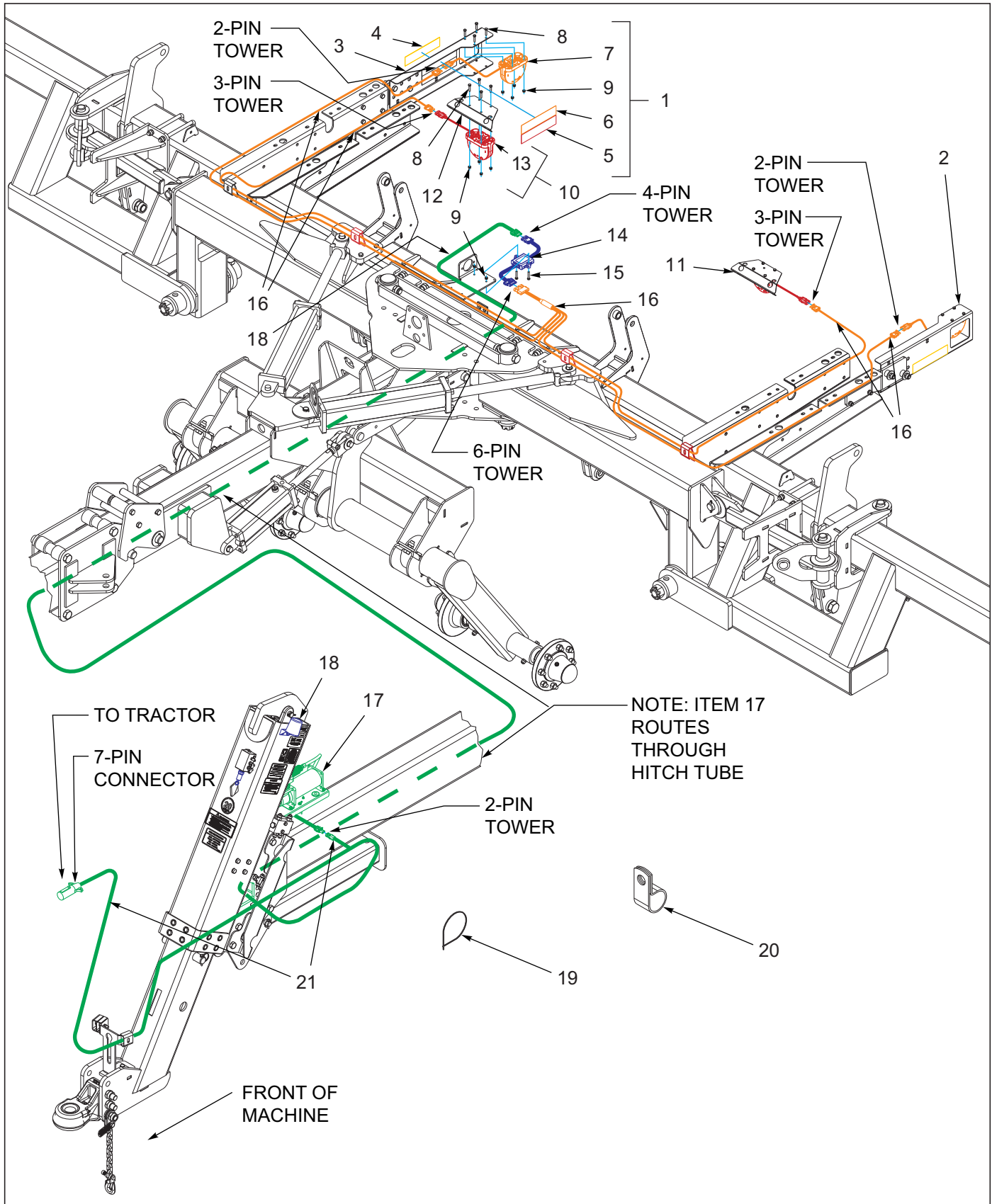


Figure 15-2: Electrical Assembly W/LED Lights

Electrical Assembly W/LED Lights

ITEM	PART NUMBER	DESCRIPTION	QTY.
1	174453	LIGHT ASSY, AMBER RIGHT (INCL ITEMS 3-9) (SEE PAGE 3-67)	1
2	174454	LIGHT ASSY, AMBER LEFT (INCL ITEMS 3-9) (SEE PAGE 3-67)	1
3	151526	BRACKET, LIGHT	2
4	528934	REFLECTOR - YELLOW	2
5	528933	REFLECTOR - RED	2
6	528938	STRIPE, ORANGE	2
7	174436	LAMP, AG AMBER SINGLE LED	2
8	1-654-010047-07	SCREW,HX CP 1/4-20UNCX1-1/4G5	16
9	1-512-010005-01	NUT,HEX,SLFLKG GRB 1/4-20	18
10	174455	LIGHT ASSY, RED RIGHT (INCL ITEMS 8-9, 12-13) (SEE PAGE 3-67)	1
11	174456	LIGHT ASSY, RED LEFT (INCL ITEMS 8-9, 12-13) (SEE PAGE 3-67)	1
12	159057	BRACKET, LIGHT	2
13	174435	LAMP, AG RED SINGLE LED	2
14	174437	MODULE, AG FLASHER CONTROL	1
15	1-654-010047-08	SCREW HX CP,1/4-20UNCX1-1/2G5	2
16	174442	HARNESS, REAR WARNING LIGHTS	1
17	154850	AIR COMPRESSOR ASSY 12V (BEFORE 5-1-2016) (SEE PAGE 4-3)	1
17	187518	COMPRESSOR ASSY, AIR 12V (AFTER 5-1-2016) (SEE PAGE 4-7)	1
18	2-368-010287	HARNESS, STOR-A-WAY (SEE PAGE 1-1)	1
19	105874	TIE,STRAP PLSTC 21.5-24X.301	15
20	40-0717-02	CLAMP,HYD HOSE SUPPORT	10
21	174441	HARNESS, MAIN WARNING LIGHTS	1

Decals

Decals

HOSE IDENTIFICATION

BLUE - LIFT WHEELS
YELLOW - WING FOLD
RED - OPENERS
BLACK - MARKERS

224513

Link to Parts & Operational Manuals

SCAN ME!

2100

800-428-5655
www.landoll.com

LANDOLL

13

WARNING

- BEFORE OPERATING - STUDY OPERATORS MANUAL SAFETY MESSAGES AND SAFE OPERATING PROCEDURES. READ SAFETY SIGNS ON THIS MACHINE.
- TRANSPORT ON PUBLIC ROADS - OBSERVE FEDERAL, STATE, AND LOCAL REGULATIONS; DISPLAY SMV EMBLEM; ATTACH PROPER STRENGTH IMPLEMENT SAFETY CHAIN; AND LIMIT MAXIMUM SPEED TO 20mpg (32km/h).
- LOWER OR BLOCK ALL ELEVATED COMPONENTS BEFORE SERVICING OR LEAVING THIS MACHINE.

8-573-010284

LANDOLL

LANDOLL COMPANY, LLC
1900 North Street
Marysville, Kansas 66508

**MANUFACTURED UNDER ONE OR MORE OF THE FOLLOWING PATENTS:
US: 7992650, 7997218**

166243

10 HOURS

14

20

mile/h

144189

LANDOLL

Landoll Company, LLC
Marysville, Kansas
www.landoll.com

MODEL # [REDACTED]

SERIAL # [REDACTED]

MADE IN USA 1-573-010006

5531

17

IMPORTANT

RESET OPENER AIR PRESSURE DAILY

BEFORE TRANSPORTING OR FILLING DRILL WITH SEED:

- RAISE THE OPENERS OFF THE GROUND.
- BLEED OFF 10 PSI OF OPENER AIR PRESSURE.
- ALLOW COMPRESSOR TO REFILL THE AIR SYSTEM NORMALLY.

REFER TO MANUAL FOR MORE INFORMATION

224512

LANDOLL

Landoll Company, LLC
Marysville, Kansas
www.landoll.com

MODEL # [REDACTED]

SERIAL # [REDACTED]

MADE IN USA 1-573-010006

50 HOURS

18

IMPORTANT

AIR SYSTEM OPERATION

Minimum system operating pressure 15 psi.

Maximum system operating pressure 100 psi.

Keep air filter clean, replace each season.

211045

OPENER AIR/HYD PRESSURE

SUGGESTED STARTING SETTINGS

AIR PRESSURE	HYD PRESSURE
50 PSI	750 PSI
60 PSI	900 PSI
70 PSI	1050 PSI
80 PSI	1200 PSI
90 PSI	1350 PSI
100 PSI	1500 PSI

209761

LANDOLL

MARYVILLE, KANSAS

19

IMPORTANT

OPENER AIR PRESSURE

READ OPERATORS MANUAL FOR PROPER OPERATION

- Raise openers when adjusting air pressure.
- To increase pressure - adjust regulator to higher pressure setting.
- To lower pressure - adjust regulator to lower pressure setting, open drain until pressure gauge falls to regulator setting.
- Large adjustments may take several minutes to equalize air system.
- Actual opener (planting) pressure will always be higher than regulator setting.

211082

SEEDING RATE CHART

ROW SPACING	SPROCKETS	DRIVEN	DRIVEN
32	24	151	301
44	33	151	221
52	39	161	221
58	44	221	241
77	58	161	151
85	64	241	161
102	77	241	151

Notes: Drive Spine 1/2 inch dia. spaced. Drive Spine 3/4 inch dia. spaced.

MEMBER

FEMA

FARM EQUIPMENT
MANUFACTURERS
ASSOCIATION

SEEDING RATE CHART

FERTILIZER (LOW) RATE (LBS/ACRE)	ROW SPACING	SPROCKETS	DRIVEN	DRIVEN
32	24	151	301	
44	33	151	221	
52	39	161	221	
58	44	221	241	
77	58	161	151	
85	64	241	161	
102	77	241	151	

Fertilizer rates are in pounds per acre, based on density of 45 pounds per cubic foot. Rates are approximate, operator must verify actual fertilizer output.

174397

21

Figure 16-1: Decals (1 of 2)



22




23



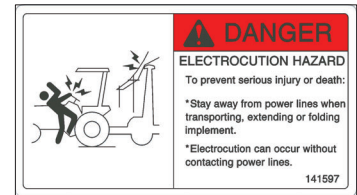
24



25



26



27

Figure 16-2: Decals (2 of 2)

Decal Installation

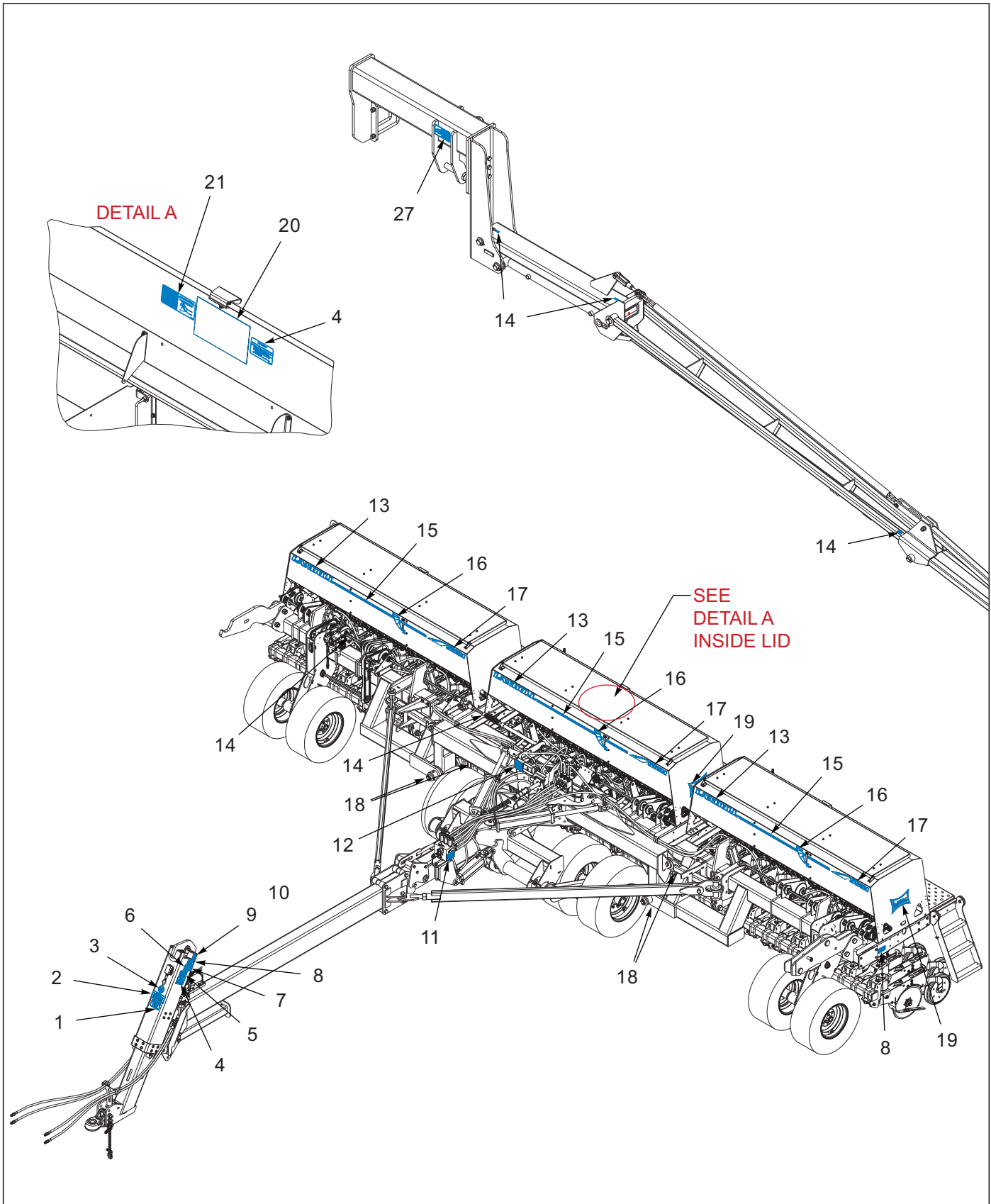


Figure 16-3: Decal Installation (1 of 2)

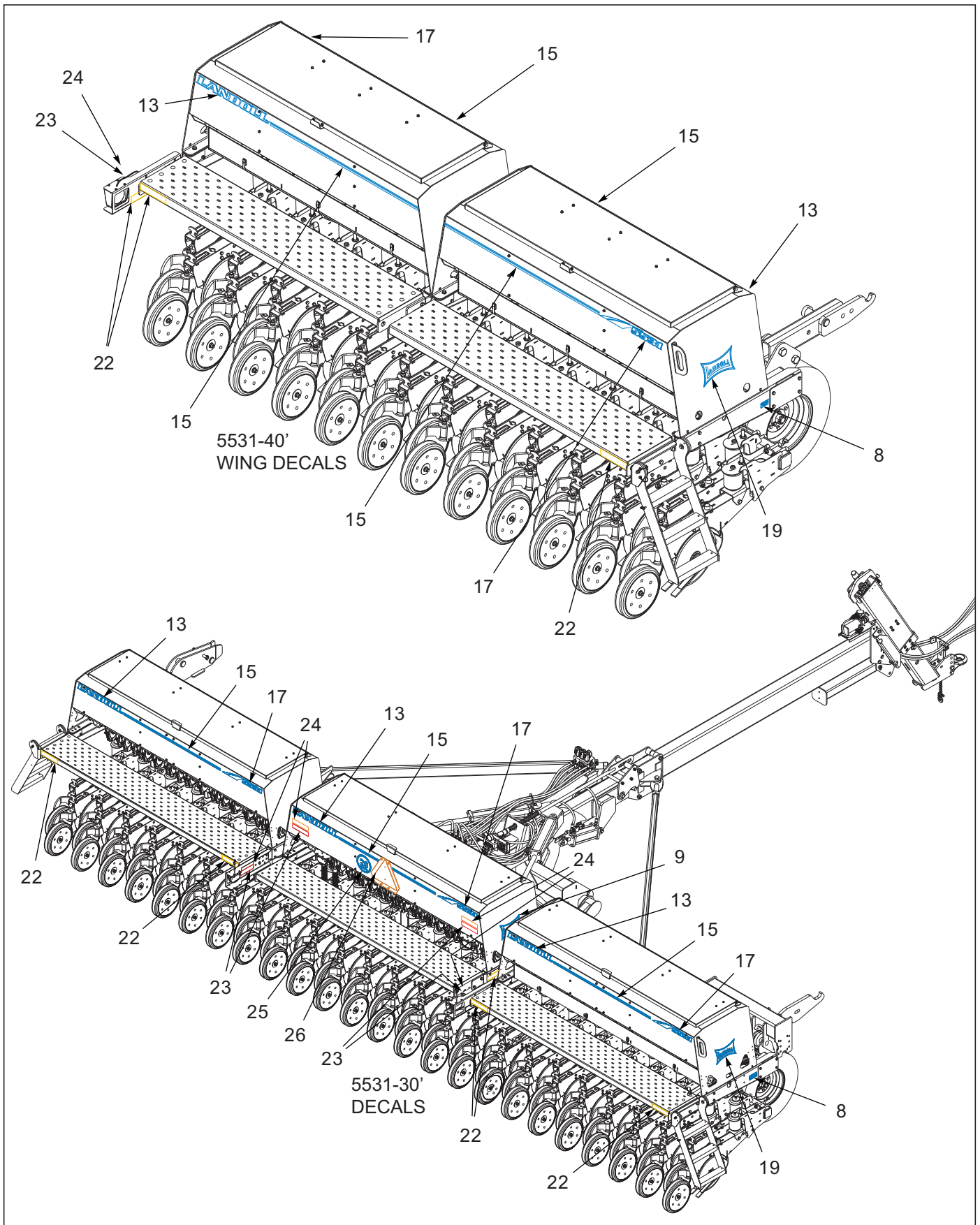


Figure 16-4: Decal Installation (2 of 2)

Decal Installation

ITEM	PART NUMBER	DESCRIPTION	QTY.
1	224513	DECAL, HOSE ID GRAIN DRILL	1
2	8-573-010084	DECAL WARNING BEFORE OPERATG	1
3	144193	DECAL, SIS 20 MPH	1
4	224512	DECAL, IMPORTANT AIR SYSTEM	2
5	211045	DECAL, AIR SYSTEM (AFTER 12/25/2017) (SEE PAGE 4-17)	1
6	2-573-010198	DECAL, MEMBER FEMA	1
7	232178	DECAL, QR CODE 5000 GD SERIES	1
8	166243	DECAL, PATENT, TILLAGE	3
9	1-573-010006	PLACARD, NAME	1
10	156010	RIVET, BLIND .156X1/2 GRIP	2
11	209761	DECAL, AIR/HYD PRESSURE	1
12	211082	DECAL, AIR PRESSURE	1
13	141260	DECAL, LANDOLL	6
14	2-573-010330-02	DECAL, LUBRICATION 10 HOURS	AR
15	151539	DECAL, STRIPE 1" X 54"	6
16	205147	DECAL, SEED LEVEL	AR
17	172732	DECAL, MODEL 5531	6
18	2-573-010330-03	DECAL, LUBRICATION 50 HOURS	8
19	144351	DECAL, BLACK BOW-TIE	4
20	176490	DECAL, SEED RATE	1
21	174397	DECAL, FERILIZER RATE (LOW) (SEE PAGE 16-3)	1
22	528934	REFLECTOR - YELLOW (SEE PAGE 15-3 FOR DECAL LOCATIONS ON LIGHT BRACKETS)	8
23	528933	REFLECTOR - RED (SEE PAGE 15-3 FOR DECAL LOCATIONS ON LIGHT BRACKETS)	4
24	528938	STRIPE, ORANGE (SEE PAGE 15-3 FOR DECAL LOCATIONS ON LIGHT BRACKETS)	4
25	224589	DECAL, SIS 20 MILE/H	1
26	70260977	SMV EMBLEM	1
27	141597	DECAL, DANGER ELECTROCUTION	2

Scale Mount Assembly (Optional)

Scale Mount Assembly

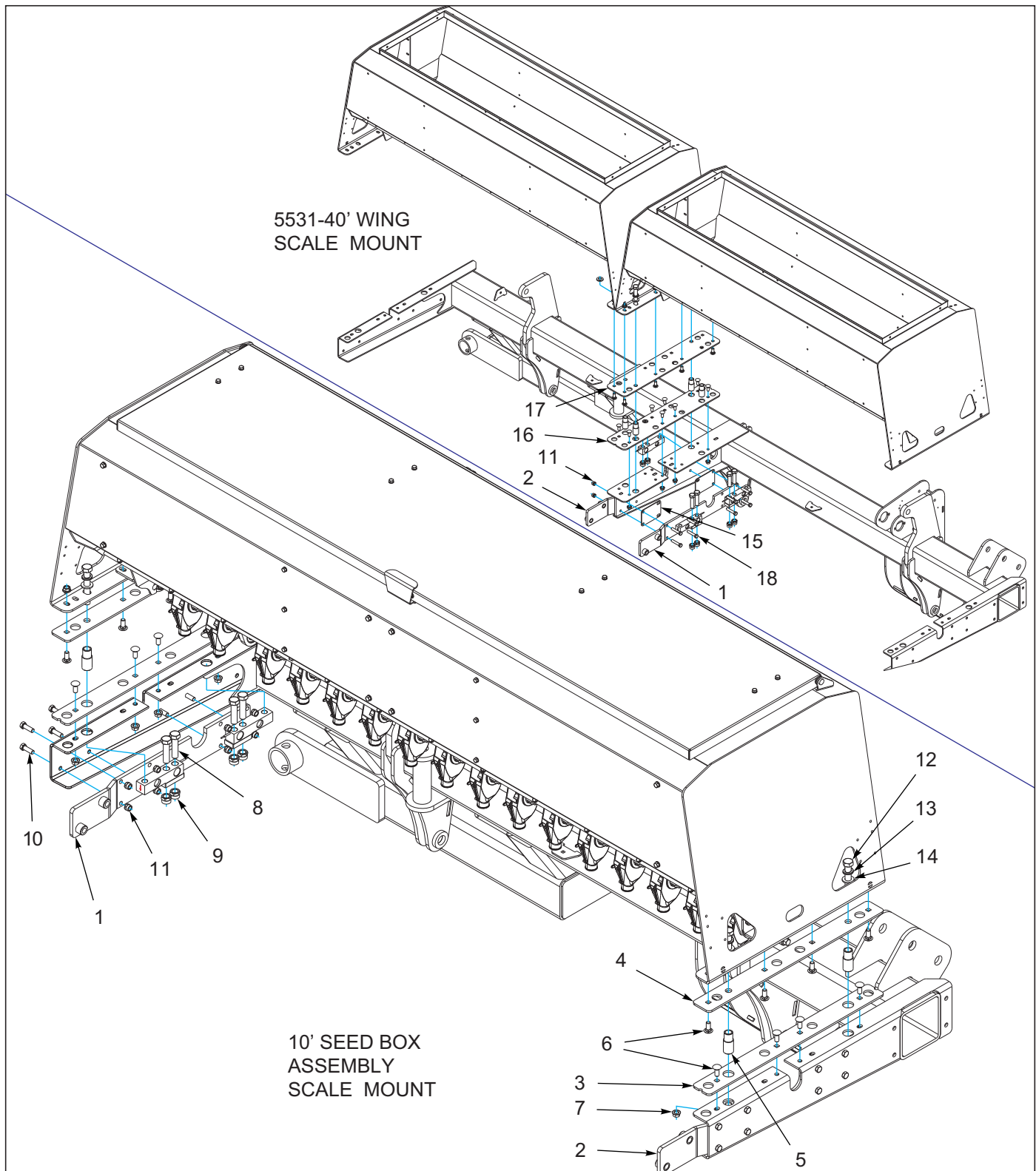


Figure 17-1: Scale Mount Assembly

Scale Mount Assembly

ITEM	PART NUMBER	DESCRIPTION	QTY.			
--	216730	SCALE MOUNT KIT, 5531-30	*			
--	220180	SCALE MOUNT KIT, SMALL SEED 30		*		
--	216731	SCALE MOUNT KIT, 5531-40			*	
--	220181	SCALE MOUNT KIT, SMALL SEED 40				*
1	216479	MOUNT,WALKBOARD LT/SCALE WLDMT	3	--	5	--
1	220177	MOUNT, WALKBOARD LT WLDMT EXT	--	3	--	5
2	216478	MOUNT,WALKBOARD RT/SCALE WLDMT	3	--	5	--
2	220176	MOUNT, WALKBOARD RT WLDMT EXT	--	3	--	5
3	216472	MOUNT, FRAME SUPPORT	6	6	6	6
4	216473	MOUNT, BOX SUPPORT	6	6	6	6
5	216475	BUSHING, CLAMP 2-7/8"L	6	6	20	20
6	1-654-010070-02	SCREW 1/2-13X1-1/4 RD HD SQNK	48	48	80	80
7	1-510-010003-09	NUT,1/2-13 FLANGE HD,SERRATED	24	24	40	40
8	1-654-010061-06	SCREW,HXCP,3/4-10UNCX2-1/4GR5	12	12	40	40
9	1-512-010005-15	NUT,HEX,SLFLKG GRB 3/4-10	24	24	20	20
10	1-654-010055-03	SCREW,HEX CAP,1/2-13UNCX1-1/2	24	24	24	24
11	1-512-010005-09	NUT,HEX,SLFLKG, 1/2-13 GRB	24	24	32	32
12	1-654-010087-15	SCREW HX CP,3/4-16UNFX5 GR8	12	12	20	20
13	1-861-010034-17	WASHER,LKG,HLCL SPR,3/4	12	12	20	20
14	1-861-010032-20	WASHER, FLAT,3/4 N ZP/CD	12	12	20	20
14	1-861-010032-21	WASHER, FLAT 3/4 W ZP/CD	12	12	20	20
15	216482	SPACER, 4-HOLE	--	--	8	8
16	216486	MOUNT, FRAME SUPPORT DUAL	--	--	2	2
17	216484	MOUNT, BOX SUPPORT DUAL	--	--	2	2
18	1-654-010055-07	SCREW HX CP 1/2-13UNCX2-1/2	--	--	8	8

Marker Assemblies (Optional)

Marker Assembly (1 of 2)

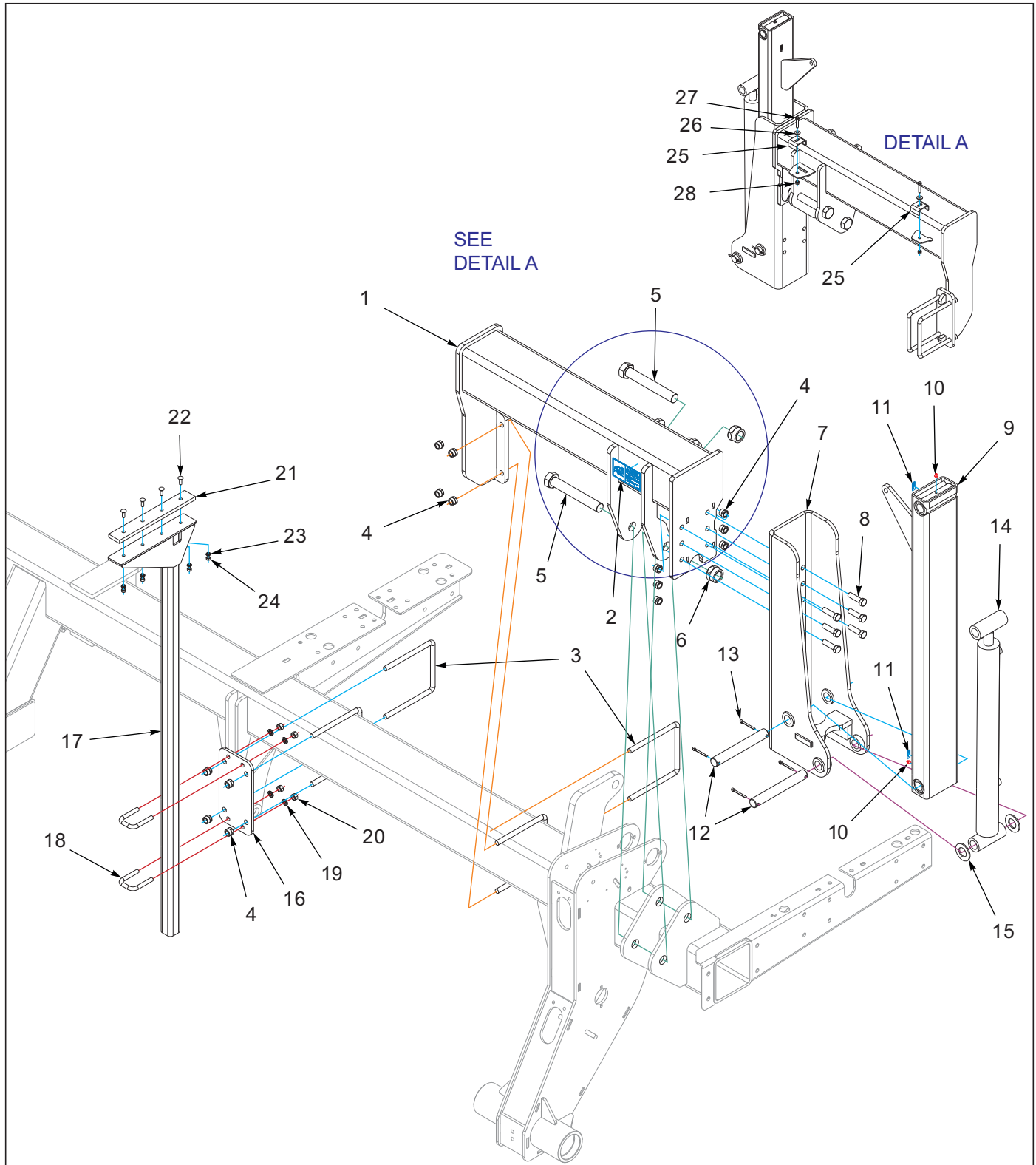


Figure 18-1: Marker Assembly (1 of 2)

Marker Assembly (1 of 2)

ITEM	PART NUMBER	DESCRIPTION	QTY.	
--	153890	MARKER ASSY 5530-30	*	
--	155830	MARKER ASSY, 5530-40		*
1	153874	MOUNT, MARKER 30' RIGHT WLDMT	1	1
1	153875	MOUNT, MARKER 30' LEFT WLDMT (SHOWN)	1	1
2	141597	DECAL, DANGER ELECTROCUTION	2	2
3	70593063	U-BOLT	4	8
4	1-512-010005-13	NUT,HEX SLFLKG GRB 5/8-11	16	24
5	153892	SCREW HX CP 1-1/4-7X8-1/2 GR5	4	4
6	101385	NUT,HEX SLFLKG,1-1/4-7 GRB	4	4
7	159968	MOUNT, MARKER OFFSET WLDMT	2	2
8	112120	SCREW, HX CP 5/8-11X2.25 GR8	12	12
9	153884	ROW MARKER, FIRST ARM WLDMT	2	2
10	1-298-010001-1	ZERK FITTING 1/4 SAE	2	2
11	2-573-010330-03	DECAL, LUBRICATION 50 HOURS	2	2
12	116034	PIN, DOUBLE HOLE, ROW MRKR	4	4
13	1-557-010362-63	PIN,COTTER 1/4X2 ZP	8	8
14	153891	CYLINDER, MARKER 2.5 X 20.06 (SEE PAGE 13-9)	2	2
15	116100	WASHER 1-1/4 NAR FL ZP/CD	4	4
16	155833	MOUNT, MARKER SUPPORT	--	2
17	199346	ARM WLDMT, MARKER SUPPORT	--	2
18	8-102-010019	U BOLT SCRAPER	--	4
19	1-861-010034-13	WASHER, LKG HLCL SPR, 1/2	--	8
20	1-512-010007-09	NUT, HEX 1/2-13 GR2 ZP	--	8
21	117186	RUBBER ARMORITE	--	2
22	104031	SCREW,RDHD,SQNK 5/16-18X1 GR5	--	8
23	1-861-010034-10	WASHER,LKG 5/16	--	8
24	1-512-010007-06	NUT, HEX 5/16-18 GR2 ZP	--	8
25	2-181-010001	HOSE CLAMP	13	13
26	1-861-010032-11	WASHER, FLAT 3/8 W ZP/CD	4	4
27	1-654-010051-08	SCREW,HEX CAP,3/8-16X1-3/4 G5	4	4
28	1-512-010005-05	NUT, HEX, SLFLKG GRB 3/8-16	4	4

Marker Assembly (2 of 2)

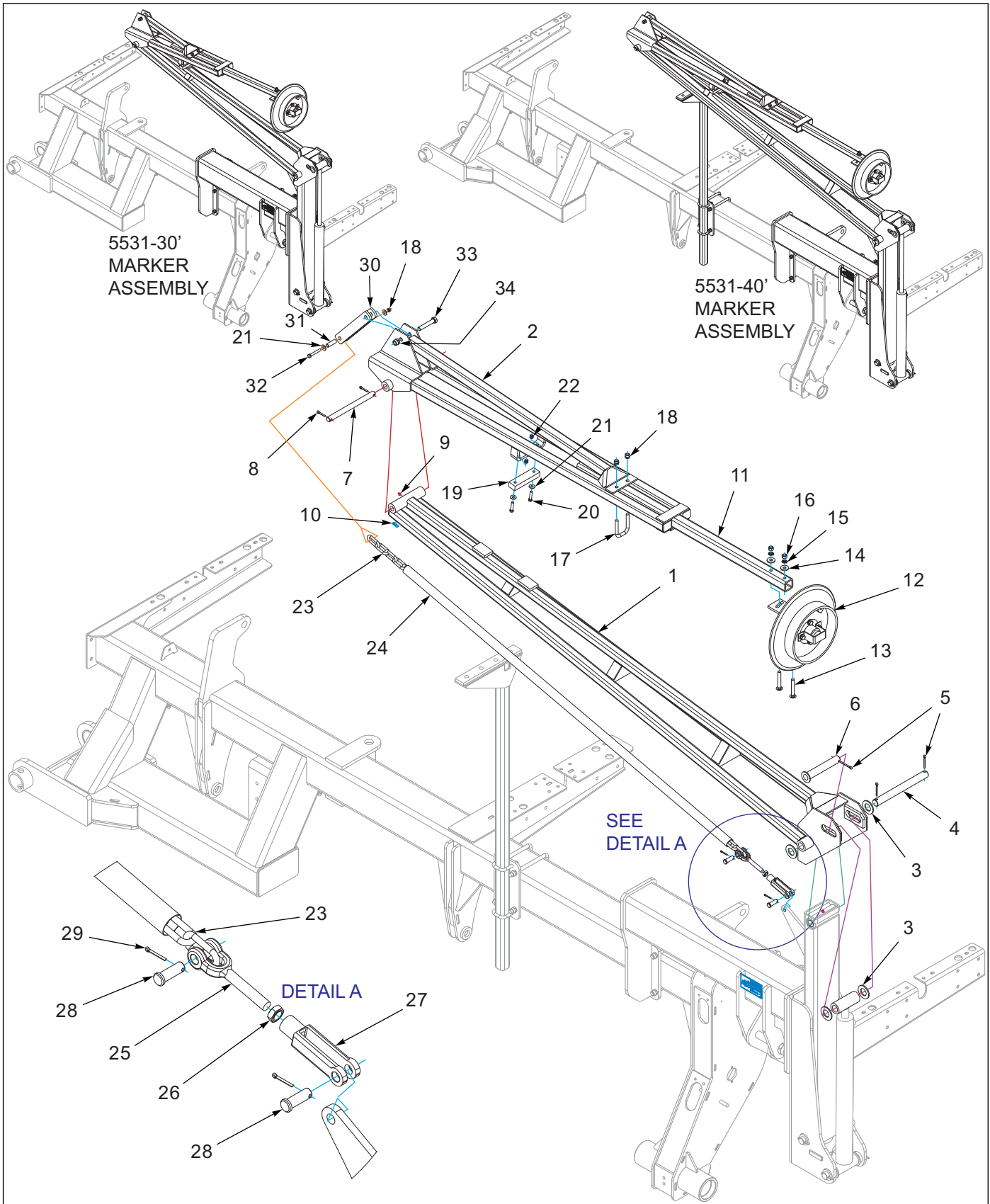


Figure 18-2: Marker Assembly (2 of 2)

Marker Assembly (2 of 2)

ITEM	PART NUMBER	DESCRIPTION	QTY.	
--	153890	MARKER ASSY 5530-30	*	
--	155830	MARKER ASSY, 5530-40		*
1	153885	ROW MRKR MID ARM WLDMT	2	--
1	155831	ROW MARKER MID ARM5530-40WLDMT	--	1
2	153886	ROW MRKR OUTER ASSY 5530 WLDMT	2	--
2	155832	ROW MARKER OUTER ARM 5530-40'	--	2
3	116100	WASHER 1-1/4 NAR FL ZP/CD	12	12
4	116438	PIN 1-1/4X12-1/4	2	2
5	1-557-010362-63	PIN,COTTER 1/4X2 ZP	14	14
6	116032	PIN,WASHER,ROWMARKER WLDMT	2	2
7	116355	PIN 7/8X11	2	2
8	119084	PIN,COTTER 1/4X1-1/4 ZP	4	4
9	1-298-010001-1	ZERK FITTING 1/4 SAE	2	2
10	2-573-010330-03	DECAL, LUBRICATION 50 HOURS	2	2
11	153887	EXTENSION TUBE MRKR ASSY 5530	2	2
12	119764	BLADE ASSY,MARKER,MONOSEM (SEE PAGE 18-5)	2	2
13	1-654-010070-11	SCREW,RDHD,SQNCK 1/2-13X3-1/2	4	4
14	116254	WASHER MARKER MOUNT	4	4
15	1-861-010034-13	WASHER, LKG HLCL SPR, 1/2	4	4
16	1-512-010007-09	NUT, HEX 1/2-13 GR2 ZP	4	4
17	8-102-010019	U BOLT SCRAPER	2	2
18	1-512-010005-09	NUT,HEX,SLFLKG, 1/2-13 GRB	4	4
19	116366	RUBBER SPACER ROW MRKR OTRARM	2	2
20	1-654-010051-08	SCREW,HEX CAP,3/8-16X1-3/4 G5	4	4
21	1-861-010032-11	WASHER, FLAT 3/8 W ZP/CD	8	8
22	1-512-010005-05	NUT, HEX, SLFLKG GRB 3/8-16	6	6
23	120368	CHAIN, ROW MARKER 12ROW 30 (5531-30')	2	--
23	120369	CHAIN, ROW MARKER 16ROW 30 (5531-40')	--	1
24	120399	CHAIN COVER ROW MARKER 12 ROW	2	--
24	120400	CHAIN COVER ROW MARKER 16 ROW	--	2
25	116339	YOKE EXTERNAL THREADED PLAIN	2	2
26	1-511-010001-07	NUT, HEX JAM 5/8-11	2	2
27	116405	YOKE,INTERNAL THREADED CLEVIS	2	2
28	111-2590	CLEVIS PIN 5/8 X 1-3/4	4	4
29	1-557-010362-40	PIN, COTTER 5/32X1-1/4	4	4
30	153888	ROW MARKER LINKAGE WLDMT	2	2
31	116354	TUBE 5/8X1-7/8	2	2
32	1-654-010051-11	SCREW HX CP 3/8-16X2-1/2 G5ZP	2	2
33	1-654-010059-11	SCREW,HX CP 5/8-11UNCX3.5GR5	2	2
34	1-512-010005-13	NUT,HEX SLFLKG GRB 5/8-11	2	2

Marker Blade Assembly

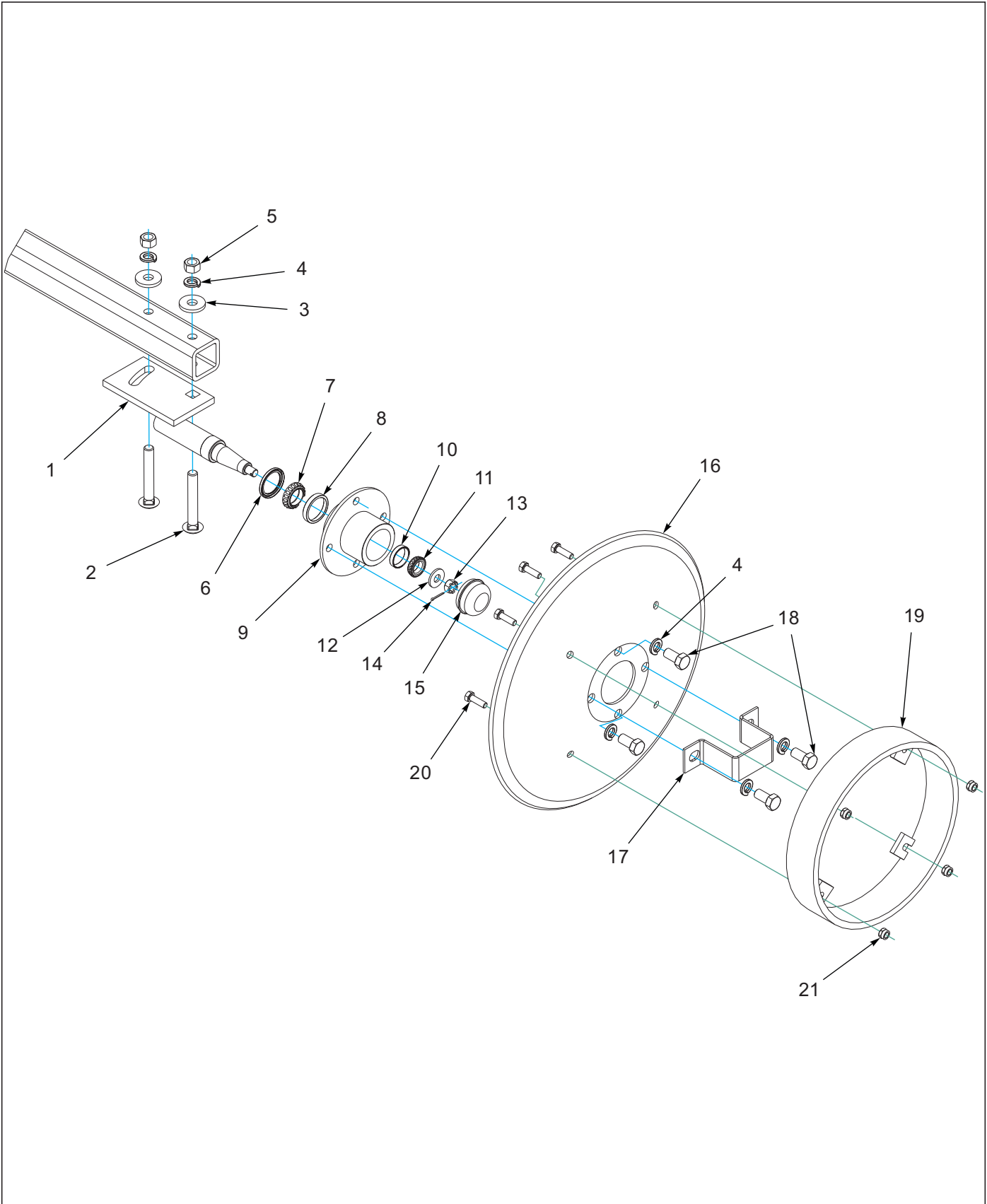


Figure 18-3: Marker Blade Assembly

Marker Blade Assembly

ITEM	PART NUMBER	DESCRIPTION	QTY.
--	119764	BLADE ASSY,MARKER,MONOSEM	2
1	116446	LH SPINDLE WLDMT ROWMARKER (SHOWN)	2
1	116447	RH SPINDLE WLDMT ROWMARKER	2
2	1-654-010070-11	SCREW,RDHD,SQNCK 1/2-13X3-1/2	4
3	116254	WASHER MARKER MOUNT	4
4	1-861-010034-13	WASHER, LKG HLCL SPR, 1/2	12
5	1-512-010007-09	NUT, HEX 1/2-13 GR2 ZP	4
6	125611	GREASE SEAL CR12411(P602123)	2
7	125613	INNER CONE L44643(P752316)	2
8	70336916	CUP,LARGE	2
9	125614	HUB W/CUPS (084000-4) (INCLUDES ITEMS 8, 10)	2
10	70336914	CUP,SMALL	2
11	70336915	CONE,SMALL	2
12	125617	SPINDLE WASHER (P301801)	2
13	125616	SPINDLE NUT 5/8-18 (P251701)	2
14	125615	COTTER PIN 5/32X1-1/2(P401905)	2
15	125612	HUB CAP 1517 (P502013)	2
16	116337	DISC BLADE, SOLID, 16" PLAIN	2
17	116038	SHIPPING RETAINER,ROWMRKR HUB	2
18	830025	SCREW,HHC 1/2-20UNFX1"LG GR8	8
19	116390	DEPTH BAND WLDMT	2
20	1-654-010049-05	SCREW HX CP 5/16-18UNCX1 GR5	8
21	1-512-010005-03	NUT HEX SLFLKG GRB 5/16-18	8

Hydraulic Marker Assembly

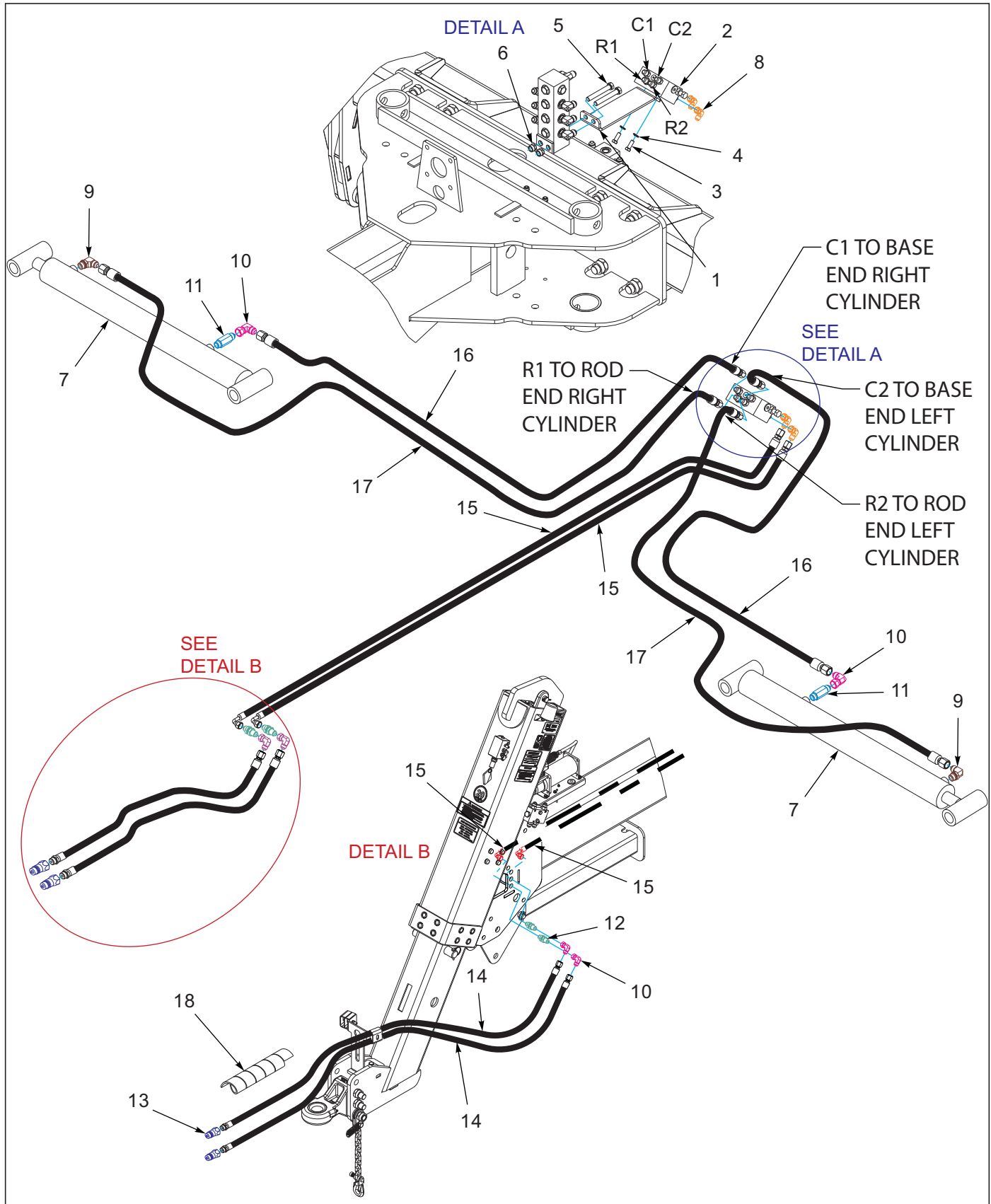


Figure 18-4: Hydraulic Marker Assembly

Hydraulic Marker Assembly

ITEM	PART NUMBER	DESCRIPTION	QTY.
1	153882	BRACKET, VALVE MOUNT	1
2	116350	VALVE ASSY	1
3	1-654-010051-05	SCREW,HEX CAP 3/8-16UNCX1 GR5	2
4	1-861-010034-11	WASHER, LKG HLCL SPR, 3/8	2
5	1-654-010055-11	SCREW,HX CP 1/2-13UNCX3-1/2	2
6	1-512-010005-09	NUT,HEX,SLFLKG, 1/2-13 GRB	2
7	153891	CYLINDER, MARKER 2.5 X 20.06	2
8	102-0031	ADAPTER,90 JIC SWIVEL #6	2
9	2062-8-8S	ADAPTER, 90, #8 O-RING-TUBE	2
10	2071-8-8S	ADAPTER90 #8 FLR SWIVEL #8JIC	4
11	140893	ADAPTER STR LONG #8JIC-#8ORB	2
12	102-0322	37 FLARE BULKHEAD/37 FLARE	2
13	141828	COUPLER,MALE 3/4-16 O-RING	2
14	208261	HOSE ASSY 3/8X96 #8JIC X #8OR	2
15	1-397-010309260	HOSE ASSY,3/8X260,JIC#8X90-#6 (5531-30')	2
15	104329	HOSE ASY,3/8X312,JIC,#8X90-#6 (5531-40')	2
16	117159	HOSE ASSY 3/8X255 #6JIC-#8JIC (5531-30')	2
16	117161	HOSE ASSY 3/8X312 #6JIC-#8JIC (5531-40')	2
17	151727	HOSE ASSY,3/8X275,#6JICX#8JIC (5531-30')	2
17	117917	HOSE ASSY 3/8X336,#6JICX#8JIC (5531-40')	2
18	155530	HOSE WRAP, BLACK 1" ID X 8"	1

Rear Tow Hitch Assembly

ITEM	PART NUMBER	DESCRIPTION	QTY.			
--	182428	REAR TOW HITCH ASSY, 5531-30 (BEFORE 12-13-2018)	*			
--	182449	REAR TOW HITCH ASSY, 5531-40 (BEFORE 12-13-2018)		*		
--	222347	REAR TOW HITCH ASSY, 5531-30 (AFTER 12-13-2018)			*	
--	222348	REAR TOW HITCH ASSY, 5531-40 (AFTER 12-13-2018)				*
1	182429	ARM, REAR TOW HITCH WLDMT	2	2	1	1
2	222346	ARM, REAR TOW HITCH RT WLDMT	--	--	1	1
3	70593063	U-BOLT	4	4	4	4
4	1-512-010005-13	NUT,HEX SLFLKG GRB 5/8-11	10	10	10	10
5	182433	MOUNT PLATE, REAR TOW HITCH	2	2	2	2
6	182434	TUBE, REAR TOW HITCH	1	1	1	1
7	182435	CLAMP PLATE, REAR TOW HITCH	2	2	2	2
8	104436	SCREW,HX CP,3/4-10UNCX9-1/2G5	4	4	4	4
9	1-654-010061-16	SCREW 3/4-10UNCX5-1/2 HXCP G5	4	4	4	4
10	1-512-010005-15	NUT,HEX,SLFLKG GRB 3/4-10	13	13	13	13
11	182424	BRACKET COUPLER/SOCKET	1	1	1	1
12	141228	U-BOLT 5/8X4X6-1/2	1	1	1	1
13	143871	HARNESS, TANDEM ADAPTER	1	1	1	1
14	1-654-010049-05	SCREW HX CP 5/16-18UNCX1 GR5	2	2	2	2
15	1-512-010005-03	NUT HEX SLFLKG GRB 5/16-18	2	2	2	2
16	142668	COUPLER FEMALE 3/4-16 O-RING	2	2	2	2
17	142671	PLATE, COUPLER	1	1	1	1
18	1-654-010051-12	SCREW,HEX CAP,3/8-16UNCX2-3/4	3	3	3	3
19	1-512-010005-05	NUT, HEX, SLFLKG GRB 3/8-16	3	3	3	3
20	142669	PLUG, COUPLER DUST	2	2	2	2
21	2062-8-8S	ADAPTER, 90, #8 O-RING-TUBE	2	2	2	2
22	2039-8-8S	ELBOW 90, #8 JIC X #8 JIC	2	2	2	2
23	102-0322	37 FLARE BULKHEAD/37 FLARE	2	2	2	2
24	2071-8-8S	ADAPTER90 #8 FLR SWIVEL #8JIC	2	2	2	2
25	141828	COUPLER,MALE 3/4-16 O-RING	2	2	2	2
26	208261	HOSE ASSY 3/8X96 #8JIC X #8OR	2	2	2	2
27	153839	HOSE ASSY 3/8X249 #8STR-#8-90	2	--	2	--
27	154905	HOSE ASSY 3/8X300 #8STR-#8-90	--	2	--	2
28	116433	HOSE ASSY 3/8X90 #8 JIC SWV	2	2	2	2
29	155530	HOSE WRAP, BLACK 1" ID X 8"	2	2	2	2
30	168767	HITCH ASSY REAR TOW	1	1	1	1
31	2-102-010040	U-BOLT, DISC ROCKFLEX SHANK	2	2	2	2
32	168768	MOUNT WLDMT REAR TOW HITCH	1	1	1	1
33	168771	HITCH WLDMT REAR TOW	1	1	1	1
34	1-654-010061-09	SCREW HX CP 3/4-10UNCX3 GR5	1	1	1	1
35	1-861-010034-17	WASHER,LKG,HLCL SPR,3/4	4	4	4	4
36	168773	PIN REAR TOW HITCH	1	1	1	1
37	1-647-010004240	PIN,SPRING,SLOTTED,5/16X2-1/2	2	2	2	2
38	162191	SPRING, COMP 1.218 X 2.5	1	1	1	1

Glossary

For clarity this glossary of industry standard abbreviations and their definitions are provided. For additional information, see instruction on the inside front cover or the last page of this manual.

A

ASM Assembly

B

BATT Battery
BHSC Button Head Socket Cap
BLK Black

C

CB Carriage Bolt
CONN Connector
CRG Carriage
CTSK Countersunk
CTWT Counterweight
CVR Cover
CYD Cylinder

D

DBL Double
DIA Diameter

E

ENCLSD Enclosed

F

FHCS Flanged Head Cap Screw
FHHCS Flanged Hex Head Cap Screw
FL OR FLG Flange
FLT Flat

G

GA Gauge

H

HHCS Hex Head Cap Screw
HCS High Carbon Steel
HD Head
HLCL Helical
HCSKT Hex Socket
HSFC Hex Socket Flat Countersunk
HYD Hydraulic

I

ID Inside Diameter

L

LH Lefthand
LKG OR LOCK Locking
LWR Lower

M

MANF Manifold
MNT Mount

N

NRW Narrow
 ----- Not Serviced Separately

O

OD Outside Diameter
OHG Overhead Guard
ORFS OR ORS O-Ring Seal
ORP OR ORB O-Ring Boss

P

P-STEER Power Steering
PTFE Polytetrafluoroethylene (Teflon)

R

RH Righthand
RND Round

S

SER Series
SHCS Socket Head Cap Screw
SHLD Shield
SKT Socket
SLFLKG Selflocking
SOC Socket
SPDT Single Pole Double Throw
SPR Spring

SQ Square
SRTD Serrated
SSCR Setscrew
SST Stainless Steel
STD Standard

U

UPR Upper

W

WHL Wheel
WLD OR WLDMT Weldment

Numerics

100000326	13-1, 13-2	107470	3-68, 7-3, 9-2, 9-4
100000423	13-5, 13-6	108213	9-10, 9-12
100545	3-7	108417	3-25, 4-2, 4-6, 4-10, 4-12, 4-18, 9-10, 9-12
1-007-010025	11-4	1-104-010001	2-11
100827	4-26, 5-2	110993	9-2, 9-4
101014	10-10, 12-4	111-0600	4-3, 4-8
101385	3-7, 10-2, 18-2	111-1267	9-14, 9-16
101509	3-7, 10-2	111-2590	18-4
101518	7-3	111787	13-1
101552	4-3, 4-8	111789	13-1, 13-3, 13-4, 13-7
102-0031	18-8	111790	13-1
102-0114	4-8	111913	13-1
102-0322	10-10, 10-12, 10-14, 11-2, 12-2, 12-4, 12-6, 18-8, 19-2	111962	1-6, 1-8
102-0323	10-16	112120	18-2
102-1130	11-4	113805	13-3
102-1238	10-10, 10-12, 10-16	116032	18-4
102498	1-6, 1-8	116034	18-2
102600	1-4, 1-6, 1-8	116038	18-6
102601	1-6	116100	3-7, 18-2, 18-4
102604	1-6, 1-8	116254	18-4, 18-6
103-0633	7-3	116337	18-6
103841	4-26	116339	18-4
104031	2-14, 3-7, 3-12, 3-14, 3-18, 3-25, 3-28, 3-33, 3-37, 4-26, 5-2, 7-3, 10-4, 18-2	116350	18-8
104329	18-8	116354	18-4
104436	19-2	116355	18-4
104877	9-10, 9-12	116366	18-4
105-0214	4-3	116390	18-6
105874	15-4	116405	18-4
105909	2-18, 2-20, 2-22, 3-7, 3-65, 8-2, 8-4, 9-2, 9-4, 9-6, 9-8, 9-14, 9-16	116433	19-2
107-0023	2-4, 2-8	116438	18-4
107-0975	2-18, 2-20, 2-22, 3-44, 3-46, 3-48, 3-50, 3-52, 3-54, 3-56, 3-58, 8-2, 8-4, 9-2, 9-4, 10-4	116441	3-7
		116446	18-6
		116447	18-6
		116489	11-2, 12-2
		116490	11-4

117159	18-8	125777	9-14, 9-16
117161	18-8	125784	2-14, 7-4, 10-4
117186	18-2	125786	3-7
117722	2-18, 2-20, 2-22, 3-23	125796	2-14, 7-4
117723	7-4	125799	2-22, 3-69
117917	18-8	126561	3-12, 3-14, 3-18, 3-25, 3-28, 3-33, 3-37, 3-39, 3-42, 3-44, 3-46, 3-48, 3-50, 3-52, 3-54, 3-56, 3-58, 3-68, 8-2, 8-4, 9-2, 9-4, 9-14, 9-16, 10-4
118914	12-4, 12-6	129683	2-14, 7-4, 10-4
119084	18-4	1-297-010008-07	3-7, 4-2, 7-4
119118	2-11	1-297-010009-02	4-8
119716	2-18, 2-20, 2-22, 3-23, 8-2, 8-4, 9-14, 9-16	1-297-010018-02	4-10
119764	18-4, 18-6	1-297-010019-03	4-9
120368	18-4	1-297-010033-02	4-14, 4-16, 4-20, 4-22, 4-24
120369	18-4	1-298-010001-1	1-9, 2-16, 3-7, 10-6, 10-8, 18-2, 18-4
120399	18-4	130411	3-42
120400	18-4	130689	7-3
121029	10-16	1-323-010008	4-4, 4-10, 4-14, 4-16, 4-22, 4-24
121031	10-10, 10-12	132554	9-10, 9-12
122825	2-18, 2-20, 2-22	1-343-010001	4-8
122827	9-14, 9-16	13519	2-2, 2-6
122836	2-22	137602	11-4
122837	2-22	139692	3-12, 3-14, 3-18, 3-28, 3-33, 3-37
122848	3-7, 10-4	1-397-010301030	10-10, 10-12, 12-4, 12-6
122871	2-18, 2-20, 2-22, 3-33, 3-37, 8-2, 8-4, 9-14, 9-16	1-397-010301033	10-10, 10-12, 12-4, 12-6
122917	3-7	1-397-010301040	10-10, 10-12
123109	11-2, 12-2	1-397-010301076	10-12
123579	10-14	1-397-010301108	10-10, 10-12
1-242-010172-3	1-2, 11-2, 13-1	1-397-010301127	10-10, 10-12, 12-4, 12-6
124696	11-2, 12-4, 12-6	1-397-010301136	12-6
124971	3-12, 3-14, 3-18, 3-28, 3-33, 3-37, 8-2, 8-4	1-397-010301194	10-10, 10-12
125611	18-6	1-397-010309260	18-8
125612	18-6	1-397-010369036	12-2
125613	18-6	1-397-010369054	12-2
125614	18-6	139974	4-3, 4-8
125615	18-6	1401756	3-12, 3-14, 3-18, 3-28, 3-33, 3-37
125616	18-6	1403983	12-4, 12-6
125617	18-6	140480	2-16, 10-6, 10-8
125720	2-14, 10-4		

140519	1-4	143901	3-7, 3-65, 9-6, 9-8, 10-4
140547	2-11	143904	4-26, 5-2
140599	2-4, 2-8	143905	3-7
1406044	10-12	143906	4-27
140631	2-10, 11-4, 13-8	143910	4-26, 5-2
1408291	3-25	143911	3-25
140893	18-8	143912	3-25
141228	19-2	143915	4-26
141234	1-4	143916	1-2
141238	9-14, 9-16	143920	4-26, 4-27
141254	2-2, 2-6	143924	4-26
141260	9-2, 16-5	143931	3-14, 3-18
141261	9-4	143932	3-14, 3-18, 3-33, 3-37
1413916	10-12	143937	4-26, 5-2
141434	1-2	143938	3-7
141594	11-4, 12-2	143939	3-7
141597	16-5, 18-2	143947	2-16, 10-6, 10-8
141826	12-2	143954	2-16, 10-6, 10-8
141828	10-10, 10-12, 11-2, 12-2, 12-4, 12-6, 18-8, 19-2	143955	2-16, 10-8
141878	11-2, 12-2	143956	2-16, 3-62, 10-6, 10-8
142650	2-11	143957	2-16, 10-6, 10-8
142668	19-2	143962	4-26
142669	19-2	143963	4-26
142671	19-2	143966	4-26, 5-2
142755	10-10, 10-12, 13-5	143971	4-26, 5-2
142774	2-4, 2-8, 12-2, 13-2	143987	2-16, 10-6, 10-8
142779	6-2	143989	1-2, 1-4
142803	13-8	143992	2-16, 3-62, 3-64, 10-6, 10-8
142806	13-8	143994	13-3
142807	13-8	143997	2-4
143067	1-4	144001	2-4, 2-8
143871	19-2	144009	2-4, 2-8
143880	4-26, 5-2	144010	2-4, 2-8
143882	1-2	144011	2-4, 2-8
143886	1-2	144012	2-4, 2-8
143898	4-26, 5-2	144019	2-2, 2-6, 3-7
143900	3-7	144020	2-2, 3-7
		144021	2-2, 3-7

144025	2-4, 2-8	144137	3-39
144029	1-4, 2-10	144138	2-10, 11-4
144049	2-16, 10-6, 10-8	144141	3-12, 3-14, 3-18, 3-28, 3-33, 3-37
144050	2-16, 10-6, 10-8	144143	3-33, 3-37, 8-2, 8-4
144053	3-7	144144	3-44, 3-46, 3-48, 3-50, 3-52, 3-54, 3-56, 3-58, 8-2, 8-4
144057	2-4, 2-8	144146	3-28, 3-33, 3-37
144059	2-4, 2-8	144147	3-65
144060	2-14, 2-18, 2-20, 2-22, 3-7, 7-4, 8-2, 8-4, 9-2, 9-4, 9-14, 9-16	144150	8-2, 8-4
144062	2-2	144158	3-12, 3-14, 3-18, 3-28, 3-33, 3-37
144063	2-2	144159	3-12, 3-14, 3-18, 3-28, 3-33, 3-37
144077	2-18, 3-7	144164	2-11, 2-14
144078	2-20, 3-8	144179	3-8, 3-24
144082	2-18, 2-20, 2-22, 9-14, 9-16	144180	3-8, 3-24
144083	2-18, 2-20, 2-22	144181	3-8, 3-24, 7-4, 8-2
144086	2-14, 2-18, 2-20, 2-22, 7-4, 8-2, 8-4, 9-2, 9-4, 9-14, 9-16, 11-2	144182	3-8, 3-24
144087	2-14, 2-18, 2-20, 2-22	144183	2-14, 2-18, 2-20, 3-33, 3-37, 7-4
144094	3-25	144193	16-5
144095	3-25	144218	3-8
144096	3-25	144221	3-8
144099	2-18, 2-20	144222	3-8, 3-24
144105	3-28, 3-33, 3-37	144237	4-26
144106	3-25	144239	2-10, 11-4
144107	3-25	144243	2-10
144113	2-10	144245	2-10
144118	3-28, 3-33, 3-37	144251	2-11
144119	3-28, 3-33, 3-37	144252	2-11
144122	3-28, 3-33, 3-37	144258	3-68
144123	3-28, 3-33, 3-37	144259	3-68
144124	3-28, 3-33, 3-37	144260	3-68
144125	3-12, 3-14, 3-18, 3-28, 3-33, 3-37	144264	4-26, 4-27, 5-2, 8-2, 8-4
144126	3-12, 3-14, 3-18, 3-28, 3-33, 3-37	144266	4-26, 5-2
144127	3-12, 3-14, 3-18, 3-28, 3-33, 3-37	144268	3-12, 3-14, 3-18, 3-28, 3-33, 3-37, 3-39, 3-42, 3-44, 3-46, 3-48, 3-50, 3-52, 3-54, 3-56, 3-58, 3-68, 8-2, 8-4, 10-4
144129	3-7, 3-10, 3-23, 5-2	144271	4-27, 5-3
144133	3-33, 3-37, 3-39	144272	4-27, 5-3
144134	3-39	144275	4-26
144135	3-39	144313	4-27

144314	4-27	1-510-010003-09 . . .	2-14, 3-7, 3-24, 3-65, 3-68, 4-26, 4-27, 5-2, 6-2, 7-3, 10-4, 17-2
144316	4-2, 4-26	1-511-010001-05	2-10
144317	4-2, 4-26	1-511-010001-07	18-4
144320	12-4, 12-6, 13-4	1-511-010002-08	4-26
144321	1-4, 11-4, 13-3	1-512-010003-03	3-25, 4-3, 4-8
144324	4-26	1-512-010003-05	4-22, 4-24, 7-3, 9-10, 9-12
144328	4-26	1-512-010003-06	4-2, 4-8, 7-4
144331	4-26	1-512-010005-01 . . .	1-2, 2-10, 3-7, 3-10, 3-12, 3-14, 3-18, 3-23, 3-28, 3-33, 3-37, 3-42, 4-8, 4-14, 4-16, 4-22, 4-24, 5-2, 8-2, 8-4, 9-2, 9-4, 11-4, 15-4
144332	4-26	1-512-010005-03 . . .	1-4, 2-10, 2-14, 2-18, 2-20, 2-22, 3-7, 3-65, 4-22, 4-24, 4-26, 5-2, 7-3, 8-2, 8-4, 9-2, 9-4, 9-6, 9-8, 9-14, 9-16, 10-4, 10-14, 18-6, 19-2
144335	4-26, 5-2	1-512-010005-05 . . .	1-2, 2-14, 3-12, 3-15, 3-19, 3-29, 3-34, 3-38, 3-39, 4-2, 4-6, 4-12, 4-18, 7-3, 9-6, 9-8, 10-4, 10-14, 11-2, 12-2, 18-2, 18-4, 19-2
144336	4-26, 5-2	1-512-010005-09 . . .	1-2, 1-4, 2-10, 2-14, 2-18, 2-20, 2-22, 3-7, 3-68, 3-69, 4-6, 4-12, 4-18, 5-2, 7-3, 9-6, 9-8, 9-14, 9-16, 10-14, 11-4, 12-4, 12-6, 17-2, 18-4, 18-8
144337	4-26, 5-2	1-512-010005-13	2-4, 2-8, 2-10, 2-18, 2-20, 2-22, 3-7, 3-68, 4-27, 5-3, 7-3, 8-2, 8-4, 9-2, 9-4, 10-2, 10-4, 10-14, 18-2, 18-4, 19-2
144338	3-8, 3-23	1-512-010005-15 . . .	1-2, 1-4, 4-2, 4-27, 17-2, 19-2
144341	2-4, 2-8	1-512-010005-19	1-2, 2-4, 2-8, 3-7
144348	4-26	1-512-010007-03	9-10, 9-12
144349	4-26	1-512-010007-06	18-2
144351	16-5	1-512-010007-09	18-2, 18-4, 18-6
144355	1-2, 3-8	1-512-010007-12 . . .	3-48, 3-50, 3-52, 3-54, 3-56, 3-58
144356	1-4, 2-2, 2-4, 2-6, 2-8	1-512-010007-14	9-6, 9-8
144357	2-4, 2-8	151512	3-68
144371	2-4, 2-8	151513	3-68, 9-2, 9-4
144372	2-4	151526	3-68, 15-4
144373	2-4, 2-8, 3-8	151529	2-14
147072	5-2	151530	4-2, 4-27
147360	13-5	151531	3-68, 7-4
147361	13-5	151533	1-2
147363	13-5	151534	3-8
147367	13-7	151539	9-2, 9-4, 16-5
147368	13-7	151540	3-8
147375	13-2, 13-3	151543	4-26, 5-2
147376	13-2, 13-3		
147377	13-2		
147582	11-4		
148338	10-12		
148988	4-14, 4-16, 4-22, 4-24		
150076	3-8		
1-510-010001	3-12, 9-14, 9-16		

151547	3-12, 3-14, 3-18, 3-28, 3-33, 3-37	153868	3-12, 3-14, 3-18
151576	3-25	153869	3-12, 3-14, 3-18, 3-28, 3-33, 3-37
151578	3-14, 3-18, 3-33, 3-37	153871	3-12, 3-14, 3-18, 3-28, 3-33, 3-37
151580	3-14, 3-18, 3-33, 3-37	153874	18-2
151582	3-28, 3-33, 3-37	153875	18-2
151586	3-23, 3-33, 3-37	153882	18-8
151587	2-18, 2-20	153884	18-2
151588	2-18, 2-20, 2-22, 8-2, 8-4	153885	18-4
151590	4-2, 4-4, 4-6, 4-9, 4-10, 4-12, 4-14, 4-16, 4-18, 4-20, 4-22, 4-24, 7-3	153886	18-4
151591	4-2, 4-6, 4-12, 4-18	153887	18-4
151592	4-2, 4-6, 4-12, 4-18, 7-4	153888	18-4
151593	4-2	153890	18-2, 18-4
151594	4-2	153891	13-9, 18-2, 18-8
151595	4-4, 4-9, 4-20	153892	18-2
151596	2-22	153900	3-68
1-516-010001-20	1-6, 1-8	153902	2-6, 3-7
1-516-010001-27	2-4, 2-8, 3-8	153903	2-6, 3-7
151604	4-4, 4-9, 4-10, 4-20	154095	13-4, 13-7
151605	1-2	154096	13-4, 13-6
151606	4-3	154097	13-4
151610	4-4, 4-9, 4-20	154098	13-4
151727	18-8	154102	13-3
153696	1-2	154104	13-3
153808	3-8	154105	13-4, 13-6
153811	3-8	154818	2-8
153817	2-14	154820	1-2, 1-4
153822	1-2, 12-2, 12-4, 12-6	154826	3-44, 3-46, 3-48, 3-50
153825	3-8	154827	3-8, 3-10, 3-24
153826	4-3, 4-9	154828	3-25, 3-28, 3-34, 3-38
153838	4-2	154829	3-25, 3-28, 3-34, 3-38
153839	19-2	154830	3-25
153840	11-2, 11-4, 12-2	154831	3-25
153841	11-4	154836	3-28, 3-33, 3-37, 8-4
153852	3-25, 3-34, 3-38	154837	3-8, 3-24
153853	3-25, 3-38	154838	3-28
153857	7-4, 10-4	154839	3-28
153859	1-2	154841	3-12, 3-14, 3-18, 3-28, 3-34, 3-38
		154842	3-12, 3-14, 3-18, 3-28, 3-33, 3-37

154843	3-8	155871	9-6, 9-8
154845	3-69	155873	9-6, 9-8
154846	3-69	155874	9-10, 9-12
154849	3-8, 3-68, 3-69	1-560-010002-02	3-7, 4-6, 4-12, 4-14, 4-16
154850	4-2, 4-3, 15-4	156010	16-5
154851	4-3, 4-8	156972	1-4, 1-6
154852	4-3, 4-8	156973	1-6, 1-8
154853	1-2	156974	1-6
154864	4-2, 4-4	156979	1-6, 1-8
154869	3-8, 3-24	157027	13-9
154871	3-39	1-573-010006	16-5
154872	3-28, 3-33, 3-37, 3-39	158278	2-14, 7-4
154888	1-2, 2-4, 2-8	158303	4-3, 7-4
154890	2-6	158304	4-3
154891	2-6	158305	10-4
154896	2-8, 3-8	158309	8-2, 8-4, 9-2
154905	19-2	158310	8-2, 8-4, 9-2, 9-4
154906	11-2, 11-4, 12-2	159018	8-2, 8-4
155528	11-2	159041	9-6, 9-8
155529	12-2	159046	3-7
155530	18-8, 19-2	159047	3-7
1-557-010327	2-18, 2-20, 2-22	159057	3-68, 15-4
1-557-010362-40	18-4	159681	7-4
1-557-010362-51	1-6, 1-8	159921	3-8, 7-4, 10-4
1-557-010362-54	2-11	159924	7-4, 10-4
1-557-010362-59	4-26, 5-2	159925	7-4
1-557-010362-63	18-2, 18-4	159927	2-16
155830	18-2, 18-4	159928	2-14, 2-16, 7-4
155831	18-4	159932	7-4
155832	18-4	159942	8-2, 8-4
155833	18-2	159951	4-3, 4-9, 4-14, 4-16
155840	3-12, 3-14, 3-18, 3-28, 3-34, 3-38	159952	3-28, 3-34, 3-38
155841	3-8	159953	3-34, 3-38
155842	3-8	159954	2-2, 2-6
155859	2-10	159968	18-2
155860	3-8	159970	1-6, 1-8
155864	3-8	160406	4-8
155868	13-4, 13-7	160813	2-11

161460	3-62	1-654-010051-06	7-3, 10-4, 10-14
161462	3-8, 7-4, 10-4	1-654-010051-07	4-2, 4-6, 4-12, 4-18
161471	3-62	1-654-010051-08	1-2, 12-4, 12-6, 18-2, 18-4
161474	3-12, 3-14, 3-18, 3-28, 3-34, 3-38	1-654-010051-09	7-3
161475	3-12, 3-14, 3-18, 3-28, 3-34, 3-38	1-654-010051-11	18-4
161476	3-12, 3-14, 3-18, 3-28, 3-34, 3-38	1-654-010051-12	19-2
161477	3-12, 3-14, 3-18, 3-28, 3-34, 3-38	1-654-010051-13	1-2, 4-6, 4-12, 4-18, 10-14, 11-2, 12-2
161555	1-2	1-654-010051-14	2-14
162191	19-2	1-654-010051-15	2-14
1622	4-3	1-654-010055-01	4-26
162551	3-42	1-654-010055-02	2-11, 3-7, 3-12, 3-14, 3-18, 3-28, 3-33, 3-37
1-630-010021-03	1-2	1-654-010055-03	1-2, 3-68, 7-4, 10-4, 12-4, 12-6, 17-2
163578	4-14, 4-16, 4-22, 4-24	1-654-010055-04	3-7, 10-4
163981	2-18, 2-20, 8-2, 8-4, 9-14, 9-16	1-654-010055-05	2-10, 3-7, 3-69, 4-6, 4-12, 4-18, 11-4
164249	7-4	1-654-010055-07	2-14, 2-18, 2-20, 2-22, 7-3, 8-2, 8-4, 17-2
164250	7-4	1-654-010055-09	2-10, 2-14, 3-33, 3-37, 7-3, 8-2, 8-4
164251	7-4, 10-18	1-654-010055-11	2-18, 2-20, 10-14, 11-4, 12-4, 12-6, 18-8
164252	7-4	1-654-010055-12	5-2
1-647-010004217	2-18, 2-20, 2-22, 3-7, 3-23, 3-33, 3-37, 7-4, 8-2, 8-4, 9-14, 9-16	1-654-010055-13	3-7, 4-26, 4-27
1-647-010004221	3-7	1-654-010055-14	1-2, 1-4
1-647-010004240	1-4, 2-2, 2-4, 2-6, 2-8, 2-10, 19-2	1-654-010059-07	3-68
1-647-010004257	2-4, 2-8, 3-8	1-654-010059-09	2-10, 3-8, 3-68
1-654-010047-03	3-25	1-654-010059-11	18-4
1-654-010047-04	3-7, 3-12, 3-14, 3-18, 3-28, 3-33, 3-37, 4-22, 4-24, 9-2, 9-4	1-654-010059-13	5-2
1-654-010047-06	1-2, 3-7, 6-2	1-654-010059-14	4-27
1-654-010047-07	9-2, 9-4, 15-4	1-654-010059-15	5-3
1-654-010047-08	3-42, 4-8, 15-4	1-654-010059-16	4-26, 5-2
1-654-010047-09	8-2, 8-4, 9-4	1-654-010061-05	1-2, 1-4, 4-26, 5-2
1-654-010047-10	2-10, 3-7, 3-10, 3-24, 8-4, 11-4	1-654-010061-06	1-2, 17-2
1-654-010047-12	4-2, 4-6, 4-10, 4-12, 4-14, 4-16, 4-18, 4-22, 4-24	1-654-010061-09	19-2
1-654-010047-16	5-2	1-654-010061-16	19-2
1-654-010049-05	18-6, 19-2	1-654-010065-08	3-8
1-654-010049-09	2-10, 3-7	1-654-010065-15	2-4, 2-8, 3-8
1-654-010049-11	3-7	1-654-010070-02	3-68, 4-26, 5-2, 6-2, 17-2
1-654-010049-19	4-22, 4-24		
1-654-010051-05	3-12, 9-14, 9-16, 18-8		

1-654-010070-07	9-14, 9-16	168902	8-2, 8-4
1-654-010070-11	18-4, 18-6	168903	3-12, 3-14, 3-18, 3-28, 3-34, 3-38
1-654-010087-15	17-2	168906	9-14, 9-16
1-654-010153-09	5-2	171011	1-4
1-654-010158-02	3-7, 3-23, 9-2, 9-4	172644	2-18, 2-20
1-654-010160-07	3-39	172645	2-14
1-655-010001-3	3-7, 3-24	172646	2-14, 10-4
1-655-010003-06	9-6, 9-8	172647	2-22
1-656-010003026	3-25	172648	2-22
1-656-010003051	7-4	172649	2-22
1-656-010003053	4-8	172656	9-10, 9-12
1-656-010003056	4-2	172660	1-4
1-656-010003076	4-22, 4-24	172682	12-6, 13-7
166224	10-18	172683	3-8, 4-2
166243	16-5	172684	3-8, 4-2
168521	10-10, 10-12, 12-4	172690	2-10
168767	19-2	172691	2-10
168768	19-2	172692	2-10
168771	19-2	172693	2-10
168773	19-2	172695	4-2
168841	2-11	172696	4-2
168844	3-48, 3-50, 3-56, 3-58	172697	4-2
168856	3-65	172698	4-2
168857	3-65	172699	3-68
168858	3-48, 3-50, 3-56, 3-58	172700	3-44, 3-46, 3-48, 3-50, 3-52, 3-54, 3-56, 3-58
168859	1-6, 1-8	172701	3-48, 3-50, 3-56, 3-58
168866	3-59	172702	3-44, 3-48, 3-52, 3-56
168867	3-59	172703	3-12, 3-14, 3-18, 3-28, 3-34, 3-38
168868	3-44, 3-46, 3-48, 3-50, 3-52, 3-54, 3-56, 3-58	172704	3-65
168869	3-44, 3-46, 3-48, 3-50, 3-52, 3-54, 3-56, 3-58	172705	3-44, 3-46, 3-48, 3-50, 3-52, 3-54, 3-56, 3-58
168870	3-44, 3-46, 3-48, 3-50, 3-52, 3-54, 3-56, 3-58	172706	3-44, 3-46, 3-48, 3-50, 3-52, 3-54, 3-56, 3-58, 3-59
168871	3-59	172707	3-48, 3-56, 3-62
168872	3-59	172708	3-48, 3-56, 3-62
168873	3-59	172712	3-48, 3-50, 3-52, 3-54, 3-56, 3-58, 3-65
168884	3-44, 3-48, 3-52, 3-56	172713	3-48, 3-50, 3-52, 3-54, 3-56, 3-58
168885	3-44, 3-46, 3-48, 3-50, 3-52, 3-54, 3-56, 3-58	172730	3-59
168886	3-48, 3-50, 3-56, 3-58	172732	9-2, 9-4, 16-5
168887	3-56, 3-58		

172733	3-14, 3-34, 3-48, 3-50	174362	3-10, 3-18
172734	3-18, 3-38, 3-56, 3-58	174366	11-2
172735	3-48, 3-50, 3-52, 3-54, 3-56, 3-58	174397	3-23, 16-5
172736	3-10, 3-14	174398	3-44, 3-46
172737	3-10, 3-18	174399	14-2, 14-4, 14-6
172739	3-10, 3-24, 4-26	174400	14-2, 14-4, 14-6
172741	3-18, 3-38, 3-56, 3-58	174407	2-22, 3-23
172973	10-10, 10-12, 12-4, 12-6	174408	2-22, 3-24
172998	10-10, 10-12	174409	9-2, 9-4
174304	13-7	174410	9-2, 9-4
174305	3-10, 3-12	174411	9-4
174306	3-10, 3-14	174412	9-2
174307	3-10, 3-18	174413	9-2, 9-4
174308	3-44	174414	14-2, 14-4, 14-6
174309	3-48	174417	14-2
174310	3-56	174418	14-2
174311	3-52, 3-54, 3-56, 3-58	174419	10-4, 14-2, 14-4, 14-6
174312	3-10, 3-12	174420	10-4, 14-2, 14-4, 14-6
174313	3-10, 3-14	174421	14-2
174314	3-10, 3-18	174422	14-2, 14-4, 14-6
174315	3-12, 3-29, 3-44, 3-46	174423	14-2, 14-4, 14-6
174316	3-14, 3-34, 3-48, 3-50	174424	3-23, 3-33
174317	3-19, 3-38, 3-56, 3-58	174425	3-23, 3-37
174342	3-10	174427	3-23, 3-37
174343	3-23	174428	3-23, 3-28
174345	3-10	174429	3-23, 3-33
174346	3-23	174430	3-23, 3-37
174347	3-10	174431	3-23, 3-28
174348	3-23	174432	3-23, 3-33
174350	3-10	174433	3-23, 3-37
174351	3-23	174434	7-4, 14-2, 14-4, 14-6
174352	4-2, 4-6, 4-12, 4-18	174435	15-4
174353	4-2, 4-6, 4-12, 4-18	174436	15-4
174354	4-2, 4-6, 4-12, 4-18	174437	15-4
174355	4-2, 4-6, 4-12, 4-18	174441	15-4
174358	7-3	174442	15-4
174359	7-3	174453	15-4
174360	7-4	174454	15-4

174455	15-4	176618	9-2, 9-6
174456	15-4	176627	2-18, 2-20, 9-14, 9-16
174468	2-2	176644	3-24, 3-37
174469	2-6	176657	14-4, 14-6
174470	2-2, 2-6	176664	9-14, 9-16
174483	3-18, 3-38, 3-56, 3-58	176665	9-6, 9-8
176481	3-10, 3-18	176666	9-4
176490	16-5	176676	3-65
176552	9-6, 9-8	177032	1-2, 1-9
176553	9-4	1-796-010003-02	12-2, 12-4, 12-6
176554	9-6, 9-8	179773	14-2, 14-4, 14-6
176555	9-6, 9-8	179776	3-12, 3-15, 3-19, 3-29, 3-34, 3-38
176556	9-8	182424	19-2
176557	9-6	182428	19-2
176558	11-2	182429	19-2
176560	3-23	182433	19-2
176565	9-2, 9-4	182434	19-2
176566	14-2, 14-4, 14-6	182435	19-2
176567	9-14	182449	19-2
176568	9-16	1-833-010001	4-2, 7-3
176569	9-2, 9-4	183950	3-62
176570	14-2, 14-4, 14-6	183951	3-62
176571	9-6, 9-8	1-861-010005	1-6, 1-8
176574	9-10	1-861-010032-03	4-8
176576	9-10, 9-12	1-861-010032-06	3-7
176577	9-10, 9-12	1-861-010032-07	3-42, 4-3, 4-22, 4-24
176583	9-6, 9-8, 9-10	1-861-010032-11	1-2, 10-14, 12-2, 18-2, 18-4
176585	9-6, 9-8, 9-10	1-861-010032-14	2-18, 2-20, 2-22, 3-12, 3-14, 3-18, 3-28, 3-33, 3-37, 3-39, 4-26, 8-2, 8-4, 9-14, 9-16
176590	3-68, 9-2, 9-4	1-861-010032-15	3-69
176591	3-68, 9-2, 9-4	1-861-010032-19	3-68
176605	9-2, 9-14	1-861-010032-20	4-26, 5-2, 17-2
176606	9-2, 9-4, 9-16	1-861-010032-21	17-2
176607	9-10, 9-12	1-861-010032-22	3-33, 3-37
176612	9-2	1-861-010032-24	1-2
176613	9-4	1-861-010032-32	2-4, 2-8
176614	9-4, 9-8	1-861-010034-07	9-10, 9-12
176615	9-4, 9-6	1-861-010034-10	18-2
176617	9-2, 9-4, 9-8		

1-861-010034-11	10-14, 18-8	190400001	13-5
1-861-010034-13	1-2, 2-11, 4-26, 18-2, 18-4, 18-6	190400035	10-14, 13-2
1-861-010034-17	17-2, 19-2	192896	14-2, 14-4, 14-6
1-861-010034-21	3-65	193598	4-12, 4-16
186232	10-12, 13-6	193599	4-14, 4-16
186233	10-2	194603	4-22, 4-24
186234	10-4	194604	4-14, 4-16, 4-22, 4-24
186235	10-4	194605	4-14, 4-16, 4-22, 4-24
186246	10-14	194674	4-8
186296	9-6, 9-8, 9-12	194675	4-8
186298	9-12	194676	4-9
187481	9-2, 9-4, 9-8	194677	4-6, 4-9, 4-12
187485	12-4, 12-6	194684	10-4
187486	10-12, 12-6	194687	4-6, 4-10
187491	4-6, 4-8, 4-10, 4-12, 4-18, 4-22, 4-24	195198	10-16
187492	4-10	199310	10-16
187493	10-2	199311	10-10, 10-12, 10-14, 10-16
187496	10-2	199323	10-14
187497	10-2	199324	10-18
187498	10-2	199325	3-10, 3-14
187504	10-4, 10-6	199326	3-52
187505	10-6	199327	3-23, 3-33
187506	10-4	199328	3-10, 3-14
187509	10-4	199329	3-24, 3-33
187518	4-6, 4-8, 4-12, 4-18, 15-4	199330	3-15, 3-34, 3-52, 3-54
187519	4-8	199346	18-2
187520	4-8	199348	2-11, 2-14
187521	4-8	199349	2-14
187522	4-8	199396	4-8
1-879-010011	4-3, 4-8	1C199	9-10, 9-12
189428	8-2, 8-4	1C213	9-10, 9-12
189429	8-2, 8-4	1CM625ER	4-3
189432	8-2, 8-4	1D598	9-14, 9-16
189451	1-2, 1-9	201772	10-6, 10-8
189453	1-9	201774	10-4
189454	1-9	201787	10-4, 10-8
189467	1-9	201788	4-12, 4-14
189468	1-9	201789	8-2

201790	8-4	208220	3-50, 3-58, 3-64
201791	8-4	208221	3-50, 3-58, 3-64
202702-8-6S	10-10, 10-12	208261	11-2, 12-2, 18-8, 19-2
202702-8-8S	10-10, 10-12, 10-16, 11-2, 11-4, 12-4, 12-6	208269	10-10, 10-12, 12-4, 12-6
203003-8-8S	10-10, 12-4, 12-6	2-095-010017	3-39, 3-68, 9-2, 9-4
203005-8-8S	11-4, 12-2	209761	16-5
203014	3-42	209793	7-4
203030	7-4, 10-18	209794	7-4
203063	4-8	2-102-010040	19-2
203065	10-10, 10-12, 10-14, 10-16	211043	7-3
203067	10-16	211044	7-3
203068	10-16	211045	4-6, 4-12, 4-18, 16-5
203070	10-16	211062	4-22, 4-24
203076	10-16	211079	4-22, 4-24
203077	10-16	211080	4-22, 4-24
2033-8-8S	10-10, 10-12	211081	4-22, 4-24
2039-8-8S	19-2	211082	4-22, 4-24, 16-5
2040-4-6S	4-14, 4-16, 4-22, 4-24	211091	5-2
204384	2-11	211099	13-6
205147	3-42, 16-5	212777	5-2
205169	10-16	212778	5-2
205170	10-14	212780	5-2
205192	3-64	212789	5-2
205237	3-46, 3-50, 3-54, 3-58	212792	5-2
205953	10-16	212793	5-2
206209-8-8S	7-4, 10-10, 10-12, 10-16	212798	5-3
2062-8-8S	10-10, 10-12, 10-16, 11-2, 11-4, 12-2, 12-4, 12-6, 18-8, 19-2	212799	5-2
2071-8-8S	10-10, 10-12, 10-14, 12-2, 12-4, 12-6, 18-8, 19-2	213921	5-2
207494	3-42	213930	11-4
207495	3-42	213932	3-8
207496	3-42	213953	4-12, 4-14
207497	3-42	213954	4-12, 4-16
207498	3-42	213955	4-14, 4-16
207499	3-42	213956	5-3
208215	3-64	213957	5-3
208219	3-64	213958	5-3
		214803	5-2, 14-2, 14-4, 14-6
		214805	5-2

214806	5-2	221270	1-4
2-150-010008	1-4, 3-8, 4-2	221272	1-4
2-150-010174	3-8, 4-2, 10-2	222308	3-42, 8-2, 8-4
215972	4-14, 4-16	222320	14-6
216472	17-2	222321	14-6
216473	17-2	222323	14-6
216475	17-2	222324	14-6
216478	17-2	222346	19-2
216479	17-2	222347	19-2
216482	17-2	222348	19-2
216484	17-2	223435	1-8
216486	17-2	223437	1-8
216730	17-2	223438	1-8
216731	17-2	223439	1-8
2-181-010001	1-2, 10-14, 12-4, 12-6, 18-2	223440	1-4, 1-8
218359	10-10, 10-12	224512	16-5
218369	10-16	224513	16-5
218375	10-16	224573	4-8
218421	3-46, 3-50, 3-54, 3-58	224574	2-11, 2-14
218430	3-14, 3-34, 3-50	224575	2-11
218431	3-15, 3-34, 3-54	224584	6-2
218432	3-12, 3-29, 3-46	224585	6-2
218433	3-19, 3-38, 3-58	224587	6-2
218487	9-10, 9-12	224589	9-2, 9-4, 16-5
218488	9-4	224590	9-2, 9-4
218490	9-6, 9-8, 9-12	224627	14-4
218492	9-4, 9-8	224628	14-4
218493	9-4, 9-6	224629	14-2
218496	9-2	224631	14-2, 14-4
218497	9-2, 9-6	224632	14-2, 14-4
218650	13-6	2266-6-8S	10-10, 10-12
218651	13-6	229762	4-18, 4-22
218658	13-1	229763	4-18, 4-24
220001504	10-14	229764	4-22, 4-24
220176	17-2	229765	4-22, 4-24
220177	17-2	231480	4-18, 4-20
220180	17-2	231495	3-12, 9-14, 9-16
220181	17-2	232178	16-5

2-368-010274	14-2, 14-4, 14-6	70239854	1-2, 3-8
2-368-010287	1-2, 15-4	70260977	3-8, 9-2, 9-4, 16-5
239-8101-14	4-3, 4-8	70336914	18-6
2-474-010022	10-10, 10-12, 10-14, 12-4, 12-6	70336915	18-6
25021	10-4	70336916	18-6
25618	3-24	70592442	1-2, 3-69
2-573-010198	16-5	70593063	2-18, 2-20, 2-22, 3-8, 7-4, 8-2, 8-4, 9-2, 9-4, 10-2, 10-14, 18-2, 19-2
2-573-010330-02	16-5	70922060	7-4
2-573-010330-03	16-5, 18-2, 18-4	71508985	11-4
2-788-010010	4-3, 4-8	71508992	12-2
29SFFL 5811	4-26, 5-2	7D937	9-10, 9-12
2K503	9-14, 9-16	7D938	9-10, 9-12
2P140	12-4, 12-6	8-102-010019	18-2, 18-4
3-136-010001-01	7-4	8-105-010006	3-65
3-238-010007	7-4	8-183-010058	5-2
3-272-010017	4-3, 4-8	830025	18-6
3-343-010014-53	4-3	8-573-010084	16-5
3P115	9-14, 9-16	900598-6S	10-16
4001060	1-6, 1-8	9J433	9-6, 9-8
40-0717-02	15-4		
40DM6ER	4-3	H	
40K2	4-14, 4-16, 4-22	HEHM240	4-8
415	2-11		
42H12	9-2, 9-4	T	
42H16	3-24	TR575	1-4
4D402	9-6, 9-8		
4D413	9-6, 9-8		
5000	1-6, 1-8		
50008-69	10-10, 10-12, 12-4		
51039-28	12-6		
51039-35	12-4, 12-6		
528933	9-2, 9-4, 15-4, 16-5		
528934	15-4, 16-5		
528938	9-2, 9-4, 15-4, 16-5		
56D4	4-10		
6-102-010009	3-68, 7-4, 10-4		
6EM60ER	4-3		
6K516	9-4, 9-14, 9-16		

Instructions for Ordering Parts

**** Repair parts must be ordered through an Authorized Dealer ****

DEALER INSTRUCTIONS FOR ORDERING PARTS FROM LANDOLL PARTS DISTRIBUTION CENTER

Phone #: 800-423-4320 or 785-562-5381

Fax #: 888-527-3909

Order online: dealer.landoll.com

IDENTIFICATION PLATE

The identification plate, which lists the model number and serial number, is located on the front of the frame.

SERIAL NUMBER

The serial number is located on the identification plate.
The Following information will help decode the 5531 Grain Drill serial number

55H2021100 = xxmysssss

QR CODE DECAL

The 5000 series QR code decal, may be scanned to link you to the most current manuals, located on the front of the frame [See Figure 22-1](#)

xx	= model series (i.e. 55 for Grain Drill, Fold)
m	= month of manufacture (ex. "H" means October. The letter I is not used.)
yy	= year manufactured (ex. "14" means 2021)
SSSSS	= Sequential number used to track warranty and service information.

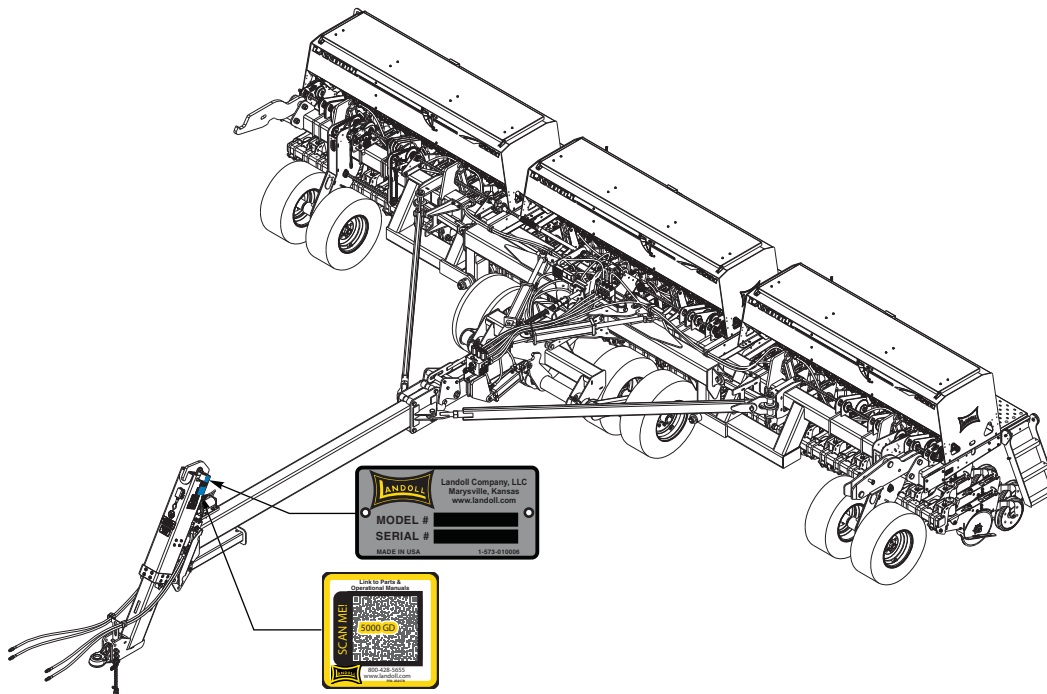


Figure 22-1: Identification Plate and Location

Manuals for 5531 Grain Drill

Manual Number	Manual Type
F-716	Operator's Manual
F-717	Parts Manual

Document Control Revision Log:

Date	Form #	Improvement(s): Description and Comments
12/16/2013	F-717	Initial Release
02/07-2019	F-717-0219	Seed Box/Meter update
05/24/2019	F-717-0519	Added scale kits
08/16/2019	F-717-0819	Updated tire/wheel assy lift, marker assembly, added Loup Elite Monitor, rear tow hitch
06/08/2020	F-717-0620	Updated hub/spindle assemblies, added agitator assemblies, added Loup Mini Monitor, updated decals
09/24/2021	F-717-0921	Updated manifold assemblies, added QR code decal, updated marker assemblies



Intertek

Equipment from Landoll Company, LLC is built to exacting standards ensured by ISO 9001 registration at all Landoll manufacturing facilities.

Model 5531

Grain Drill

Parts Manual

Re-order Part Number F-719

LANDOLL COMPANY, LLC

1900 North Street

Marysville, Kansas 66508

(785) 562-5381

800-428-5655 ~ **WWW.LANDOLL.COM**



Copyright 2021. Landoll Company, LLC

“All rights reserved, including the right to reproduce this material or portions thereof in any form.”

