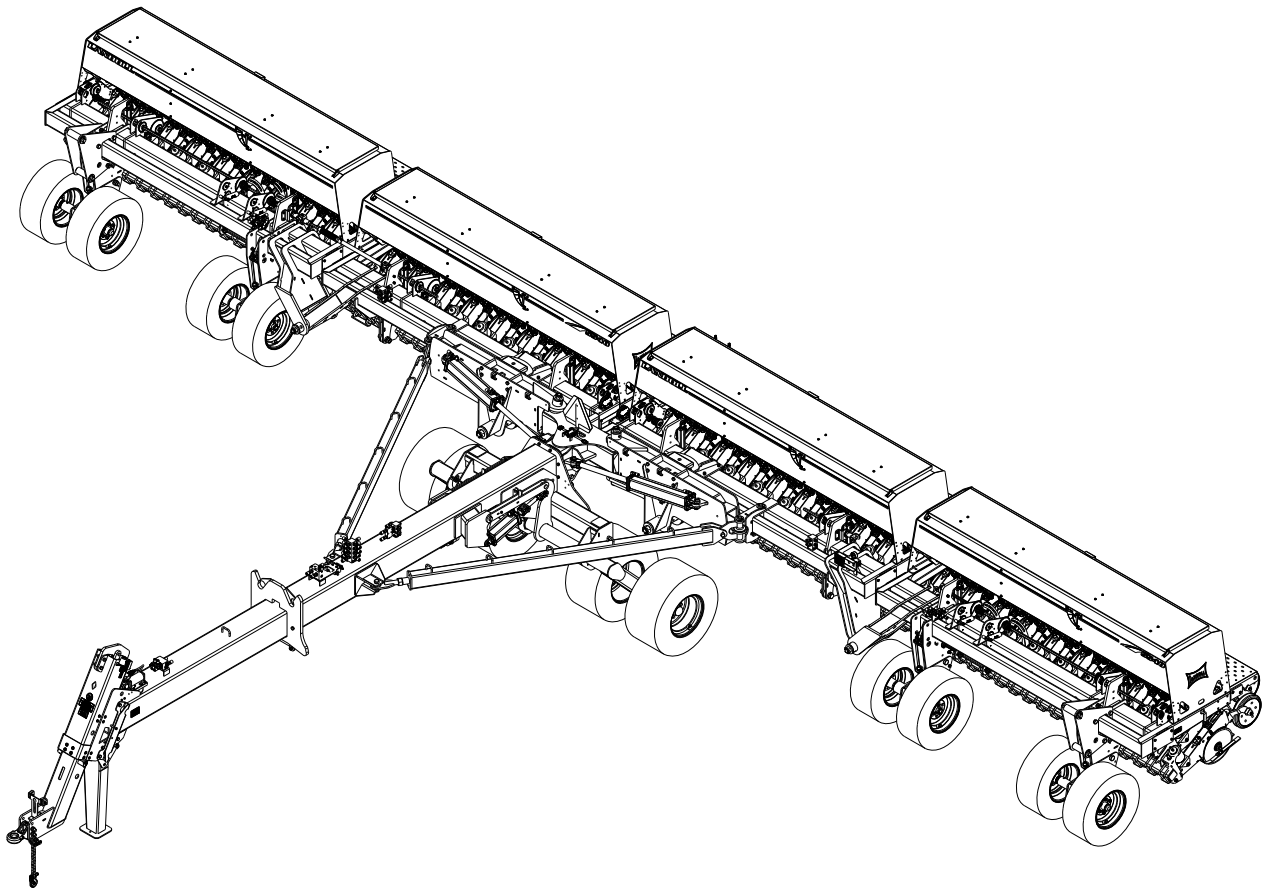




Model 5540-50 Folding Grain Drill Parts Manual



LANDOLL COMPANY, LLC

1900 North Street

Marysville, Kansas 66508

(785) 562-5381

800-428-5655 ~ WWW.LANDOLL.COM

Manuals for the 5540-50 Grain Drill

MANUAL NUMBER	MANUAL NAME
F-975	5540-50 GD Operator's Manual
F-976	5540-50 GD Parts Manual

Table of Contents

1 Illustrated Parts List

Instructions for Ordering Parts	1-1
Hitch & Frame Assemblies	1-2
Hitch Assembly Front	1-2
Hitch Assembly Rear	1-4
Hitch Latch and Lock Assembly	1-6
Lift Assembly Center	1-8
Hub And Spindle Assembly, 8 Bolt	1-10
Switch Assembly Lift	1-12
Switch Assembly Hitch	1-14
Hitch Assemblies	1-16
Center and Wing Frame Assemblies	1-18
Wing Frame Fold Assembly Center	1-18
Wing Frame Assembly Inner	1-20
Wing Frame Assembly Outer	1-22
Drive Wheel Assembly	1-24
Wing Frame Seed Drive Assembly W/out Fertilizer	1-26
Hub and Spindle Assembly - 156972	1-28
Hub and Spindle Assembly - 223440	1-30
Seed Drive Assemblies	1-32
Wing Frame Seed Drive Assembly W/ Fertilizer	1-34
Fertilizer Drive Assembly	1-36
Wing Seed Drive Assembly	1-38
Wing Seed Drive Clutch Assembly	1-40
Box Assemblies	1-42
Seed Box Assembly 12-1/2' x 7.5" W/out Fertilizer	1-42
Seed Box Assembly 12-1/2' x 7.5" W/ Fertilizer	1-44
Meter Assembly 12-1/2' x 7.5"	1-48
Seed Box Assembly 12-1/2' x 10" W/out Fertilizer	1-50
Seed Box Assembly 12-1/2' x 10" W/ Fertilizer	1-52
Meter Assembly 12-1/2' x 10"	1-56
Seed Meter Housing Assembly	1-58
Seed Rate Adjust Assembly, Left	1-59
Seed Shaft Bearing Assembly	1-60
Fill Shield Assembly	1-62
Fertilizer Assembly	1-63
Opener Bar-Walkboard-Seed Box Assembly Inner	1-64
Opener Bar-Walkboard-Seed Box Assembly Outer	1-66
Seed Box Chain Assembly	1-68
Ladder Assembly	1-69
Air Opener Assemblies	1-70
Air Opener Assembly	1-70
Air Relief Manifold Assembly	1-72
Check Valve Manifold Assembly	1-74
12v Air Compressor Assembly	1-76
Air Opener Assembly	1-78

Double Rib Press Wheel Assembly	1-79
Smooth Press Wheel Assembly	1-80
Double Rib Press Wheel Assembly	1-81
Rebounder Assembly	1-82
Rebounder Assembly	1-82
Point Row Clutch Assemblies	1-84
Point Row Clutch Assembly (1 of 2)	1-84
Point Row Clutch Assembly (2 of 2)	1-86
Point Row Clutch Electrical Assembly	1-88
Drill Monitor Assembly	1-90
Small Seed Box Assemblies	1-92
Small Seed Box Assembly	1-92
Seed Box Assembly	1-94
Box Assembly	1-96
Seed Shaft Bearing Assembly, Right	1-98
Seed Shaft Bearing Assembly, Left	1-100
Marker Assemblies	1-102
Marker Assembly (1 of 2)	1-102
Marker Assembly (2 of 2)	1-104
Marker Gauge Wheel Assembly	1-106
Hydraulic Assemblies	1-108
Hydraulic Lift Assembly	1-108
Hydraulic Fold Assembly	1-110
Hydraulic Opener Assembly	1-112
Hydraulic Marker Assembly	1-114
Hydraulic Lift, Fold & Opener Electrical	1-116
Double Check Valve Assembly	1-118
Opener Manifold Assembly	1-120
Cylinder Assemblies	1-122
4 X 20 Hydraulic Cylinder	1-122
4 X 10 Hydraulic Cylinder	1-123
Cylinder - Rephase Assembly - 4 X 10	1-124
Cylinder - Rephase Assembly - 3-3/4 X 10	1-125
2-1/2 X 1 Hydraulic Cylinder	1-126
1-3/4 X 6 Hydraulic Cylinder	1-127
4-1/2 X 24 Hydraulic Cylinder	1-128
2 X 8 Hydraulic Cylinder	1-129
3-1/2 X 20 Marker Cylinder Assembly	1-130
Electrical Assemblies	1-131
Electrical Assembly	1-131
Decals	1-134
Decals	1-134

Illustrated Parts List

Instructions for Ordering Parts

**** Repair parts must be ordered through an Authorized Dealer ****

DEALER INSTRUCTIONS FOR ORDERING PARTS FROM LANDOLL PARTS DISTRIBUTION CENTER

Phone #: [800-423-4320](tel:800-423-4320) or [785-562-5381](tel:785-562-5381)

Fax #: [888-527-3909](tel:888-527-3909)

Order online: dealer.landoll.com

IDENTIFICATION PLATE

See Figure 1-1 The identification plate, which lists the model number and serial number, is located on the left side of the hitch..

SERIAL NUMBER NOMENCLATURE

The serial number for the Landoll 5540-50 Grain Drill is located on the identification plate.

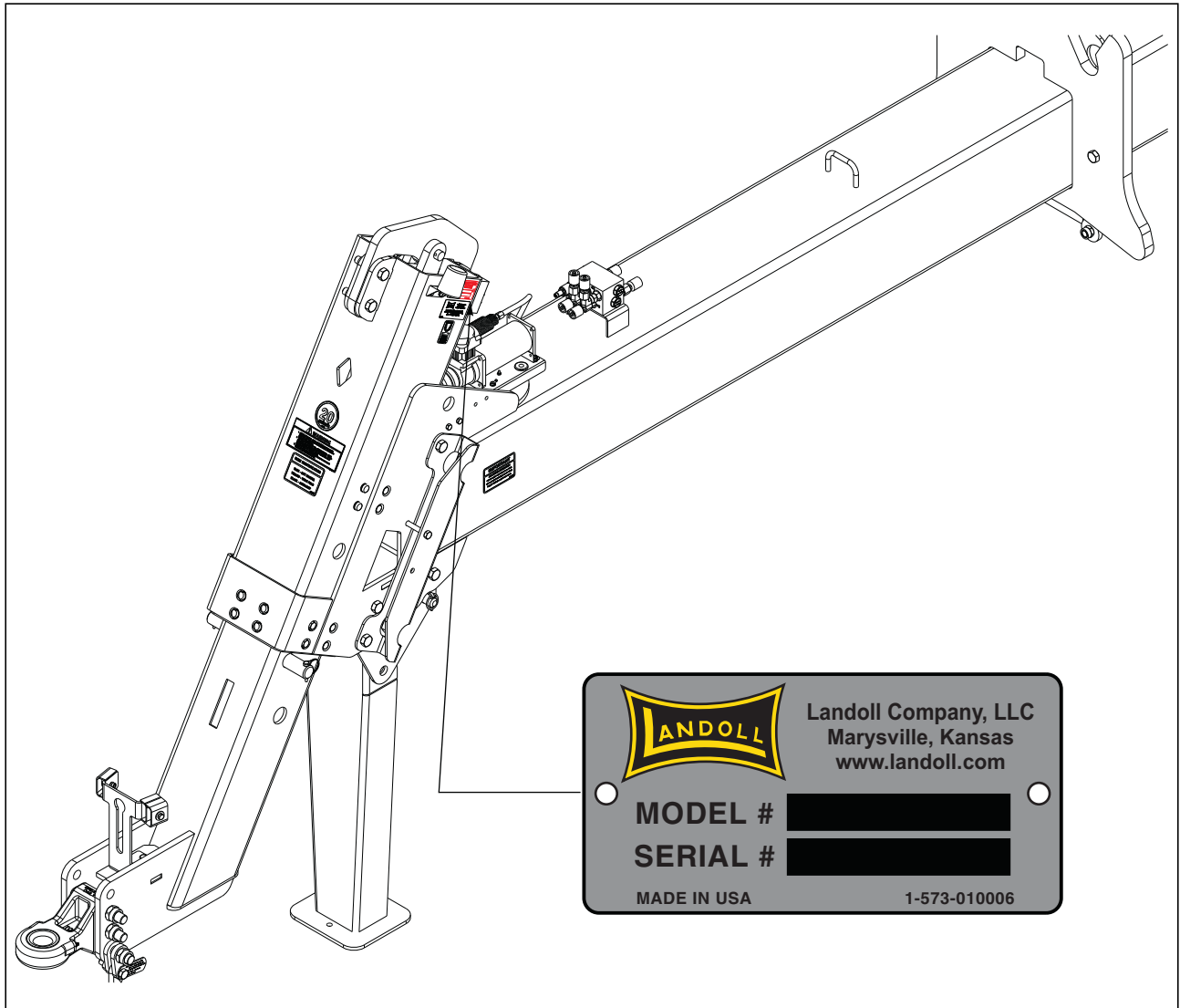


Figure 1-1: Identification Plate

Hitch & Frame Assemblies

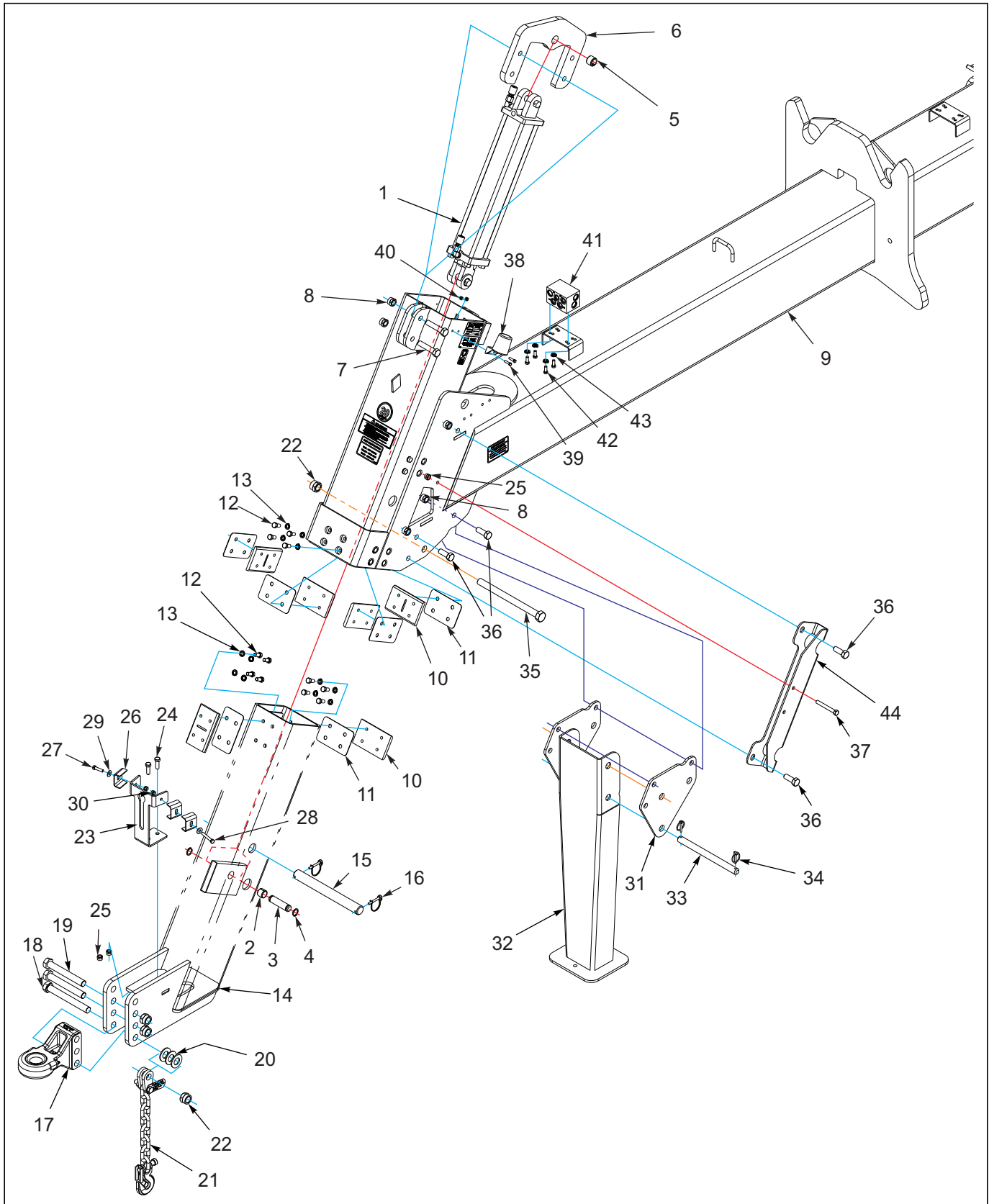


Figure 1-2: Hitch Assembly Front

Hitch Assembly Front

ITEM	PART NO.	DESCRIPTION	QTY.
1	142774	CYLINDER 4X20-3000 PSI, BLUE (SEE PAGE 1-122)	1
2	2-150-010008	BUSHING 1-1/4ODX1IDX1 STEEL	1
3	154853	PIN, 1" X 4"	1
4	1-630-010021-03	RING, RETAINING 1.0 HD	2
5	192890	BUSHING 1-3/8ODX1 IDX1 STEEL	1
6	208204	MOUNT, HITCH CYLINDER	1
7	141776	SCREWHXCP 3/4-10UNCX3-1/2GR5B	2
8	1-512-010005-15	NUT,HEX,SLFLKG GRB 3/4-10	10
9	205992	HITCH WLDMT DRILL	1
10	143916	PLATE, SLIDE	8
11	151533	SHIM, HITCH SLIDE	8
12	1-654-010055-01	SCR,HX CP 1/2-13UNCX1 GR5	32
13	1-861-010034-13	WASHER, LKG HLCL SPR, 1/2	32
14	205988	TUBE WLDMT TELESCOPING HITCH	1
15	158286	PIN, 1-1/2 X 14	1
16	70592442	PIN,SNAPPER	2
17	189451	HITCH, BALL CAT IV 3-HOLE (SEE PAGE 1-16)	1
18	1-654-010125-22	SCREW HX CP 1-8UNCX8-1/2G8ZP	1
19	153696	BOLT, HITCH CLEVIS	2
20	1-861-010032-24	WASHER FL 1IN NARROW ZP	3
21	156950	SAFETY CHAIN, 41,000 LB	1
22	1-512-010005-19	NUT 1-8 HEX SLF-LOCKING GRB	4
23	153822	BRACKET, HOSE HOLDER	1
24	1-654-010055-03	SCREW,HEX CAP,1/2-13UNCX1-1/2	2
25	1-512-010005-09	NUT,HEX,SLFLKG, 1/2-13 GRB	3
26	2-181-010001	HOSE CLAMP	3
27	1-654-010051-07	SCREW,HEX CAP,3/8-16UNCX1-1/2	1
28	1-654-010051-11	SCREW HX CP 3/8-16X2-1/2 G5ZP	1
29	1-861-010032-11	WASHER, FLAT 3/8 W ZP/CD	2
30	1-512-010005-05	NUT, HEX, SLFLKG GRB 3/8-16	2
31	151605	BRACKET, JACK STAND	2
32	208205	STAND WLDMT JACK	1
33	195594	PIN, 1.0 X 12.75 H2	1
34	70239854	PIN QUICK HITCH	2
35	1-654-010065-28	SCREW, HEX CAP,1-8UNCX13 GR5	1
36	1-654-010061-05	SCREW,HHC,3/4-10UNCX2,GR5,ZP	12
37	1-654-010055-13	SCREW,HEX CAP,1/2-13UNCX4 GR5	1
38	2-368-010287	HARNESS, STOR-A-WAY	2
39	1-654-010047-06	SCREW,HX CP 1/4-20UNCX1 GR5	2
40	1-512-010005-01	NUT,HEX,SLFLKG GRB 1/4-20	2
41	211058	MANIFOLD, DBL CHECK	1
42	1-654-010051-05	SCREW,HEX CAP 3/8-16UNCX1 GR5	2
43	1-861-010034-11	WASHER, LKG HLCL SPR, 3/8	2
44	208208	SHIELD, HYD HOSE	2

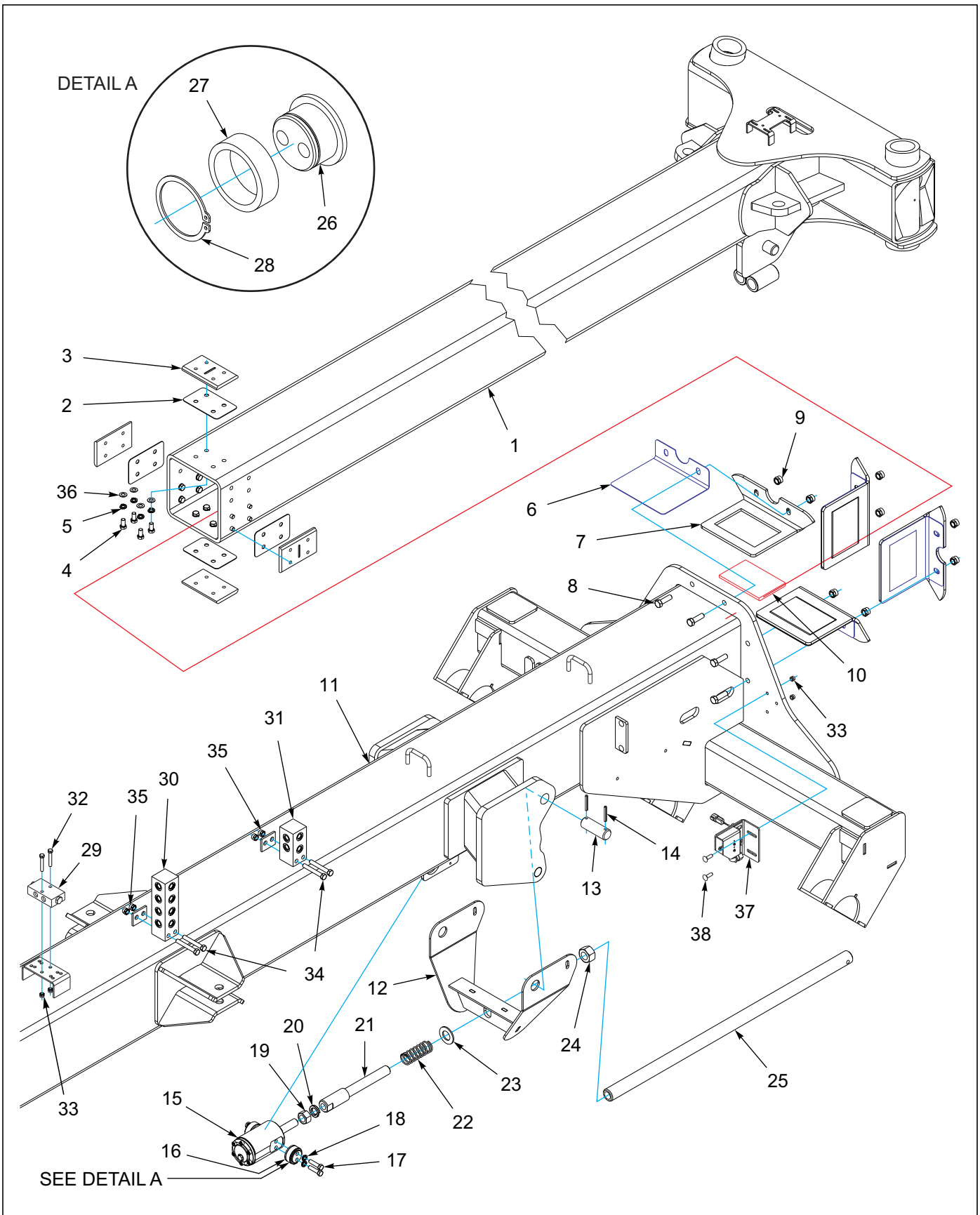


Figure 1-3: Hitch Assembly Rear

Hitch Assembly Rear

ITEM	PART NO.	DESCRIPTION	QTY.
1	203015	HITCH WLDMT TELESCOPING	1
2	151533	SHIM, HITCH SLIDE	4
3	143916	PLATE, SLIDE	4
4	1-654-010055-02	SCREW 1/2-13UNCX1-1/4 CP GR5	16
5	1-861-010034-13	WASHER, LKG HLCL SPR, 1/2	16
6	208241	SHIM, BEARING MOUNT	4
7	205985	MOUNT, BEARING	4
8	1-654-010059-05	SCREW,HEX CAP,5/8-11UNCX2 GR5	8
9	1-512-010005-13	NUT,HEX SLFLKG GRB 5/8-11	5
10	205986	PAD, HITCH SLIDE	4
11	205992	HITCH WLDMT DRILL	1
12	207462	BRACKET WLDMT TRANSPORT LOCK	1
13	207660	PIN, Ø1-1/2 X 4-1/4 FOLD LINK	2
14	1-647-010004240	PIN,SPRING,SLOTTED,5/16X2-1/2	4
15	174720	CYLINDER ASM 2-1/2"X1" STROKE (SEE PAGE 1-126)	1
16	198320	ASSY, TRUNION MOUNT 1-1/4"	2
17	1-654-010055-05	SCREW,HEX CAP,1/2-13UNCX2 GR5	4
18	1-861-010034-13	WASHER, LKG HLCL SPR, 1/2	4
19	1-512-010007-14	NUT, HEX 1-8 GR2 ZP	1
20	1-861-010034-21	WASHER, LKG HEL SPRG 1IN	1
21	207460	ROD, FOLD LATCH	1
22	213931	SPRING, COMPRESSION 5-5/16 L	1
23	116100	WASHER 1-1/4 NAR FL ZP/CD	1
24	1-512-010007-16	NUT,HEX 1-1/4-7 GR2 ZP	1
25	205995	ROD, FOLD LATCH	1
26	191924	TRUNION, CYLINDER	1
27	191925	TRUNION, BEARING	1
28	188530	SNAP RING, 2 SHAFT	1
29	124696	VALVE,CHK DBL PILOT O-RING	1
30	141594	MANIFOLD, HYDRAULIC 16 PORT	1
31	211075	MANIFOLD, 8 PORT NARROW	1
32	1-654-010051-09	SCREW,HEX CAP,3/8-16UNCX2 GR5	2
33	1-512-010005-05	NUT, HEX, SLFLKG GRB 3/8-16	4
34	1-654-010055-11	SCREW,HX CP 1/2-13UNCX3-1/2	4
35	1-512-010005-09	NUT,HEX,SLFLKG, 1/2-13 GRB	4
36	1-861-010032-14	WASHER, FLAT 1/2" N ZP/CD	16
37	218393	SWITCH ASSY, LIFT (SEE PAGE 1-13)	1
38	101864	SCREW,RD HD 3/8-16X1-1/4 GR5	2

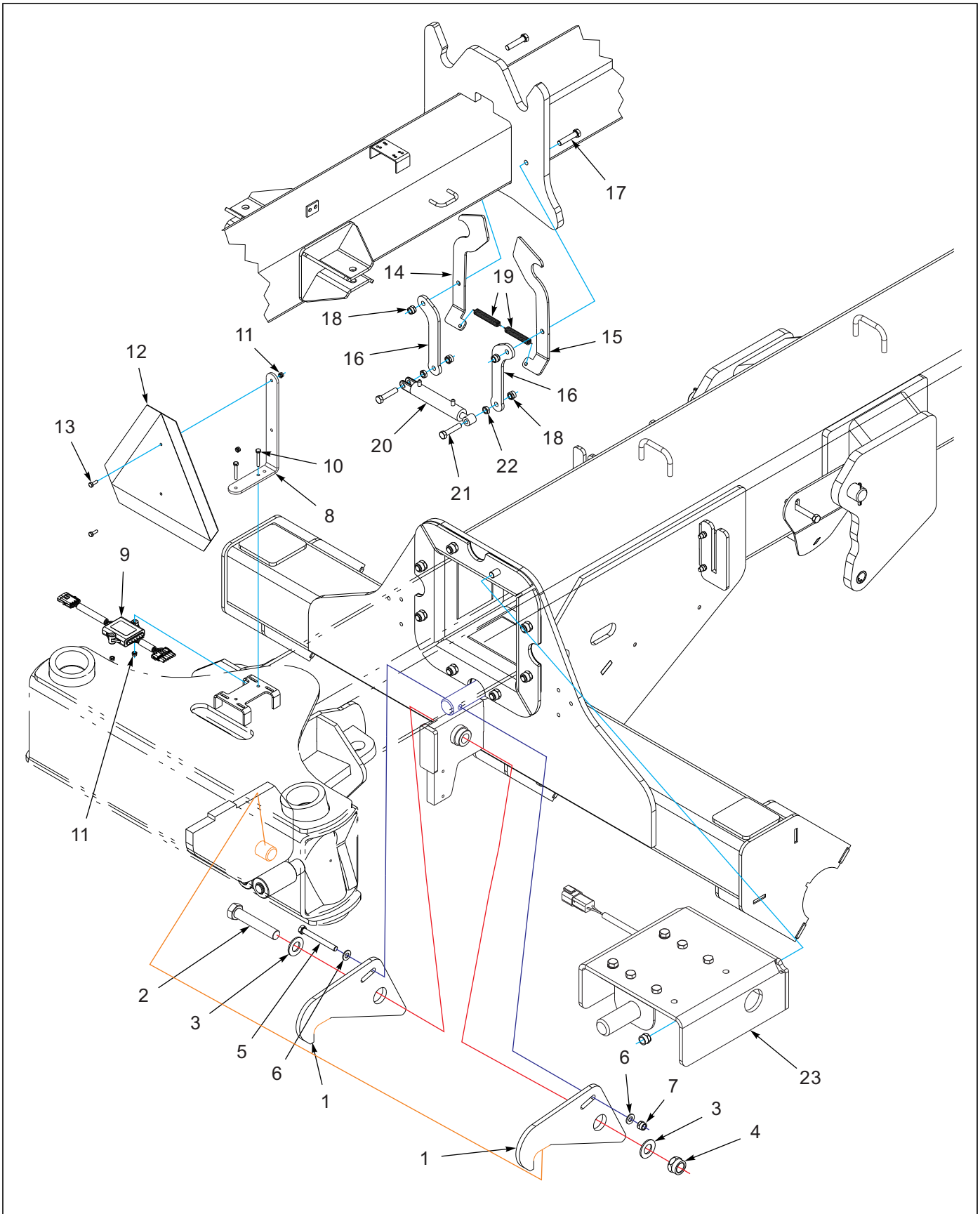


Figure 1-4: Hitch Latch and Lock Assembly

Hitch Latch and Lock Assembly

ITEM	PART NO.	DESCRIPTION	QTY.
1	205994	LATCH, FOLD	2
2	102271	SCREW HX CP 1-8UNCX5-1/2 GR5	1
3	1-861-010032-24	WASHER FL 1IN NARROW ZP	2
4	1-512-010005-19	NUT 1-8 HEX SLF-LOCKING GRB	1
5	1-654-010055-14	SCREW,HX CP,1/2-13UNCX4-1/2G5	1
6	1-861-010032-14	WASHER, FLAT 1/2" N ZP/CD	2
7	1-512-010005-09	NUT,HEX,SLFLKG, 1/2-13 GRB	1
8	208268	MOUNT, SMV	1
9	174437	MODULE, AG FLASHER CONTROL	1
10	1-654-010047-09	SCREW,HX CP,1/4-20UNCX1-3/4G5	2
11	1-512-010005-01	NUT,HEX,SLFLKG GRB 1/4-20	4
12	70260977	SMV EMBLEM	1
13	1-654-010047-04	SCREW,HEX CAP,1/4-20X3/4 GR5	2
14	208195	WING LOCK, HOOK LEFT	1
15	208194	WING LOCK, HOOK RIGHT	1
16	208196	BRACKET, WING LOCK CYLINDER	2
17	1-654-010061-09	SCREW HX CP 3/4-10UNCX3 GR5	2
18	1-512-010005-15	NUT,HEX,SLFLKG GRB 3/4-10	4
19	3-720-010075	SPRING EXTENSION 7/8X6	2
20	129251	CYLINDER, 1-3/4X6 (SEE PAGE 1-127)	1
21	141776	SCREWHXCP 3/4-10UNCX3-1/2GR5B	2
22	119083	NUT, HEX JAM 3/4-10 GR2 ZP	2
23	218385	SWITCH ASSY, HITCH (SEE PAGE 1-15)	1

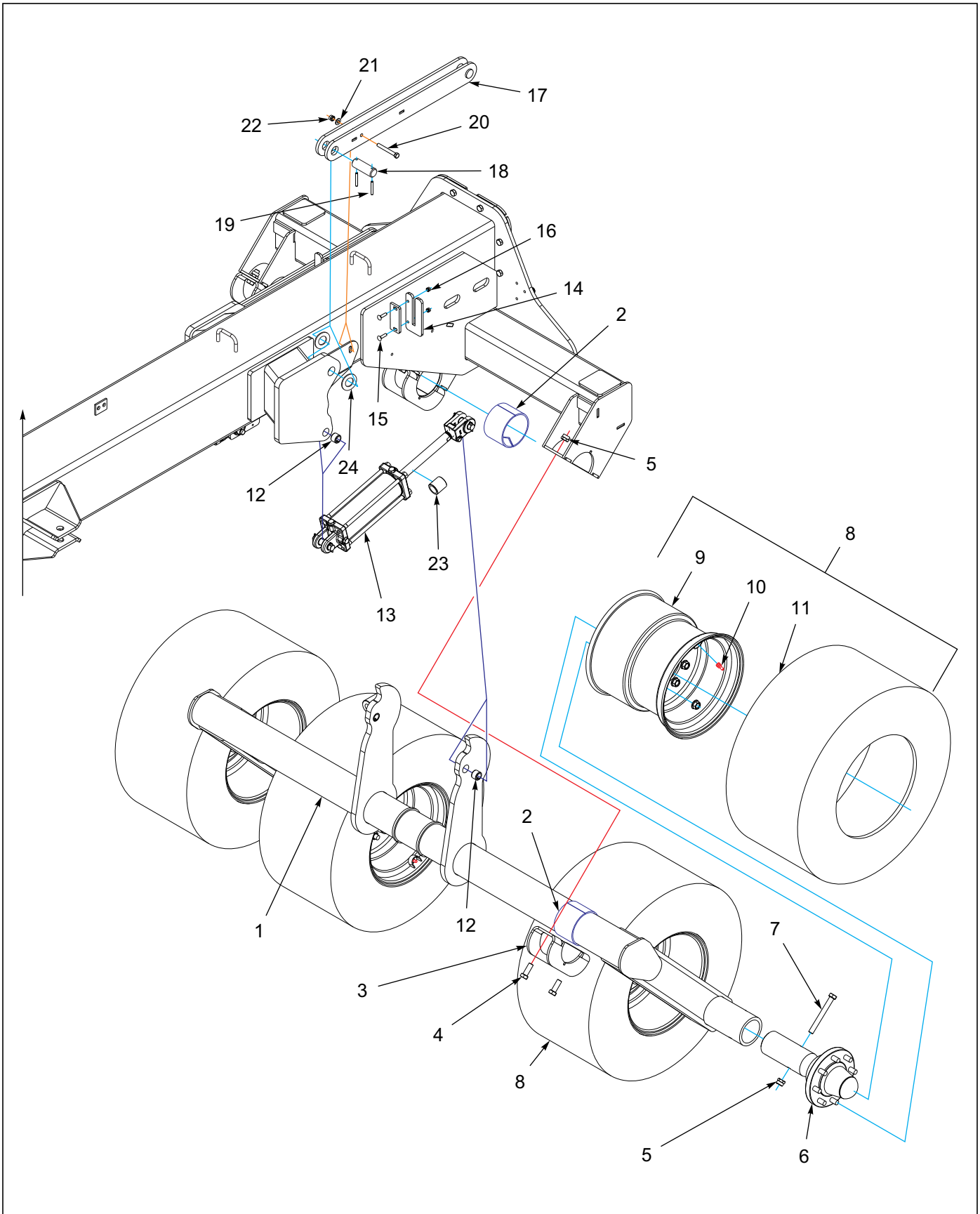


Figure 1-5: Lift Assembly Center

Lift Assembly Center

ITEM	PART NO.	DESCRIPTION	QTY.
1	205973	LIFT WLDMT CENTER	1
2	140519	BEARING, UHMW 4IN	3
3	141234	BEARING CAP, LIFT BLUE	3
4	1-654-010061-05	SCREW, HHC, 3/4-10UNCX2, GR5, ZP	6
5	1-512-010005-15	NUT, HEX, SLFLKG GRB 3/4-10	6
6	188639	HUB & SPINDLE ASSY, 8 BOLT (SEE PAGE 1-11)	4
7	100855	SCREW, HHCS, 3/4-10X6-1/2 GR5	4
8	203016	TIRE & WHEEL ASSY, 480/45R17AG (INCLUDES ITEMS 9-11)	4
9	208240	WHEEL, 17 X 16.00 8-BOLT	1
10	TR575	VALVE STEM TUBELESS TIRE	1
11	204386	TIRE, BKT VF 480/45R17	1
12	192890	BUSHING 1-3/8ODX1 IDX1 STEEL	2
13	144321	CYLINDER 4X10 (SEE PAGE 1-123)	2
14	208192	GUIDE, TRANSPORT LOCK	2
15	195009	SCREW, RD HD 3/8-16X1-1/2 GR5	4
16	1-512-010005-05	NUT, HEX, SLFLKG GRB 3/8-16	4
17	207456	LOCK WLDMT TRANSPORT	2
18	207660	PIN, Ø1-1/2 X 4-1/4 FOLD LINK	2
19	1-647-010004240	PIN, SPRING, SLOTTED, 5/16X2-1/2	4
20	1-654-010055-13	SCREW, HEX CAP, 1/2-13UNCX4 GR5	2
21	1-861-010032-14	WASHER, FLAT 1/2" N ZP/CD	2
22	1-512-010005-09	NUT, HEX, SLFLKG, 1/2-13 GRB	2
23	216469	BUSHING, CYLINDER STOP	2
24	1-861-010032-32	WASHER FLAT ZP/CD 1-1/2	4

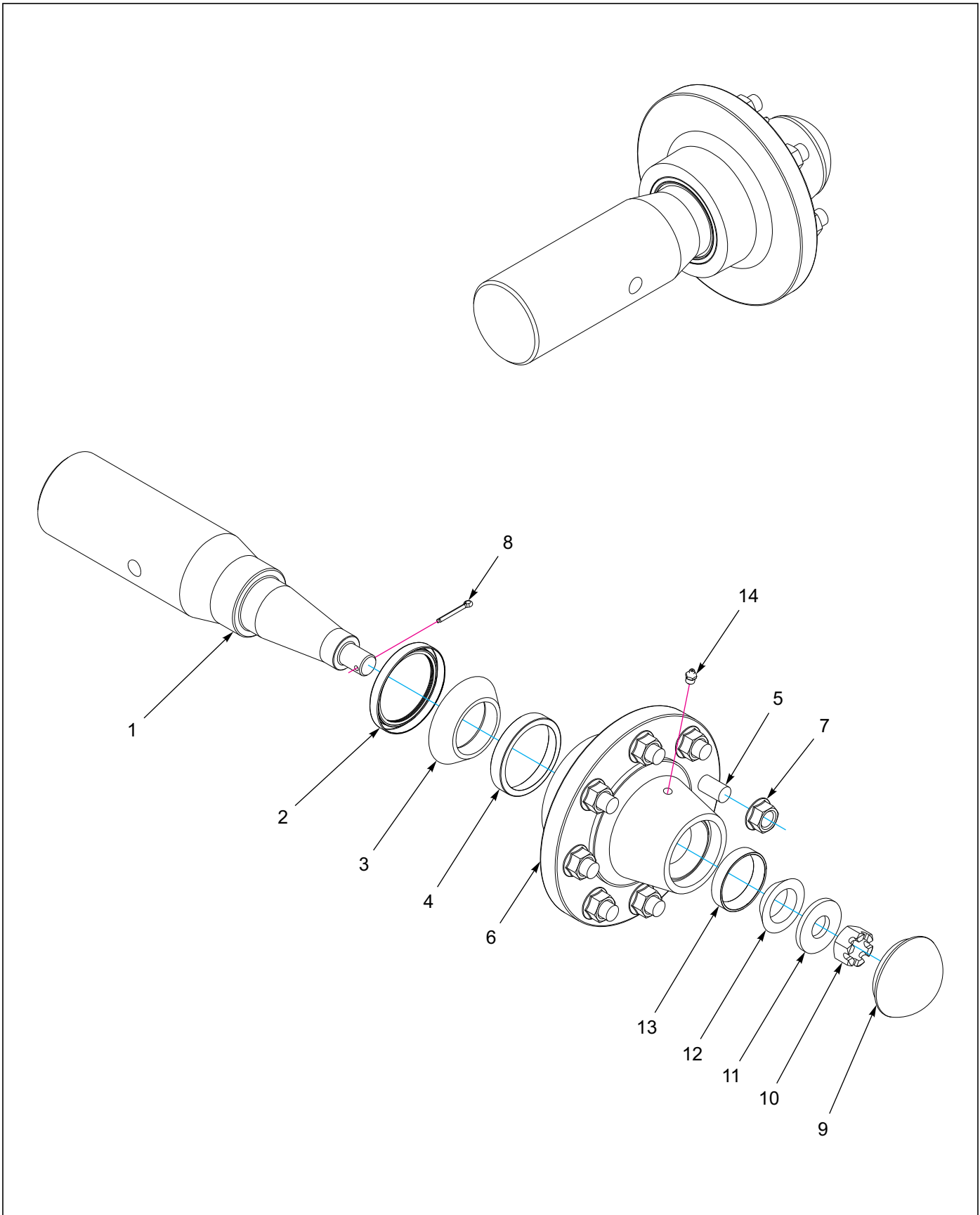


Figure 1-6: Hub and Spindle Assembly, 8-Bolt

Hub And Spindle Assembly, 8 Bolt

ITEM	PART NO.	DESCRIPTION	QTY.
--	188639	HUB & SPINDLE ASSY, 8 BOLT	
1	188640	SPINDLE, 4 X 18-1/4	1
2	171107	SEAL,TRIPLE LIP4.125ODX3.251ID	1
3	170310	CONE BEARING-39250-39412	1
4	171771	BEARING CUP	1
5	171772	BOLT STUD 3/4-16 X 2-3/4 GR8	1
6	170302	HUB W/ CUPS, 8 BOLT 10,000 LBS	1
7	171773	NUT, HEX FLANGE 3/4-16 GR5 ZP	8
8	1-557-010362-51	PIN, COTTER 3/16X1-1/2	1
9	102601	HUB CAP, 8-BOLT HUB	1
10	1-516-010001-20	NUT, HX SLOT 1-14	1
11	1-861-010005	WASHER, SPINDLE 1	1
12	102498	BEARING CONE, OUTER, 1.625	1
13	102604	BEARING CUP, OUTER	1
14	5000	ZERK FITTING 1/8NPT	1

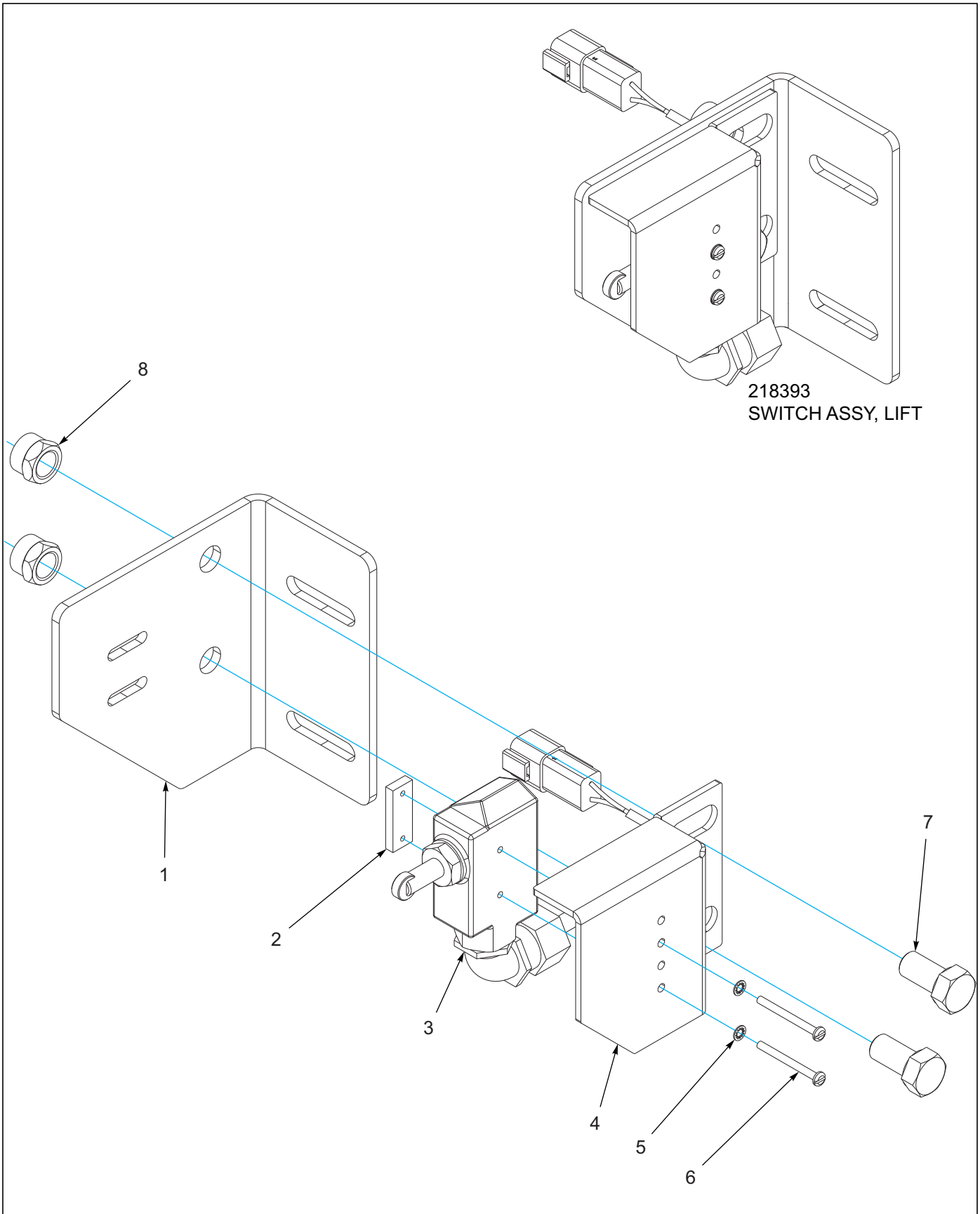


Figure 1-7: Switch Assembly Lift

Switch Assembly Lift

ITEM	PART NO.	DESCRIPTION	QTY.
--	218393	SWITCH ASSY, LIFT	
1	218390	MOUNT, SWITCH ASSY	1
2	4281-01	RETAINER	1
3	218392	SWITCH ASSY NO	1
4	203616	BRACKET PVT SWITCH SL120-2	1
5	13E6ER	WASHER LOCK #6 INT TOOTH-ZP	2
6	85G624E	SCREW MACH FLSTR #6-32X1-1/2	2
7	1-654-010055-01	SCR,HX CP 1/2-13UNCX1 GR5	2
8	1-512-010005-09	NUT,HEX,SLFLKG, 1/2-13 GRB	2

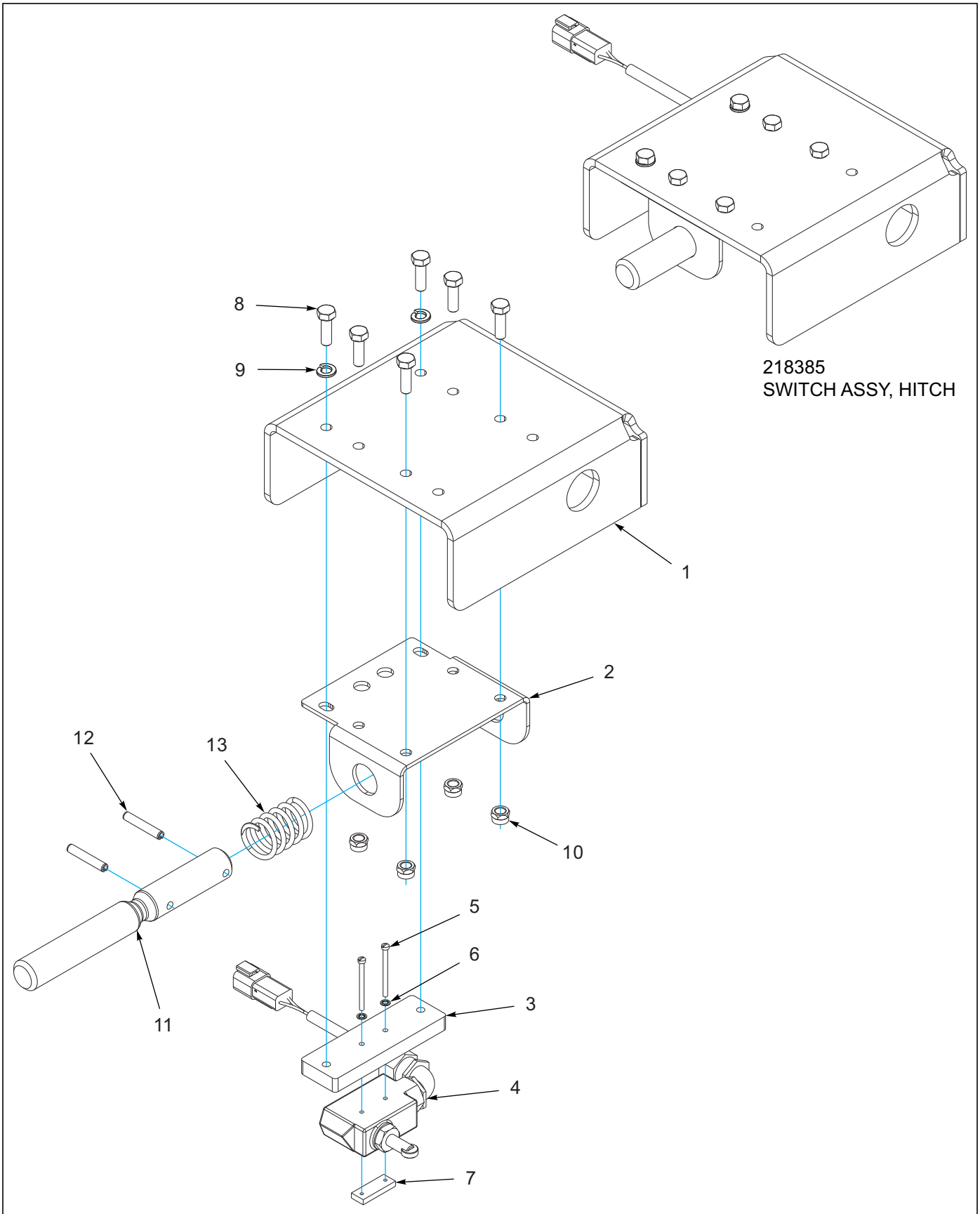


Figure 1-8: Switch Assembly Hitch

Switch Assembly Hitch

ITEM	PART NO.	DESCRIPTION	QTY.
--	218385	SWITCH ASSY, HITCH	
1	218387	MOUNT, SWITCH ASSY	1
2	218388	BRACKET, PIN	1
3	218389	MOUNT, SWITCH	1
4	218392	SWITCH ASSY NO	1
5	146700	SCREW,MACH,FLSTR,6-32X1-3/4	2
6	13E6ER	WASHER LOCK #6 INT TOOTH-ZP	2
7	4281-01	RETAINER	1
8	1-654-010049-05	SCREW HX CP 5/16-18UNCX1 GR5	6
9	1-861-010034-10	WASHER,LKG 5/16	2
10	1-512-010005-03	NUT HEX SLFLKG GRB 5/16-18	4
11	218386	PIN, SWITCH	1
12	1-647-010004217	SPRING PIN, SLOTTED 1/4X1-1/2	2
13	162191	SPRING, COMP 1.218 X 2.5	1

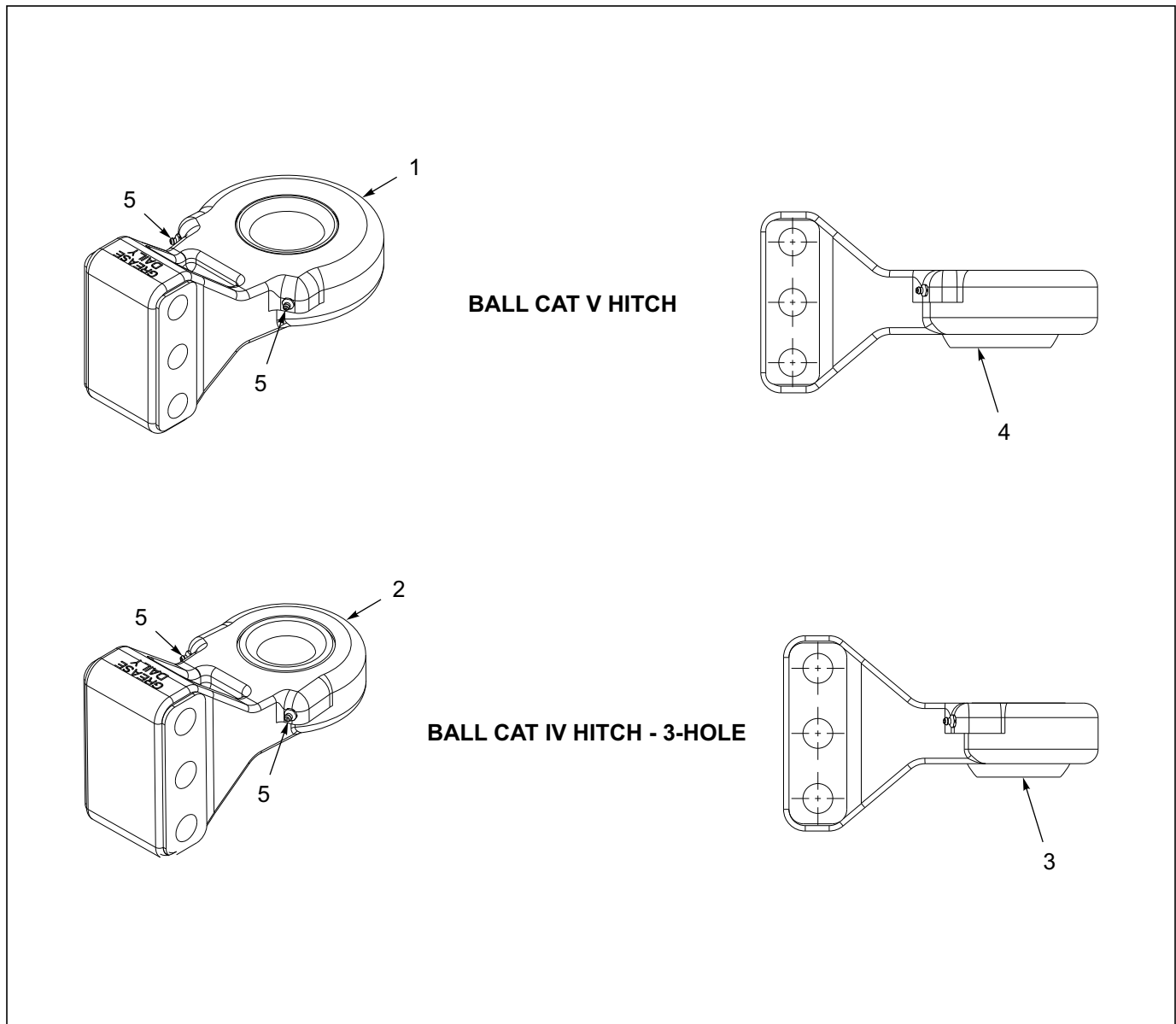


Figure 1-9: Hitch Assemblies

Hitch Assemblies

ITEM	PART NO.	DESCRIPTION	QTY.
1	177032	HITCH, BALL V	1
2	189451	HITCH, BALL CAT IV, 3-HOLE	1
3	189454	BUSHING, SPHERICAL, 2" ID (Standard)	1
4	189468	BUSHING, SPHERICAL, 2-3/4" ID (Standard)	1
4	189467	BUSHING, SPHERICAL 2 ID	1
5	1-298-010001-1	ZERK FITTING 1/4 SAE	1

Center and Wing Frame Assemblies

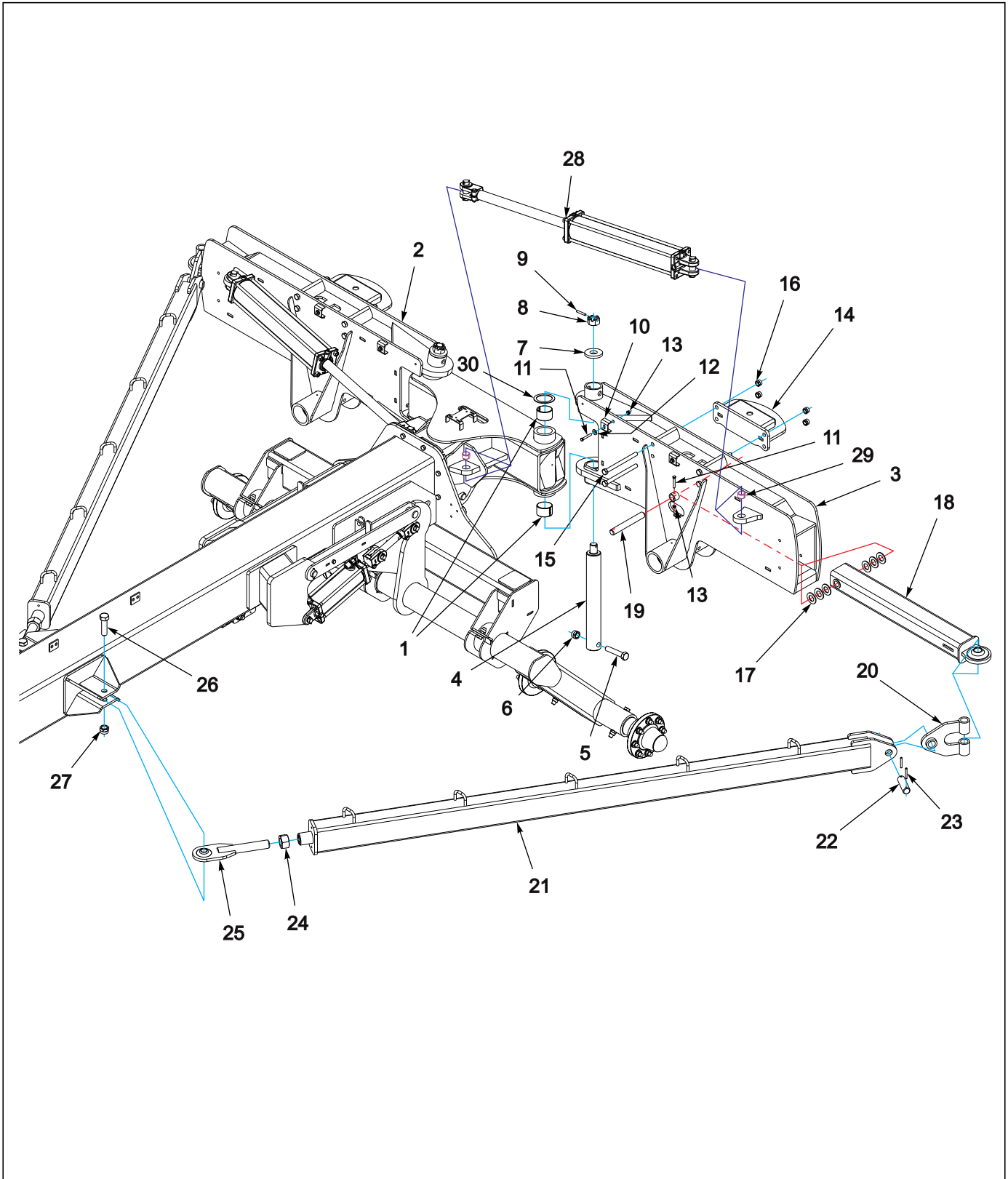


Figure 1-10: Wing Frame Fold Assembly Center

Wing Frame Fold Assembly Center

ITEM	PART NO.	DESCRIPTION	QTY.
1	144341	BUSHING, SPRING 3-1/4X3X2	4
2	205148	WING WLDMT INNER RIGHT	1
3	205149	WING WLDMT INNER LEFT	1
4	203023	PIN, 3X24	2
5	1-654-010065-15	SCREW HX CP 1-8UNCX5 GR5	2
6	1-512-010005-19	NUT 1-8 HEX SLF-LOCKING GRB	2
7	144373	WASHER, 3-3/4X1-9/16X1/2	2
8	1-516-010001-27	NUT,HX SLOT 1-1/2-6 ZP	2
9	1-647-010004257	PIN,SPRING,SLOTTED 3/8X2-1/2	2
10	2-181-010001	HOSE CLAMP	4
11	1-654-010051-11	SCREW HX CP 3/8-16X2-1/2 G5ZP	4
12	1-861-010032-11	WASHER, FLAT 3/8 W ZP/CD	4
13	1-512-010005-05	NUT, HEX, SLFLKG GRB 3/8-16	4
14	211034	GUIDE, ROLLER	2
15	1-654-010061-23	SCREW,HEX CAP 3/4-10UNCX9 GR5	8
16	1-512-010005-15	NUT,HEX,SLFLKG GRB 3/4-10	8
17	116100	WASHER 1-1/4 NAR FL ZP/CD	12
18	205141	LINK WLDMT FLEX	2
19	177393	PIN, 1-1/4 X 8-3/8 (USABLE)	2
20	144001	LINK, FOLD ASSY	2
21	205961	BRACE WLDMT WING 50'	2
22	144356	PIN, 1-1/2 X 4-3/4	2
23	1-647-010004240	PIN,SPRING,SLOTTED,5/16X2-1/2	4
24	159954	NUT HEX 1-3/4-5UNC GR2	2
25	174470	SCREW WLDMT WING BRACE	2
26	13519	SCREW,HX CP 1-1/8-7X4 GR5 ZP	2
27	141254	NUT,HX SELF-LOCKING 1-1/8-7	2
28	181932	CYLINDER, HYD 4-1/2X24 3000PSI (SEE PAGE 1-128)	2
29	2-150-010174	BUSHING,1-5/8X1-1/4X1	4
30	155828	WASHER, 3.063 X 4.00 X .135	2

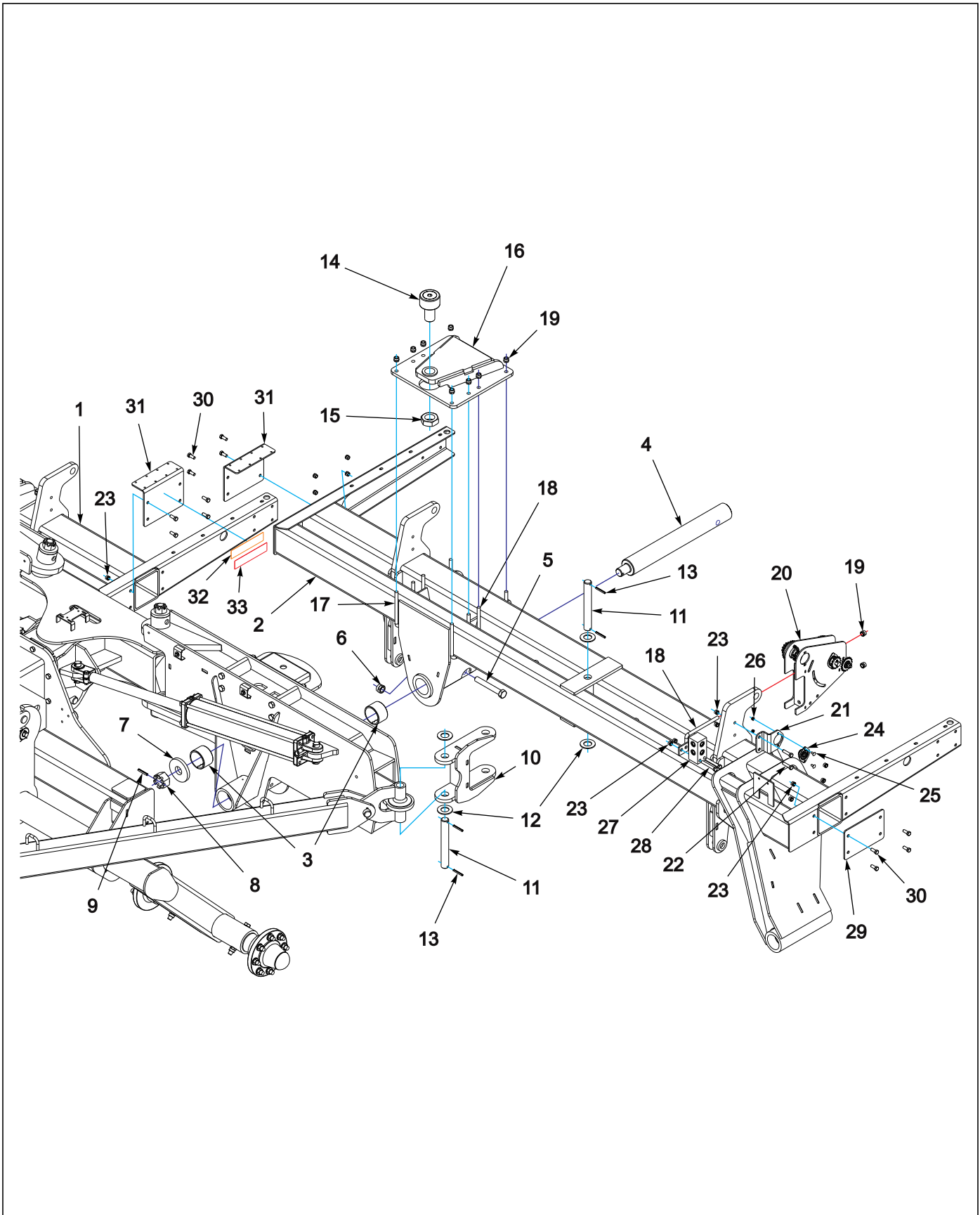


Figure 1-11: Wing Frame Assembly Inner

Wing Frame Assembly Inner

ITEM	PART NO.	DESCRIPTION	QTY.
1	203026	FRAME WLDMT INNER WING RT	1
2	203027	FRAME WLDMT INNER WING LT	1
3	135171	BUSHING,CONNEX 4X3-1/2X2-1/2L	4
4	207474	PIN, 3-1/2X30	2
5	100830	SCREW,HEX CAP,1-8X7,GR5	2
6	1-512-010005-19	NUT 1-8 HEX SLF-LOCKING GRB	2
7	207476	WASHER, THRUST	2
8	23085	NUT HEX SLOTTED 1 3/4-5	2
9	1-647-010004257	PIN,SPRING,SLOTTED 3/8X2-1/2	2
10	207478	LINK WLDMT PIVOT	2
11	144357	PIN, 1-1/2 X 11-1/2	4
12	1-861-010032-32	WASHER FLAT ZP/CD 1-1/2	8
13	1-647-010004240	PIN,SPRING,SLOTTED,5/16X2-1/2	8
14	3-076-010005	CAM FOLLOWER 4 IN DIA	2
15	104034	NUT, HEX 2-12UN, GRB, ZP	2
16	211038	MOUNT, ROLLER WLDMT	2
17	157648	U-BOLT, HYDRAULIC MNT	4
18	70593063	U-BOLT	6
19	1-512-010005-13	NUT,HEX SLFLKG GRB 5/8-11	20
20	144078	DRIVE ASSY, SEED LEFT (SHOWN) (SEE PAGE 1-33)	1
20	144077	DRIVE ASSY, SEED RIGHT (NOT SHOWN) (SEE PAGE 1-33)	1
21	208224	MOUNT, BEARING	2
22	1-654-010055-05	SCREW,HEX CAP,1/2-13UNCX2 GR5	4
23	1-512-010005-09	NUT,HEX,SLFLKG, 1/2-13 GRB	32
24	144060	BEARING .875 HEX BORE, 2-BOLT	2
25	105909	SCREW,RDHD,SQNCK,5/16-18X3/4	4
26	1-512-010005-03	NUT HEX SLFLKG GRB 5/16-18	4
27	2-474-010022	MANIFOLD ASSY, HYDR 8 HOSE	2
28	1-654-010055-11	SCREW,HX CP 1/2-13UNCX3-1/2	4
29	153811	CAP, FRAME	2
30	1-654-010055-02	SCREW 1/2-13UNCX1-1/4 CP GR5	24
31	208267	MOUNT, LIGHT	4
32	528938	STRIPE, ORANGE	8
33	528933	REFLECTOR - RED	8

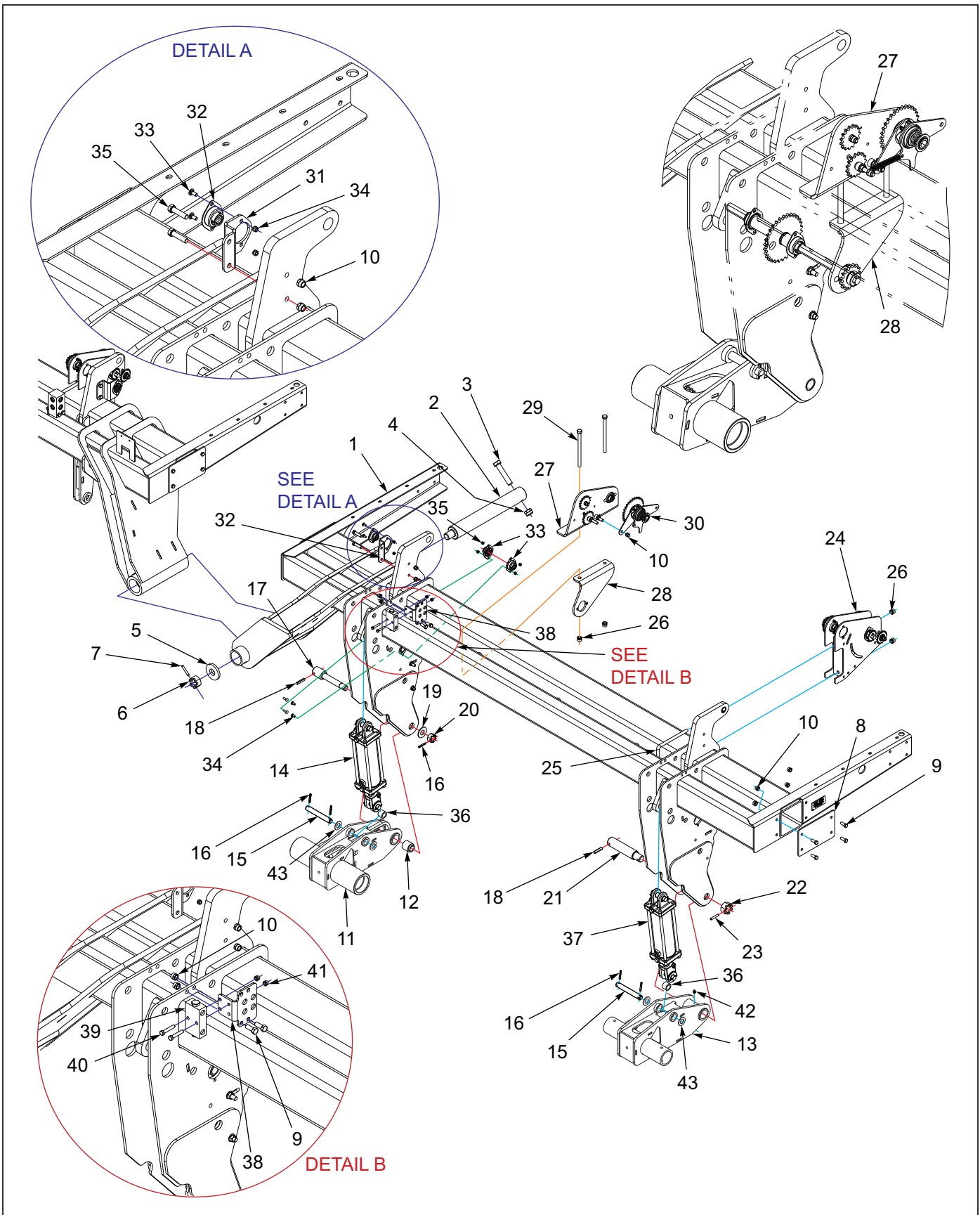


Figure 1-12: Wing Frame Assembly Outer

Wing Frame Assembly Outer

ITEM	PART NO.	DESCRIPTION	QTY.
1	203043	FRAME WLDMT OUTER WING LT (SHOWN)	1
1	203042	FRAME WLDMT OUTER WING RT (NOT SHOWN)	1
2	154896	PIN, 3 X 23-1/8	2
3	1-654-010065-15	SCREW HX CP 1-8UNCX5 GR5	2
4	1-512-010005-19	NUT 1-8 HEX SLF-LOCKING GRB	2
5	144373	WASHER, 3-3/4X1-9/16X1/2	2
6	1-516-010001-27	NUT,HX SLOT 1-1/2-6 ZP	2
7	1-647-010004257	PIN,SPRING,SLOTTED 3/8X2-1/2	2
8	153811	CAP, FRAME	4
9	1-654-010055-02	SCREW 1/2-13UNCX1-1/4 CP GR5	20
10	1-512-010005-09	NUT,HEX,SLFLKG, 1/2-13 GRB	20
11	218461	AXLE, DRIVE WHEEL 8-BOLT WLDMT (SEE PAGE 1-39)	2
12	208232	BUSHING, AXLE CLAMP	2
13	218467	AXLE, WING WHEEL WLDMT	2
14	209728	CYL 4X10 REPHASE 1-1/4 PINS (SEE PAGE 1-124)	2
15	154736	PIN, LEVELER 1-1/4 IN	4
16	1-557-010362-63	PIN,COTTER 1/4X2 ZP	10
17	208234	PIN, DRIVE AXLE	2
18	140191	PIN, GROOVED ALLOY 1/2X3	4
19	MS51412-43	WASHER,1.125 ID X 2.5 OD,FL	2
20	MS35692-81	NUT,SLOTTED,HX 1-1/8-7NC 2B	2
21	208235	PIN, WING AXLE	2
22	1-516-010001-27	NUT,HX SLOT 1-1/2-6 ZP	2
23	127712	PIN SPRING SLOTTED 3/8X2-1/4	2
24	144078	DRIVE ASSY, SEED LEFT (SHOWN) (SEE PAGE 1-33)	1
24	144077	DRIVE ASSY, SEED RIGHT (NOT SHOWN) (SEE PAGE 1-33)	1
25	70593063	U-BOLT	2
26	1-512-010005-13	NUT,HEX SLFLKG GRB 5/8-11	8
27	205947	MOUNT, CLUTCH (SEE PAGE 1-39)	2
28	205948	MOUNT, BEARING (SEE PAGE 1-39)	2
29	171892	SCREW, HEX CAP 5/8-11UNCX9 GR5	4
30	201787	CLUTCH ASSY, SEED DRIVE (SEE PAGE 1-41)	2
31	208224	MOUNT, BEARING	2
32	144060	BEARING .875 HEX BORE, 2-BOLT	2
33	105909	SCREW,RDHD,SQNCK,5/16-18X3/4	4
34	1-512-010005-03	NUT HEX SLFLKG GRB 5/16-18	4
35	1-654-010055-05	SCREW,HEX CAP,1/2-13UNCX2 GR5	4
36	190987	SPACER, 1-1/4 X 1 LONG	2
37	209729	CYL 3-3/4X10 REPHASE 1-1/4 PIN (SEE PAGE 1-125)	2
38	216764	BRACKET, VALVE MOUNT	2
39	124696	VALVE,CHK DBL PILOT O-RING	2
40	1-654-010051-09	SCREW,HEX CAP,3/8-16UNCX2 GR5	4
41	1-512-010005-05	NUT, HEX, SLFLKG GRB 3/8-16	4
42	1-298-010001-1	ZERK FITTING 1/4 SAE	2
43	116100	WASHER 1-1/4 NAR FL ZP/CD	8

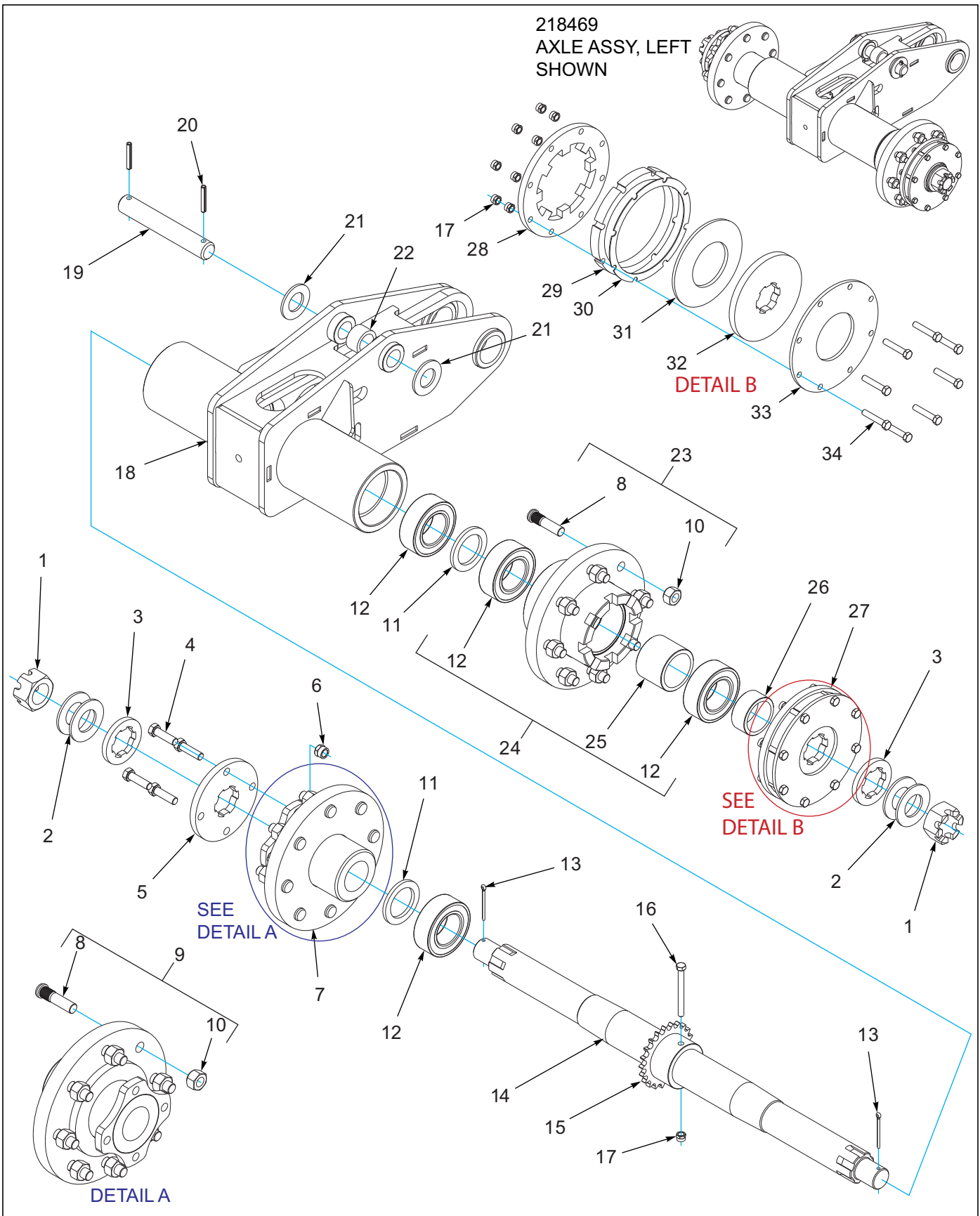


Figure 1-13: Drive Wheel Assembly

Drive Wheel Assembly

ITEM	PART NO.	DESCRIPTION	QTY.
--	218469	AXLE ASSY, DRIVE WHEEL LEFT	
--	218468	AXLE ASSY, DRIVE WHEEL RIGHT	
1	119118	NUT 1-1/2-12UNF HEX SLOTTEDZP	2
2	1-861-010032-32	WASHER FLAT ZP/CD 1-1/2	4
3	218439	WASHER, DISC CLUTCH	2
4	1-654-010055-04	SCREW,HEX CAP,1/2-13UNCX1-3/4	4
5	218456	HUB LOCK, DRIVE WHEEL	1
6	1-512-010005-09	NUT,HEX,SLFLKG, 1/2-13 GRB	4
7	218448	HUB ASSY, 8-BOLT DRIVE WHEEL	1
8	4001060	HUB 75-8 BOLTS 5/8-18 STUD	8
9	218448	HUB ASSY, 8-BOLT DRIVE WHEEL (INCLUDES ITEMS 8, 10)	1
10	102600	NUT,WHEEL BOLT, 5/8	8
11	218459	WASHER, 3-1/8ODX2-3/16IDX1/4	2
12	216494	BALL BEARING, 2.188 ID	2
13	1-557-010362-54	PIN, COTTER 3/16X2-1/4	2
14	218447	SPINDLE, DRIVE WHEEL CLUTCH	1
15	218466	SPROCKET, #50X22 2-1/2 BORE	1
16	1-654-010051-16	SCREW HX CP 3/8-16UNCX3-3/4G5	1
17	1-512-010005-05	NUT, HEX, SLFLKG GRB 3/8-16	9
18	218461	AXLE, DRIVE WHEEL 8-BOLT WLDMT	1
19	154736	PIN, LEVELER 1-1/4 IN	1
20	147072	PIN, SPRING SLOTTED 5/16 X 2	2
21	116100	WASHER 1-1/4 NAR FL ZP/CD	2
22	190987	SPACER, 1-1/4 X 1 LONG	1
23	218443	HUB ASSY, CLUTCH 8-BOLT (INCLUDES ITEMS 8, 10	1
24	218437	HUB ASSY, CLUTCH W/BRGS (INCLUDES ITEMS 12, 23, 25)	1
25	218458	BUSHING, HUB 2-1/8 L	1
26	218457	BUSHING, HUB 1-3/16 L	1
27	218449	CLUTCH ASSY, DRIVE WHEEL	1
28	218435	HUB PLATE, CLUTCH	1
29	218436	SPACER, CLUTCH	1
30	222343	SHIM, CLUTCH SPACER	1
31	218438	SPRING, DISC	1
32	218440	DISC, CLUTCH	1
33	218441	COVER, CLUTCH	1
34	1-654-010051-09	SCREW,HEX CAP,3/8-16UNCX2 GR5 (INCLUDES ITEMS 17, 28-34)	8

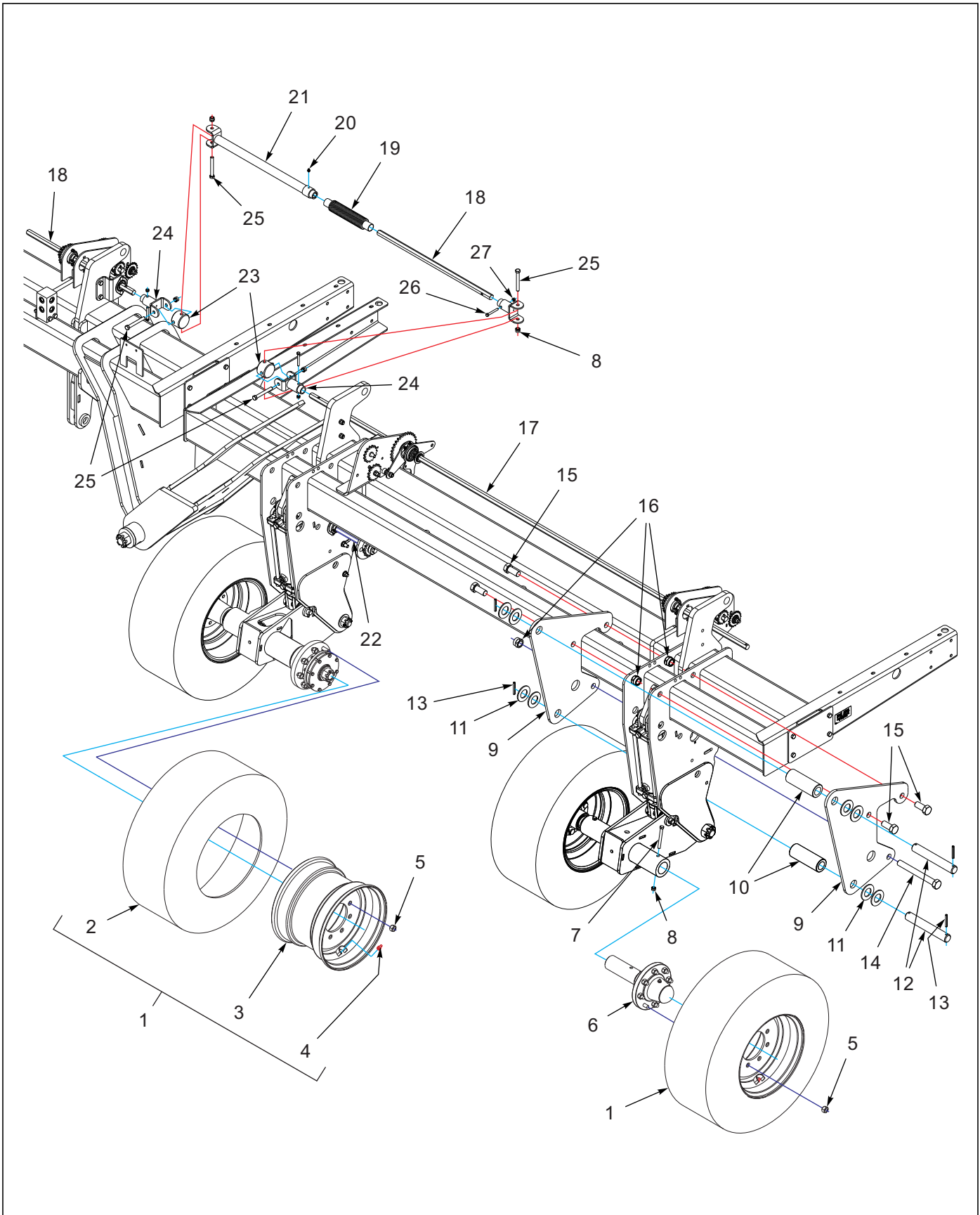


Figure 1-14: Wing Frames Seed Drive Assembly W/out Fertilizer

Wing Frame Seed Drive Assembly W/out Fertilizer

ITEM	PART NO.	DESCRIPTION	QTY.
1	171010	TIRE & WHEEL ASSY,380/55RX16.5 (INCLUDES ITEMS 2-4)	8
2	165236	TIRE 380/55R 16.5 IMP	1
3	171011	WHEEL, 8 BOLT	1
4	TR575	VALVE STEM TUBELESS TIRE	1
5	102600	NUT,WHEEL BOLT, 5/8	32
6	156972	HUB & SPINDLE ASSY, 8 BOLT (SEE PAGE 1-29) (BEFORE 2-1-2020)	4
6	223440	ASSY, 8 BOLT HUB & SPINDLE (SEE PAGE 1-31) (AFTER 2-1-2020)	4
7	1-654-010055-14	SCREW,HX CP,1/2-13UNCX4-1/2G5	4
8	1-512-010005-09	NUT,HEX,SLFLKG, 1/2-13 GRB	12
9	207455	BRACKET, WING LOCK	4
10	207467	BUSHING, FOLD MOUNT	4
11	1-861-010032-32	WASHER FLAT ZP/CD 1-1/2	16
12	153859	PIN, 1-1/2 X 10	4
13	1-647-010004240	PIN,SPRING,SLOTTED,5/16X2-1/2	8
14	154888	SCREW HEX CAP, 1-8UNCX9 GR5	2
15	137943	SCREW,HEX CAP 1-8UNCX2-1/4GR5	8
16	1-512-010005-19	NUT 1-8 HEX SLF-LOCKING GRB	12
17	144180	SHAFT, 7/8 HEX, 108-1/2 L	2
18	144179	SHAFT,7/8 HEX, 28 L	4
19	144338	HOSE, SEED	2
20	1-298-010001-1	ZERK FITTING 1/4 SAE	2
21	208226	SHAFT, DRIVE W/CLEVIS	2
22	144182	SHAFT,7/8 HEX, 21-5/8 L	2
23	144218	CROSS DRIVE SHAFT	4
24	143905	CLEVIS, DRIVE SHAFT	4
25	1-654-010055-13	SCREW,HEX CAP,1/2-13UNCX4 GR5	8
26	1-654-010049-11	SCREW,HX CAP,5/16-18UNCX2-1/2	6
27	1-512-010005-03	NUT HEX SLFLKG GRB 5/16-18	6

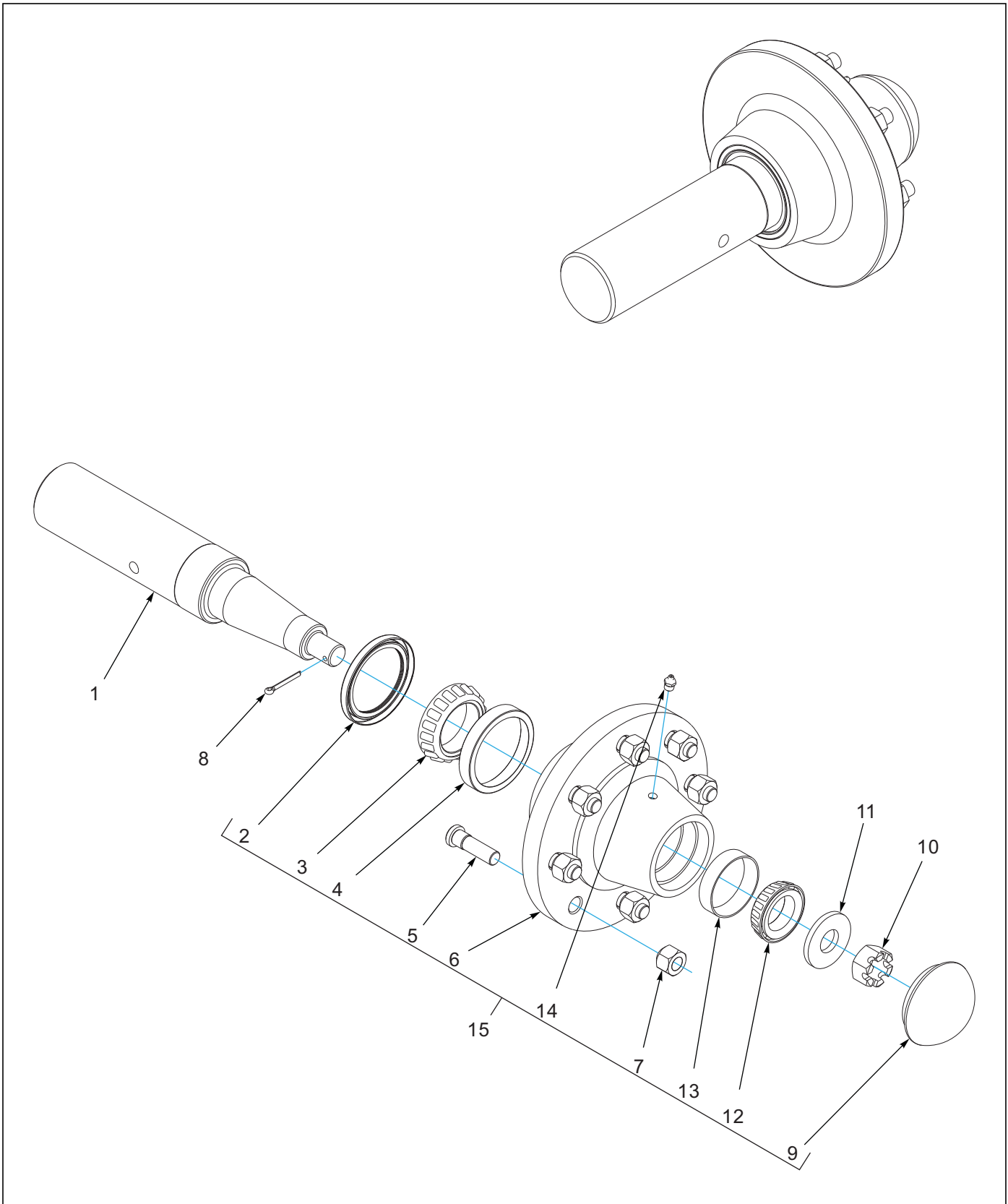


Figure 1-15: Hub and Spindle Assembly - 156972

Hub and Spindle Assembly - 156972

ITEM	PART NO.	DESCRIPTION	QTY.
--	156972	HUB & SPINDLE ASSY, 8 BOLT (BEFORE 2-1-2020)	
1	156973	SPINDLE 3 X 16-1/2	1
2	159970	SEAL,TRIPLE LIP 4 ODX3 IDX3/8	1
3	156979	CONE BEARING - 387AS	1
4	111962	OUTER BEARING CUP L20HD#382A	1
5	4001060	HUB 75-8 BOLTS 5/8-18 STUD	1
6	156974	HUB W/CUPS, 8 BOLT, 7500LBS (INCLUDES ITEMS 4, 5, 7, 13, 14)	1
7	102600	NUT,WHEEL BOLT, 5/8	8
8	1-557-010362-51	PIN, COTTER 3/16X1-1/2	1
9	102601	HUB CAP, 8-BOLT HUB	1
10	1-516-010001-20	NUT, HX SLOT 1-14	1
11	1-861-010005	WASHER, SPINDLE 1	1
12	102498	BEARING CONE,OUTER, 1.625	1
13	102604	BEARING CUP, OUTER	1
14	5000	ZERK FITTING 1/8NPT	1
15	168859	HUB ASSY, EIGHT BOLT (SERVICE KIT ONLY) (SEE PAGE 1-31)	

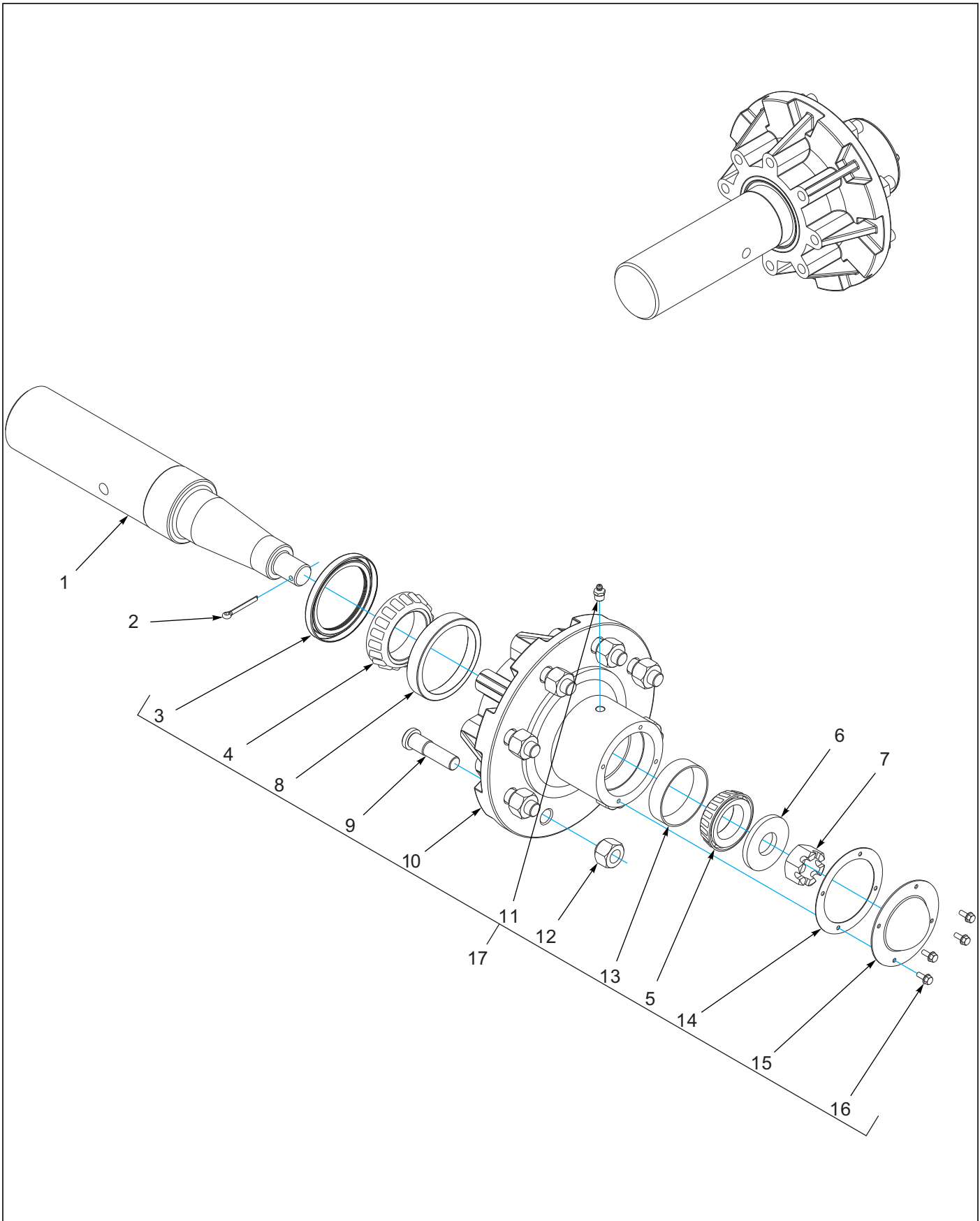


Figure 1-16: Hub and Spindle Assembly - 223440

Hub and Spindle Assembly - 223440

ITEM	PART NO.	DESCRIPTION	QTY.
--	223440	ASSY, 8 BOLT HUB & SPINDLE (AFTER 2-1-2020) (NOTE: P/N 223440 HUB & SPINDLE WILL REPLACE ALL EXISTING 156972 HUB & SPINDLE ASSEMBLIES)	
1	156973	SPINDLE 3 X 16-1/2	1
2	1-557-010362-51	PIN, COTTER 3/16X1-1/2	1
3	159970	SEAL,TRIPLE LIP 4 ODX3 IDX3/8	1
4	156979	CONE BEARING - 387AS	1
5	102498	BEARING CONE,OUTER, 1.625	1
6	1-861-010005	WASHER, SPINDLE 1	1
7	1-516-010001-20	NUT, HX SLOT 1-14	1
8	111962	OUTER BEARING CUP L20HD#382A	1
9	4001060	HUB 75-8 BOLTS 5/8-18 STUD	8
10	223435	HUB ASSY W/ CUPS,GASKET,CAP (INCLUDES ITEMS 8, 9, 11-16)	1
11	5000	ZERK FITTING 1/8NPT	1
12	102600	NUT,WHEEL BOLT, 5/8	8
13	102604	BEARING CUP, OUTER	1
14	223439	GASKET, DUST CAP	1
15	223437	DUST CAP, BOLT ON	1
16	223438	SCREW, 10-32X1/2 HEX FLANGE	4
17	168859	HUB ASSY, EIGHT BOLT (INCLUDES ITEMS 3-5, 8-16) (SERVICE KIT ONLY)	

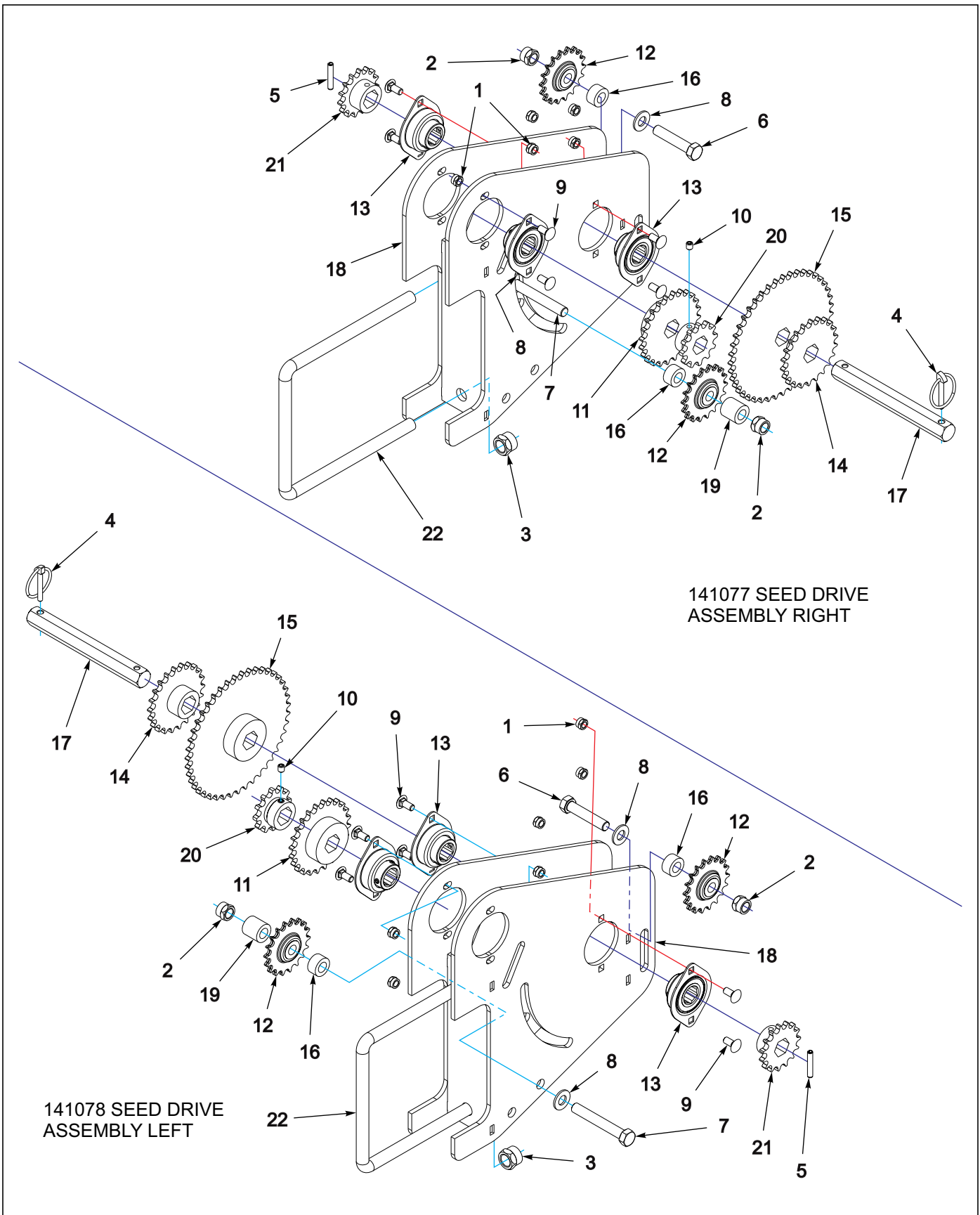


Figure 1-17: Seed Drive Assemblies

Seed Drive Assemblies

ITEM	PART NO.	DESCRIPTION	QTY.
--	144077	DRIVE ASSY, SEED RIGHT	
--	144078	DRIVE ASSY, SEED LEFT	
1	1-512-010005-03	NUT HEX SLFLKG GRB 5/16-18	6
2	1-512-010005-09	NUT,HEX,SLFLKG, 1/2-13 GRB	2
3	1-512-010005-13	NUT,HEX SLFLKG GRB 5/8-11	2
4	1-557-010327	PIN LYNCH 1/4X1-1/4	1
5	1-647-010004217	SPRING PIN, SLOTTED 1/4X1-1/2	1
6	1-654-010055-07	SCREW HX CP 1/2-13UNCX2-1/2	1
7	1-654-010055-11	SCREW,HX CP 1/2-13UNCX3-1/2	1
8	1-861-010032-14	WASHER, FLAT 1/2" N ZP/CD	2
9	105909	SCREW,RDHD,SQNCK,5/16-18X3/4	6
10	107-0975	SCREW SET LOCK 5/16-18X3/8LG	1
11	122825	SPROCKET,TRANS 24T MONOSEM	1
12	122871	SPROCKET,TRANSMISSION IDLER	2
13	144060	BEARING .875 HEX BORE, 2-BOLT	3
14	144082	SPROCKET, TRANS 40X22T	1
15	144083	SPROCKET, TRANS 40X43T	1
16	144086	SPACER 1 X 9/16 X 17/32	2
17	144087	SHAFT, 7/8 HEX X 7-3/4	1
18	144099	MOUNT, SEED DRIVE	1
19	144183	SPACER 1X9/16X1	1
20	151587	SPROCKET, #40 X 12, 7/8 HEX	1
21	151588	SPROCKET, #40 X 15, 7/8 HEX	1
22	70593063	U-BOLT	1

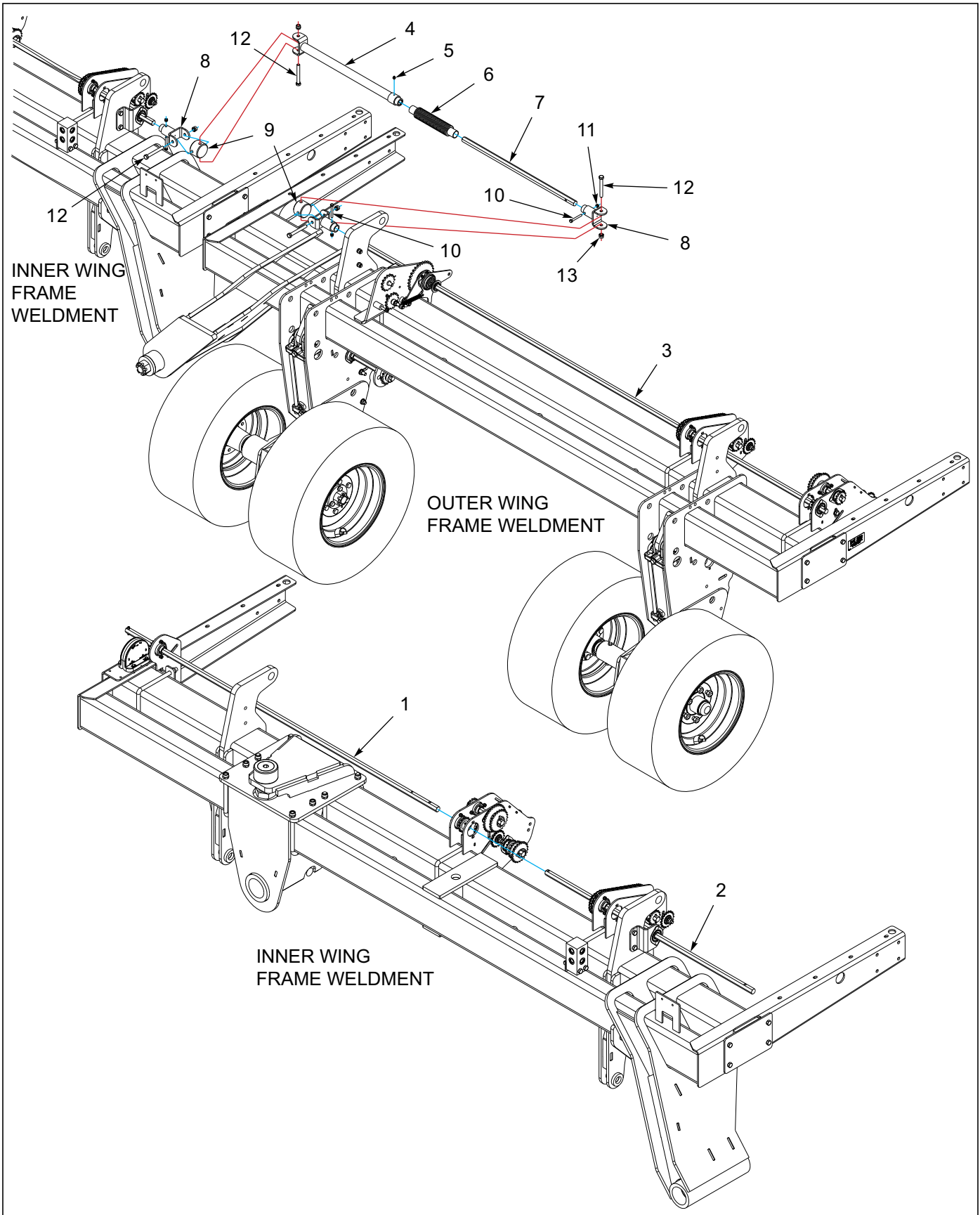


Figure 1-18: Wing Frames Seed Drive Assembly W/ Fertilizer

Wing Frame Seed Drive Assembly W/ Fertilizer

ITEM	PART NO.	DESCRIPTION	QTY.
1	144181	SHAFT, 7/8 HEX, 72-1/4 L	2
2	161462	SHAFT 7/8 HEX, 48L	2
3	214891	SHAFT, 7/8 HEX, 122 L	2
4	208226	SHAFT, DRIVE W/CLEVIS	2
5	1-298-010001-1	ZERK FITTING 1/4 SAE	2
6	144338	HOSE, SEED	2
7	144179	SHAFT,7/8 HEX, 28 L	2
8	143905	CLEVIS, DRIVE SHAFT	4
9	144218	CROSS DRIVE SHAFT	4
10	1-654-010049-11	SCREW,HX CAP,5/16-18UNCX2-1/2	6
11	1-512-010005-03	NUT HEX SLFLKG GRB 5/16-18	6
12	1-654-010055-13	SCREW,HEX CAP,1/2-13UNCX4 GR5	8
13	1-512-010005-09	NUT,HEX,SLFLKG, 1/2-13 GRB	8

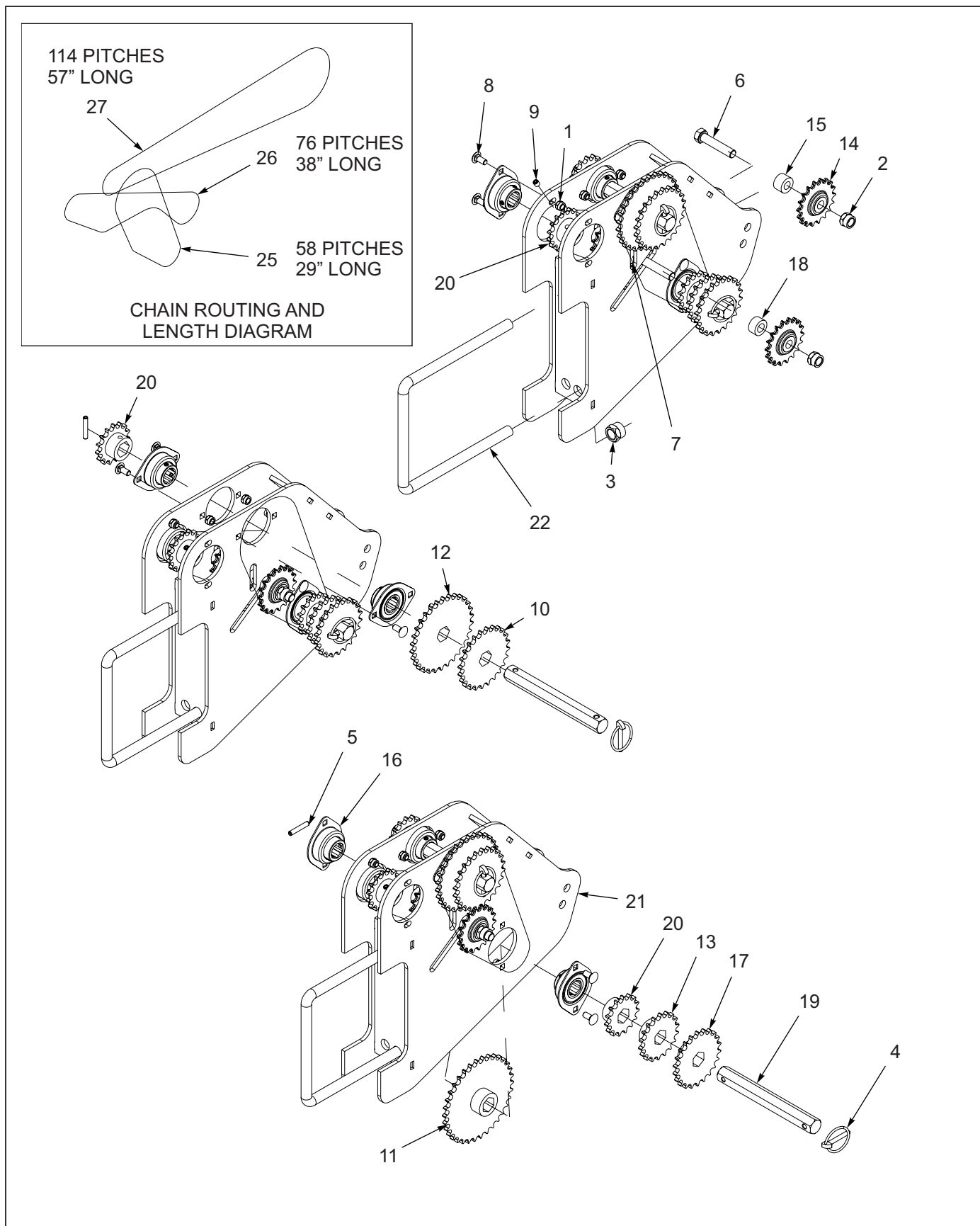


Figure 1-19: Fertilizer Drive Assembly

Fertilizer Drive Assembly

ITEM	PART NO.	DESCRIPTION	QTY.
--	174407	FERTILIZER DRIVE ASSEMBLY, RIGHT (SHOWN)	
--	174408	FERTILIZER DRIVE ASSEMBLY, LEFT	
1	1-512-010005-03	NUT, HEX LOCK 5/16-18 GRB	10
2	1-512-010005-09	NUT, HEX LOCK 1/2-13 GRB	3
3	1-512-010005-13	NUT, HEX LOCK 5/8-11 GRB	2
4	1-557-010327	PIN, LYNCH 1/4 X 1-1/4	2
5	1-647-010004217	SPRING PIN, SLOTTED 1/4 X 1-1/2	2
6	1-654-010055-07	SCREW, HEX HEAD CAP 1/2-13 X 2-1/2 GR5	3
7	1-861-010032-14	WASHER, FLAT 1/2N	2
8	105909	SCREW, RD HEAD SQ NECK 5/16-18 X 3/4	10
9	107-0975	SCREW, SET LOCK 5/16-18 X 3/4	1
10	122825	SPROCKET, TRANSMISSION 24T	1
11	144083	SPROCKET, TRANSMISSION 43T	1
12	122836	SPROCKET, TRANSMISSION 30T	1
13	122837	SPROCKET, TRANSMISSION 18T	1
14	122871	SPROCKET, TRANSMISSION IDLER	3
15	125799	SPACER	2
16	144060	BEARING, 7/8 HEX BORE 2 BOLT	5
17	144082	SPROCKET, TRANS 40 X 22T	1
18	144086	SPACER, 1 X 9/16 X 17/32	1
19	144087	SHAFT, HEX 7/8 X 7-3/4	2
20	151588	SPROCKET, #40 X 15, 7/8 HEX	3
21	151596	MOUNT, FERTILIZER DRIVE	1
22	70593063	U-BOLT	1
23	117722	CHAIN #40 (NOT SHOWN)	AR
24	119716	CONNECTING LINK, #40 CHAIN (NOT SHOWN)	AR
25	172647	ROLLER CHAIN, #40 X 58P 29L	1
26	172648	ROLLER CHAIN, #40 X 76P 38L	1
27	172649	ROLLER CHAIN, #40 X 114P 57L	1

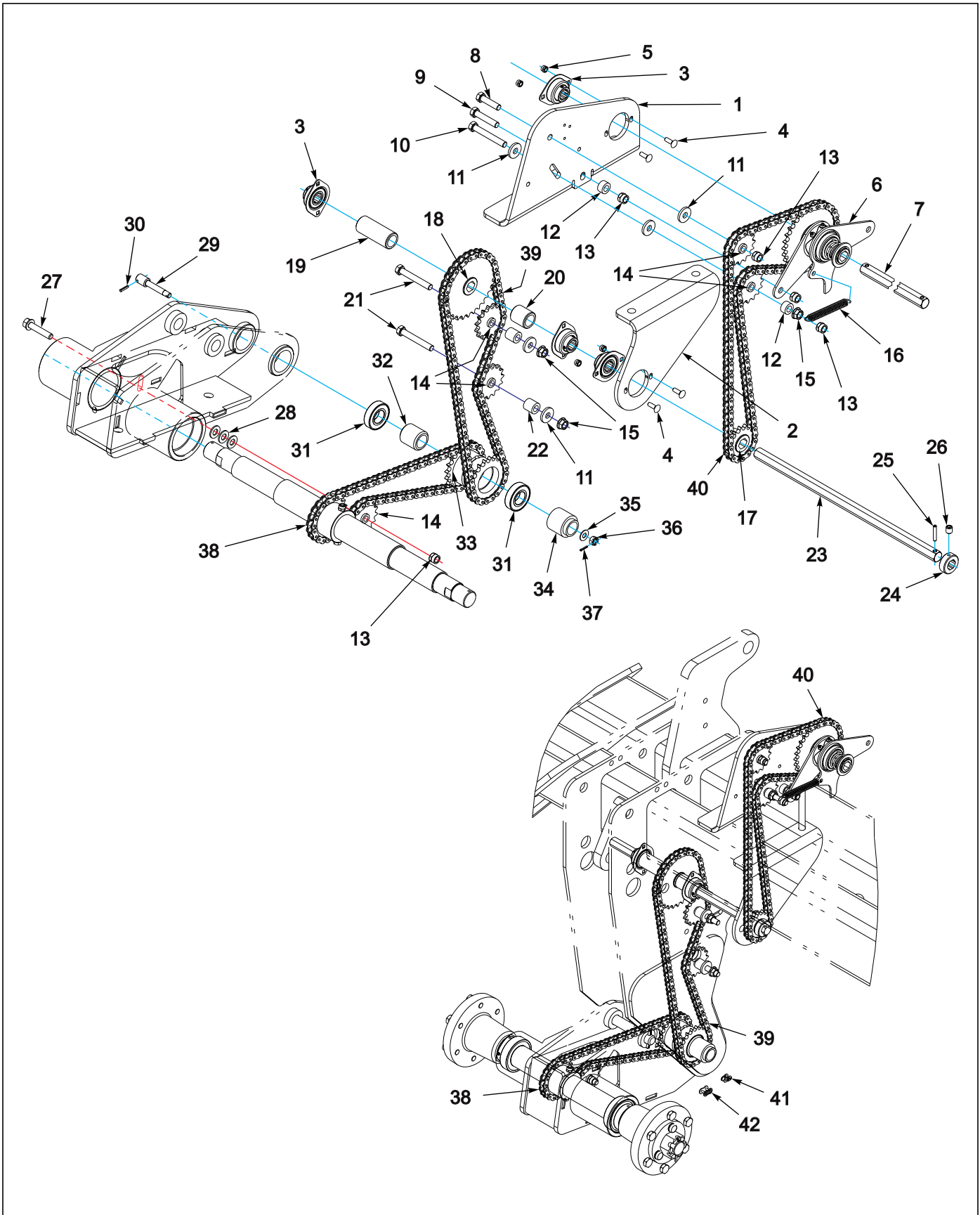


Figure 1-20: Wing Seed Drive Assembly

Wing Seed Drive Assembly

ITEM	PART NO.	DESCRIPTION	QTY.
1	205947	MOUNT, CLUTCH	1
2	205948	MOUNT, BEARING	1
3	144060	BEARING .875 HEX BORE, 2-BOLT	4
4	105909	SCREW,RDHD,SQNCK,5/16-18X3/4	8
5	1-512-010005-03	NUT HEX SLFLKG GRB 5/16-18	8
6	201787	CLUTCH ASSY, SEED DRIVE (SEE PAGE 1-41)	1
7	144180	SHAFT, 7/8 HEX, 108-1/2 L	1
8	1-654-010055-05	SCREW,HEX CAP,1/2-13UNCX2 GR5	1
9	1-654-010055-07	SCREW HX CP 1/2-13UNCX2-1/2	1
10	116716	SCREW,HX CP,1/2-13X4 FULL THD	1
11	153631	WASHER, FLAT 1/2HD	5
12	144086	SPACER 1 X 9/16 X 17/32	1
13	1-512-010005-09	NUT,HEX,SLFLKG, 1/2-13 GRB	5
14	125796	SPROCKET W/BEARING 15 TEETH	5
15	1-510-010003-09	NUT,1/2-13 FLANGE HD,SERRATED	3
16	25021	SPRING, EXT	1
17	125784	SPROCKET,TRANS MONOS,15 TEETH	1
18	125720	SPROCKET,TRANS MONOS, 30TEETH	1
19	191443	SPACER, 1-1/2X1-1/16X3-5/8	1
20	191440	SPACER, 1-1/2X1-1/16X1-5/8	1
21	1-654-010055-11	SCREW,HX CP 1/2-13UNCX3-1/2	2
22	144183	SPACER 1X9/16X1	2
23	144182	SHAFT,7/8 HEX, 21-5/8 L	1
24	158305	SET COLLAR, 7/8 HEX	1
25	1-647-010004217	SPRING PIN, SLOTTED 1/4X1-1/2	1
26	107-0975	SCREW SET LOCK 5/16-18X3/8LG	1
27	158278	SCREW,FLG HD SER 1/2-13X2-1/2	1
28	1-861-010032-14	WASHER, FLAT 1/2" N ZP/CD	3
29	208234	PIN, DRIVE AXLE	1
30	144115	PIN, GROOVED ALLOY 1/2X2-1/4	1
31	211046	BEARING, 6206	2
32	211047	SPACER, 1-3/4X1-3/16X1-7/8L	1
33	208227	SPROCKET WLDMT DOUBLE #50X20T	1
34	208232	BUSHING, AXLE CLAMP	1
35	MS51412-43	WASHER,1.125 ID X 2.5 OD,FL	1
36	227694	NUT, HEX SLOT 1-1/8-7UNC	1
37	147072	PIN, SPRING SLOTTED 5/16 X 2	1
38	213946	ROLLER CHAIN, #50X75P 46-7/8L (INCLUDES ITEMS# 41 & 42)	1
39	213947	ROLLER CHAIN, #50X96P 60L (INCLUDES ITEMS# 41 & 42)	1
40	213948	ROLLER CHAIN, #50X114P 71-1/4L (INCLUDES ITEMS# 41 & 42)	1
41	212784	LINK, OFFSET #50	1
42	129683	LINK, CLIP CONN #50 CHAIN	1

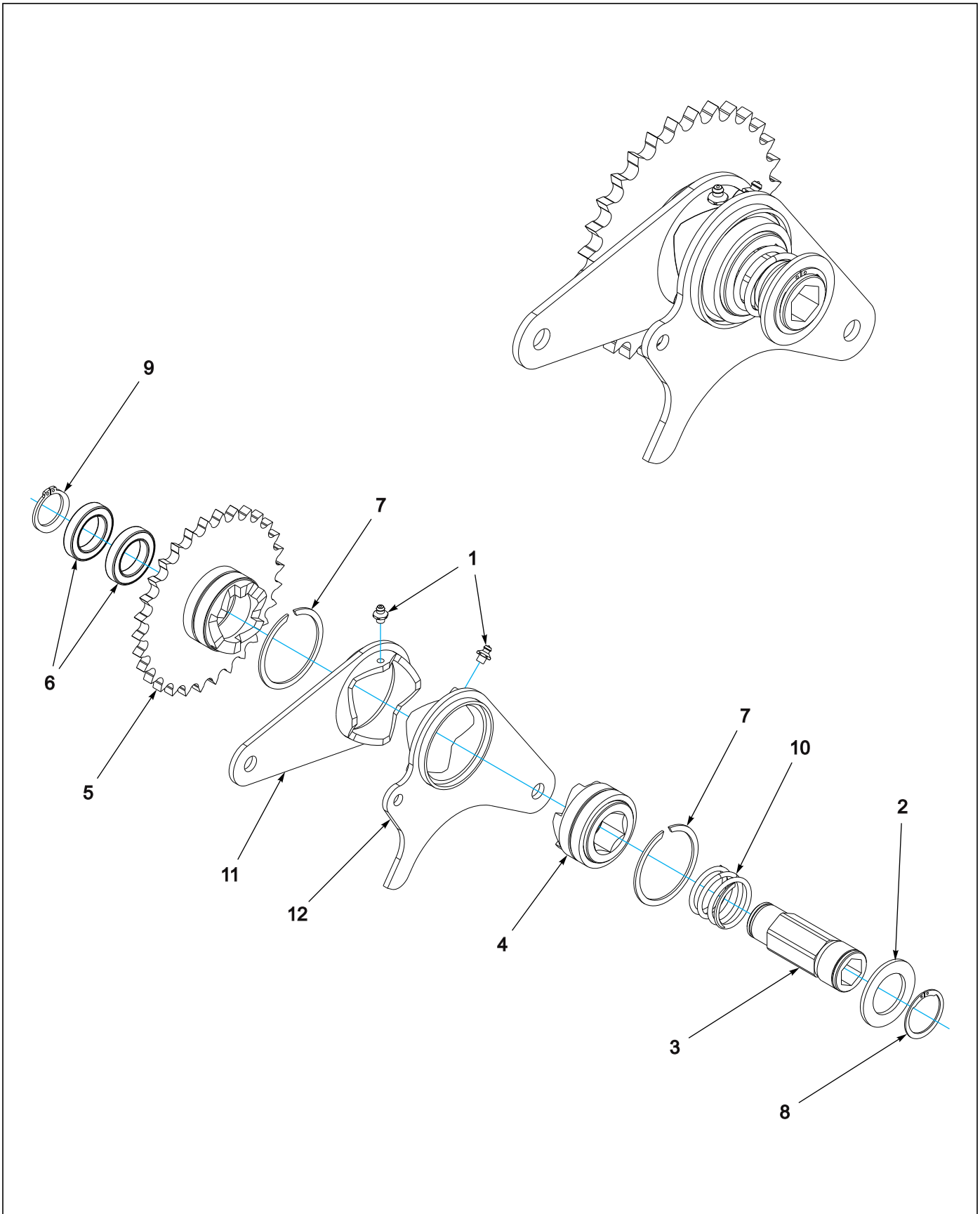


Figure 1-21: Wing Seed Drive Clutch Assembly

Wing Seed Drive Clutch Assembly

ITEM	PART NO.	DESCRIPTION	QTY.
--	201787	CLUTCH ASSY, SEED DRIVE	
1	1-298-010001-1	ZERK FITTING 1/4 SAE	2
2	140480	WASHER, TRUNNION	1
3	143947	SHAFT, SEED DRIVE CLUTCH	1
4	143954	CLUTCH DRIVE WLDMT, W/HEX HOLE	1
5	143955	CLUTCH DRIVE WLDMT, W/SPROCKET	1
6	143956	BEARING, SEED DRIVE CLUTCH	2
7	143957	SNAP RING, 2-1/2 SHAFT	2
8	143987	SNAP RING, 1-3/8 SHAFT	1
9	143992	SNAP RING, 1.181 SHAFT	1
10	144049	SPRING, COMPRESSION 2" L	1
11	144050	ARM WLDMT CLUTCH	1
12	201772	ARM WLDMT CLUTCH	1

Box Assemblies

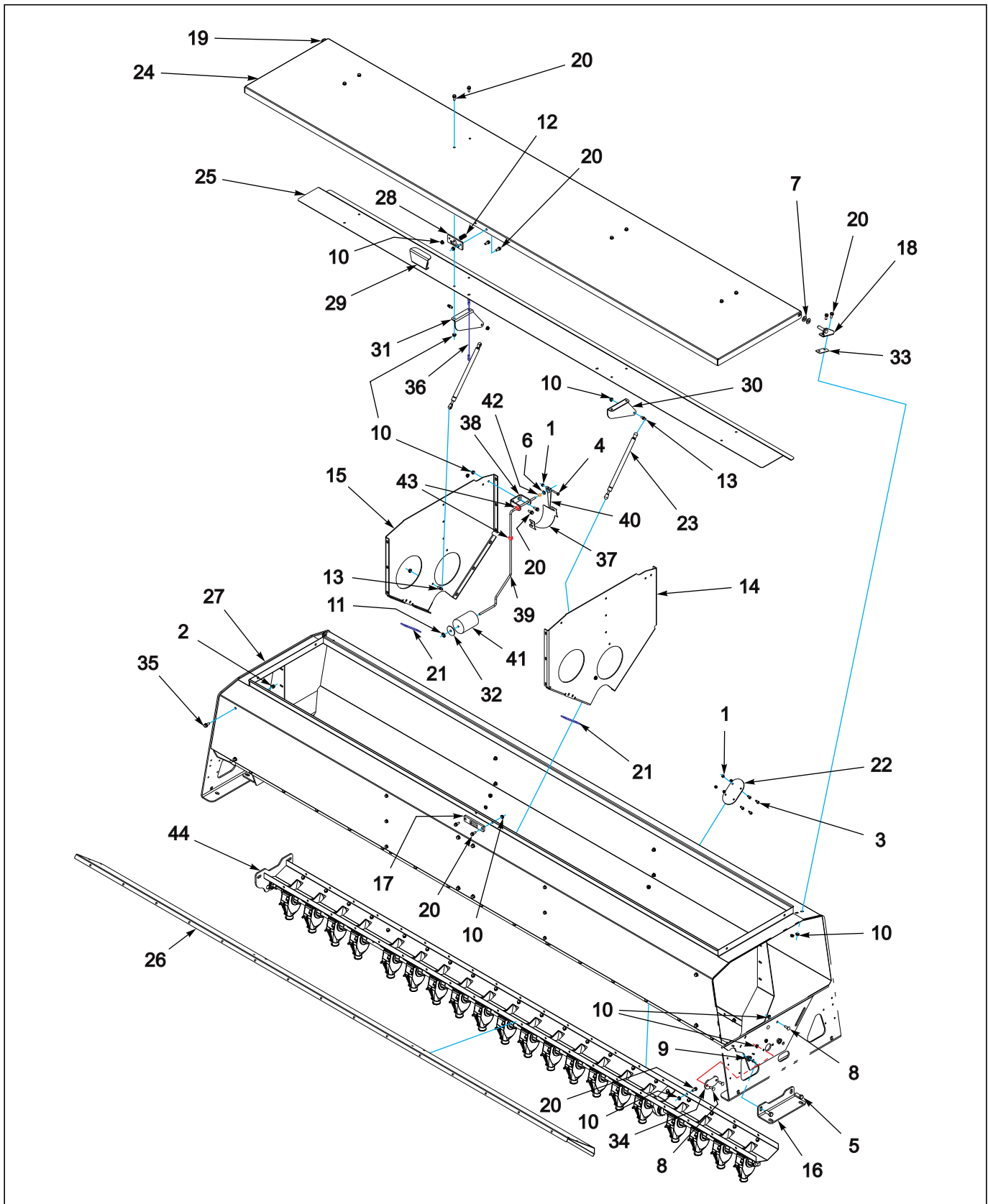


Figure 1-22: Seed Box Assembly 12-1/2' x 7.5" W/out Fertilizer

Seed Box Assembly 12-1/2' x 7.5" W/out Fertilizer

ITEM	PART NO.	DESCRIPTION	QTY.	
--	208276	BOX ASSY, 12-1/2'X7.5"	*	
--	208277	BOX ASSY, 12-1/2'X7.5"	*	
1	1-512-010005-01	NUT,HEX,SLFLKG GRB 1/4-20	5	5
2	1-512-010005-05	NUT, HEX, SLFLKG GRB 3/8-16	8	8
3	1-654-010047-04	SCREW,HEX CAP,1/4-20X3/4 GR5	4	4
4	1-654-010047-08	SCREW HX CP,1/4-20UNCX1-1/2G5	1	1
5	1-654-010055-02	SCREW 1/2-13UNCX1-1/4 CP GR5	4	4
6	1-861-010032-07	WASHER,FLAT 1/4 ZP	1	1
7	1-861-010032-14	WASHER, FLAT 1/2" N ZP/CD	4	4
8	104031	SCREW,RDHD,SQNK 5/16-18X1 GR5	8	8
9	124971	NUT HX FLG 1/2-13 SPIRALOCK	4	4
10	126561	NUT,FLG HD,SERRATED,5/16-18ZP	117	117
11	130411	PUSH-NUT,5/16 STYLE 2	1	1
12	139692	SPRING .56IDX1.41FLX24# COMP	1	1
13	1401756	BALL STUD	4	4
14	144125	PANEL, SEED BOX, RIGHT	1	1
15	144126	PANEL, SEED BOX, LEFT	1	1
16	144127	BRACKET, SEED BOX	2	2
17	144141	STOP, LATCH	1	1
18	144158	HINGE WLDMT SEED BOX LID RIGHT	1	1
19	144159	HINGE WLDMT SEED BOX LID LEFT	1	1
20	144268	SCREW 5/16-18UNCX3/4FLG HD ZP	105	105
21	151547	SPACER, SEED BOX	2	2
22	154841	GLASS, SIGHT	1	1
23	155840	GAS SPRING	2	2
24	159094	LID,SEED BOX 12-1/2'	1	1
25	159095	SHIELD,SPLASH GUARD 12-1/2'	1	1
26	159101	PANEL,SEED BOX 12-1/2'	1	1
27	159102	BOX,SEED 12-1/2'	1	1
28	161474	MOUNT, LATCH	1	1
29	161475	HANDLE, LATCH	1	1
30	161476	BRACKET, SPRING MOUNT RIGHT	1	1
31	161477	BRACKET, SPRING MOUNT LEFT	1	1
32	162551	WASHER, FENDER 3/8X2	1	1
33	168903	GASKET, HINGE SEAL	2	2
34	172703	PLATE, COVER	2	2
35	179776	SCREW, FLANGE HEAD 3/8-16X3/4	8	8
36	203014	LANYARD, SEED LEVEL	1	1
37	205147	DECAL, SEED LEVEL	1	1
38	207494	BRACKET, SEED LEVEL ROD	1	1
39	207495	ROD, SEED LEVEL	1	1
40	207496	INDICATOR, SEED LEVEL	1	1
41	207497	FLOAT, SEED LEVEL	1	1
42	207498	BEARING, FLANGE 3/8	1	1
43	207499	COLLAR, SHAFT SET 3/8 RD	2	2
44	208216	METER ASSY, 12-1/2'X7.5" (SEE PAGE 1-49)	1	--
44	208217	METER ASSY, 12-1/2'X7.5" (SEE PAGE 1-49)	--	1

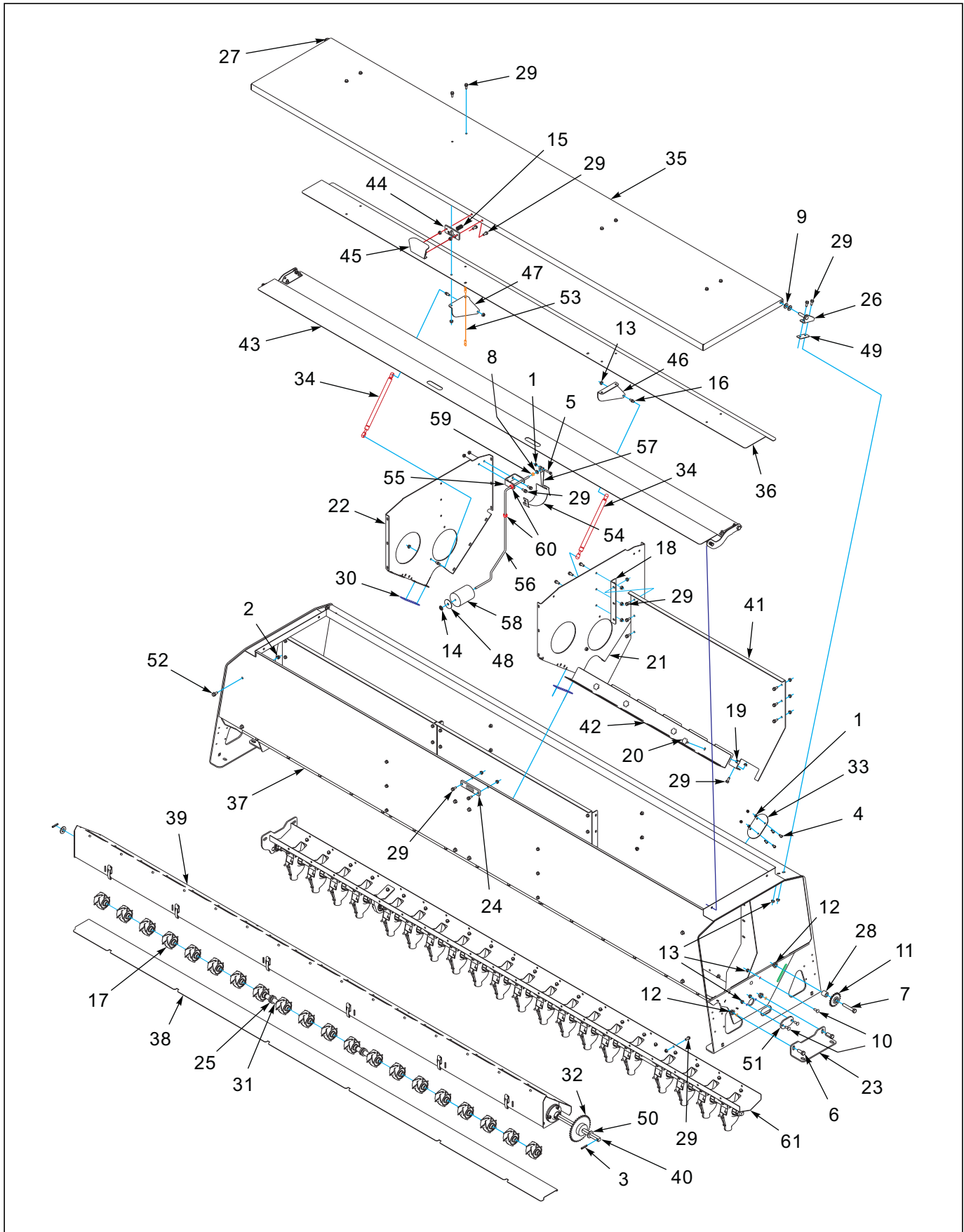


Figure 1-23: Seed Box Assembly 12-1/2' x 7.5" W/ Fertilizer

Seed Box Assembly 12-1/2' x 7.5" W/ Fertilizer

ITEM	PART NO.	DESCRIPTION	QTY.	
--	214889	BOX ASSY, 12-1/2'X7.5" W/FERT	*	
--	214890	BOX ASSY, 12-1/2'X7.5" W/FERT	*	
1	1-512-010005-01	NUT,HEX,SLFLKG GRB 1/4-20	5	5
2	1-512-010005-05	NUT, HEX, SLFLKG GRB 3/8-16	8	8
3	1-647-010004217	SPRING PIN, SLOTTED 1/4X1-1/2	2	2
4	1-654-010047-04	SCREW,HEX CAP,1/4-20X3/4 GR5	4	4
5	1-654-010047-08	SCREW HX CP,1/4-20UNCX1-1/2G5	1	1
6	1-654-010055-02	SCREW 1/2-13UNCX1-1/4 CP GR5	4	4
7	1-654-010055-09	SCREW,HX CP,1/2-13UNCX3 GR5	1	1
8	1-861-010032-07	WASHER,FLAT 1/4 ZP	1	1
9	1-861-010032-14	WASHER, FLAT 1/2" N ZP/CD	4	4
10	104031	SCREW,RDHD,SQNK 5/16-18X1 GR5	8	8
11	122871	SPROCKET,TRANSMISSION IDLER	1	1
12	124971	NUT HX FLG 1/2-13 SPIRALOCK	5	5
13	126561	NUT,FLG HD,SERRATED,5/16-18ZP	156	156
14	130411	PUSH-NUT,5/16 STYLE 2	1	1
15	139692	SPRING .56IDX1.41FLX24# COMP	1	1
16	1401756	BALL STUD	4	4
17	144105	METER, FERTILIZER WHEEL	20	20
18	144118	BRACKET, FERTILIZER PANEL	4	4
19	144123	NUT, SPRING 1/4-20	12	12
20	144124	KNOB PLASTIC 1/4-20 STUD	12	12
21	144125	PANEL, SEED BOX, RIGHT	1	1
22	144126	PANEL, SEED BOX, LEFT	1	1
23	144127	BRACKET, SEED BOX	2	2
24	144141	STOP, LATCH	1	1
25	144146	BEARING, FERTILIZER SHAFT	2	2
26	144158	HINGE WLDMT SEED BOX LID RIGHT	1	1
27	144159	HINGE WLDMT SEED BOX LID LEFT	1	1
28	144183	SPACER 1X9/16X1	1	1
29	144268	SCREW 5/16-18UNCX3/4FLG HD ZP	144	144
30	151547	SPACER, SEED BOX	2	2
31	151582	SLEEVE .9375 OD X .63 SQ ID	2	2
32	151586	SPROCKET #40 X 35, 5/8 SQ	1	1
33	154841	GLASS, SIGHT	1	1
34	155840	GAS SPRING	2	2
35	159094	LID,SEED BOX 12-1/2'	1	1
36	159095	SHIELD,SPLASH GUARD 12-1/2'	1	1
37	159102	BOX,SEED 12-1/2'	1	1
38	159882	DOOR, FERTILIZER 12-12'	1	1
39	159883	FERTILIZER ASSY,12-1/2X7.5 (SEE PAGE 1-63)	1	1
40	159897	SHAFT, 5/8 SQ X 140	1	1
41	159898	PANEL,FERT DIVIDER 44-1/8	3	3
42	159899	COVER,FERTILIZER BOX 43-3/4	3	3
43	159915	SHIELD ASSY, FILL 12-1/2' (SEE PAGE 1-63)	1	1
44	161474	MOUNT, LATCH	1	1
45	161475	HANDLE, LATCH	1	1
46	161476	BRACKET, SPRING MOUNT RIGHT	1	1
47	161477	BRACKET, SPRING MOUNT LEFT	1	1

Seed Box Assembly 12-1/2' x 7.5" W/ Fertilizer

ITEM	PART NO.	DESCRIPTION	QTY.	
48	162551	WASHER, FENDER 3/8X2	1	1
49	168903	GASKET, HINGE SEAL	2	2
50	172700	WASHER, 1.50 OD X .640 SQ	2	2
51	172703	PLATE, COVER	2	2
52	179776	SCREW, FLANGE HEAD 3/8-16X3/4	8	8
53	203014	LANYARD, SEED LEVEL	1	1
54	205147	DECAL, SEED LEVEL	1	1
55	207494	BRACKET, SEED LEVEL ROD	1	1
56	207495	ROD, SEED LEVEL	1	1
57	207496	INDICATOR, SEED LEVEL	1	1
58	207497	FLOAT, SEED LEVEL	1	1
59	207498	BEARING, FLANGE 3/8	1	1
60	207499	COLLAR, SHAFT SET 3/8 RD	2	2
61	208216	METER ASSY, 12-1/2'X7.5" (SEE PAGE 1-49) (RIGHT WING)	1	--
61	208217	METER ASSY, 12-1/2'X7.5" (SEE PAGE 1-49) (LEFT WING)	--	1

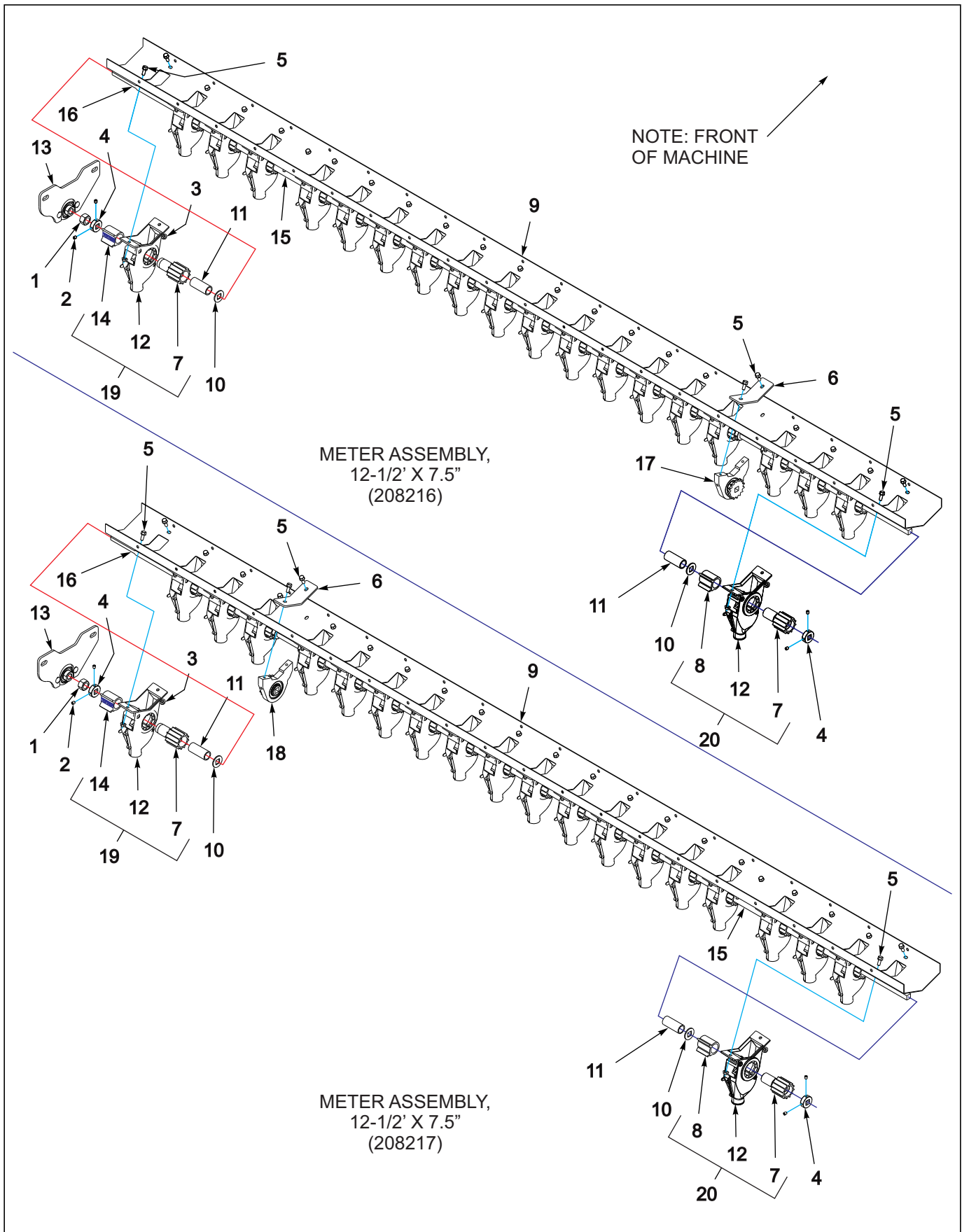


Figure 1-24: Meter Assembly 12-1/2' x 7.5"

Meter Assembly 12-1/2' x 7.5"

ITEM	PART NO.	DESCRIPTION	QTY.	
--	208216	METER ASSY, 12-1/2'X7.5"	*	
--	208217	METER ASSY, 12-1/2'X7.5"	*	
1	1-512-010007-12	NUT, HEX 3/4-10 GR2 ZP	1	1
2	107-0975	SCREW SET LOCK 5/16-18X3/8LG	8	8
3	126561	NUT,FLG HD,SERRATED,5/16-18ZP	42	42
4	144144	COLLAR, SHAFT SET, 5/8 SQ	4	4
5	144268	SCREW 5/16-18UNCX3/4FLG HD ZP	44	44
6	168844	PLATE, BEARING SUPPORT	1	1
7	168868	METER FEED ROLL	20	20
8	168869	METER, FEED CUT-OFF	19	19
9	168888	BOTTOM, SEED METER 12-1/2'X7.5	1	1
10	172700	WASHER, 1.50 OD X .640 SQ	18	18
11	172701	SPACER METER 2-5/8"	17	17
12	172706	METER ASSY, SEED HOUSING (SEE PAGE 1-58)	20	20
13	172712	SEED RATE ADJ ASSY, LEFT (SEE PAGE 1-59)	1	1
14	172713	METER, FEED CUT-OFF W/PLACARD	1	1
15	174486	SPACER, METER 5-5/16L	1	1
16	174487	SHAFT, 5/8 SQ X 134 W/THDS	1	1
17	208220	BEARING ASSY, SEED SHAFT RT (SEE PAGE 1-61)	1	--
18	208221	BEARING ASSY, SEED SHAFT LT (SEE PAGE 1-61)	--	1
19	172735	METER ASSY, SEED W/GAUGE	1	1
20	168870	METER ASSY, SEED COMPLETE (W/O GAUGE)	19	19

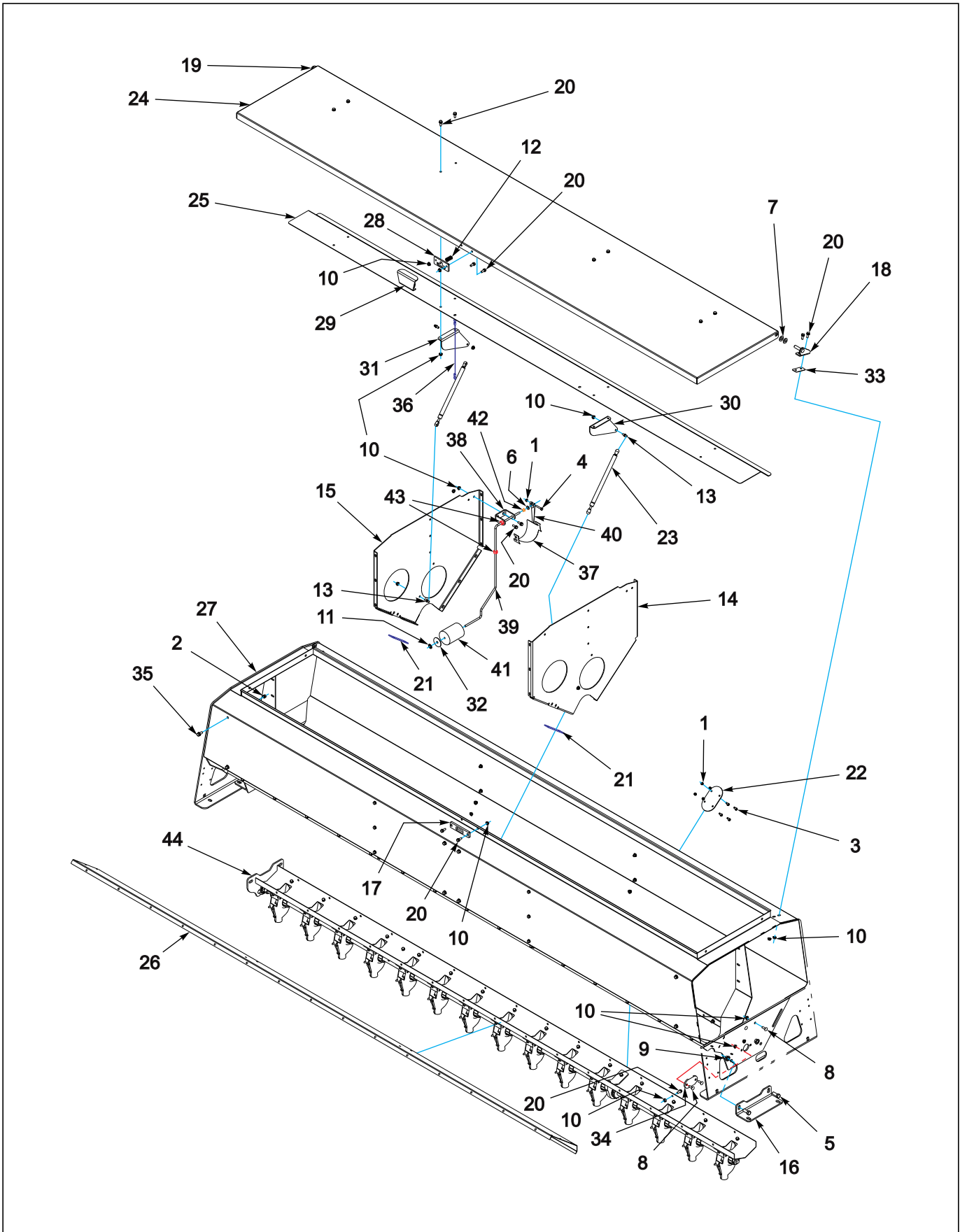


Figure 1-25: Seed Box Assembly 12-1/2' x 10" W/out Fertilizer

Seed Box Assembly 12-1/2' x 10" W/out Fertilizer

ITEM	PART NO.	DESCRIPTION	QTY.	
--	208282	BOX ASSY, 12-1/2'X10"	*	
--	208283	BOX ASSY, 12-1/2'X10"	*	
1	1-512-010005-01	NUT,HEX,SLFLKG GRB 1/4-20	5	5
2	1-512-010005-05	NUT, HEX, SLFLKG GRB 3/8-16	8	8
3	1-654-010047-04	SCREW,HEX CAP,1/4-20X3/4 GR5	4	4
4	1-654-010047-08	SCREW HX CP,1/4-20UNCX1-1/2G5	1	1
5	1-654-010055-02	SCREW 1/2-13UNCX1-1/4 CP GR5	4	4
6	1-861-010032-07	WASHER,FLAT 1/4 ZP	1	1
7	1-861-010032-14	WASHER, FLAT 1/2" N ZP/CD	4	4
8	104031	SCREW,RDHD,SQNK 5/16-18X1 GR5	8	8
9	124971	NUT HX FLG 1/2-13 SPIRALOCK	4	4
10	126561	NUT,FLG HD,SERRATED,5/16-18ZP	107	107
11	130411	PUSH-NUT,5/16 STYLE 2	1	1
12	139692	SPRING .56IDX1.41FLX24# COMP	1	1
13	1401756	BALL STUD	4	4
14	144125	PANEL, SEED BOX, RIGHT	1	1
15	144126	PANEL, SEED BOX, LEFT	1	1
16	144127	BRACKET, SEED BOX	2	2
17	144141	STOP, LATCH	1	1
18	144158	HINGE WLDMT SEED BOX LID RIGHT	1	1
19	144159	HINGE WLDMT SEED BOX LID LEFT	1	1
20	144268	SCREW 5/16-18UNCX3/4FLG HD ZP	95	95
21	151547	SPACER, SEED BOX	2	2
22	154841	GLASS, SIGHT	1	1
23	155840	GAS SPRING	2	2
24	159094	LID,SEED BOX 12-1/2'	1	1
25	159095	SHIELD,SPLASH GUARD 12-1/2'	1	1
26	159101	PANEL,SEED BOX 12-1/2'	1	1
27	159102	BOX,SEED 12-1/2'	1	1
28	161474	MOUNT, LATCH	1	1
29	161475	HANDLE, LATCH	1	1
30	161476	BRACKET, SPRING MOUNT RIGHT	1	1
31	161477	BRACKET, SPRING MOUNT LEFT	1	1
32	162551	WASHER, FENDER 3/8X2	1	1
33	168903	GASKET, HINGE SEAL	2	2
34	172703	PLATE, COVER	2	2
35	179776	SCREW, FLANGE HEAD 3/8-16X3/4	8	8
36	203014	LANYARD, SEED LEVEL	1	1
37	205147	DECAL, SEED LEVEL	1	1
38	207494	BRACKET, SEED LEVEL ROD	1	1
39	207495	ROD, SEED LEVEL	1	1
40	207496	INDICATOR, SEED LEVEL	1	1
41	207497	FLOAT, SEED LEVEL	1	1
42	207498	BEARING, FLANGE 3/8	1	1
43	207499	COLLAR, SHAFT SET 3/8 RD	2	2
44	208284	METER ASSY, 12-1/2'X10" (SEE PAGE 1-57)	1	--
44	208285	METER ASSY, 12-1/2'X10" (SEE PAGE 1-57)	--	1

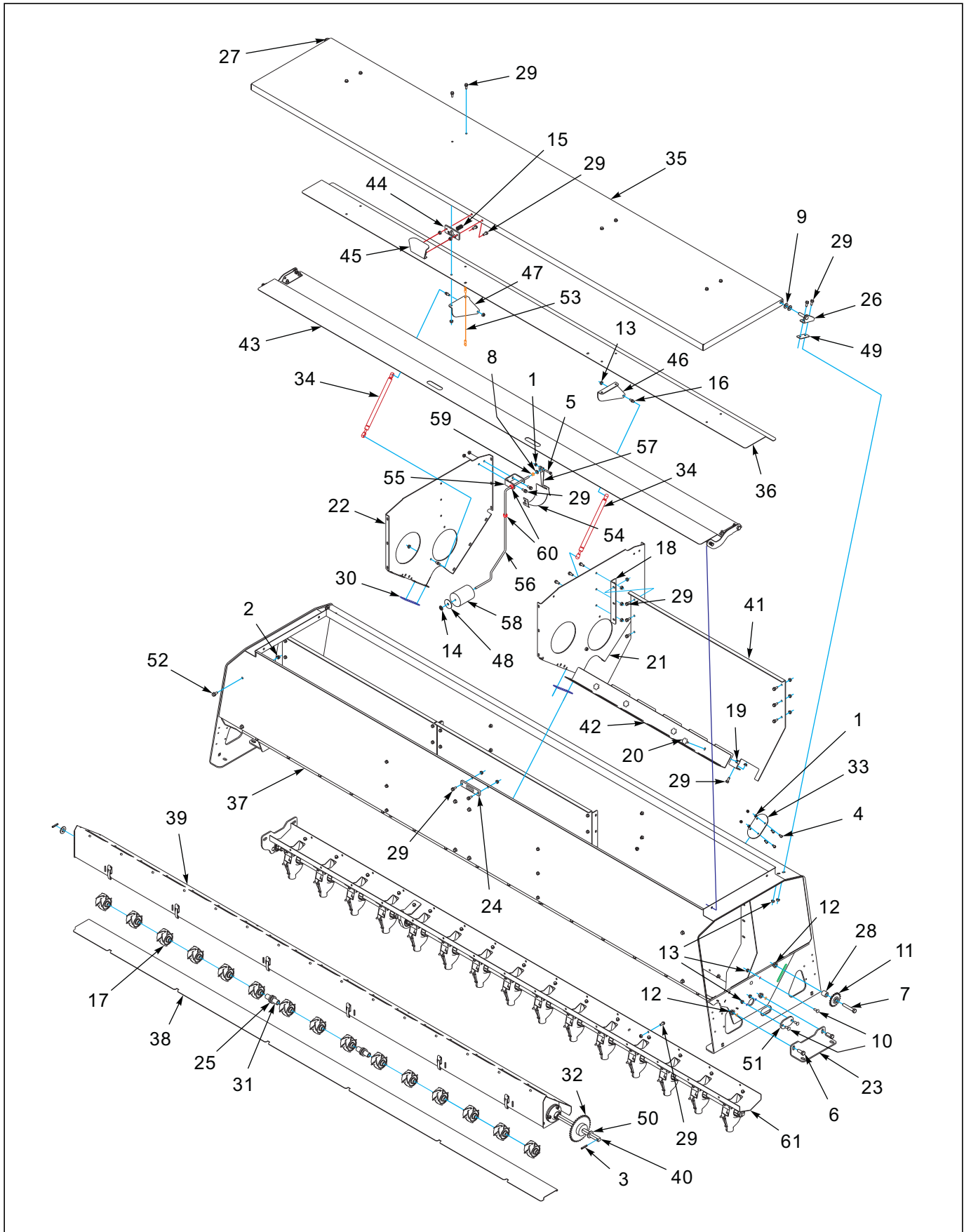


Figure 1-26: Seed Box Assembly 12-1/2' x 10" W/ Fertilizer

Seed Box Assembly 12-1/2' x 10" W/ Fertilizer

ITEM	PART NO.	DESCRIPTION	QTY.	
--	214892	BOX ASSY, 12-1/2"X10' W/FERT	*	
--	214893	BOX ASSY, 12-1/2"X10' W/FERT	*	
1	1-512-010005-01	NUT,HEX,SLFLKG GRB 1/4-20	5	5
2	1-512-010005-05	NUT, HEX, SLFLKG GRB 3/8-16	8	8
3	1-647-010004217	SPRING PIN, SLOTTED 1/4X1-1/2	2	2
4	1-654-010047-04	SCREW,HEX CAP,1/4-20X3/4 GR5	4	4
5	1-654-010047-08	SCREW HX CP,1/4-20UNCX1-1/2G5	1	1
6	1-654-010055-02	SCREW 1/2-13UNCX1-1/4 CP GR5	4	4
7	1-654-010055-09	SCREW,HX CP,1/2-13UNCX3 GR5	1	1
8	1-861-010032-07	WASHER,FLAT 1/4 ZP	1	1
9	1-861-010032-14	WASHER, FLAT 1/2" N ZP/CD	4	4
10	104031	SCREW,RDHD,SQNK 5/16-18X1 GR5	8	8
11	122871	SPROCKET,TRANSMISSION IDLER	1	1
12	124971	NUT HX FLG 1/2-13 SPIRALOCK	5	5
13	126561	NUT,FLG HD,SERRATED,5/16-18ZP	146	146
14	130411	PUSH-NUT,5/16 STYLE 2	1	1
15	139692	SPRING .56IDX1.41FLX24# COMP	1	1
16	1401756	BALL STUD	4	4
17	144105	METER, FERTILIZER WHEEL	15	15
18	144118	BRACKET, FERTILIZER PANEL	4	4
19	144123	NUT, SPRING 1/4-20	12	12
20	144124	KNOB PLASTIC 1/4-20 STUD	12	12
21	144125	PANEL, SEED BOX, RIGHT	1	1
22	144126	PANEL, SEED BOX, LEFT	1	1
23	144127	BRACKET, SEED BOX	2	2
24	144141	STOP, LATCH	1	1
25	144146	BEARING, FERTILIZER SHAFT	2	2
26	144158	HINGE WLDMT SEED BOX LID RIGHT	1	1
27	144159	HINGE WLDMT SEED BOX LID LEFT	1	1
28	144183	SPACER 1X9/16X1	1	1
29	144268	SCREW 5/16-18UNCX3/4FLG HD ZP	134	134
30	151547	SPACER, SEED BOX	2	2
31	151582	SLEEVE .9375 OD X .63 SQ ID	2	2
32	151586	SPROCKET #40 X 35, 5/8 SQ	1	1
33	154841	GLASS, SIGHT	1	1
34	155840	GAS SPRING	2	2
35	159094	LID,SEED BOX 12-1/2'	1	1
36	159095	SHIELD,SPLASH GUARD 12-1/2'	1	1
37	159102	BOX,SEED 12-1/2'	1	1
38	159882	DOOR, FERTILIZER 12-12'	1	1
39	159883	FERTILIZER ASSY,12-1/2X7.5 (SEE PAGE 1-63)	1	1
40	159897	SHAFT, 5/8 SQ X 140	1	1
41	159898	PANEL,FERT DIVIDER 44-1/8	3	3
42	159899	COVER,FERTILIZER BOX 43-3/4	3	3
43	159915	SHIELD ASSY, FILL 12-1/2' (SEE PAGE 1-62)	1	1
44	161474	MOUNT, LATCH	1	1
45	161475	HANDLE, LATCH	1	1
46	161476	BRACKET, SPRING MOUNT RIGHT	1	1
47	161477	BRACKET, SPRING MOUNT LEFT	1	1

Seed Box Assembly 12-1/2' x 10" W/ Fertilizer

ITEM	PART NO.	DESCRIPTION	QTY.	
48	162551	WASHER, FENDER 3/8X2	1	1
49	168903	GASKET, HINGE SEAL	2	2
50	172700	WASHER, 1.50 OD X .640 SQ	2	2
51	172703	PLATE, COVER	2	2
52	179776	SCREW, FLANGE HEAD 3/8-16X3/4	8	8
53	203014	LANYARD, SEED LEVEL	1	1
54	205147	DECAL, SEED LEVEL	1	1
55	207494	BRACKET, SEED LEVEL ROD	1	1
56	207495	ROD, SEED LEVEL	1	1
57	207496	INDICATOR, SEED LEVEL	1	1
58	207497	FLOAT, SEED LEVEL	1	1
59	207498	BEARING, FLANGE 3/8	1	1
60	207499	COLLAR, SHAFT SET 3/8 RD	2	2
61	208284	METER ASSY, 12-1/2'X10" (SEE PAGE 1-57) (RIGHT WING)	1	--
61	208285	METER ASSY, 12-1/2'X10" (SEE PAGE 1-57) (LEFT WING)	--	1

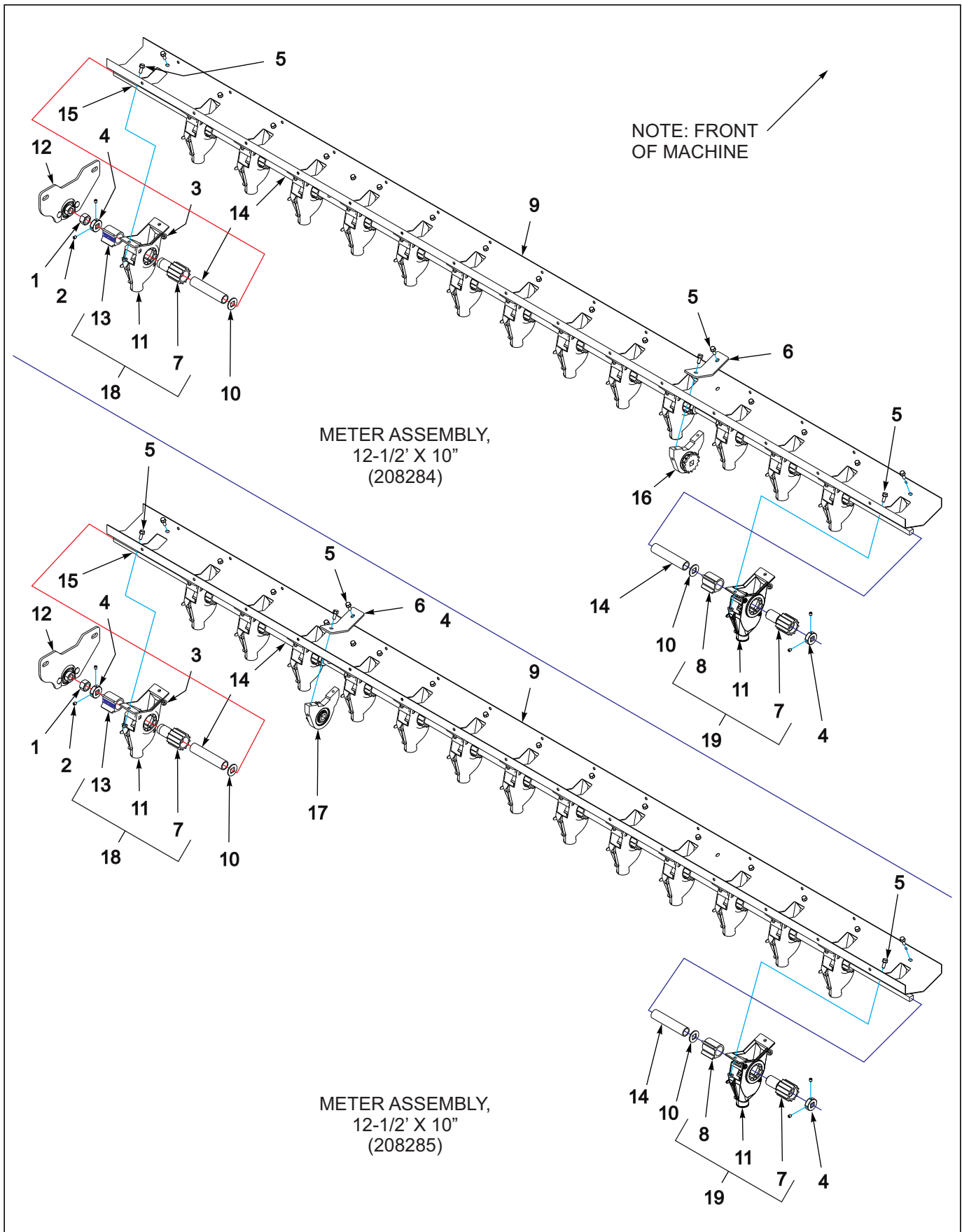


Figure 1-27: Meter Assembly 12-1/2' x 10"

Meter Assembly 12-1/2' x 10"

ITEM	PART NO.	DESCRIPTION	QTY.	
--	208284	METER ASSY, 12-1/2'X10"	*	
--	208285	METER ASSY, 12-1/2'X10"	*	
1	1-512-010007-12	NUT, HEX 3/4-10 GR2 ZP	1	1
2	107-0975	SCREW SET LOCK 5/16-18X3/8LG	8	8
3	126561	NUT,FLG HD,SERRATED,5/16-18ZP	32	32
4	144144	COLLAR, SHAFT SET, 5/8 SQ	4	4
5	144268	SCREW 5/16-18UNCX3/4FLG HD ZP	34	34
6	168844	PLATE, BEARING SUPPORT	1	1
7	168868	METER FEED ROLL	15	15
8	168869	METER, FEED CUT-OFF	14	14
9	168889	BOTTOM, SEED METER 12-1/2'X10"	1	1
10	172700	WASHER, 1.50 OD X .640 SQ	13	13
11	172706	METER ASSY, SEED HOUSING (SEE PAGE 1-58)	15	15
12	172712	SEED RATE ADJ ASSY, LEFT (SEE PAGE 1-59)	1	1
13	172713	METER, FEED CUT-OFF W/PLACARD	1	1
14	174486	SPACER, METER 5-5/16L	13	13
15	174487	SHAFT, 5/8 SQ X 134 W/THDS	1	1
16	208220	BEARING ASSY, SEED SHAFT RT (SEE PAGE 1-61)	1	--
17	208221	BEARING ASSY, SEED SHAFT LT (SEE PAGE 1-61)	--	1
18	172735	METER ASSY, SEED W/GAUGE	1	1
19	168870	METER ASSY, SEED COMPLETE (W/O GAUGE)	14	14

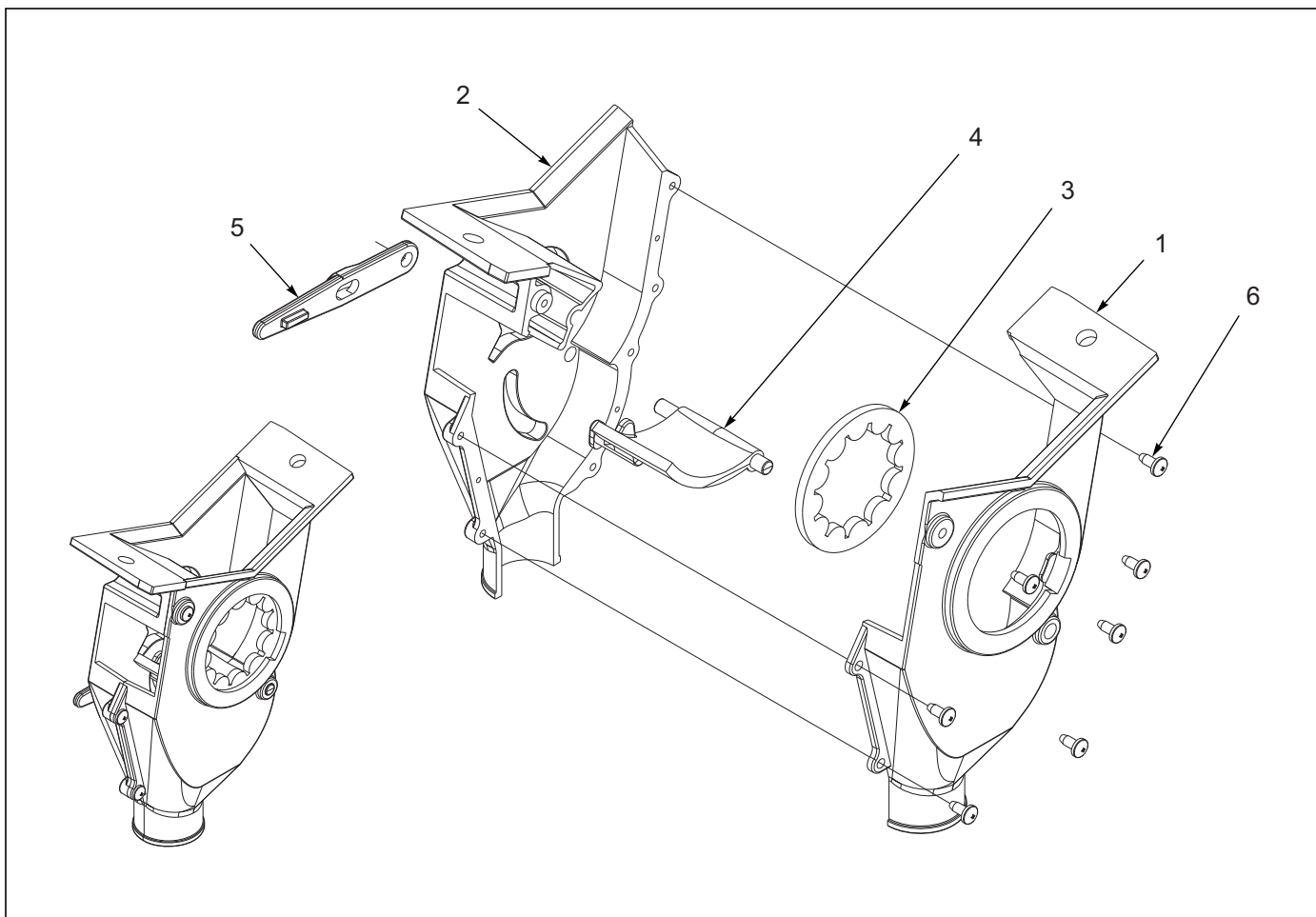


Figure 1-28: Seed Meter Housing Assembly

Seed Meter Housing Assembly

ITEM	PART NO.	DESCRIPTION	QTY.
--	172706	METER, ASSEMBLY, SEED HOUSING	
1	168866	METER HOUSING, RIGHT	1
2	168867	METER HOUSING, LEFT	1
3	168871	METER, FEED ROLL WASHER	1
4	168872	METER, SEED GATE	1
5	168873	METER, SEED GATE HANDLE	1
6	172730	SCREW, THREAD CUTTING #8-18 X 3/8	7

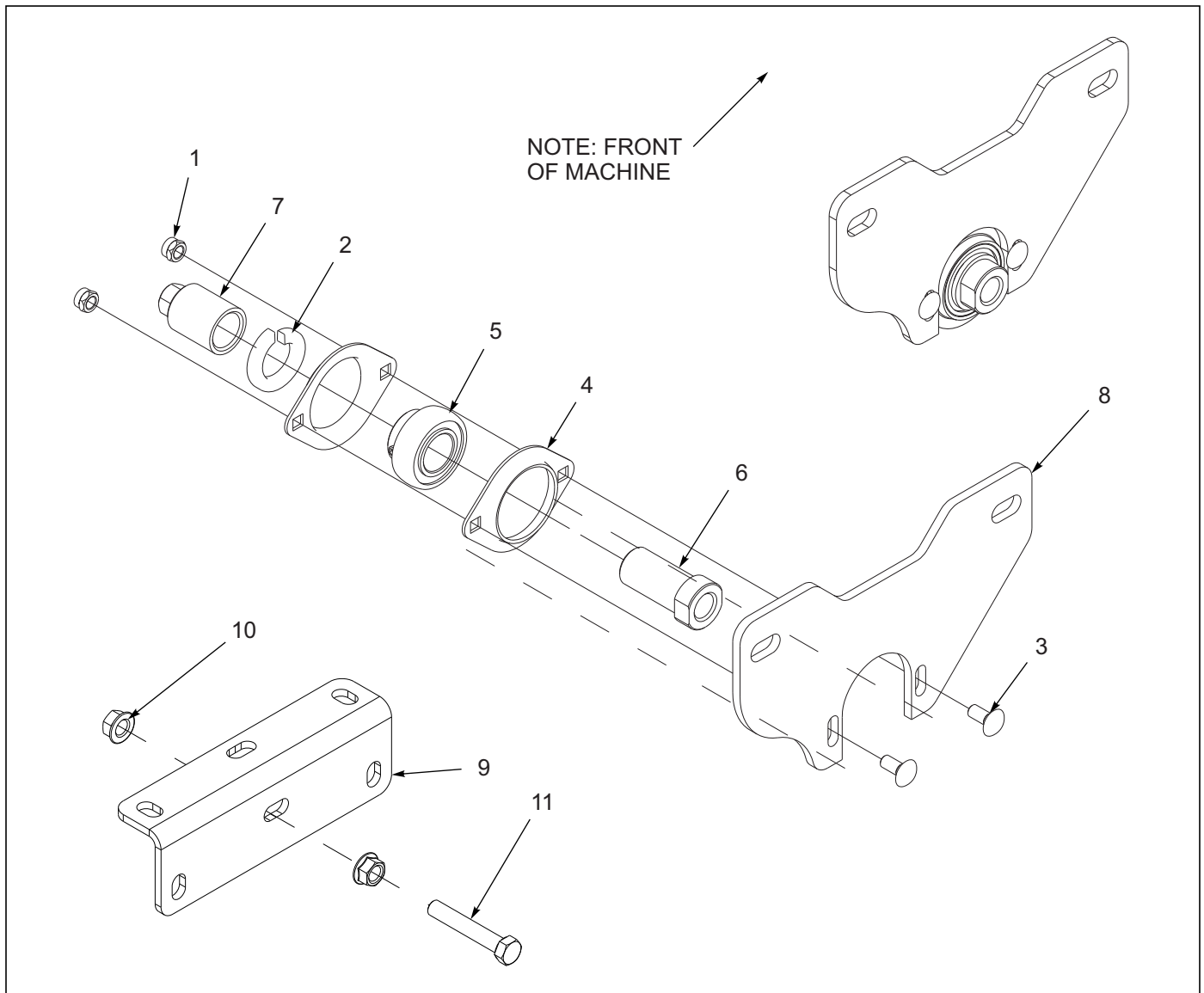
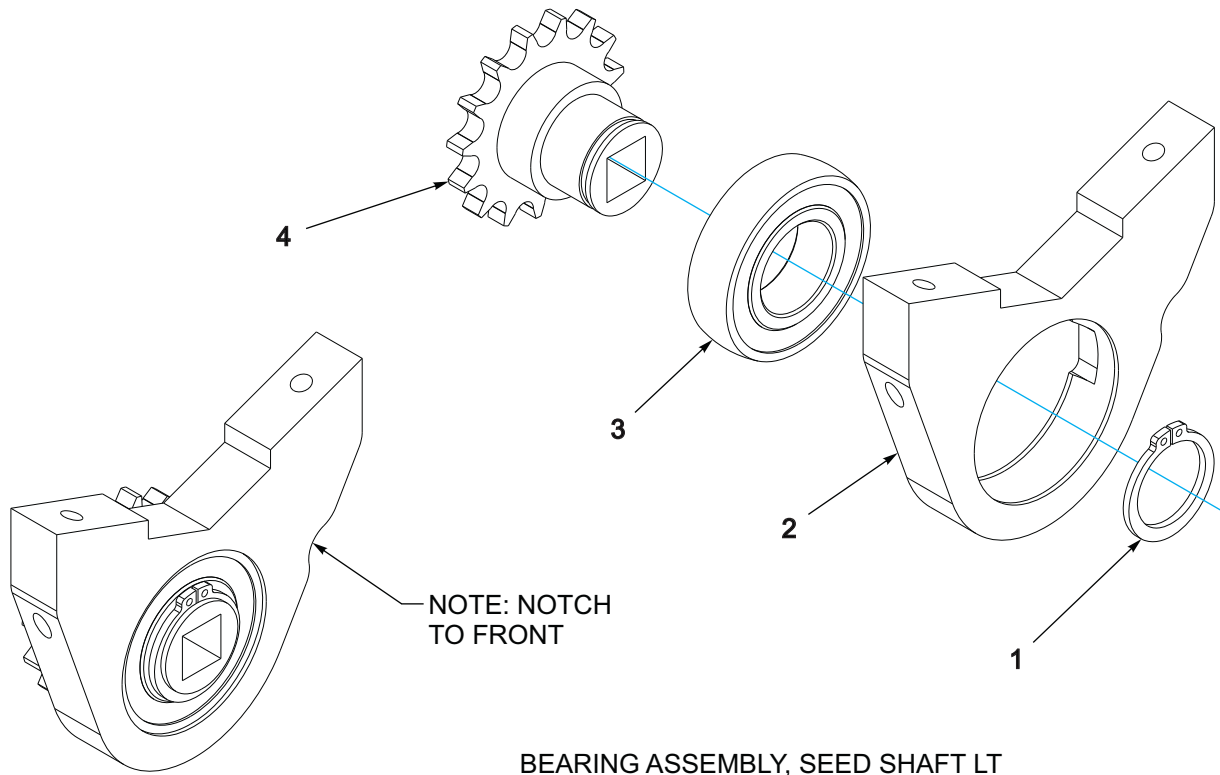


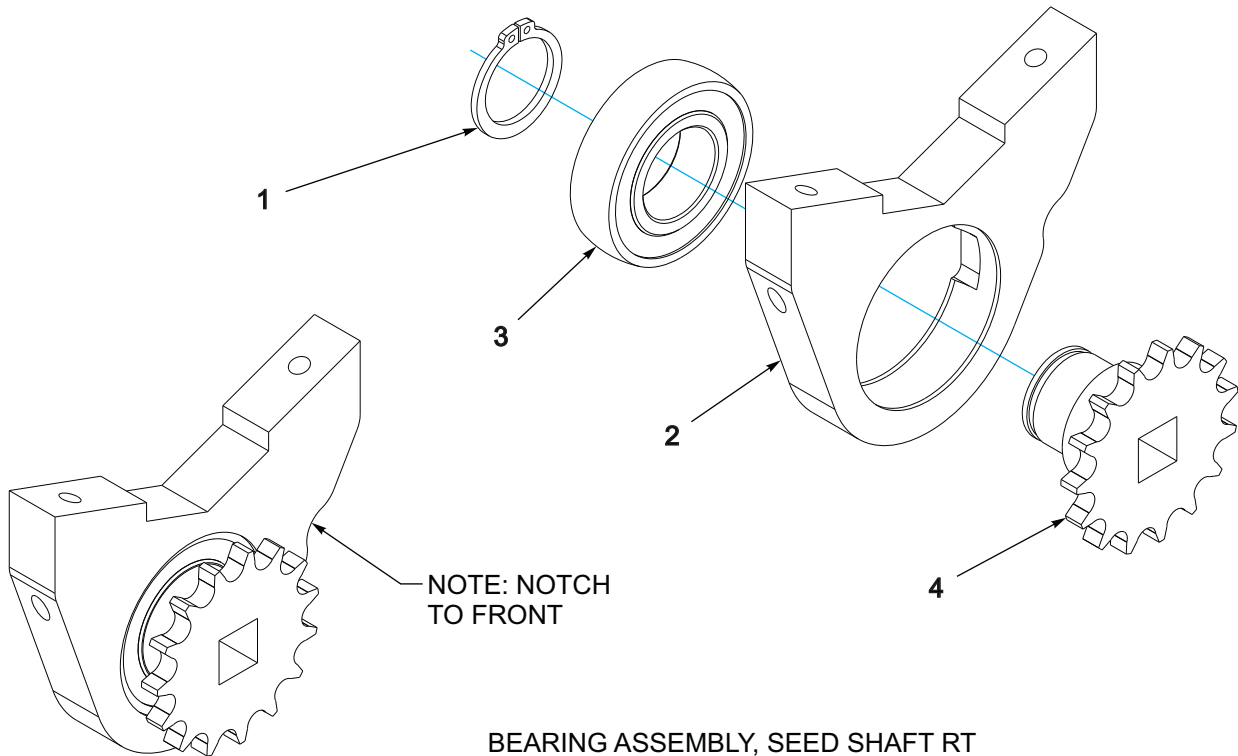
Figure 1-29: Seed Rate Adjust Assembly, Left

Seed Rate Adjust Assembly, Left

ITEM	PART NO.	DESCRIPTION	QTY.
--	172712	SEED RATE ADJUST ASSEMBLY, LEFT (ITEMS 1-8)	
1	1-512-010005-03	NUT, HEX LOCK 5/16-18 GRB	2
2	1-861-010034-21	WASHER, SPLIT LOCK 1	1
3	105909	SCREW, RD HEAD SQ NECK 5/16-18 X 3/4	2
4	143901	FLANGE, BEARING 2 HOLE	2
5	144147	BEARING, 52 MM OD X 1" ID	1
6	168856	BUSHING, SEED RATE	1
7	168857	BUSHING, SEED RATE LOCKING	1
8	172704	BRACKET, SEED RATE ADJUST	1
9	176676	BRACKET, STOP	3
10	1-510-010003-09	NUT, FLANGE HEAD SERRATED 1/2-13	6
11	8-105-010006	SCREW, HEX HEAD CAP FULL THREAD 1/2-13 X 3 GR5	3



BEARING ASSEMBLY, SEED SHAFT LT
208221



BEARING ASSEMBLY, SEED SHAFT RT
208220

Figure 1-30: Seed Shaft Bearing Assembly

Seed Shaft Bearing Assembly

ITEM	PART NO.	DESCRIPTION	QTY.
--	208221	BEARING ASSY, SEED SHAFT LT	
--	208220	BEARING ASSY, SEED SHAFT RT	
1	143992	SNAP RING, 1.181 SHAFT	1
2	205192	BEARING MOUNT SEED SHAFT	1
3	208215	BEARING, BALL 1.181IDX2.441OD	1
4	208219	SPROCKET, #40X15T, 5/8 SQ BORE	1

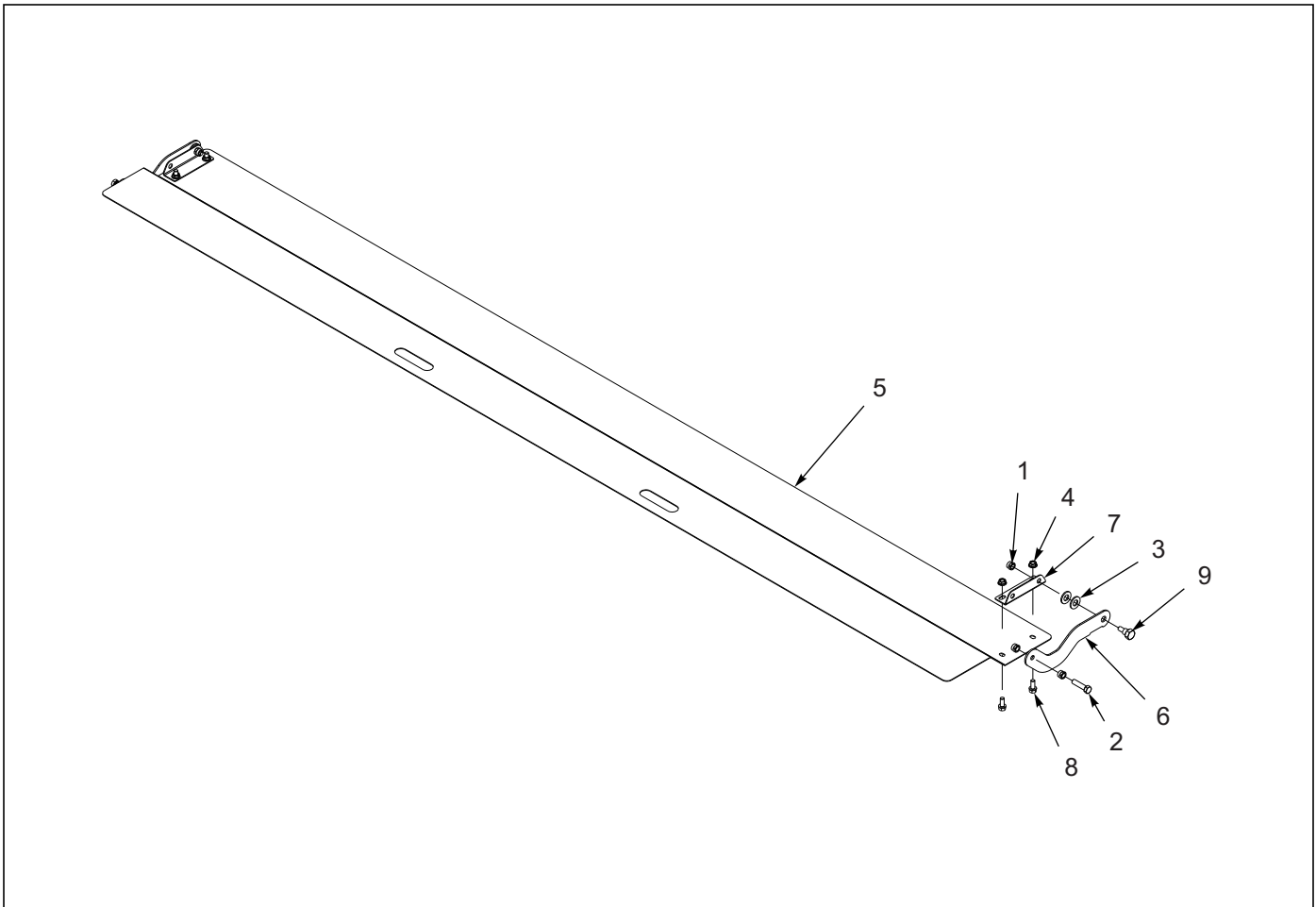


Figure 1-31: Fill Shield Assembly

Fill Shield Assembly

ITEM	PART NO.	DESCRIPTION	QTY.
--	159915	SHIELD ASSY, FILL 12-1/2'	
1	1-512-010005-05	NUT, HEX LOCK 3/8-16 GRB	8
2	1-654-010160-07	SCREW, HEX HEAD CAP FULL THREAD 3/8-16 X 1-1/2	2
3	1-861-010032-14	WASHER, FLAT 1/2N	4
4	126561	NUT, FLANGE HEAD SERRATED 5/16-18	4
5	159914	SHIELD, FILL 12-1/2	1
6	144135	HINGE, FILL SHIELD	2
7	144137	BRACKET, FILL SHIELD	2
8	144268	SCREW, FLANGE HEAD 5/16-18 X 3/4	4
9	2-095-010017	BOLT, SHOULDER HEX HEAD	2

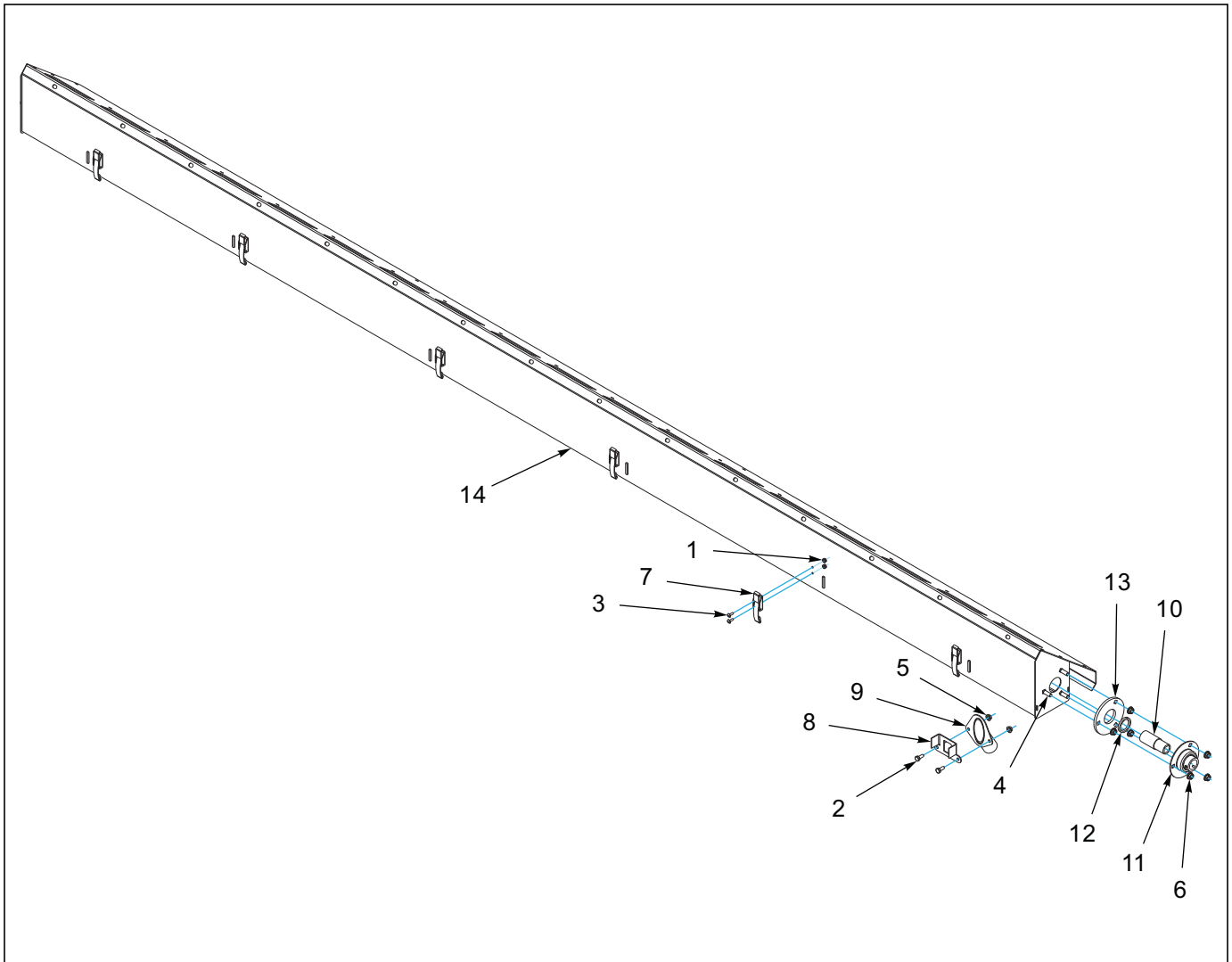


Figure 1-32: Fertilizer Assembly

Fertilizer Assembly

ITEM	PART NO.	DESCRIPTION	QTY.
--	159883	FERTILIZER ASSY,12-1/2X7.5	
1	1-512-010003-03	NUT,HX 8-32,SLF-LKG W/NYL	12
2	1-654-010047-03	SCREW, HEX 1/4-20UNCX5/8	40
3	1-656-010003026	SCREW,RD HD MACH 1/2X8-32 ZP	12
4	104031	SCREW,RDHD,SQNK 5/16-18X1 GR5	6
5	108417	NUT SPIRAL 1/4-20HX FG	40
6	126561	NUT,FLG HD,SERRATED,5/16-18ZP	12
7	1408291	LATCH,DRAW OVER-CENTER	6
8	143911	GUIDE, FERTILIZER METER	20
9	143912	TUBE, FERTILIZER	20
10	144094	SLEEVE, 1.125 OD X .630 SQ ID	2
11	144095	BEARING, 3-BOLT, 1 RD SHAFT	2
12	144096	SEAL 1.50 ODX1.125 ID X.188	2
13	151576	PLATE, FERTILIZER SHAFT SEAL	2
14	159880	BOTTOM, FERTILIZER,12-1/2X7.5	1

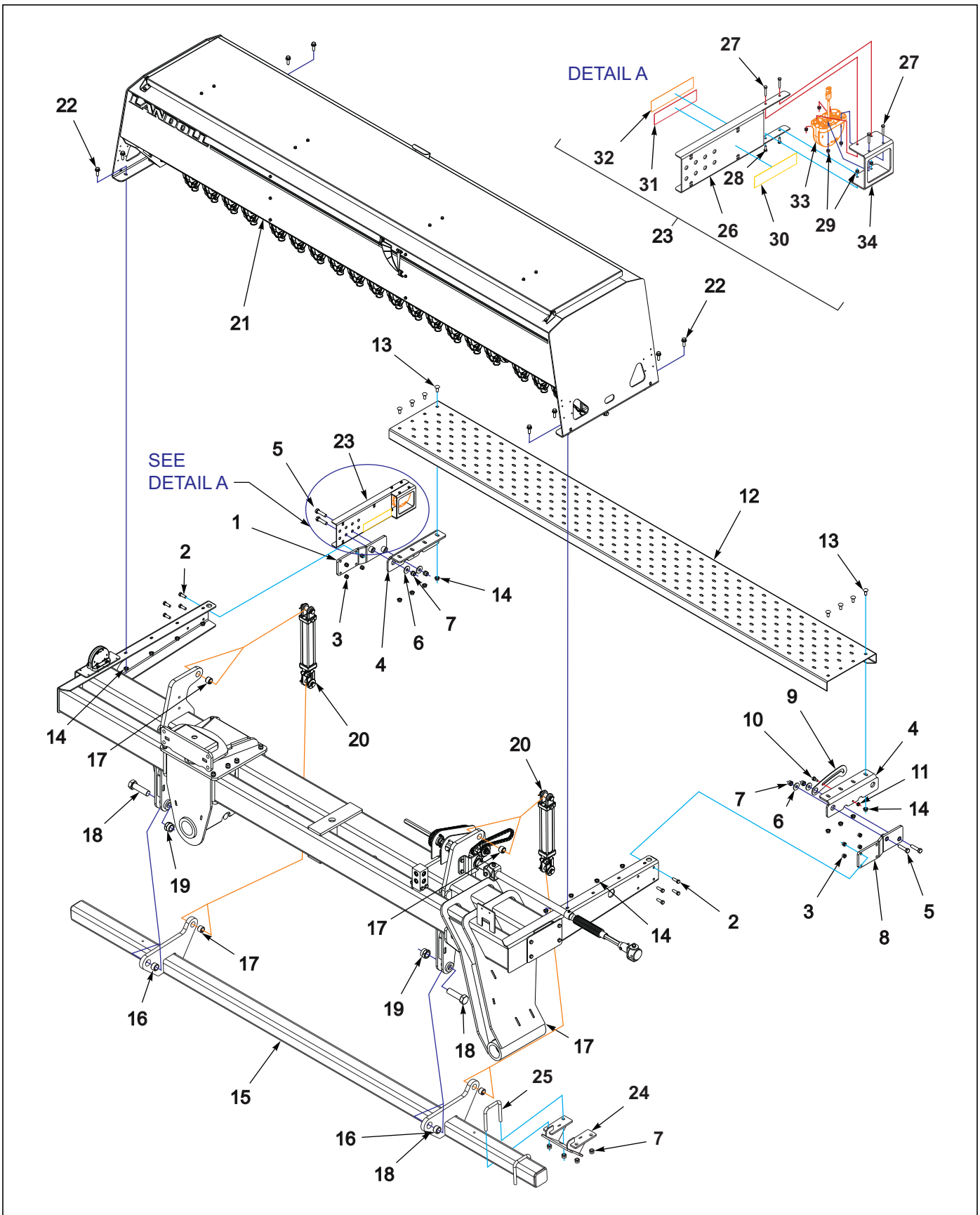


Figure 1-33: Opener Bar-Walkboard-Seed Box Assembly Inner

Opener Bar-Walkboard-Seed Box Assembly Inner

ITEM	PART NO.	DESCRIPTION	QTY.
1	144259	MOUNT, WALKBOARD RIGHT	2
2	1-654-010055-03	SCREW,HEX CAP,1/2-13UNCX1-1/2	16
3	1-512-010005-09	NUT,HEX,SLFLKG, 1/2-13 GRB	16
4	151512	BRACKET, WALKBOARD	4
5	1-654-010059-07	SCREW HX CP 5/8-11UNCX2-1/2G5	8
6	1-861-010032-19	WASHER, FLAT 5/8 W ZP/CD	8
7	1-512-010005-13	NUT,HEX SLFLKG GRB 5/8-11	16
8	144260	MOUNT, WALKBOARD LEFT	2
9	151513	LATCH, WALKBOARD	2
10	2-095-010017	BOLT, SHOULDER HEX HEAD	2
11	107470	NUT,SPIRALOCK 3/8-16HX	2
12	159917	WALKBOARD, 140"	2
13	1-654-010070-02	SCREW 1/2-13X1-1/4 RD HD SQNK	16
14	1-510-010003-09	NUT,1/2-13 FLANGE HD,SERRATED	32
15	205155	BAR, OPENER 148"	2
16	2-150-010174	BUSHING,1-5/8X1-1/4X1	4
17	192890	BUSHING 1-3/8ODX1 IDX1 STEEL	8
18	101509	SCREW HX CP 1-1/4-7X4-1/2 GR5	4
19	101385	NUT,HEX SLFLKG,1-1/4-7 GRB	4
20	208260	CYLINDER, 2X8	4
21	208276	BOX ASSY, 12-1/2'X7.5" (SEE PAGE 1-43)	2
21	208277	BOX ASSY, 12-1/2'X7.5" (SEE PAGE 1-43)	2
21	208282	BOX ASSY, 12-1/2'X10" (SEE PAGE 1-51)	2
21	208283	BOX ASSY, 12-1/2'X10" (SEE PAGE 1-51)	2
22	1-655-010001-3	SCREW, FLG HD 1/2-13X1-1/2	12
23	208262	LIGHT ASSY, AMBER RIGHT (INCLUDES ITEMS 26-34) (NOT SHOWN) (SEE PAGE 1-133)	2
23	208263	LIGHT ASSY, AMBER LEFT (INCLUDES ITEMS 26-34) (SHOWN) (SEE PAGE 1-133)	2
24	208236	STOP, OPENER BAR WLDMT	2
25	6-102-010009	U-BOLT RIGID GA WHEEL	4
26	208264	BRACKET, LIGHT	1
27	1-654-010047-08	SCREW HX CP,1/4-20UNCX1-1/2G5	4
28	1-654-010047-04	SCREW,HEX CAP,1/4-20X3/4 GR5	2
29	1-512-010005-01	NUT,HEX,SLFLKG GRB 1/4-20	6
30	528934	REFLECTOR - YELLOW	1
31	528933	REFLECTOR - RED	1
32	528938	STRIPE, ORANGE	1
33	174436	LAMP, AG AMBER SINGLE LED	1
34	208265	GUARD, LIGHT	1

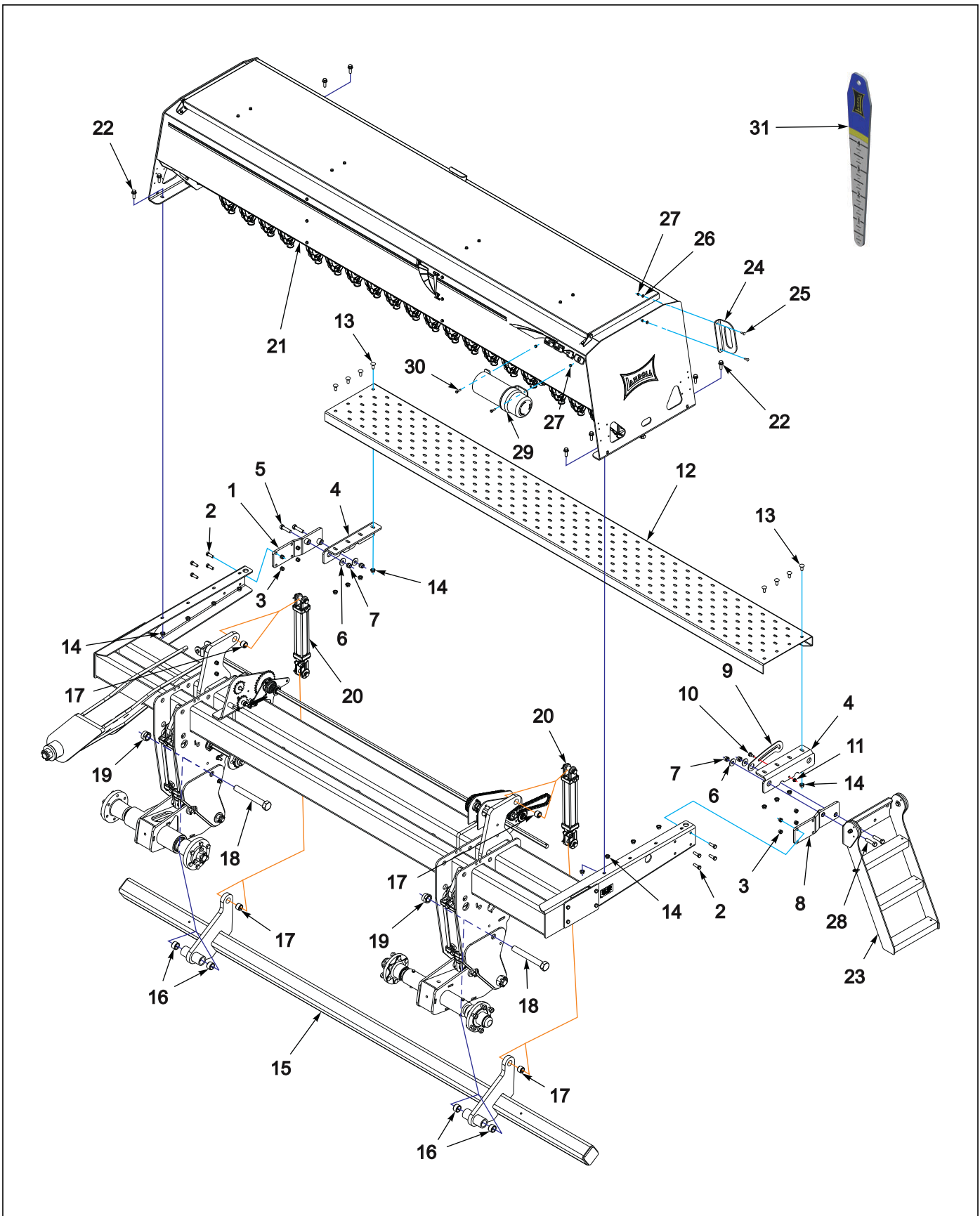


Figure 1-34: Opener Bar-Walkboard-Seed Box Assembly Outer

Opener Bar-Walkboard-Seed Box Assembly Outer

ITEM	PART NO.	DESCRIPTION	QTY.
1	144259	MOUNT, WALKBOARD RIGHT	2
2	1-654-010055-03	SCREW,HEX CAP,1/2-13UNCX1-1/2	16
3	1-512-010005-09	NUT,HEX,SLFLKG, 1/2-13 GRB	16
4	151512	BRACKET, WALKBOARD	4
5	1-654-010059-07	SCREW HX CP 5/8-11UNCX2-1/2G5	4
6	1-861-010032-19	WASHER, FLAT 5/8 W ZP/CD	8
7	1-512-010005-13	NUT,HEX SLFLKG GRB 5/8-11	8
8	144260	MOUNT, WALKBOARD LEFT	2
9	151513	LATCH, WALKBOARD	2
10	2-095-010017	BOLT, SHOULDER HEX HEAD	2
11	107470	NUT,SPIRALOCK 3/8-16HX	2
12	159917	WALKBOARD, 140"	2
13	1-654-010070-02	SCREW 1/2-13X1-1/4 RD HD SQNK	16
14	1-510-010003-09	NUT,1/2-13 FLANGE HD,SERRATED	32
15	203017	BAR OPENER 148"	2
16	2-150-010174	BUSHING,1-5/8X1-1/4X1	8
17	192890	BUSHING 1-3/8ODX1 IDX1 STEEL	8
18	100808	SCREW CP HXHD 1-1/4-7X9-1/2G8	4
19	101385	NUT,HEX SLFLKG,1-1/4-7 GRB	4
20	208260	CYLINDER, 2X8	4
21	208276	BOX ASSY, 12-1/2'X7.5" (SEE PAGE 1-43)	2
21	208277	BOX ASSY, 12-1/2'X7.5" (SEE PAGE 1-43)	2
21	208282	BOX ASSY, 12-1/2'X10" (SEE PAGE 1-51)	2
21	208283	BOX ASSY, 12-1/2'X10" (SEE PAGE 1-51)	2
22	1-655-010001-3	SCREW, FLG HD 1/2-13X1-1/2	12
23	154849	LADDER ASSY 5530 (SEE PAGE 1-69)	2
24	151540	HANDLE, SEED BOX	2
25	1-654-010158-02	SCREW,RHD,SQ NCK 1/4-20UNCX1	4
26	1-861-010032-06	WASHER, FLAT 1/4 N ZP/CD	4
27	1-512-010005-01	NUT,HEX,SLFLKG GRB 1/4-20	6
28	1-654-010059-09	SCREW 5/8-11UNCX3 HX CP GR5	4
29	150076	MANUAL TUBE (4-1/4"ID)	1
30	1-654-010047-06	SCREW,HX CP 1/4-20UNCX1 GR5	2
31	213932	SEED DEPTH TOOL INDICATOR	1

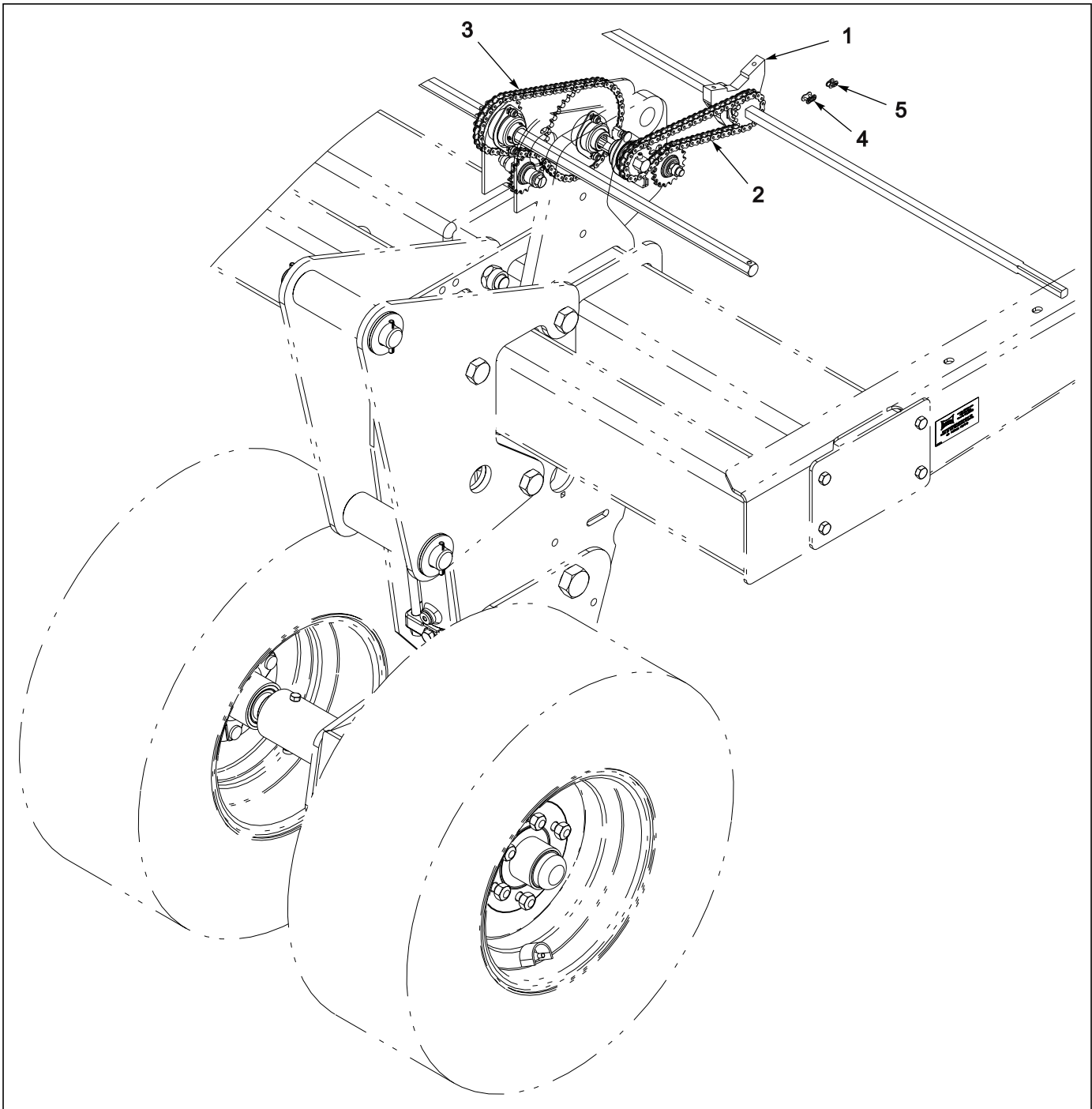


Figure 1-35: Seed Box Chain Assembly

Seed Box Chain Assembly

ITEM	PART NO.	DESCRIPTION	QTY.
1	208221	BEARING ASSY, SEED SHAFT LT (SEE PAGE 1-49 OR SEE PAGE 1-57)	1
1	208220	BEARING ASSY, SEED SHAFT RT (SEE PAGE 1-49 OR SEE PAGE 1-57)	1
2	176627	ROLLER CHAIN, #40X57P 28-1/2L (INCLUDES ITEMS 4 & 5)	1
3	172644	ROLLER CHAIN, #40 X 70P 35L (INCLUDES ITEMS 4)	1
4	119716	CONNECTING LINK #40 CHAIN	1
5	163981	OFFSET LINK #40	1

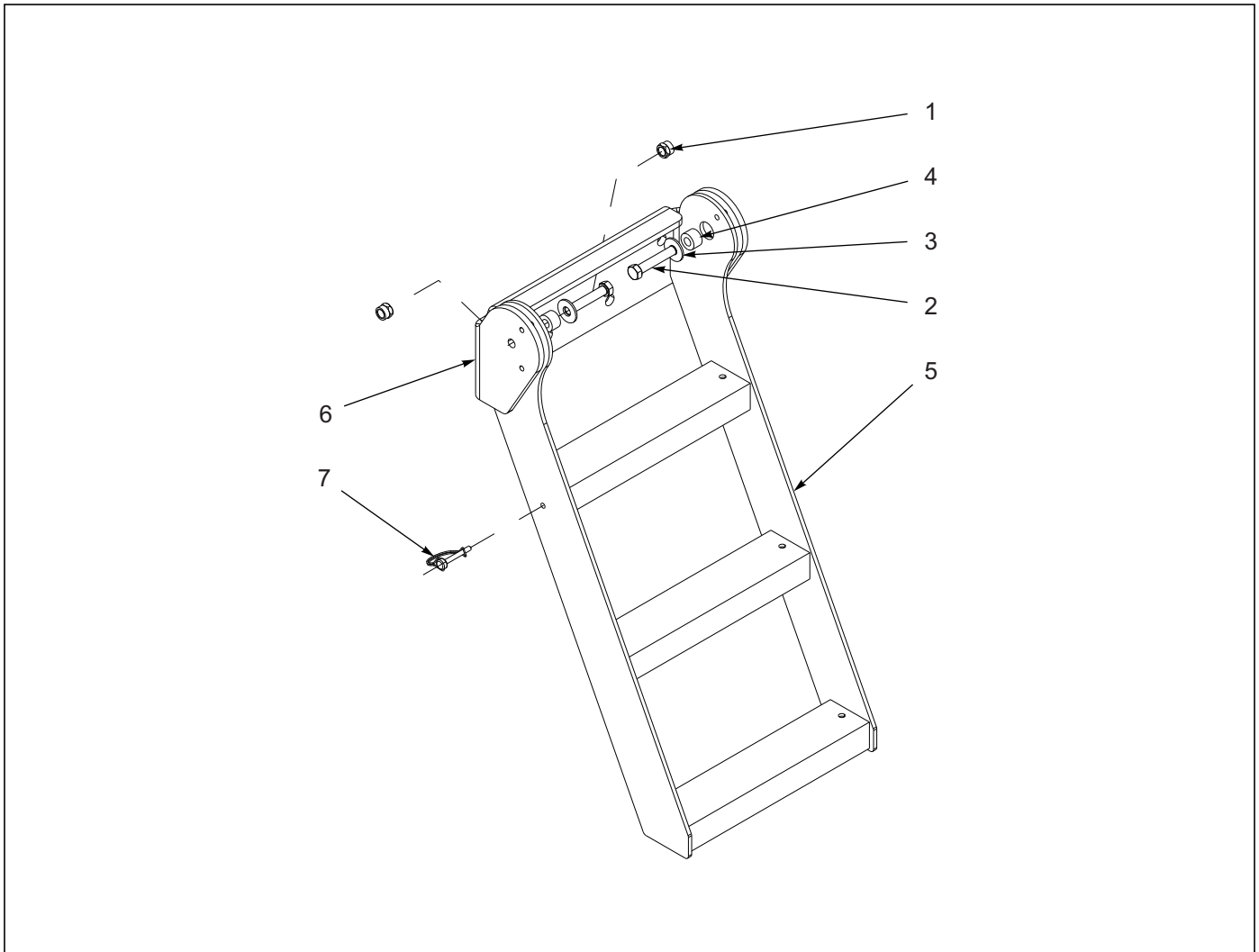


Figure 1-36: Ladder Assembly

Ladder Assembly

ITEM	PART NO.	DESCRIPTION	QTY.
	154849	LADDER ASSEMBLY	
1	1-512-010005-09	NUT, HEX LOCK 1/2-13 GRB	2
2	1-654-010055-05	SCREW, HEX HEAD CAP 1/2-13 X 2 GR5	2
3	1-861-010032-15	WASHER, FLAT 1/2W	2
4	125799	SPACER	2
5	154845	LADDER	1
6	154846	MOUNT, LADDER	1
7	70592442	PIN, SNAPPER	1

Air Opener Assemblies

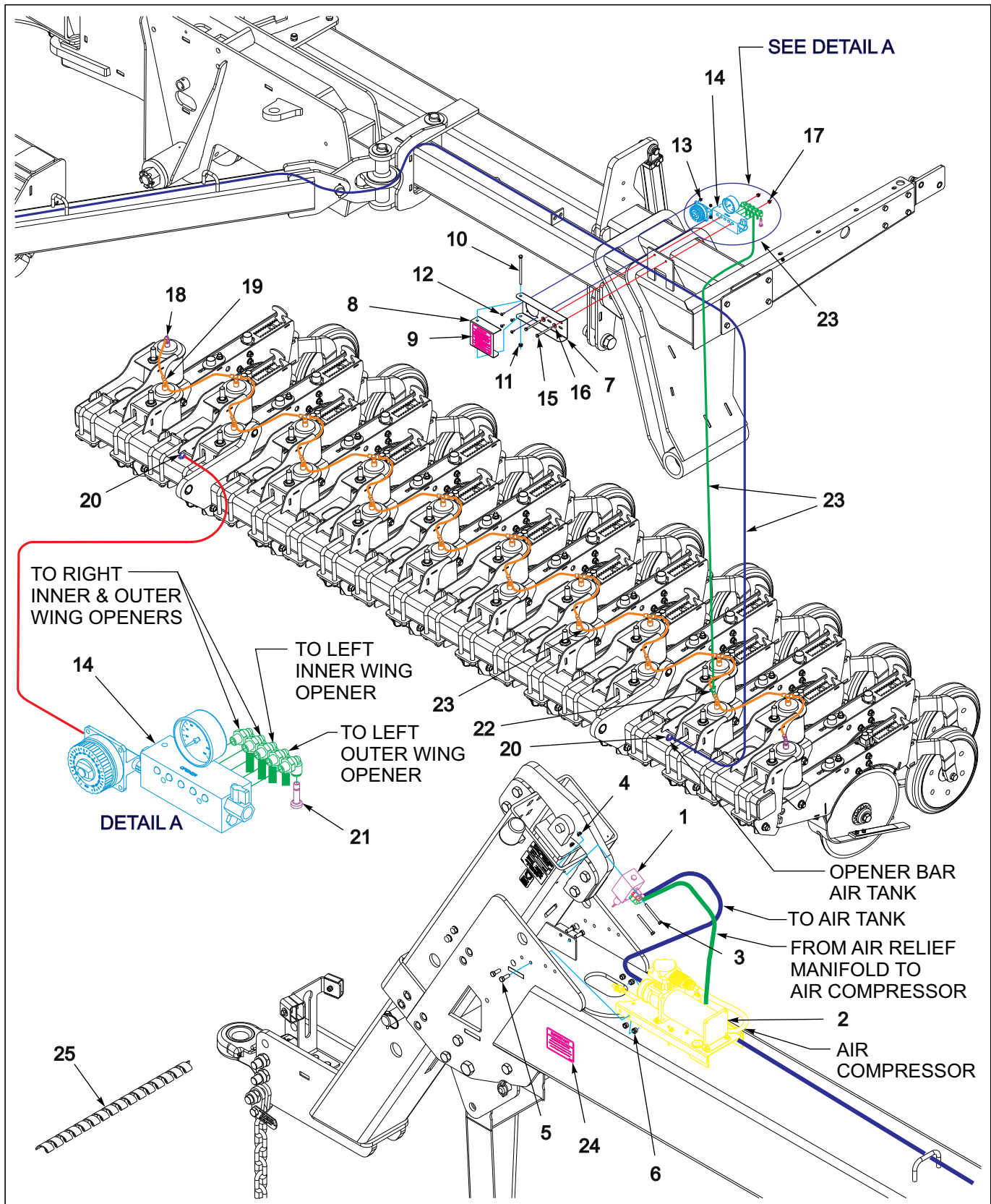


Figure 1-37: Air Opener Assembly

Air Opener Assembly

ITEM	PART NO.	DESCRIPTION	QTY.	
--	208255	OPENER ASSY, AIR 50 X 7.5	*	
--	208256	OPENER ASSY, AIR 50 X 10	*	
1	203025	MANIFOLD, AIR RELIEF (SEE PAGE 1-73)	1	1
2	187518	COMPRESSOR ASSY, AIR 12V (SEE PAGE 1-77)	1	1
3	1-654-010047-13	SCREW HX CP 1/4-20UNCX2-3/4G5	2	2
4	108417	NUT SPIRAL 1/4-20HX FG	2	2
5	1-654-010051-05	SCREW,HEX CAP 3/8-16UNCX1 GR5	4	4
6	1-512-010005-05	NUT, HEX, SLFLKG GRB 3/8-16	4	4
7	211079	MOUNT, REGULATOR	1	1
8	211081	COVER, REGULATOR	1	1
9	211082	DECAL, AIR PRESSURE	1	1
10	1-654-010049-19	SCREW,HEX CP,5/16-18UNCX5 GR5	1	1
11	1-512-010005-03	NUT HEX SLFLKG GRB 5/16-18	1	1
12	1-656-010003076	SCREW,RD HD MACH 10-32X1/2	4	4
13	1-512-010003-05	NUT HEX SLFLKG W/NYL 10-32	4	4
14	207486	MANIFOLD ASSY, CHECK VALVE (SEE PAGE 1-75)	1	1
15	1-654-010047-14	SCREW, HX CP 1/4-20UNCX3 GR5	2	2
16	1-861-010032-07	WASHER,FLAT 1/4 ZP	2	2
17	1-512-010005-01	NUT,HEX,SLFLKG GRB 1/4-20	2	2
18	151590	MALE ELBOW, 1/4 OD X 1/8 NPT	8	8
19	151591	MALE BRANCH TEE,1/4 ODX1/8NPT	72	52
20	187491	MALE ELBOW, 1/4ODX1/4NPT	2	2
21	151593	PLUG, PUSH-TO-CONNECT 1/4	1	1
22	151592	UNION TEE, 1/4 OD TUBE	4	4
23	1-833-010001	TUBING NYLON 1/4 OD	AR	AR
24	211045	DECAL, AIR SYSTEM	1	1
25	212785	SPIRAL LOOM, 1/2" BLACK	4	4

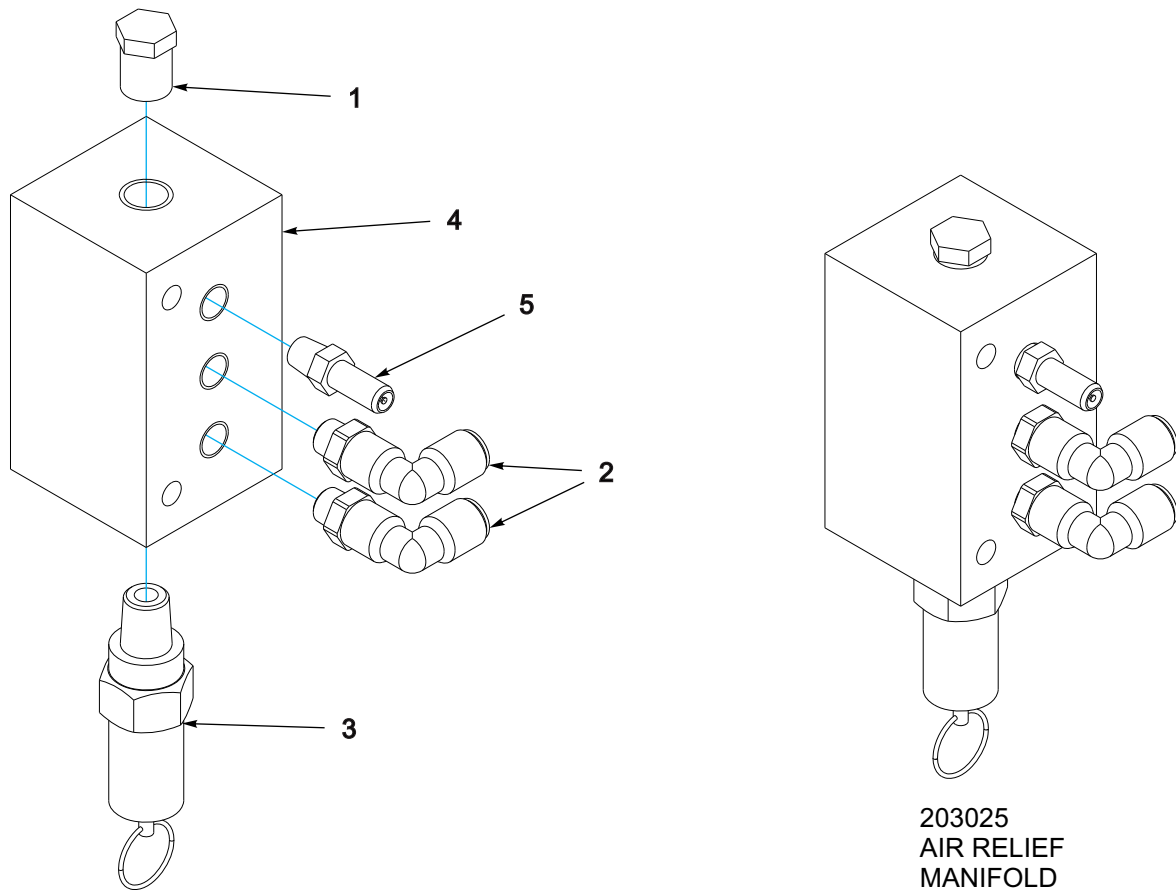


Figure 1-38: Air Relief Manifold Assembly

Air Relief Manifold Assembly

ITEM	PART NO.	DESCRIPTION	QTY.
--	203025	MANIFOLD, AIR RELIEF	
1	1-297-010033-02	FTG, BRASS PLUG HEX 1/4NPT	1
2	151590	MALE ELBOW, 1/4 OD X 1/8 NPT	2
3	151595	VALVE, AIR RELIEF	1
4	151604	MANIFOLD, AIR	1
5	151610	VALVE, SCHRADER AIR 1/8-27NPT	1

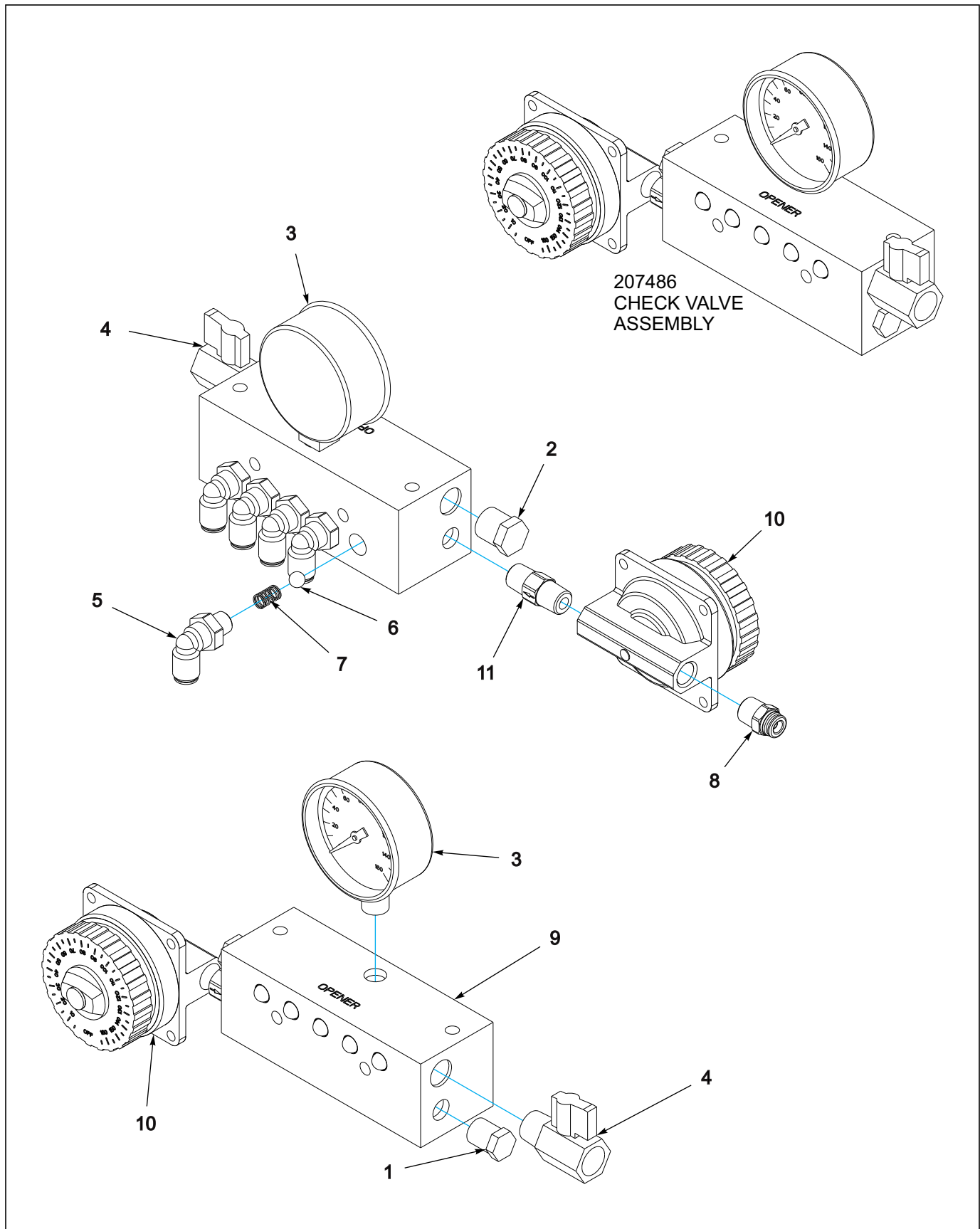


Figure 1-39: Check Valve Manifold Assembly

Check Valve Manifold Assembly

ITEM	PART NO.	DESCRIPTION	QTY.
--	207486	MANIFOLD ASSY, CHECK VALVE	
1	1-297-010033-02	FTG, BRASS PLUG HEX 1/4NPT	1
2	1-297-010033-03	FITTING,BRASS PLUG HEX 3/8NPT	1
3	1-323-010008	GAUGE, PRESSURE, 0-160 PSI	1
4	163578	VALVE MINI BALL AIR 3/8NPT	1
5	187491	MALE ELBOW, 1/4ODX1/4NPT	5
6	215972	BALL, CHECK VALVE	5
7	194604	SPRING, COMPRESSION .30 OD X 1/2 L	5
8	207491	FITTING, AIR 1/4ODX1/4NPT	1
9	207492	MANIFOLD CHECK VLV W/PLUGS ASM	1
10	211062	REGULATOR, W/DIAL	1
11	211080	VALVE, IN-LINE CHECK 1/4MNPT	1

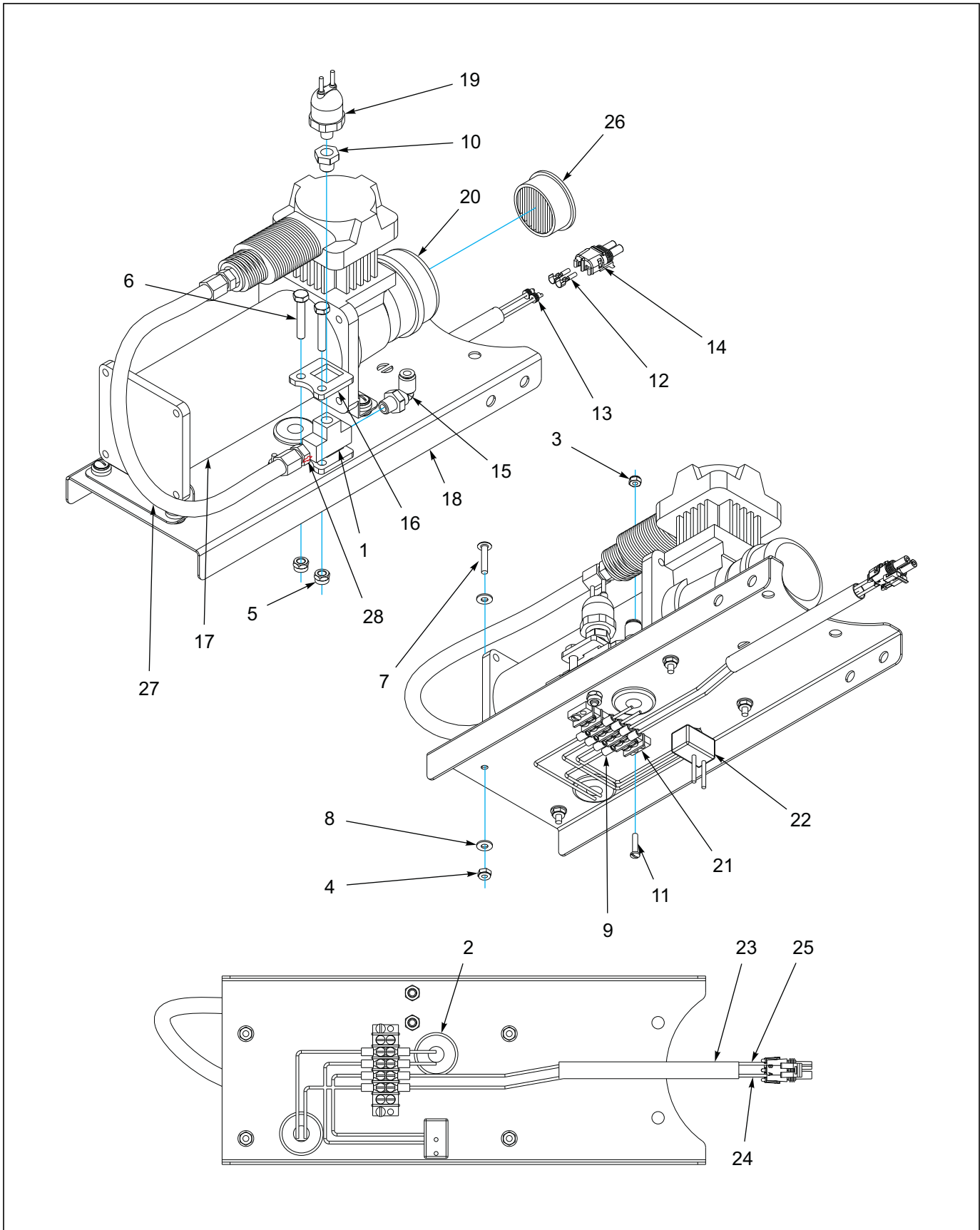


Figure 1-40: 12V Air Compressor Assembly

12v Air Compressor Assembly

ITEM	PART NO.	DESCRIPTION	QTY.
--	187518	COMPRESSOR ASSY, AIR 12V	
1	1-297-010009-02	FITTING,AIR,PIPE TEE 1/4	1
2	1-343-010001	GROMMET RUB 1-3/8ODX3/4IDX1/8	2
3	1-512-010003-03	NUT,HX 8-32,SLF-LKG W/NYL	2
4	1-512-010003-06	NUT,HEX,SLFLKG W/NLY 10-24	4
5	1-512-010005-01	NUT,HEX,SLFLKG GRB 1/4-20	2
6	1-654-010047-08	SCREW HX CP,1/4-20UNCX1-1/2G5	2
7	1-656-010003053	SCREW RD HD MACH 10-24X1	4
8	1-861-010032-03	WASHER, FLAT #10 ZP/CD	8
9	101552	SNAP SPADE,#6 STUD SIZE 14-16	8
10	102-0114	BUSHING,HX 1/4NPTX1/8NPT BRS	1
11	111-0600	SCREW,MACHINE-RD.HD.#8-32X3/4	2
12	139974	TERMINAL FEMALE 16-14AWG (PACKARD)	2
13	154851	SEAL, CABLE WEATHER PACK	2
14	154852	TOWER, 2-PIN WEATHER PACK	1
15	187491	MALE ELBOW, 1/4ODX1/4NPT	1
16	187519	CLAMP PLATE, TEE	2
17	187520	COMPRESSOR, AIR	1
18	187521	MOUNT, AIR COMPRESSOR	1
19	187522	SWITCH, PRESSURE SEALED	1
20	194674	FILTER, AIR	1
21	2-788-010010	TERMINAL STRIP 10-18AWG	1
22	3-272-010017	TOGGLE SWITCH SEALED SPST	1
23	160406	LOOM,1/4"BLK SPIRAL LDPE WIRE	1.5FT
24	1-879-010011	WIRE BLACK 14 AWG	2 FT
25	239-8101-14	WIRE #14 AWG RED 19STRAND	1 FT
26	194675	FILTER, ELEMENT	1
27	224573	HOSE, AIR W/CHECK VALVE	1
28	199396	VALVE, AIR CHECK	1
29	HEHM240	TUBING HEAT SHRINK 1/4" BLACK (NOT SHOWN)	.333
30	203063	KIT, HD COMPRESSOR W/O WIRING (NOT SHOWN) (USE TO REPLACE 154850 COMPRESSOR ASSEMBLY)	1

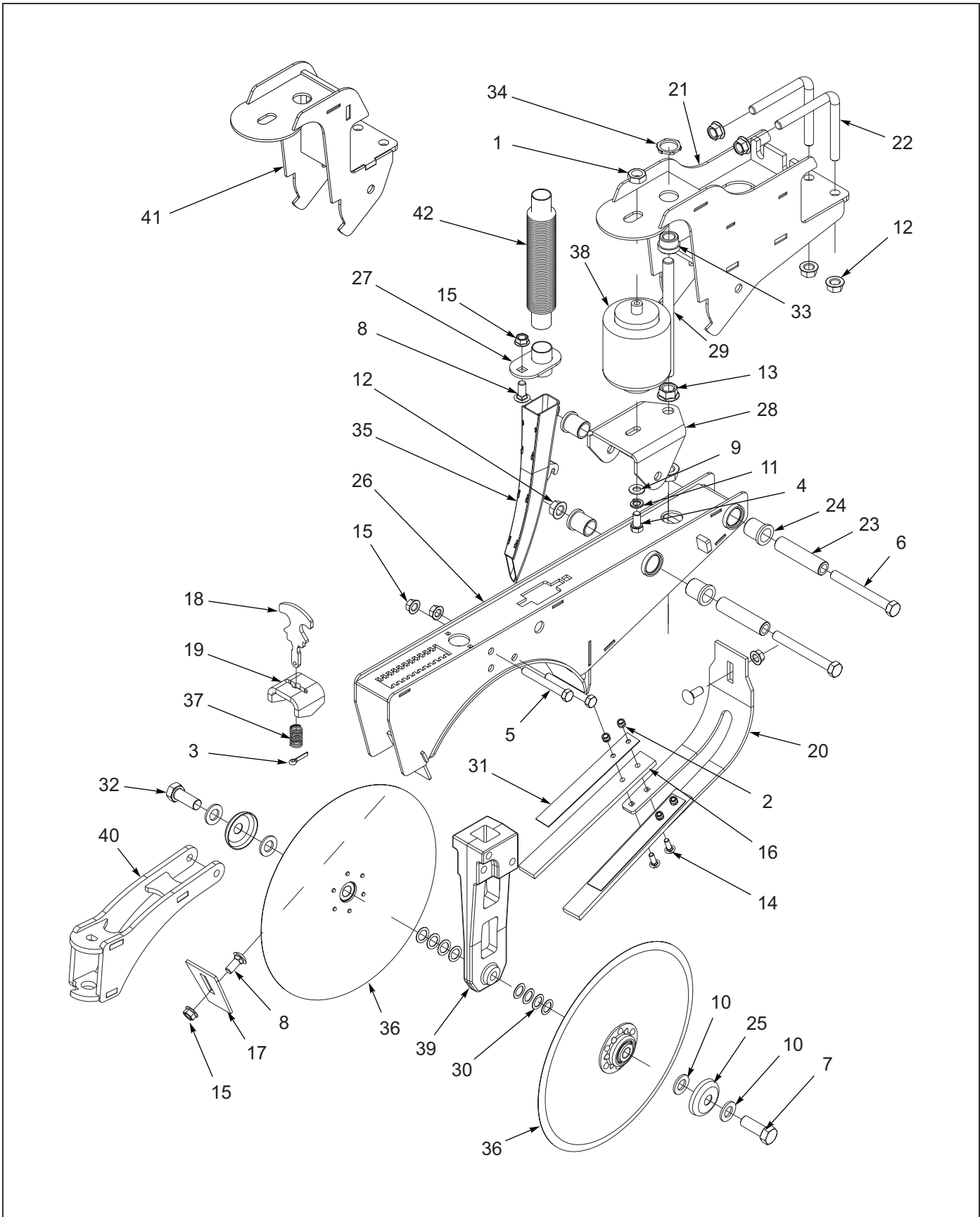


Figure 1-41: Air Opener Assembly

Air Opener Assembly

ITEM	PART NO.	DESCRIPTION	QTY.
--	144316	AIR OPENER ASSEMBLY, SHORT	
--	144317	AIR OPENER ASSEMBLY, LONG (SHOWN)	
1	1-511-010002-08	NUT, HEX JAM 3/4-16 GRB	1
2	1-512-010005-03	NUT, HEX LOCK 5/16-18 GRB	4
3	1-557-010362-59	PIN, COTTER 1/4 X 1	1
4	1-654-010055-01	SCREW, HEX HEAD CAP 1/2-13 X 1 GR5	1
5	1-654-010055-13	SCREW, HEX HEAD CAP 1/2-13 X 4 GR5	3
6	1-654-010059-16	SCREW, HEX HEAD CAP 5/8-11 X 5-1/2	2
7	1-654-010061-05	SCREW, HEX HEAD CAP 3/4-10 X 2 GR5	1
8	1-654-010070-02	SCREW, RD HEAD SQ NECK 1/2-13 X 1-1/4	3
9	1-861-010032-14	WASHER, FLAT 1/2N	1
10	1-861-010032-20	WASHER, FLAT 3/4N	4
11	1-861-010034-13	WASHER, SPLIT LOCK 1/2	1
12	100827	NUT, FLANGE HEAD SERRATED 5/8-11	6
13	103841	NUT, FLANGE PREVAILING TORQUE 3/4-10	2
14	104031	SCREW, RD HEAD SQ NECK 5/16-18 X 1 GR5	4
15	1-510-010003-09	NUT, FLANGE HEAD SERRATED 1/2-13	5
16	143904	STRIP, SOIL	2
17	143910	SCRAPER, OPENER	1
18	143915	HANDLE, PRESS WHEEL ADJ	1
19	143924	STOP, PRESS WHEEL ADJ	1
20	143937	BRACKET, SOIL STRIP	1
21	143963	MOUNT, OPENER LONG	1
22	143966	L-BOLT, 5/8 X 5-1/2 X 5-1/2	2
23	143971	BUSHING, OPENER CLAMP	2
24	144264	BEARING, FLANGE 1"	4
25	144266	COVER, OPENER DUST	2
26	144275	ARM, OPENER	1
27	144328	TUBE, SEED	1
28	144331	PIVOT, AIR SPRING	1
29	144332	ROD, GUIDE	1
30	144335	SHIM, STEEL	8
31	144336	STRIP, SOIL BACKING	2
32	144337	SCREW, HEX HEAD CAP LH 3/4-10 X 2 GR5	1
33	144348	BUSHING, GUIDE ROD	1
34	144349	LOCKNUT, 1" CONDUIT	1
35	151543	TUBE, SEED	1
36	143880	DISC BLADE ASSEMBLY 15.8 X 138	2
37	143898	SPRING, COMPRESSION, 2-1/2	1
38	144237	SPRING, AIR 4.1 DIA	1
39	144324	BAR, CASTING OPENER	1
40	143920	SWIVEL, PRESSWHEEL	1
41	143962	MOUNT, OPENER SHORT	1
42	172739	HOSE, SEED TUBE (NON-MONITOR)	1

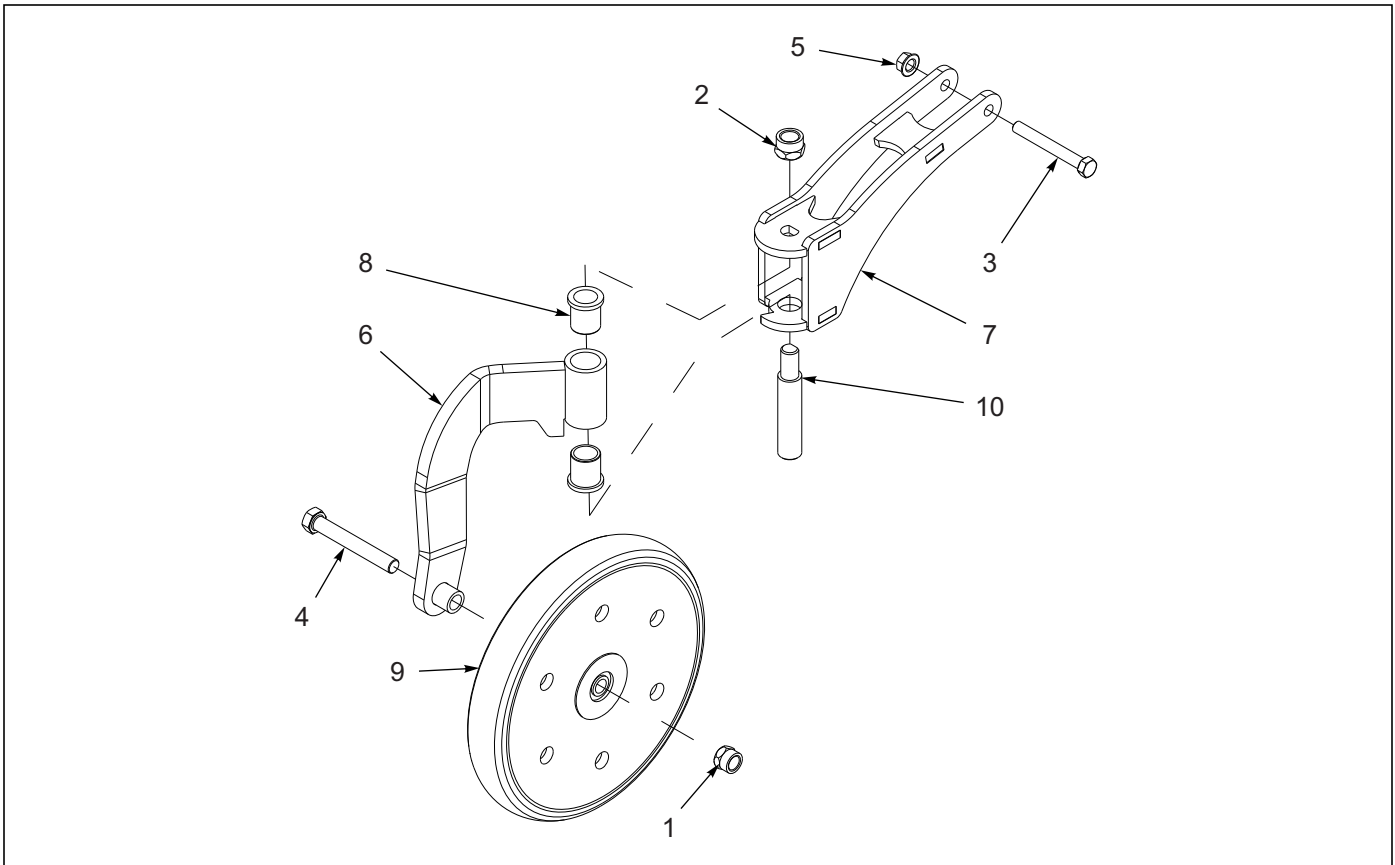


Figure 1-42: Smooth Press Wheel Assembly 2 x 13

Smooth Press Wheel Assembly

ITEM	PART NO.	DESCRIPTION	QTY.
--	144313	PRESS WHEEL ASSEMBLY, SMOOTH 2 X 13 (ITEMS 1, 4, 6, 8-9)	
1	1-512-010005-13	NUT, HEX LOCK 5/8-11 GRB	2
2	1-512-010005-15	NUT, HEX LOCK 3/4-10 GRB	1
3	1-654-010055-13	SCREW, HEX HEAD CAP 1/2-13 X 4 GR5	1
4	1-654-010059-14	SCREW, HEX HEAD CAP 5/8-11 X 4-1/2 GR5	1
5	1-510-010003-09	NUT, HEX FLANGE SPIRALOCK 1/2-13	1
6	143906	ARM, PRESS WHEEL	1
7	143920	SWIVEL, PRESS WHEEL	1
8	144264	BEARING, FLANGE 1"	2
9	144271	PRESS WHEEL, SMOOTH 2 X 13	1
10	151530	PIN, PRESS WHEEL ARM	1

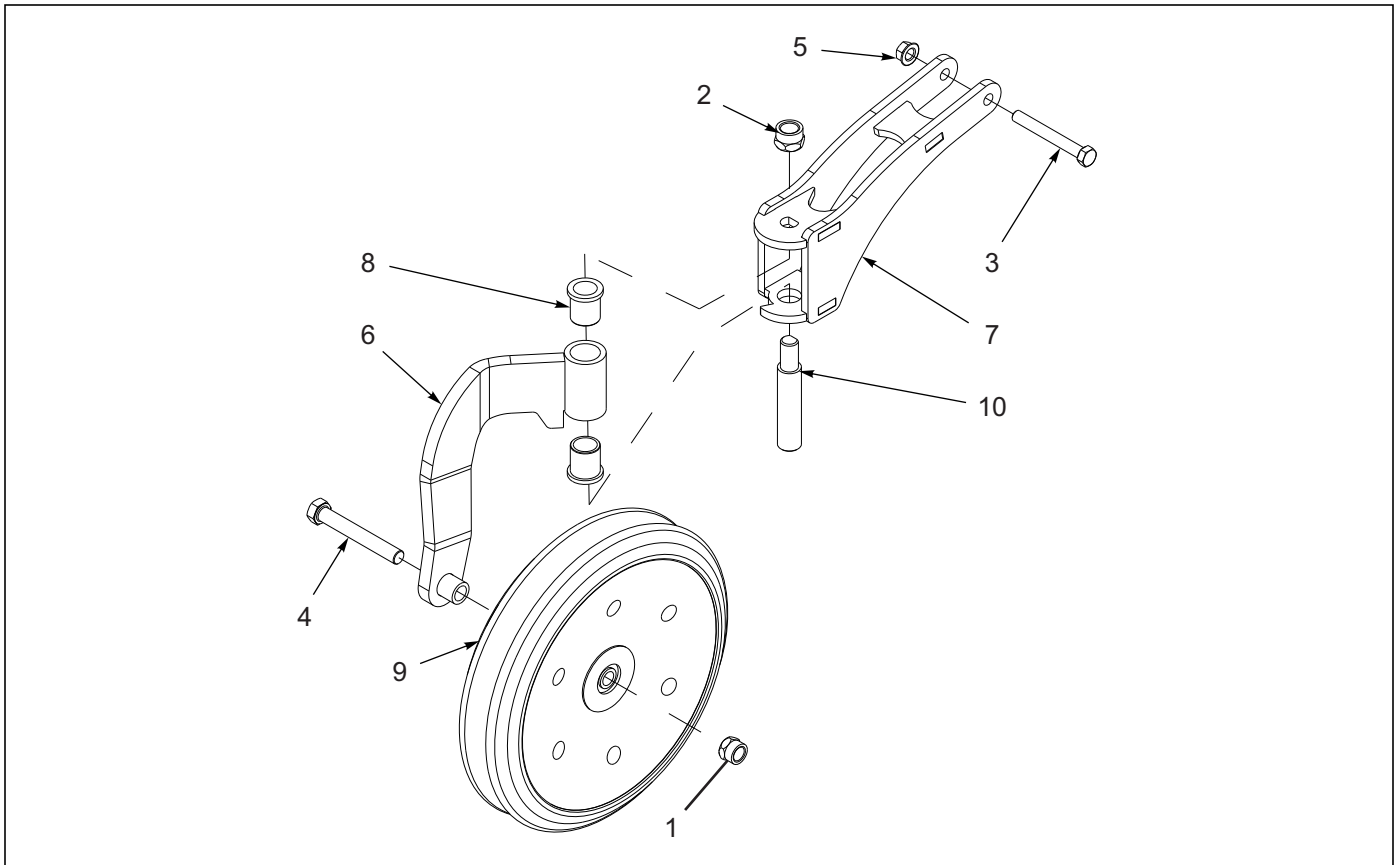


Figure 1-43: Double Rib Press Wheel Assembly 3 x 13

Double Rib Press Wheel Assembly

ITEM	PART NO.	DESCRIPTION	QTY.
--	144314	PRESS WHEEL ASSEMBLY, DOUBLE RIB 3 X 13 (ITEMS 1, 4, 6, 8-9)	
1	1-512-010005-13	NUT, HEX LOCK 5/8-11 GRB	1
2	1-512-010005-15	NUT, HEX LOCK 3/4-10 GRB	1
3	1-654-010055-13	SCREW, HEX HEAD CAP 1/2-13 X 4 GR5	1
4	1-654-010059-14	SCREW, HEX HEAD CAP 5/8-11 X 4-1/2 GR5	1
5	1-510-010003-09	NUT, HEX FLANGE SPIRALOCK 1/2-13	1
6	143906	ARM, PRESS WHEEL	1
7	143920	SWIVEL, PRESS WHEEL	1
8	144264	BEARING, FLANGE 1"	2
9	144272	PRESS WHEEL, DOUBLE RIB 3 X 13	1
10	151530	PIN, PRESS WHEEL ARM	1

Rebounder Assembly

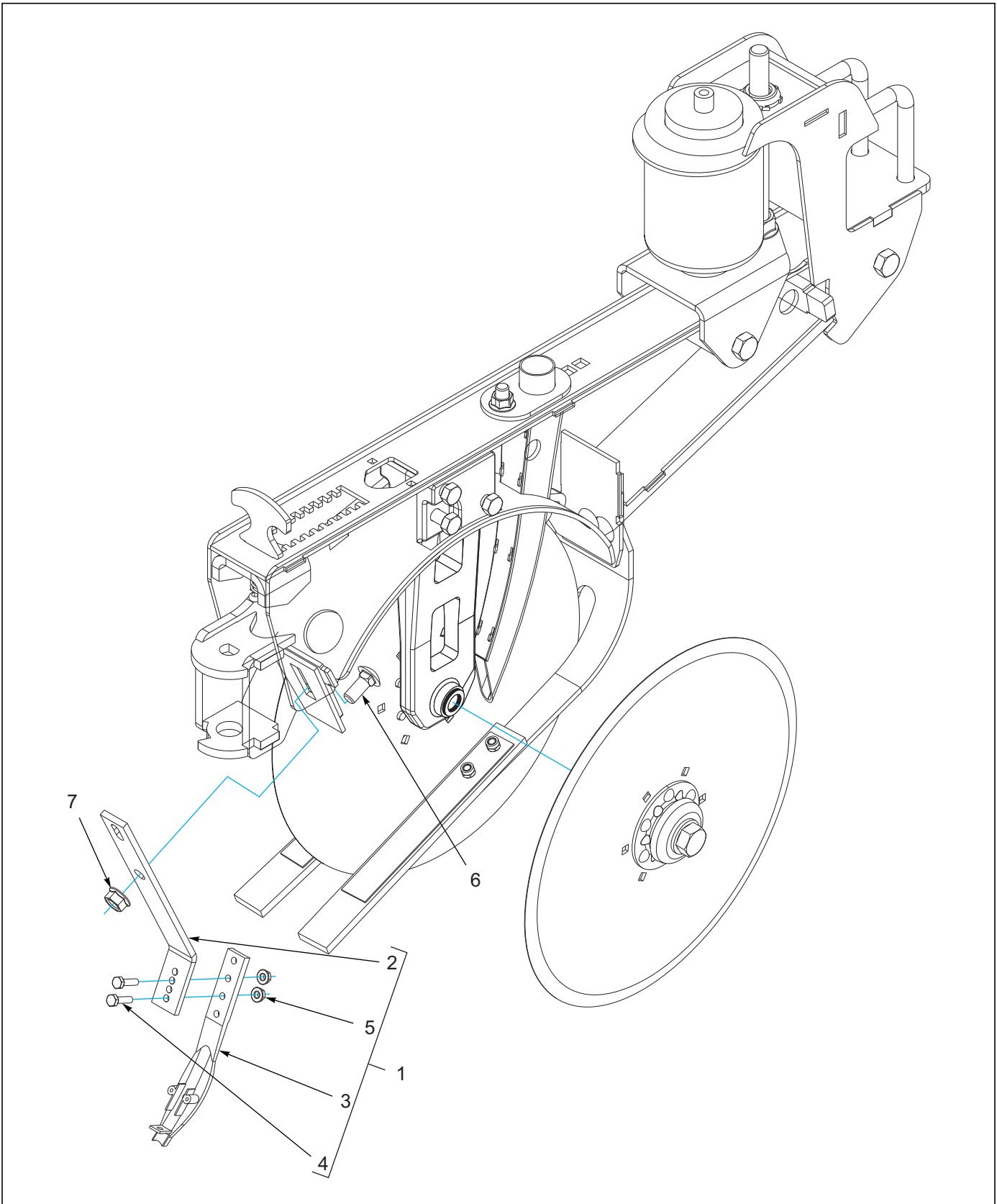


Figure 1-44: Rebounder Assembly

Rebounder Assembly

ITEM	PART NO.	DESCRIPTION	QTY.
1	224584	ASSY, REBOUNDER W/MOUNT (INCLUDES ITEMS 2-5	
2	224587	BRACKET, REBOUNDER MOUNT ASSY	1
3	224585	REBOUNDER, ORANGE	1
4	1-654-010047-06	SCREW,HX CP 1/4-20UNCX1 GR5	2
5	142779	NUT,FLANG SERRATED 1/4-20	2
6	1-654-010070-02	SCREW 1/2-13X1-1/4 RD HD SQNK	1
7	1-510-010003-09	NUT,1/2-13 FLANGE HD,SERRATED	1

Point Row Clutch Assemblies

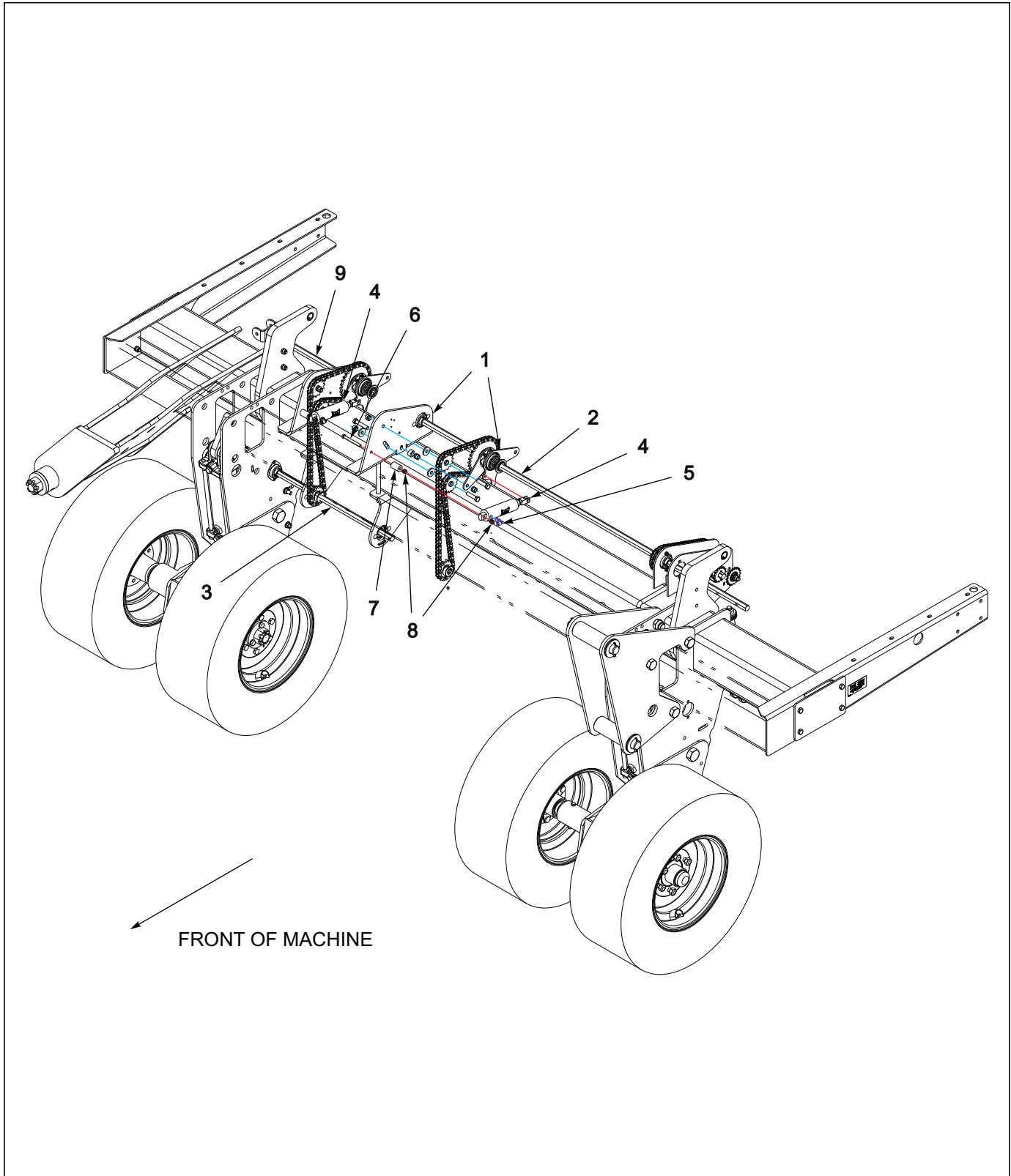


Figure 1-45: Point Row Clutch Assembly (1 of 2)

Point Row Clutch Assembly (1 of 2)

ITEM	PART NO.	DESCRIPTION	QTY.
1	-----	DRIVE ASSEMBLY (REFER TO PAGE 1-23 AND PAGE 1-39)	
2	144181	SHAFT, 7/8 HEX, 72-1/4 L	2
3	153857	SHAFT, 7/8 HEX, 34L	2
4	3-238-010007	CYLINDER AIR 1-3/4 BORE	4
5	187491	MALE ELBOW, 1/4ODX1/4NPT	8
6	141807	SCREW 3/8-16UNCX3-1/2 ALLTHRD	2
7	211084	SPACER, 1 X 3/8 X 1-1/2L	2
8	1-512-010005-05	NUT, HEX, SLFLKG GRB 3/8-16	4
9	144182	SHAFT,7/8 HEX, 21-5/8 L	2

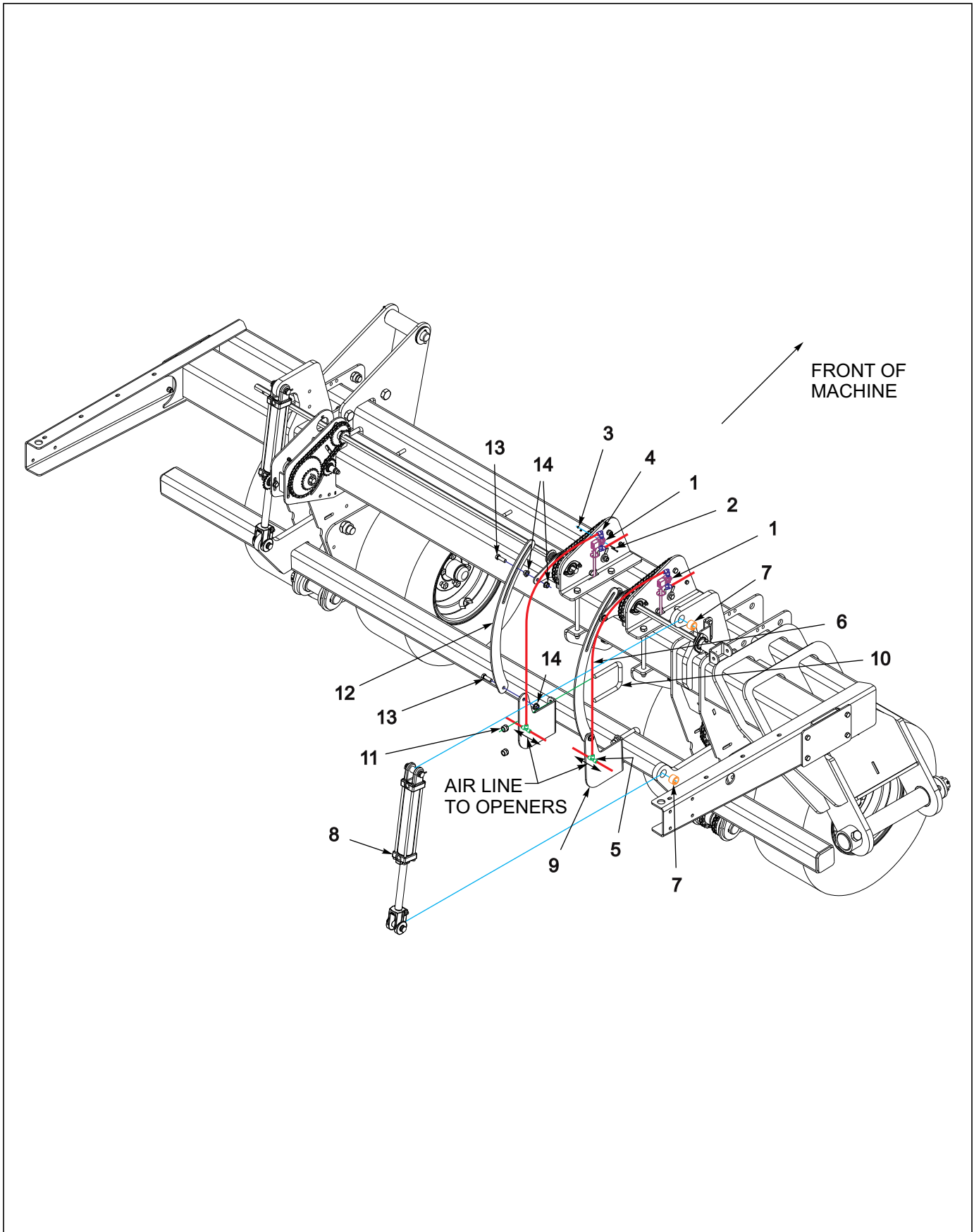


Figure 1-46: Point Row Clutch Assembly (2 fo 2)

Point Row Clutch Assembly (2 of 2)

ITEM	PART NO.	DESCRIPTION	QTY.
1	209793	VALVE, AIR SOLENOID 3/2 ASSY	4
2	130689	SCREW SLT PAN HD #4-40X1-1/4	8
3	103-0633	NUT, ESNA #4-40 ZP	8
4	151590	MALE ELBOW, 1/4 OD X 1/8 NPT	8
5	151592	UNION TEE, 1/4 OD TUBE	4
6	1-833-010001	TUBING NYLON 1/4 OD	AR
7	192890	BUSHING 1-3/8ODX1 IDX1 STEEL	4
8	208260	CYLINDER, 2X8	8
9	186234	MOUNT, CLUTCH LINK	4
10	6-102-010009	U-BOLT RIGID GA WHEEL	4
11	1-512-010005-13	NUT,HEX SLFLKG GRB 5/8-11	8
12	211085	LINK, CURVED POINT ROW	8
13	1-654-010055-03	SCREW,HEX CAP,1/2-13UNCX1-1/2	8
14	1-510-010003-09	NUT,1/2-13 FLANGE HD,SERRATED	12

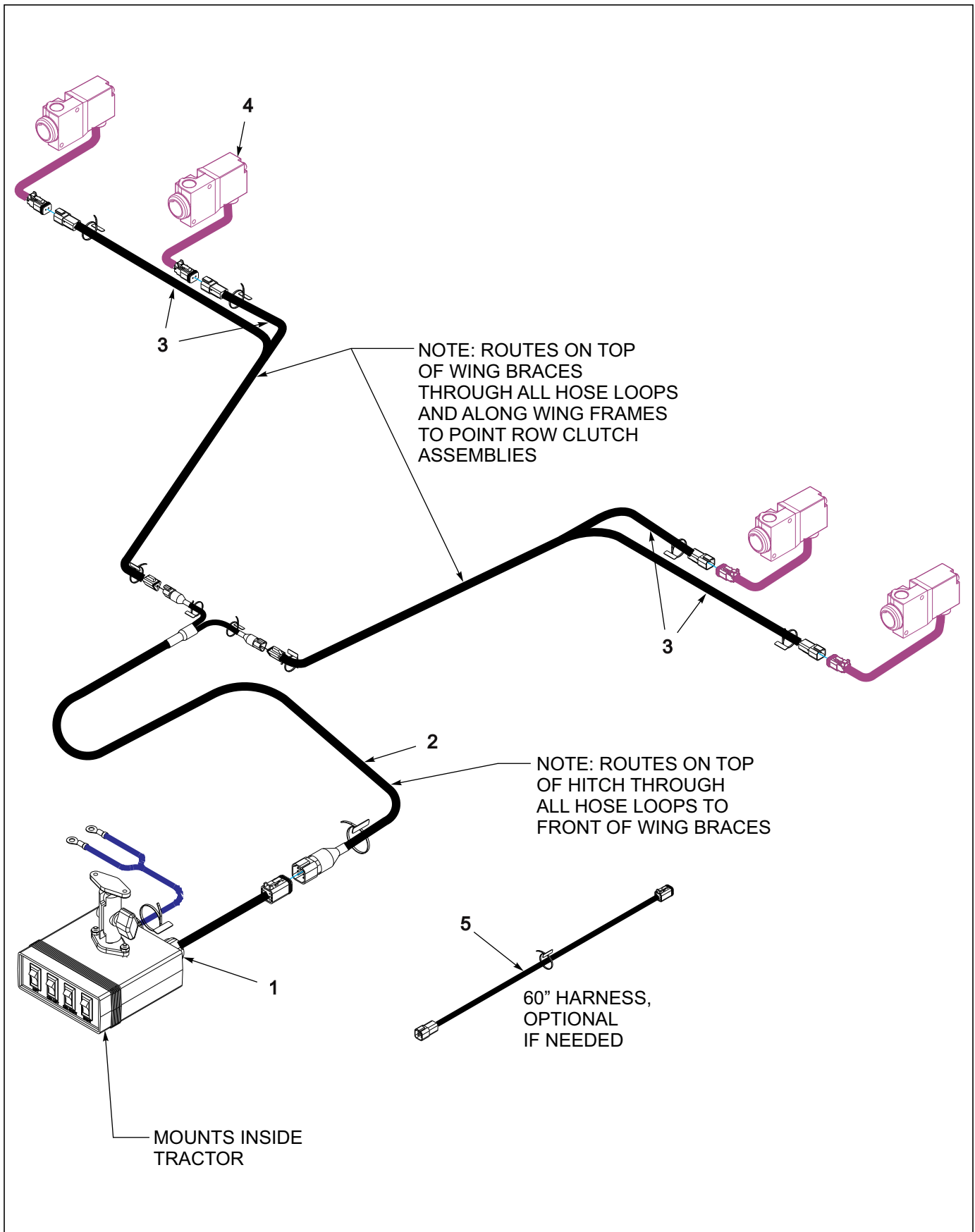


Figure 1-47: Point Row Clutch Electrical Assembly

Point Row Clutch Electrical Assembly

ITEM	PART NO.	DESCRIPTION	QTY.
1	211087	CONSOLE 4SWITCH POINT ROW ASSY	1
2	211089	HARNESS, MAIN POINT ROW ASSY	1
3	211090	HARNESS, WING POINT ROW ASSY	2
4	209793	VALVE, AIR SOLENOID 3/2 ASSY	4
5	203030	HARNESS ASSY POINT ROW EXT 60"	1

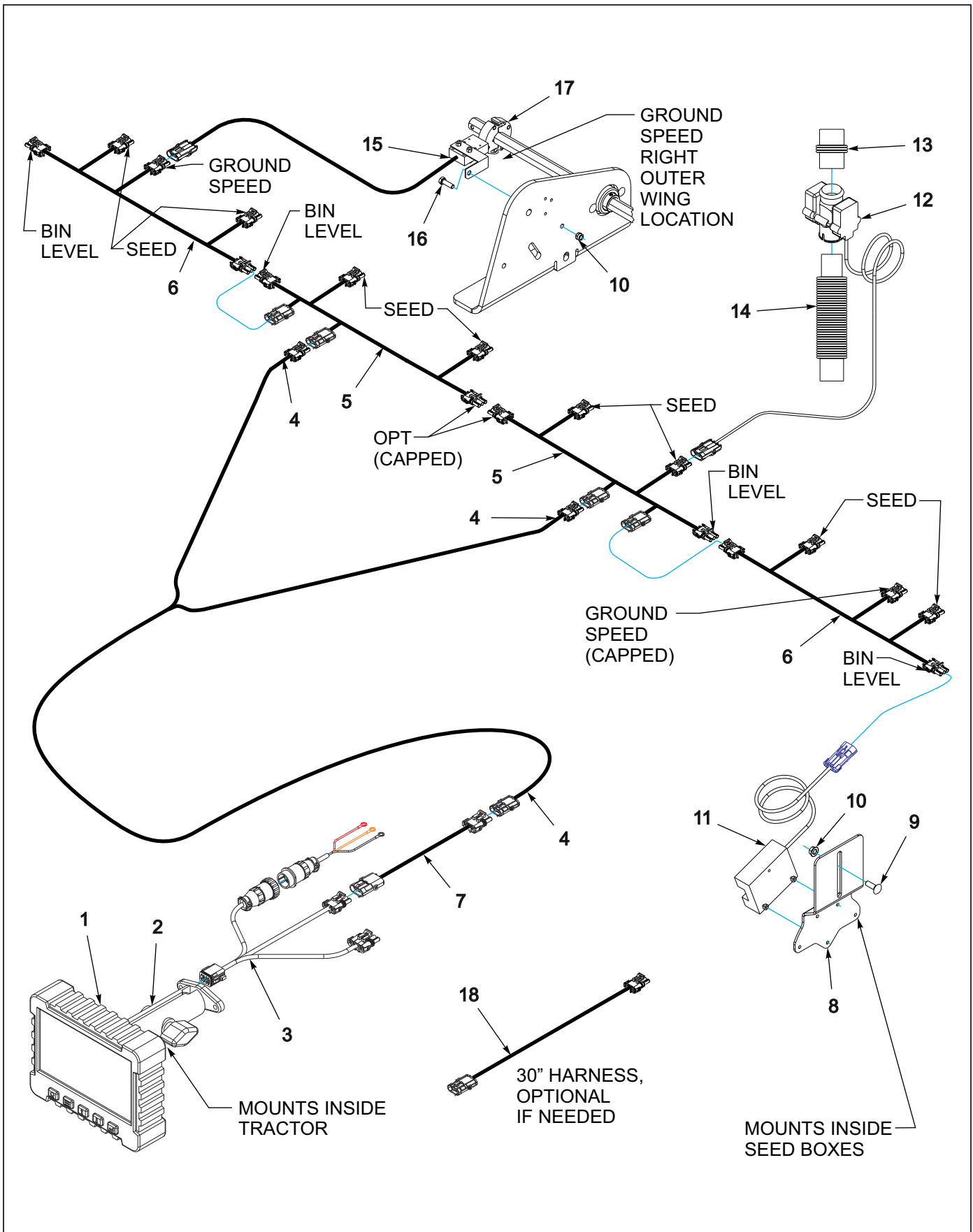


Figure 1-48: Drill Monitor Assembly

Drill Monitor Assembly

ITEM	PART NO.	DESCRIPTION	QTY.
--	208278	DRILL MONITOR KIT, 5540-50	
1	222320	MONITOR ASSY, DRILL (INCLUDES ITEM 2, LESS CABLES)	1
2	174434	MOUNT, LOUP II MONITOR	1
3	222321	CABLE, MONITOR POWER ELITE	1
4	208279	HARNESS, DRILL MONITOR HITCH	1
5	208280	HARNESS, DRILL MONITOR INNER	2
6	208281	HARNESS, DRILL MONITOR OUTER	2
7	176657	HARNESS, DRILL MONITOR 14'	1
8	174400	BRACKET, BIN LEVEL SENSOR	3
9	104031	SCREW,RDHD,SQNK 5/16-18X1 GR5	3
10	126561	NUT,FLG HD,SERRATED,5/16-18ZP	3
11	174399	SENSOR, BIN LEVEL	4
12	174414	SENSOR, POPULATION	8
13	176566	HOSE, SEED 2-1/2" (USED ON TOP OF SENSOR)	8
14	179773	HOSE, SEED (USED ON BOTTOM OF SENSOR)	8
15	174419	SENSOR, SMART SHAFT	1
16	144268	SCREW 5/16-18UNCX3/4FLG HD ZP	1
17	174420	ACTUATOR, 7/8 HEX	1
18	2-368-010274	HARNESS, 30 INCH EXT	1

Small Seed Box Assemblies

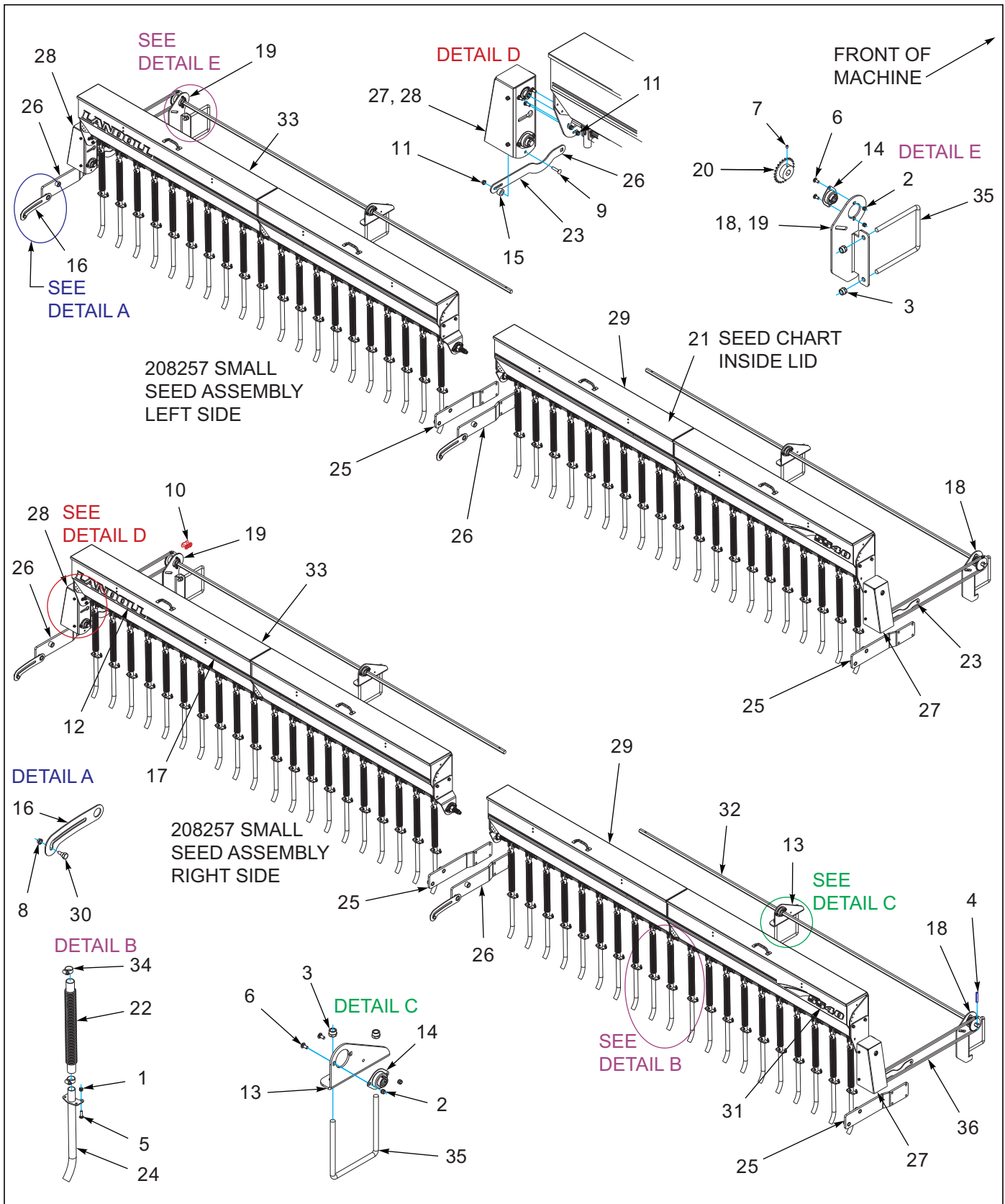


Figure 1-49: Small Seed Box Assembly

Small Seed Box Assembly

ITEM	PART NO.	DESCRIPTION	QTY.
--	208257	SMALL SEED ASSY, 50X7.5	
1	1-512-010005-01	NUT,HEX,SLFLKG GRB 1/4-20	160
2	1-512-010005-03	NUT HEX SLFLKG GRB 5/16-18	16
3	1-512-010005-13	NUT,HEX SLFLKG GRB 5/8-11	16
4	1-647-010004217	SPRING PIN, SLOTTED 1/4X1-1/2	4
5	1-654-010158-02	SCREW,RHD,SQ NCK 1/4-20UNCX1	160
6	105909	SCREW,RDHD,SQNCK,5/16-18X3/4	16
7	107-0975	SCREW SET LOCK 5/16-18X3/8LG	4
8	107470	NUT,SPIRALOCK 3/8-16HX	4
9	110993	SCREW RDHD SQNK 5/16-18X1-1/2	4
10	119716	CONNECTING LINK #40 CHAIN	4
11	126561	NUT,FLG HD,SERRATED,5/16-18ZP	4
12	141260	DECAL, LANDOLL	2
13	144053	MOUNT, BEARING SEED SHAFT	4
14	144060	BEARING .875 HEX BORE, 2-BOLT	8
15	144086	SPACER 1 X 9/16 X 17/32	4
16	151513	LATCH, WALKBOARD	4
17	151539	DECAL, STRIPE 1" X 54"	8
18	158309	BRACKET, GRASS SEED RIGHT	2
19	158310	BRACKET, GRASS SEED LEFT	2
20	174409	SPROCKET, #40X24, 7/8 HEX	4
21	174412	DECAL, SMALL SEED RATE	1
22	174413	HOSE, SMALL SEED	80
23	176565	BRACKET, CHAIN ADJUSTMENT	4
24	176569	TUBE, SMALL SEED WLDMT	80
25	176590	MOUNT WALKBOARD RIGHT EXT WLDMT	4
26	176591	MOUNT WALKBOARD LEFT EXT WLDMT	4
27	176605	BEARING ASSY, SEED SHAFT RT (SEE PAGE 1-99)	2
28	176606	BEARING ASSY, SEED SHAFT LT (SEE PAGE 1-101)	2
29	176619	SEED BOX ASSY 12-1/2' (SEE PAGE 1-95)	2
30	2-095-010017	BOLT, SHOULDER HEX HEAD	4
31	208182	DECAL, MODEL 5540	2
32	214891	SHAFT, 7/8 HEX, 122 L	4
33	224650	SEED BOX ASSY 12-1/2' (SEE PAGE 1-95)	2
34	42H12	CLAMP, HOSE, 3/4 NOMINAL	160
35	70593063	U-BOLT	8
36	176664	ROLLER CHAIN, #40X164P 82L	4

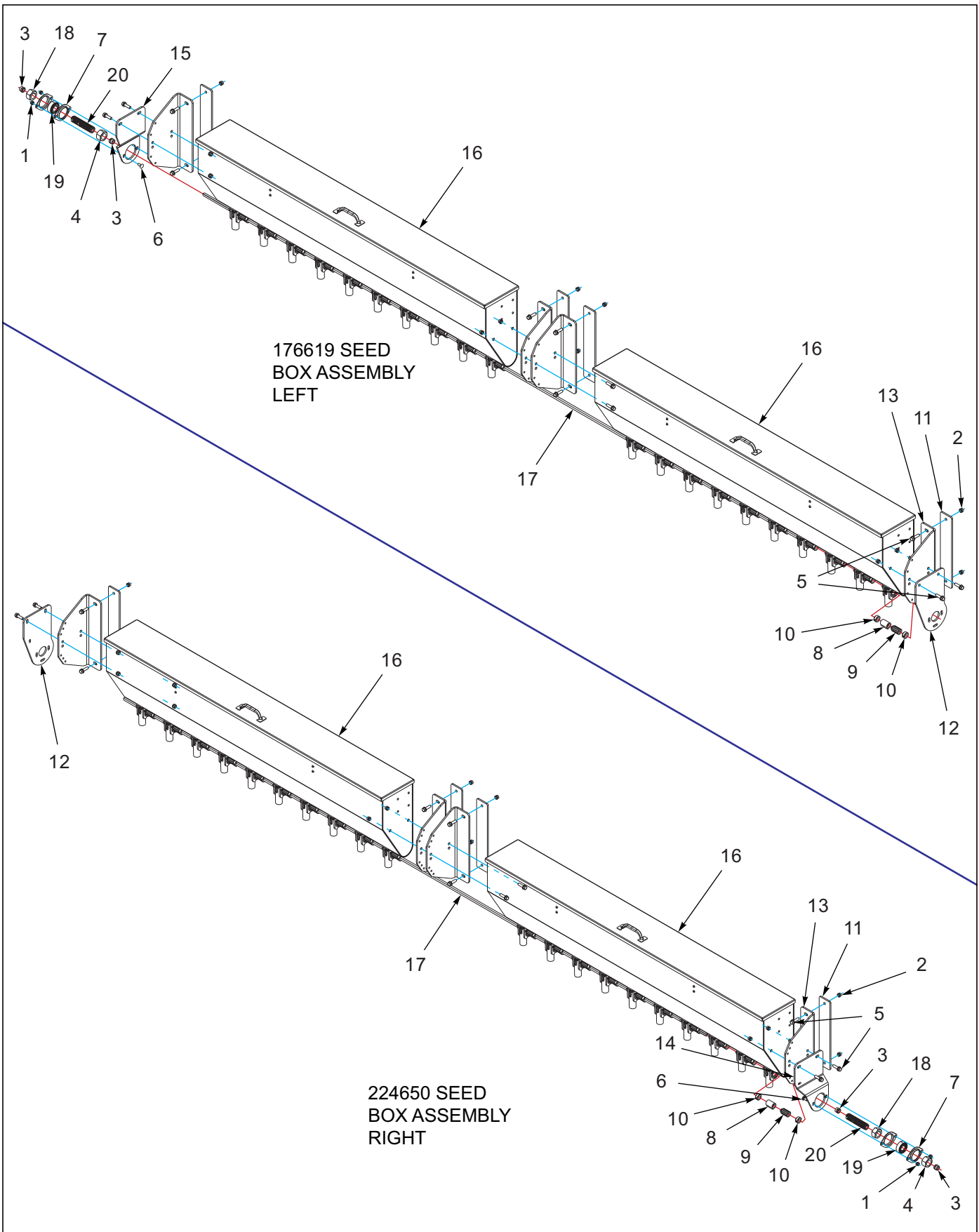


Figure 1-50: Seed Box Assembly

Seed Box Assembly

ITEM	PART NO.	DESCRIPTION	QTY.	
--	224650	SEED BOX ASSY 12-1/2'	*	
--	176619	SEED BOX ASSY 12-1/2'	*	
1	1-512-010005-03	NUT HEX SLFLKG GRB 5/16-18	2	2
2	1-512-010005-05	NUT, HEX, SLFLKG GRB 3/8-16	14	14
3	1-512-010005-09	NUT,HEX,SLFLKG, 1/2-13 GRB	2	2
4	1-512-010007-14	NUT, HEX 1-8 GR2 ZP	1	1
5	1-655-010003-06	SCREW FLG HD 3/8-16X1-1/4 GR8	14	14
6	105909	SCREW,RDHD,SQNCK,5/16-18X3/4	2	2
7	143901	FLANGE, BEARING 2-HOLE	2	2
8	155871	METER, FEED CUT OFF	20	20
9	155873	METER, FEED ROLL	20	20
10	159041	COLLAR, SHAFT SET, 9/16 RD	40	40
11	176552	PLATE, MOUNTING	4	4
12	176554	MOUNT, DRIVE SMALL SEED	1	1
13	176555	MOUNT, SMALL SEED BOX	4	4
14	176556	MOUNT, SMALL SEED ADJ RIGHT	1	--
15	176557	MOUNT, SMALL SEED ADJ LEFT	--	1
16	176584	SEEDBOX ASSY, 64-3/8 (SEE PAGE 1-97)	2	2
17	176667	SHAFT, 3/8 SQ X 136 W/THDS	1	1
18	4D402	NUT SEED RATE ADJUSTING	1	1
19	4D413	BEARING,1" BORE	1	1
20	9J433	ADJUSTING SCREW	1	1

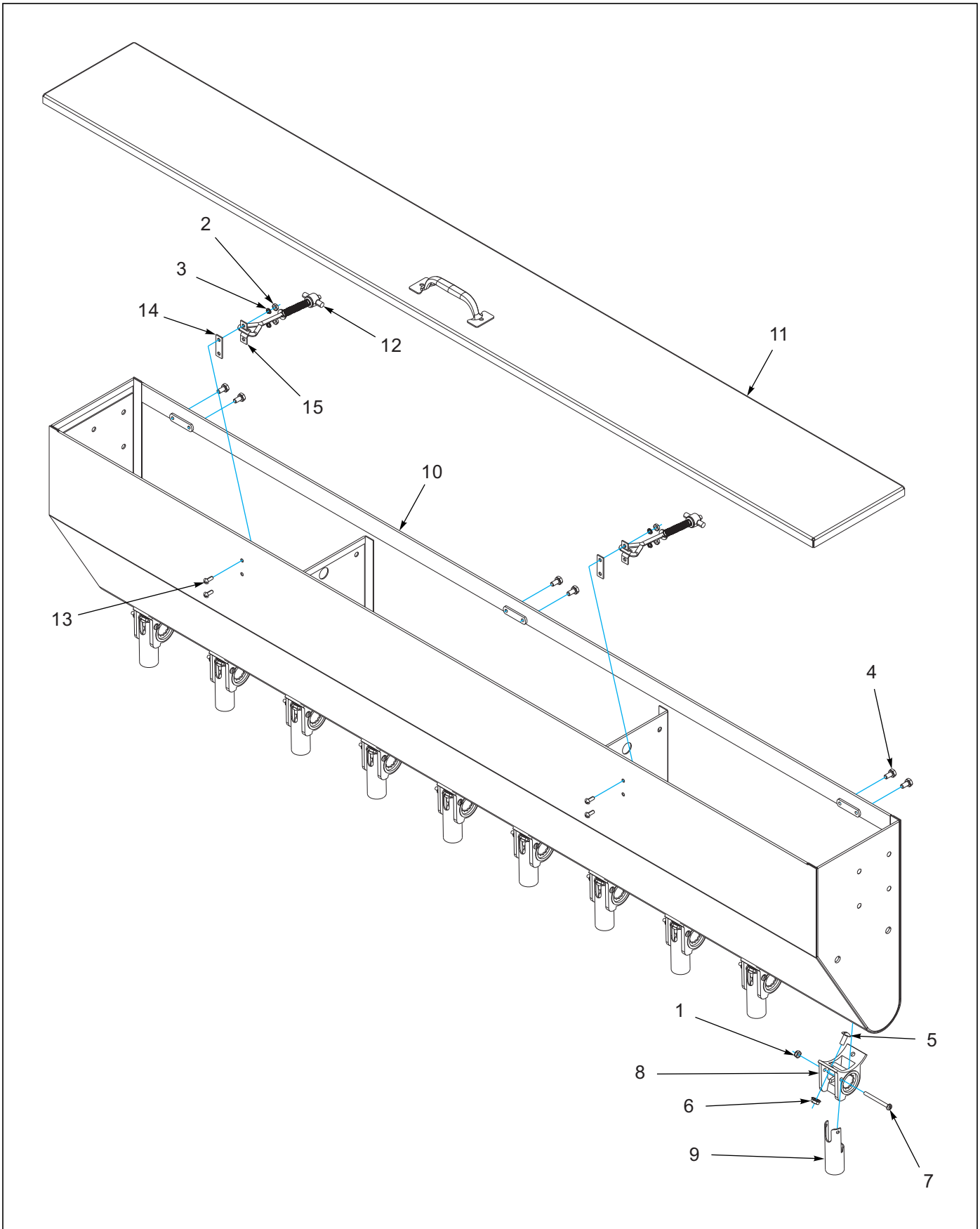


Figure 1-51: Box Assembly

Box Assembly

ITEM	PART NO.	DESCRIPTION	QTY.
--	176584	SEEDBOX ASSY, 64-3/8	
1	1-512-010003-05	NUT HEX SLFLKG W/NYL 10-32	10
2	1-512-010007-03	NUT, HEX 10-24 GR2 ZP	4
3	1-861-010034-07	WASHER,LKG,HLCL SPR, NO 10	4
4	104877	SCREW,HX CP,1/4-20UNCX1/2 GR5	6
5	108213	SCREW RD HD MACH 1/4-20X5/8	20
6	108417	NUT SPIRAL 1/4-20HX FG	20
7	132554	SCREW-PAN HD PHH #10-32X2 ZP	10
8	155874	METER, PLASTIC CUP W/HOLE	10
9	172656	TUBE, GRASS SEED METER	10
10	176575	SEEDBOX, SMALL SEED 64-3/8	1
11	176578	COVER, SEEDBOX 64-3/8	1
12	1C199	COVER LOCK ASSY	2
13	1C213	STOVE BOLT #10-24X1/2 RD HD ZP	4
14	7D937	WEAR STRIP	2
15	7D938	COVER LOCK CLIP	2

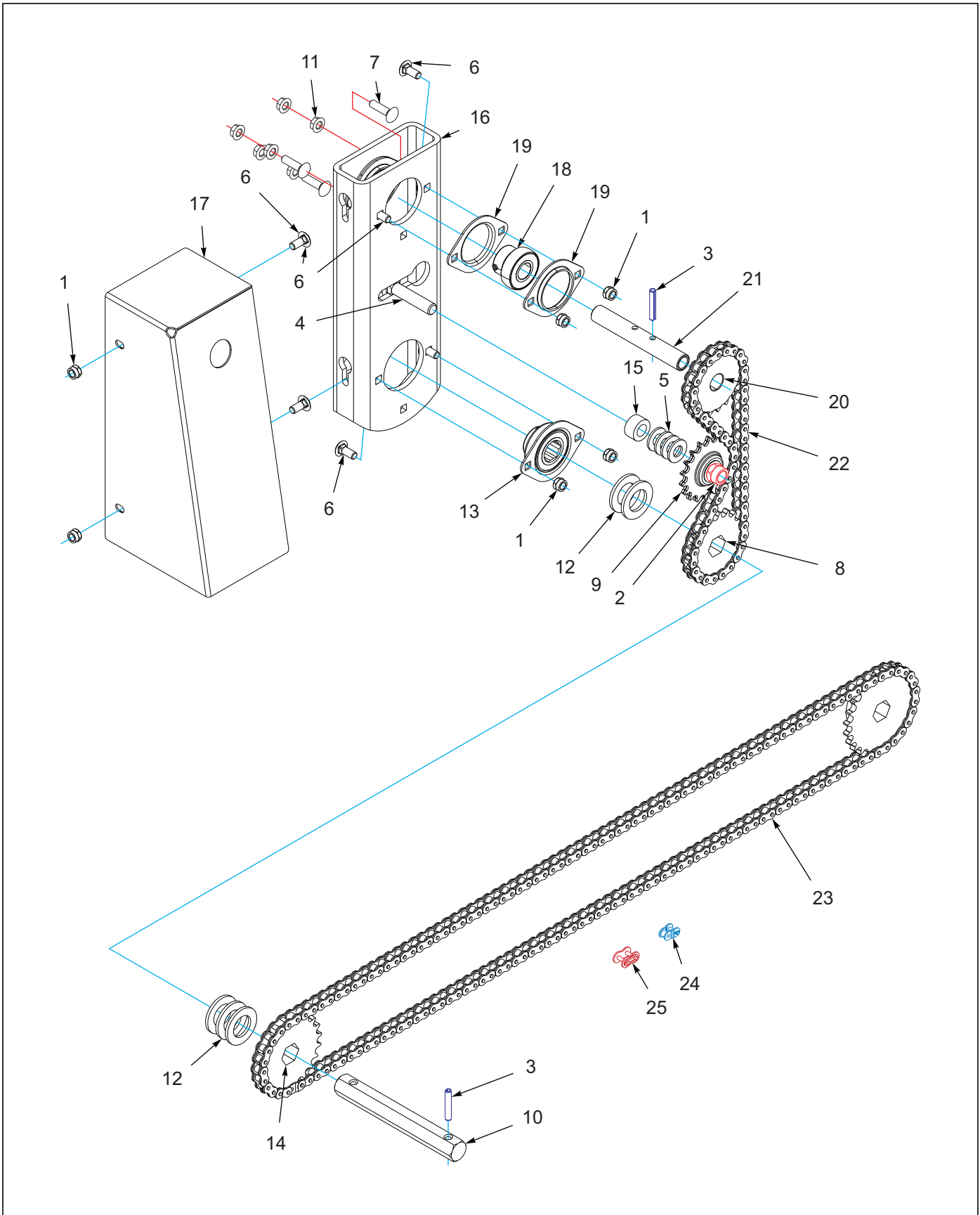


Figure 1-52: Seed Shaft Bearing Assembly, Right

Seed Shaft Bearing Assembly, Right

ITEM	PART NO.	DESCRIPTION	QTY.
--	176605	BEARING ASSEMBLY, SEED SHAFT RIGHT	
1	1-512-010005-03	NUT, HEX LOCK 5/16-18 GRB	2
2	1-512-010005-09	NUT, HEX LOCK 1/2-13 GRB	2
3	1-647-010004217	SPRING PIN, SLOTTED 1/4 X 1-1/2	2
4	1-654-010070-07	SCREW, RD HEAD SQ NECK 1/2-13 X 2-1/2	1
5	1-861-010032-14	WASHER, FLAT 1/2" N ZP/CD	2
6	105909	SCREW, RD HEAD SQ NECK 5/16-18 X 3/4	2
7	111-1267	SCREW, RD HEAD SQ NECK 5/16-18 X 1-1/4 GR5	3
8	122827	SPROCKET, TRANSMISSION 19T	1
9	122871	SPROCKET, TRANSMISSION IDLER	3
10	125777	SHAFT, HEX 7/8 X 7	1
11	126561	NUT, FLANGE HEAD SERRATED, 5/16-18	34
12	141238	WASHER, SPINDLE	5
13	144060	BEARING, 7/8 HEX BORE 2 BOLT	2
14	144082	SPROCKET, TRANS 40 X 22T	1
15	144086	SPACER, 1 X 9/16 X 17/32	1
16	168906	BEARING MOUNT, SEED SHAFT	1
17	176567	SHIELD, SMALL SEED RIGHT	1
18	1D598	BEARING AND COLLAR 3/4	2
19	2K503	FLANGETTE, 2 BOLT	4
20	3P115	SPROCKET, #40B19 X 3/4" BORE	1
21	6K516	DRIVE TUBE	1
22	176627	ROLLER CHAIN, #40X57P 28-1/2L	1
23	176664	ROLLER CHAIN, #40X164P 82L	1
24	163981	OFFSET LINK #40	1
25	119716	CONNECTING LINK #40 CHAIN	1

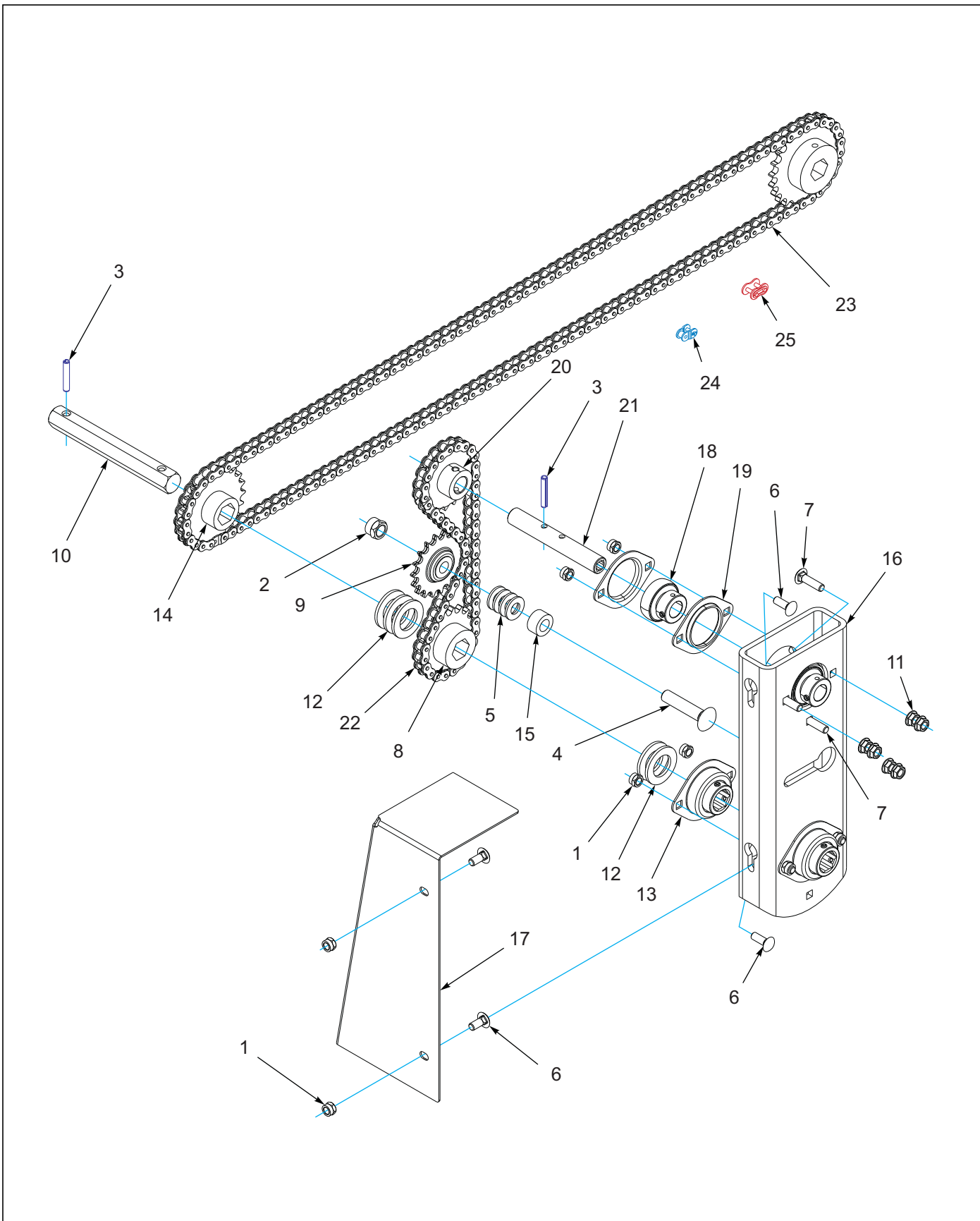


Figure 1-53: Seed Shaft Bearing Assembly, Left

Seed Shaft Bearing Assembly, Left

ITEM	PART NO.	DESCRIPTION	QTY.
--	176606	BEARING ASSEMBLY, SEED SHAFT LEFT	
1	1-512-010005-03	NUT, HEX LOCK 5/16-18 GRB	2
2	1-512-010005-09	NUT, HEX LOCK 1/2-13 GRB	2
3	1-647-010004217	SPRING PIN, SLOTTED 1/4 X 1-1/2	2
4	1-654-010070-07	SCREW, RD HEAD SQ NECK 1/2-13 X 2-1/2	1
5	1-861-010032-14	WASHER, FLAT 1/2" N ZP/CD	2
6	105909	SCREW, RD HEAD SQ NECK 5/16-18 X 3/4	2
7	111-1267	SCREW, RD HEAD SQ NECK 5/16-18 X 1-1/4 GR5	3
8	122827	SPROCKET, TRANSMISSION 19T	1
9	122871	SPROCKET, TRANSMISSION IDLER	3
10	125777	SHAFT, HEX 7/8 X 7	1
11	126561	NUT, FLANGE HEAD SERRATED, 5/16-18	34
12	141238	WASHER, SPINDLE	5
13	144060	BEARING, 7/8 HEX BORE 2 BOLT	2
14	144082	SPROCKET, TRANS 40 X 22T	1
15	144086	SPACER, 1 X 9/16 X 17/32	1
16	168906	BEARING MOUNT, SEED SHAFT	1
17	176568	SHIELD, SMALL SEED LEFT	1
18	1D598	BEARING AND COLLAR 3/4	2
19	2K503	FLANGETTE, 2 BOLT	4
20	3P115	SPROCKET, #40B19 X 3/4" BORE	1
21	6K516	DRIVE TUBE	1
22	176627	ROLLER CHAIN, #40X57P 28-1/2L	1
23	176664	ROLLER CHAIN, #40X164P 82L	1
24	163981	OFFSET LINK #40	1
25	119716	CONNECTING LINK #40 CHAIN	1

Marker Assemblies

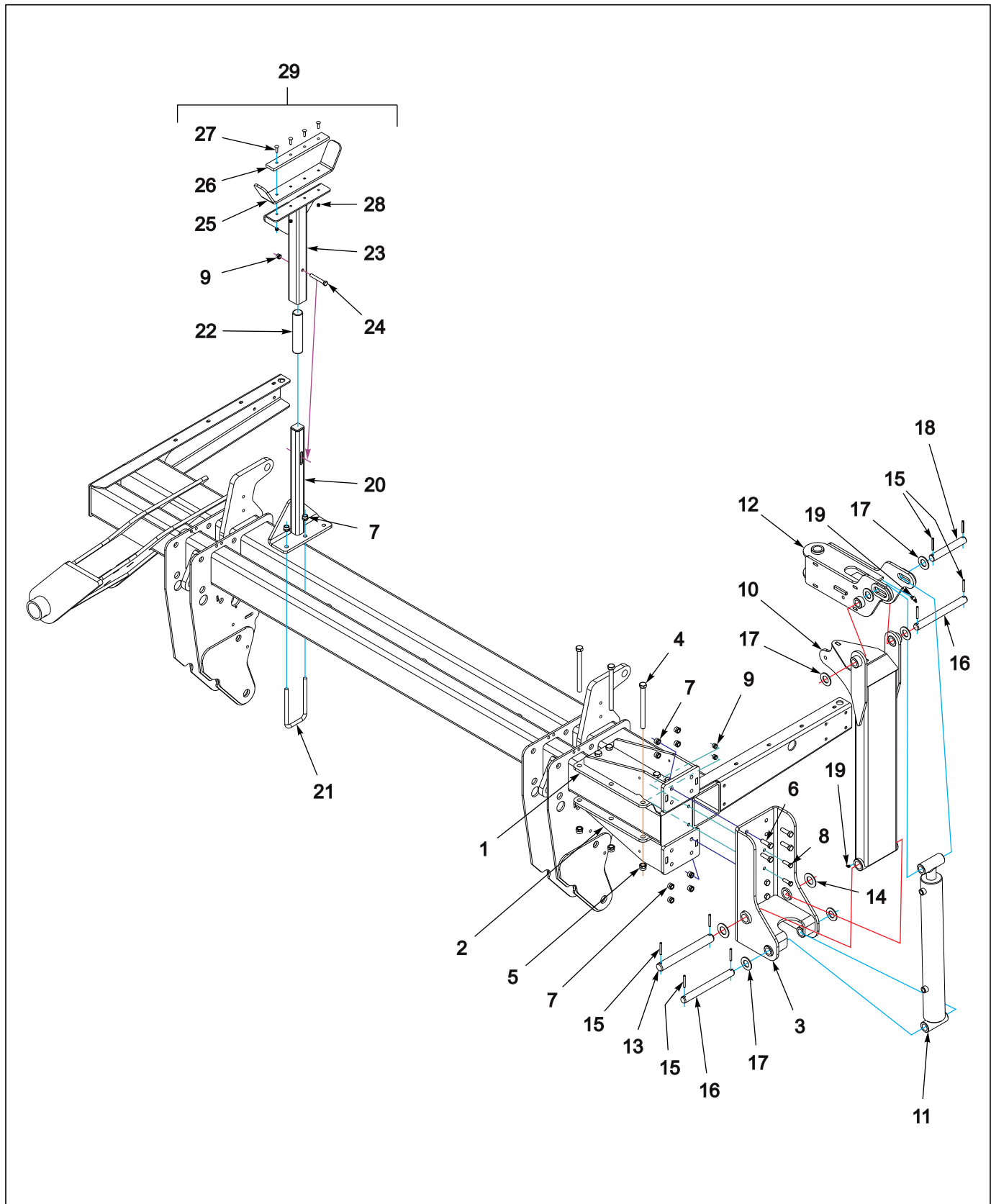


Figure 1-54: Marker Assembly (1 of 2)

Marker Assembly (1 of 2)

ITEM	PART NO.	DESCRIPTION	QTY.
--	211092	MARKER ASSY, RIGHT	
--	211093	MARKER ASSY, LEFT (SHOWN)	
1	212745	CLAMP, FRAME LEFT WLDMT	2
2	212744	CLAMP, FRAME RIGHT WLDMT	2
3	212743	MOUNT, MARKER WLDMT	2
4	1-654-010061-23	SCREW,HEX CAP 3/4-10UNCX9 GR5	16
5	1-512-010005-15	NUT,HEX,SLFLKG GRB 3/4-10	16
6	1-654-010059-05	SCREW,HEX CAP,5/8-11UNCX2 GR5	16
7	1-512-010005-13	NUT,HEX SLFLKG GRB 5/8-11	20
8	1-654-010055-04	SCREW,HEX CAP,1/2-13UNCX1-3/4	4
9	1-512-010005-09	NUT,HEX,SLFLKG, 1/2-13 GRB	5
10	211095	ROW MARKER, FIRST ARM WLDMT	2
11	212755	CYLINDER, MARKER 3-1/2 X 20	2
12	211086	MOUNT, MIDDLE ARM WLDMT	2
13	212754	PIN, 1-1/2 X 13-1/4	2
14	141266	WASHER, THRUST 1-1/2	4
15	1-647-010004240	PIN,SPRING,SLOTTED,5/16X2-1/2	16
16	196119	PIN 1.25X12.5 H2	4
17	116100	WASHER 1-1/4 NAR FL ZP/CD	12
18	193225	PIN,1.25 X 8.25 H2	2
19	5210	ZERK FITTING 1/4-28X45 SAE	1
20	212760	MOUNT, MARKER STAND WLDMT	2
21	157648	U-BOLT, HYDRAULIC MNT	2
22	203525	SPRING-TORSION, RUBBER, 1-3/4	2
23	212761	STOP, MARKER STAND WLDMT	2
24	1-654-010055-11	SCREW,HX CP 1/2-13UNCX3-1/2	2
25	215997	MOUNT, MARKER STAND	2
26	117186	RUBBER ARMORITE	2
27	110993	SCREW RDHD SQNK 5/16-18X1-1/2	8
28	1-512-010005-03	NUT HEX SLFLKG GRB 5/16-18	8
29	211096	MARKER STAND ASSY (INCLUDES 7, 9, 20-28)	2

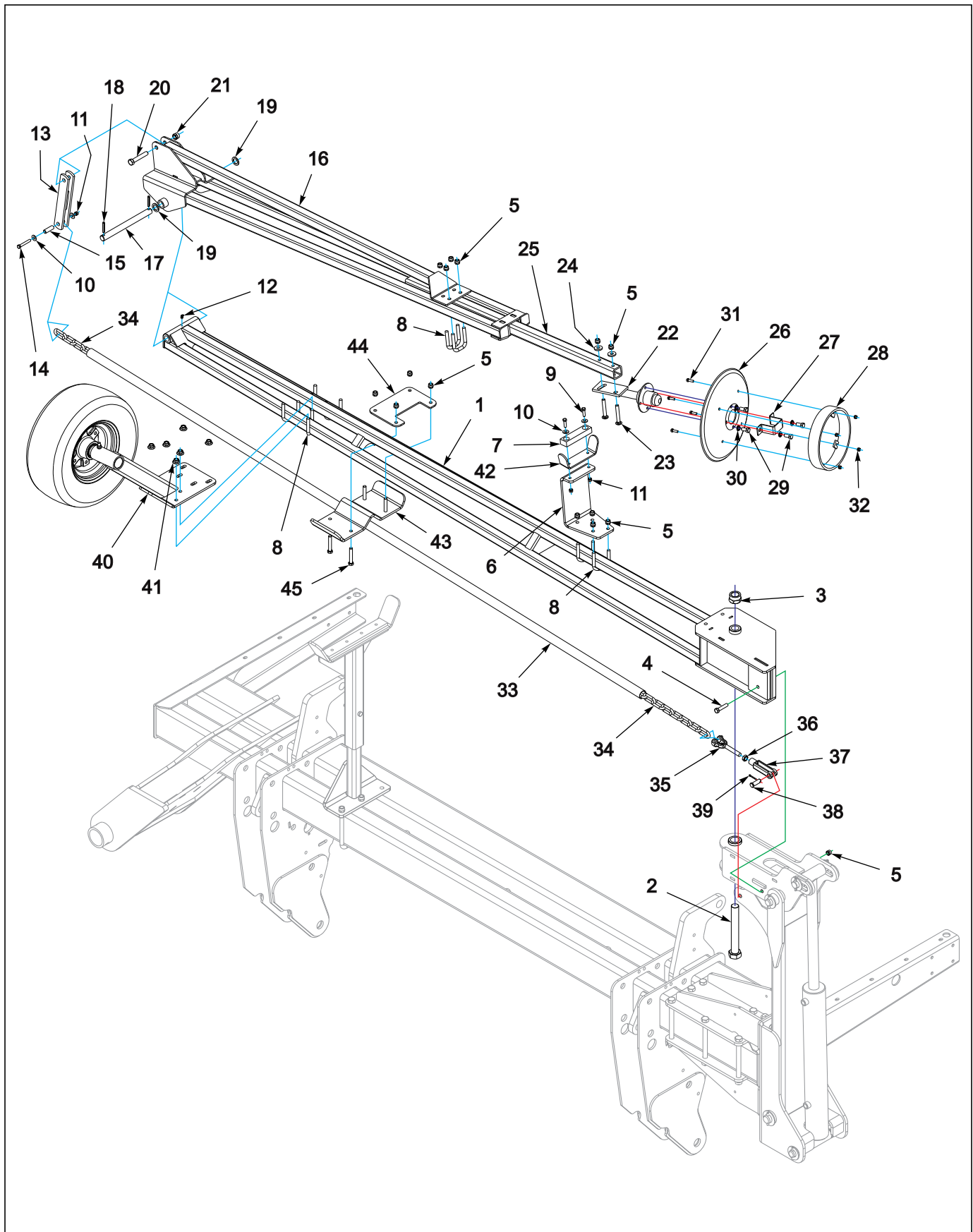


Figure 1-55: Marker Assembly (2 of 2)

Marker Assembly (2 of 2)

ITEM	PART NO.	DESCRIPTION	QTY.
1	212711	MARKER, MIDDLE ARM LT WLDMT (SHOWN)	1
1	212710	MARKER, MIDDLE ARM RT WLDMT	1
2	100808	SCREW CP HXHD 1-1/4-7X9-1/2G8	2
3	101385	NUT,HEX SLFLKG,1-1/4-7 GRB	2
4	169690	SCREW HXCP1/2-13UNCX2-1/4 G5	2
5	1-512-010005-09	NUT,HEX,SLFLKG, 1/2-13 GRB	12
6	176669	MOUNT, MARKER ARM STOP	2
7	116366	RUBBER SPACER ROW MRKR OTRARM	2
8	8-102-010019	U BOLT SCRAPER	8
9	1-654-010051-07	SCREW,HEX CAP,3/8-16UNCX1-1/2	4
10	1-861-010032-11	WASHER, FLAT 3/8 W ZP/CD	8
11	1-512-010005-05	NUT, HEX, SLFLKG GRB 3/8-16	6
12	5210	ZERK FITTING 1/4-28X45 SAE	1
13	153888	ROW MARKER LINKAGE WLDMT	2
14	1-654-010051-11	SCREW HX CP 3/8-16X2-1/2 G5ZP	2
15	116354	TUBE 5/8X1-7/8	2
16	211097	ROW MARKER, OUTER ARM WLDMT	2
17	8K048	PIN - 1 X 11 1/2	2
18	147072	PIN, SPRING SLOTTED 5/16 X 2	4
19	116699	MACHINERY BUSHING	4
20	1-654-010059-11	SCREW,HX CP 5/8-11UNCX3.5GR5	2
21	1-512-010005-13	NUT,HEX SLFLKG GRB 5/8-11	2
22	116447	RH SPINDLE WLDMT ROWMARKER (SHOWN)	1
22	116446	LH SPINDLE WLDMT ROWMARKER	1
23	1-654-010070-11	SCREW,RDHD,SQCK 1/2-13X3-1/2	4
24	116254	WASHER MARKER MOUNT	4
25	153887	EXTENSION TUBE MRKR ASSY 5530	2
26	116337	DISC BLADE, SOLID, 16" PLAIN	2
27	116038	SHIPPING RETAINER,ROWMRKR HUB	2
28	116390	DEPTH BAND WLDMT	2
29	830025	SCREW,HHC 1/2-20UNFX1"LG GR8	8
30	1-861-010034-13	WASHER, LKG HLCL SPR, 1/2	8
31	1-654-010049-05	SCREW HX CP 5/16-18UNCX1 GR5	8
32	1-512-010005-03	NUT HEX SLFLKG GRB 5/16-18	8
33	212759	CHAIN, COVER 50'	2
34	212758	CHAIN, ROW MARKER 50'	2
35	116339	YOKE EXTERNAL THREADED PLAIN	2
36	1-511-010001-07	NUT, HEX JAM 5/8-11	2
37	116405	YOKE,INTERNAL THREADED CLEVIS	2
38	111-2590	CLEVIS PIN 5/8 X 1-3/4	2
39	1-557-010362-40	PIN, COTTER 5/32X1-1/4	2
40	212725	GAUGE WHEEL ASSY, LT MARKER (SHOWN) (SEE PAGE 1-107)	1
40	212724	GAUGE WHEEL ASSY, RT MARKER (SEE PAGE 1-107)	1
41	172509	NUT,1/2-13 WIDE FLNG TOP LCK F	16
42	216738	GUIDE, MARKER STOP	2
43	215996	GUIDE, MARKER ARM	1
44	216434	CLAMP PLATE, MARKER STAND	1
45	1-654-010055-09	SCREW,HX CP,1/2-13UNCX3 GR5	4

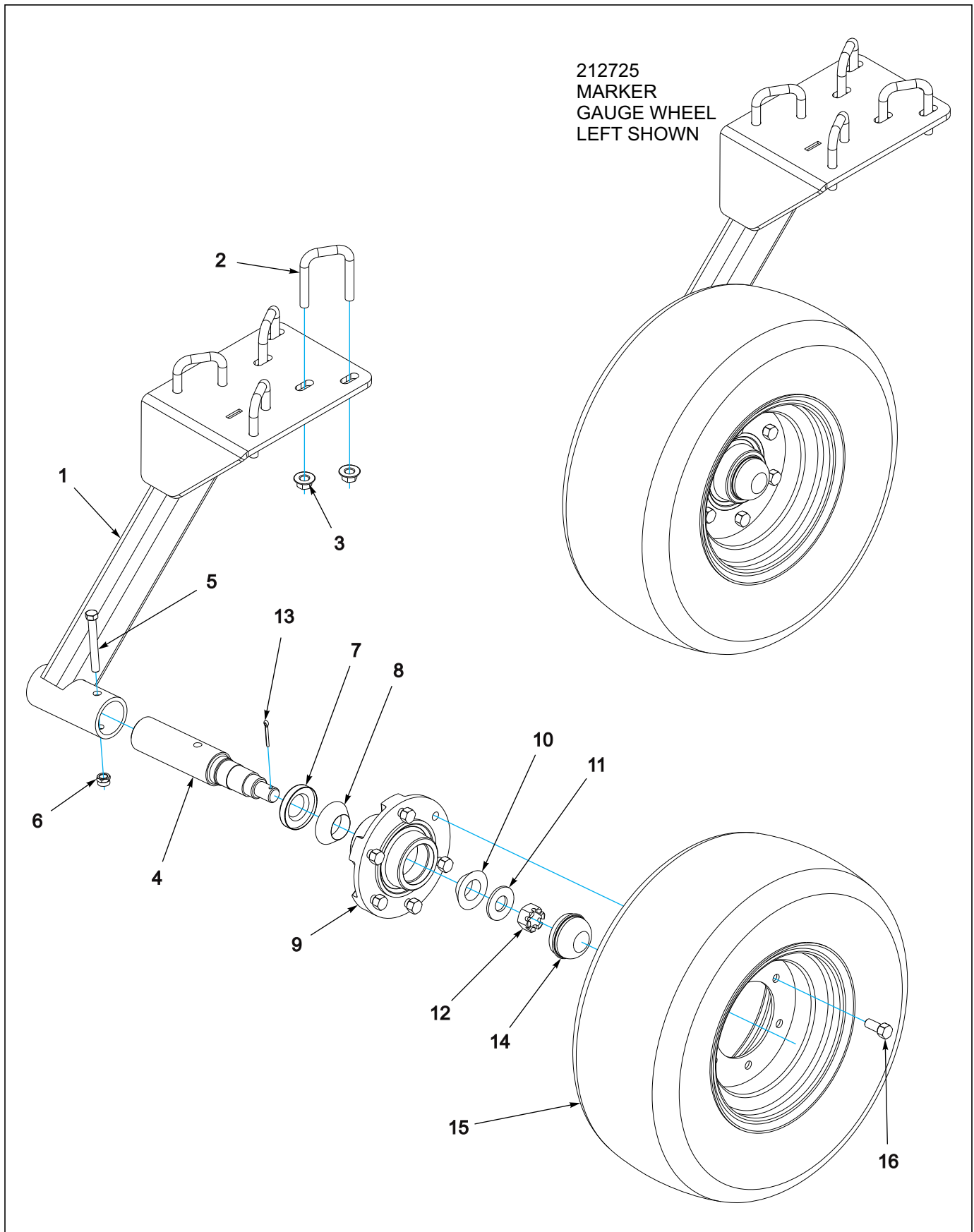


Figure 1-56: Marker Gauge Wheel Assembly

Marker Gauge Wheel Assembly

ITEM	PART NO.	DESCRIPTION	QTY.
--	212725	GAUGE WHEEL ASSY, LT MARKER (SHOWN)	
--	212724	GAUGE WHEEL ASSY, RT MARKER	
1	212729	MOUNT, GAUGE WHEEL LT WLDMT (SHOWN)	1
1	212728	MOUNT, GAUGE WHEEL RT WLDMT	1
2	8-102-010019	U BOLT SCRAPER	8
3	172509	NUT,1/2-13 WIDE FLNG TOP LCK F	16
4	141245	SPINDLE, GAUGE WHEEL	2
5	141808	SCREW HX CP7/16-14UNCX3-1/2G5	2
6	101988	NUT,HEXSLF-LKG 7/16-14 GRB	2
7	1-659-010004	1-5/8 ID GREASE SEAL	2
8	1-076-010009	CONE INNER	2
9	1-406-010012	HUB 6 BOLT W/CUPS	2
10	1-076-010007	CONE INNER	2
11	1-861-010004	WASHER SPINDLE 7/8	2
12	100966	NUT, HEX SLOTTED 7/8-14	2
13	1-557-010362-40	PIN, COTTER 5/32X1-1/4	2
14	1-161-010003	CAP 6BOLT HUB	2
15	141271	TIRE AND WHEEL ASSY,FRT YELLOW	2
16	1-104-010002	WHEEL BOLT1/2X1-3/8 S	12

Hydraulic Assemblies

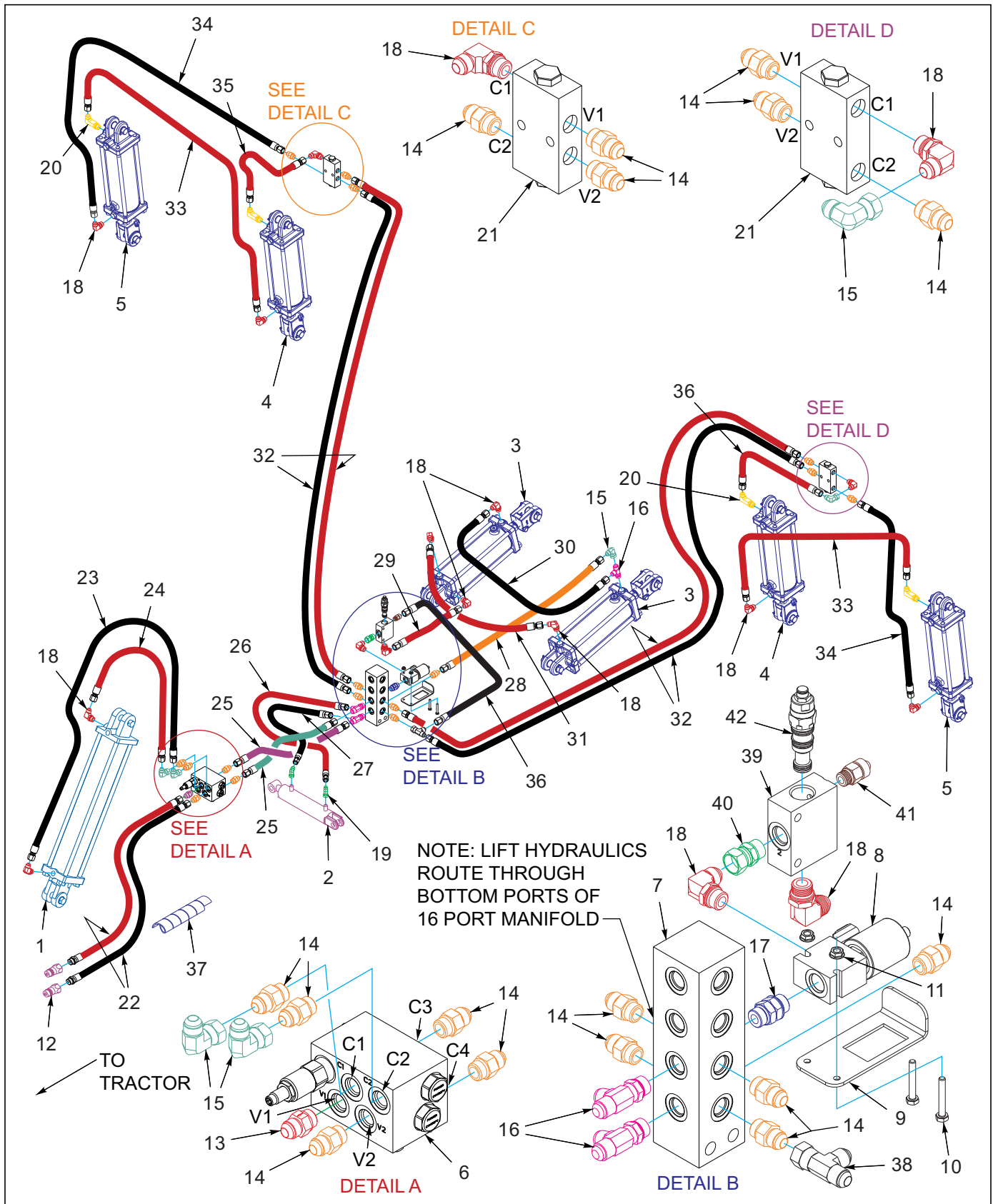


Figure 1-57: Hydraulic Lift Assembly

Hydraulic Lift Assembly

ITEM	PART NO.	DESCRIPTION	QTY.
1	142774	CYLINDER 4X20-3000 PSI, BLUE (SEE PAGE 1-122)	1
2	129251	CYLINDER, 1-3/4X6 (SEE PAGE 1-127)	1
3	144321	CYLINDER, 4 X 10	2
4	209728	CYL 4X10 REPHASE 1-1/4 PINS (SEE PAGE 1-124) (BEFORE 04-15-2020)	2
4	213771	CYL,4-1/2X10 REPHASE 1-1/4 PIN (AFTER 04-15-2020)	2
5	209729	CYL 3-3/4X10 REPHASE 1-1/4 PIN (SEE PAGE 1-125) (BEFORE 04-15-2020)	2
5	213772	CYL, 4 X 10 REPHASE 1-1/4 PIN (AFTER 04-15-2020)	2
6	211060	VALVE ASSY, DBL CHECK (SEE PAGE 1-119)	1
7	141594	MANIFOLD, HYDRAULIC 16 PORT	1
8	218384	VALVE, SOLENOID	1
9	220197	COVER, VALVE	1
10	1-654-010047-09	SCREW,HX CP,1/4-20UNCX1-3/4G5	2
11	142779	NUT,FLANG SERRATED 1/4-20	2
12	141828	COUPLER,MALE 3/4-16 O-RING	2
13	162671	CHECK VALVE W/ORIFICE	1
14	202702-8-8S	ADAPTER #8 O-RING TO #8 TUBE	16
15	2071-8-8S	ADAPTER90 #8 FLR SWIVEL #8JIC	4
16	203005-8-8S	ADAPTER,TEE,#8 O-RING-TUBE	3
17	218394	ADAPTER STR #8MORB-#8MORB	1
18	2062-8-8S	ADAPTER, 90, #8 O-RING-TUBE	15
19	102-0031	ADAPTER,90 JIC SWIVEL #6	2
20	206209-8-8S	ADAPTER,90LONG,#8 O-RING-TUBE	4
21	124696	VALVE,CHK DBL PILOT O-RING	2
22	174721	HOSE ASSY 3/8,8JICX8O-RINGX140	2
23	116489	HOSE ASSY 3/8X64 #8 JIC SW	1
24	71508984	HOSE .38X42	1
25	156945	HOSE ASSY 3/8X100 #8JIC SWIV	2
26	123552	HOSE ASSY 3/8X56#6JIC X#8JIC	1
27	125659	HOSE ASSY,3/8X48,#6JICX#8JIC	1
28	192481	HOSE ASSY 3/8 X 88	1
29	122910	HOSE ASSY 3/8X70,#8 JIC SWVL	1
30	1-397-010369054	HOSE ASSY 3/8X54 #8 JIC SWVL	1
31	147582	HOSE ASSY 3/8X24 #8 JIC SWIV	1
32	180117	HOSE ASSY, 3/8X275, #8JIC SWIV	4
33	141881	HOSE ASSY 3/8X136 #8 JIC SWIV	2
34	137598	HOSE ASSY #6 .38X123.25HIPRES	2
35	116431	HOSE ASSY, 3/8X15 #8 JIC SWV	1
36	71508954	HOSE ASSY .38X22IN	2
37	155528	HOSE WRAP, BLUE 1" ID X 8"	1
38	203102-8-8S	ADAPTER,TEE,1/2 #8JICX#8JICSWV	1
39	207465	MANIFOLD, COUNTERBALANCE	1
40	102-1130	FTG,STR 8M ORING X 8F JIC SW	1
41	202702-6-8S	ADAPTER, #6 SAE X #8 JIC	1
42	205953	VALVE, COUNTERBALANCE CART	1

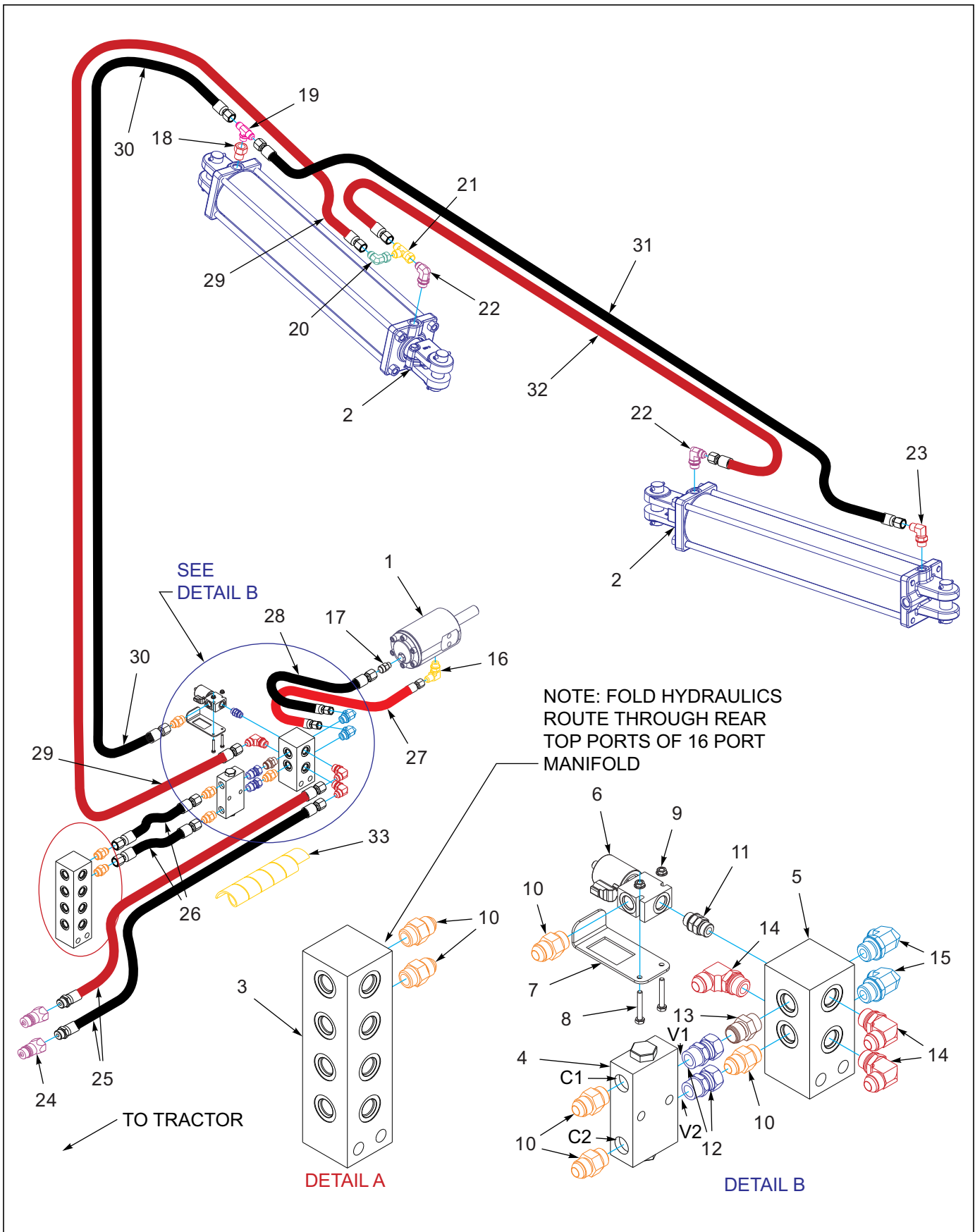


Figure 1-58: Hydraulic Fold Assembly

Hydraulic Fold Assembly

ITEM	PART NO.	DESCRIPTION	QTY.
1	174720	CYLINDER ASM 2-1/2"X1" STROKE (SEE PAGE 1-126)	1
2	181932	CYLINDER, HYD 4-1/2X24 3000PSI (SEE PAGE 1-128)	2
3	141594	MANIFOLD, HYDRAULIC 16 PORT	1
4	124696	VALVE,CHK DBL PILOT O-RING	1
5	211075	MANIFOLD, 8 PORT NARROW	1
6	218384	VALVE, SOLENOID	1
7	220197	COVER, VALVE	1
8	1-654-010047-09	SCREW,HX CP,1/4-20UNCX1-3/4G5	2
9	142779	NUT,FLANG SERRATED 1/4-20	2
10	202702-8-8S	ADAPTER #8 O-RING TO #8 TUBE	6
11	218394	ADAPTER STR #8MORB-#8MORB	1
12	102-1130	FTG,STR 8M ORING X 8F JIC SW	2
13	2779127	VALVE, INLET CHECK	1
14	2062-8-8S	ADAPTER, 90, #8 O-RING-TUBE	3
15	2062-8-6S	ELBOW,90,#8 SAE X #6 JIC	2
16	2062-6-6S	ADAPTER, 90, #6SAE X #6 JIC	1
17	202702-6-6S	ADAPTER, STR,#6 SAEX#6 JIC	1
18	5001195	REDUCER ORB 7/8 TO 3/4	1
19	203003-8-8S	ADAPTER,TEE,#8 O-RING-TUBE	1
20	2071-8-8S	ADAPTER90 #8 FLR SWIVEL #8JIC	1
21	203102-8-8S	ADAPTER,TEE,1/2 #8JICX#8JICSWV	1
22	162778	EL 90 7/8 ORING 3/4 JIC 1/16	2
23	2062-10-8S	ADAPTER,90, #10 O-RING-TUBE	1
24	141828	COUPLER,MALE 3/4-16 O-RING	2
25	188774	HOSE ASSY,3/8#8JICX#8ORB 270"	2
26	153841	HOSE ASSY 3/8X18 #8 JIC SWIV	2
27	1416294	HOSE ASSY 3/8X43.25SAE37 STR	1
28	1422696	HOSE ASSY 3/8X40.5 SAE37 STR	1
29	71509000	HOSE ASM 3/8 X202	1
30	141864	HOSE ASSY 3/8X175 #8 JIC SWIV	1
31	141881	HOSE ASSY 3/8X136 #8 JIC SWIV	1
32	116492	HOSE ASSY 3/8X128 #8 JIC SW	1
33	155529	HOSE WRAP, YELLOW 1" ID X 8"	1

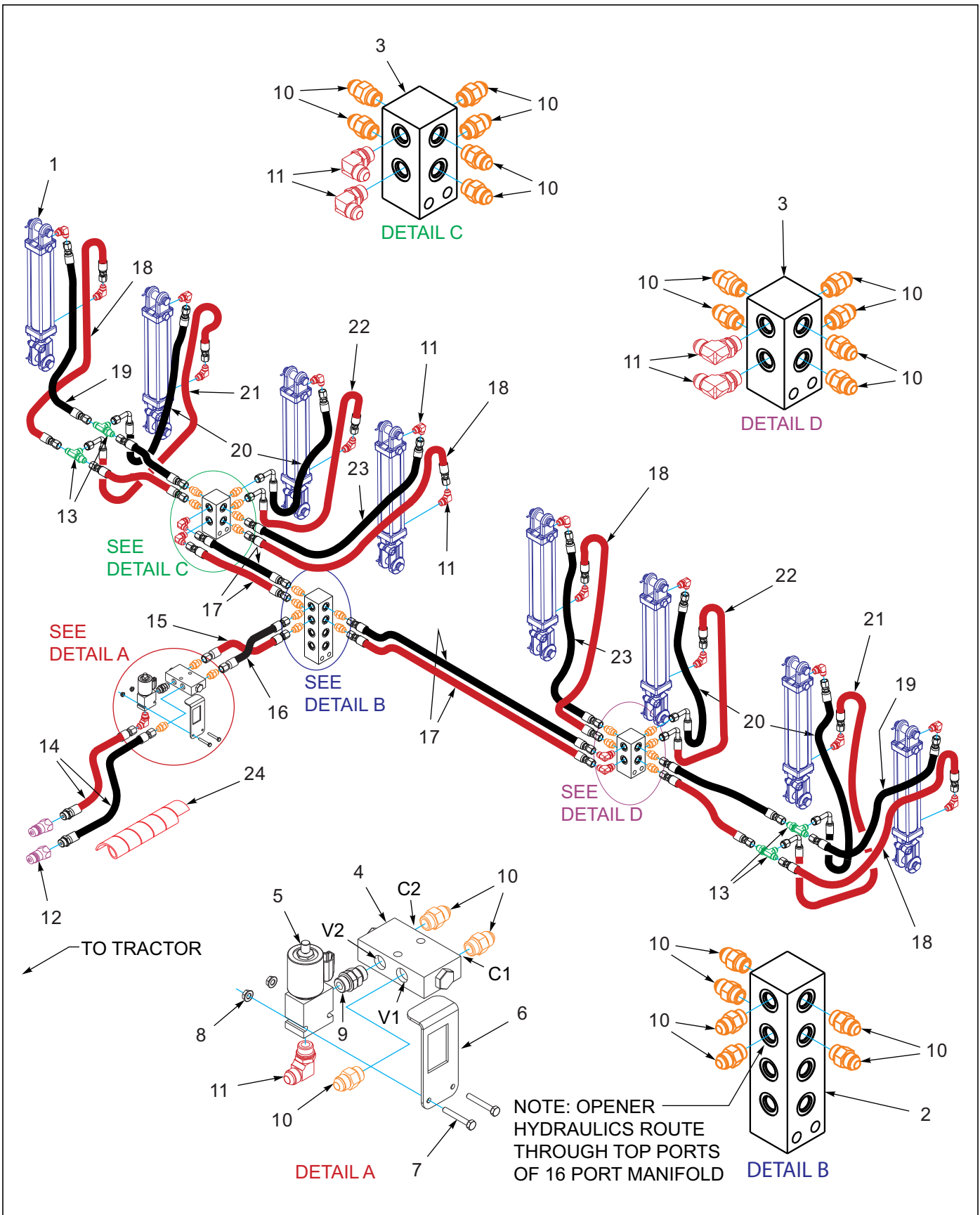


Figure 1-59: Hydraulic Opener Assembly

Hydraulic Opener Assembly

ITEM	PART NO.	DESCRIPTION	QTY.
1	208260	CYLINDER, 2X8 (SEE PAGE 1-129)	8
2	141594	MANIFOLD, HYDRAULIC 16 PORT	1
3	2-474-010022	MANIFOLD ASSY, HYDR 8 HOSE	2
4	124696	VALVE,CHK DBL PILOT O-RING	1
5	218384	VALVE, SOLENOID	1
6	220197	COVER, VALVE	1
7	1-654-010047-09	SCREW,HX CP,1/4-20UNCX1-3/4G5	2
8	142779	NUT,FLANG SERRATED 1/4-20	2
9	218394	ADAPTER STR #8MORB-#8MORB	1
10	202702-8-8S	ADAPTER #8 O-RING TO #8 TUBE	21
11	2062-8-8S	ADAPTER, 90, #8 O-RING-TUBE	21
12	141828	COUPLER,MALE 3/4-16 O-RING	2
13	1P292	08MJ MALE BULKHEAD RUN TEE	4
14	168891	HOSE 1/2X37JICX3/4-16ORINGX225	2
15	1422896	HOSE ASSY OUTLET LOOP	1
16	1-397-010301018	HOSE ASSY1/2X18,SAE 37,STR-STR	1
17	124131	T-I HOSE HYD 1/2X199	4
18	1-397-010301108	HOSE ASSY,1/2X108,SAE37 STR	4
19	124133	CSVP-R HOSE HYD 1/2X101	2
20	211077	HOSE ASSY, 1/2 X 46 STR-90L	4
21	211076	HOSE ASSY, 1/2 X 36 STR-90L	2
22	50002-62	#8 HOSE ASSY 35.94 OAL	2
23	51039-23	HOSE ASSY 1/2X106 SAE37 STR	2
24	172973	HOSE WRAP, RED	1

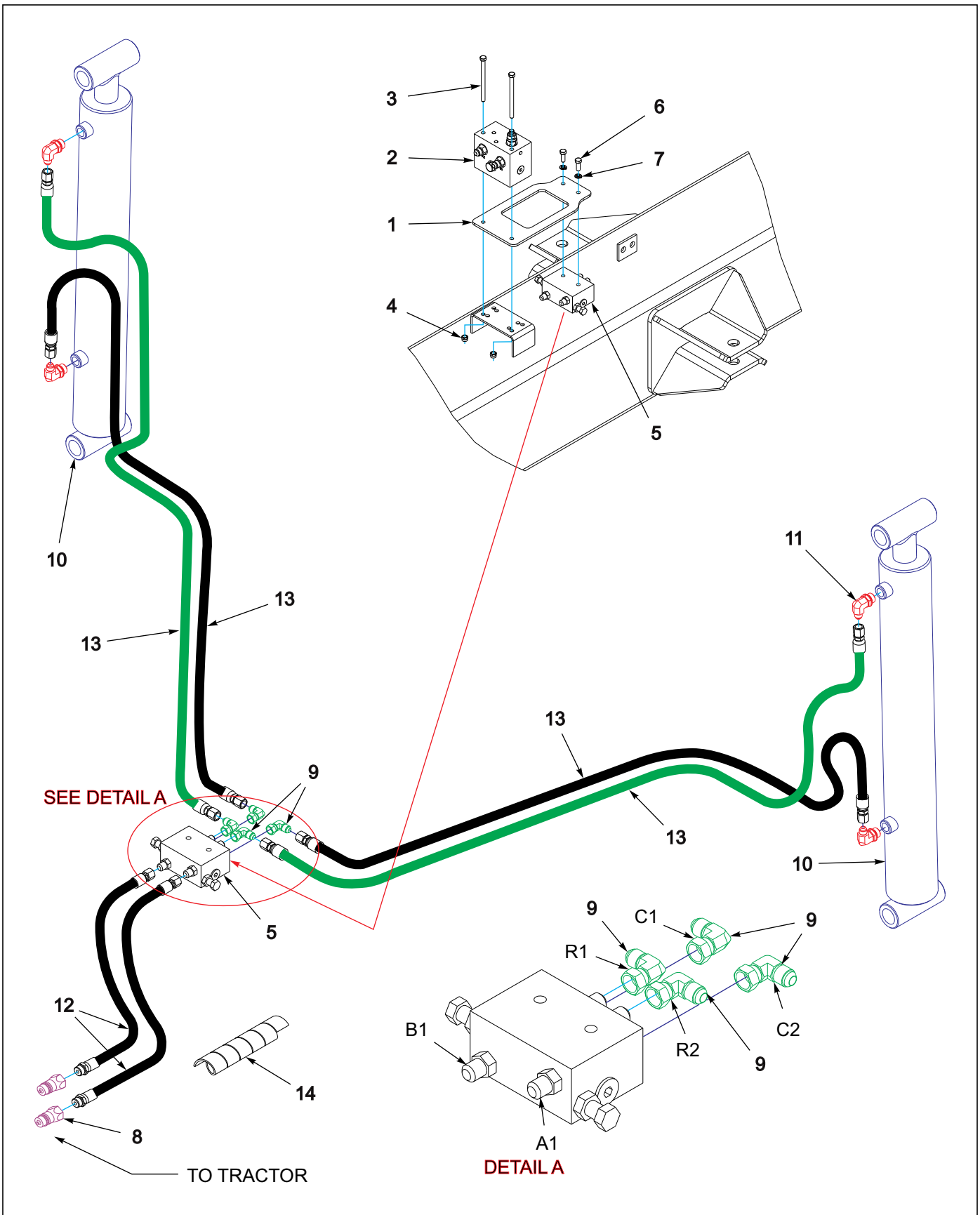


Figure 1-60: Hydraulic Marker Assembly

Hydraulic Marker Assembly

ITEM	PART NO.	DESCRIPTION	QTY.
1	212750	MOUNT, MARKER VALVE	1
2	211068	MANIFOLD ASSY, OPENER (SEE PAGE 1-121)	1
3	172882	SCREW HX CP 3/8-16UNCX5 GR5	2
4	1-512-010005-05	NUT, HEX, SLFLKG GRB 3/8-16	2
5	116350	VALVE ASSY	1
6	1-654-010051-05	SCREW,HEX CAP 3/8-16UNCX1 GR5	2
7	1-861-010034-11	WASHER, LKG HLCL SPR, 3/8	2
8	141828	COUPLER,MALE 3/4-16 O-RING	2
9	102-0031	ADAPTER,90 JIC SWIVEL #6	4
10	212755	CYLINDER, MARKER 3-1/2 X 20	2
11	2062-8-6S	ELBOW,90,#8 SAE X #6 JIC	4
12	212757	HOSE ASSY, 3/8X234 #6JICX#8OR	2
13	216453	HOSE ASSY, 3/8 X 444,SAE37,STR	4
14	155530	HOSE WRAP, BLACK 1" ID X 8"	1

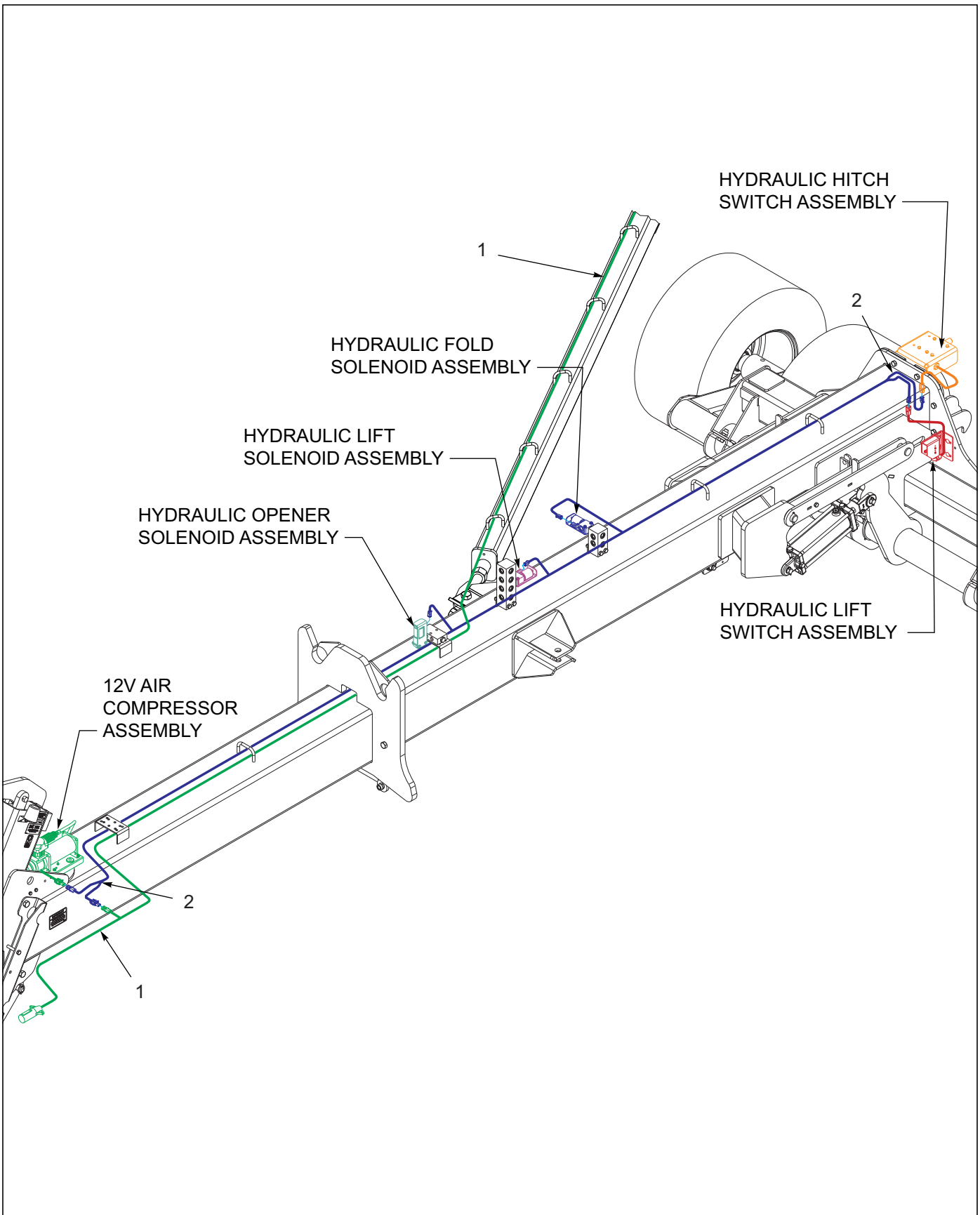


Figure 1-61: Hydraulic Lift, Fold & Opener Electrical

Hydraulic Lift, Fold & Opener Electrical

ITEM	PART NO.	DESCRIPTION	QTY.
1	174441	HARNESS, MAIN WARNING LIGHTS (SEE PAGE 1-133)	1
2	218391	HARNESS, FOLD & LIFT HYD	1

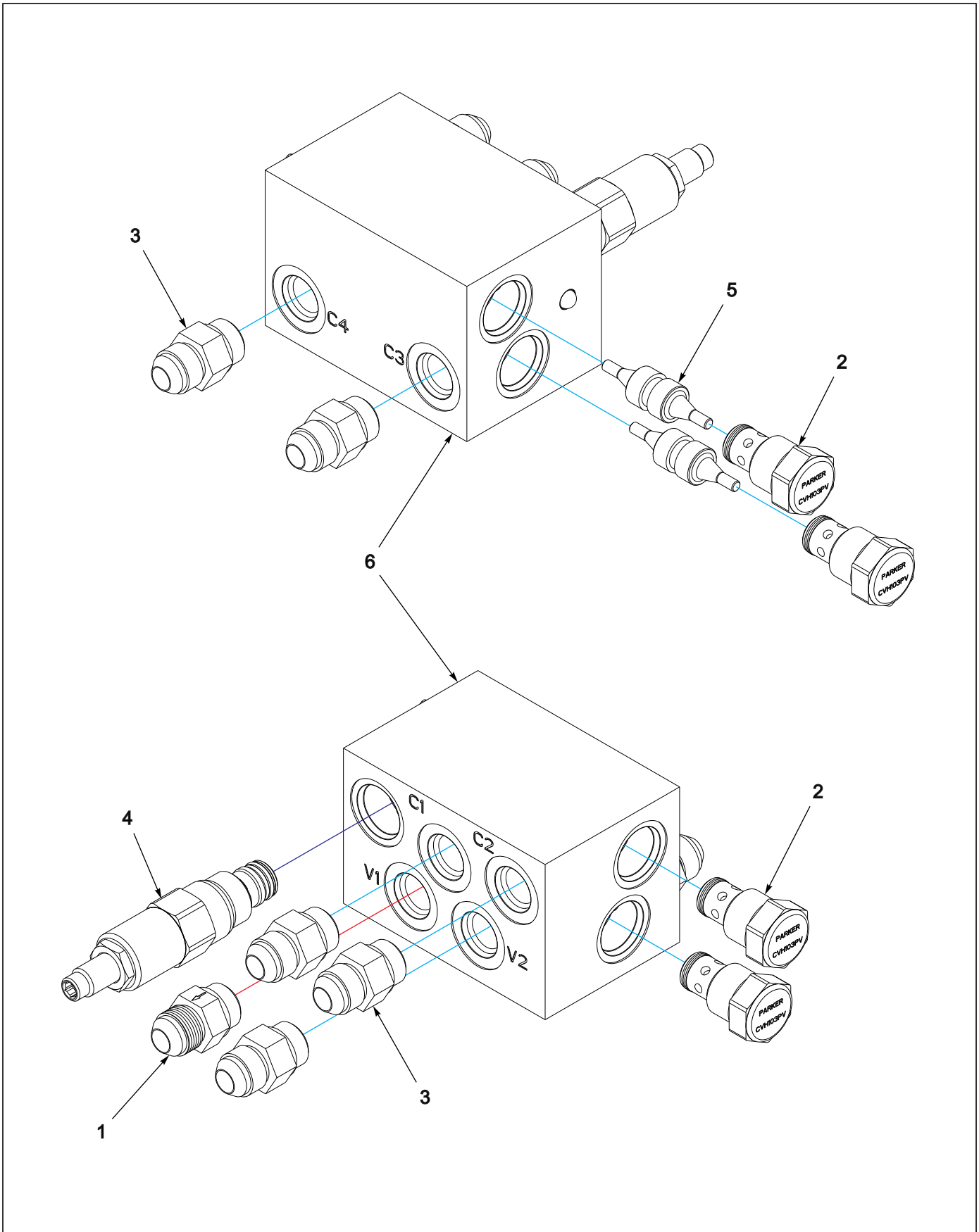


Figure 1-62: Double Check Valve Assembly

Double Check Valve Assembly

ITEM	PART NO.	DESCRIPTION	QTY.
--	211060	VALVE ASSY, DBL CHECK	
1	162671	CHECK VALVE W/ORIFICE	1
2	195196	VALVE - CHECK, CVH103PV	4
3	202702-8-8S	ADAPTER #8 O-RING TO #8 TUBE	5
4	211059	VALVE, RELIEF CARTRIDGE	1
5	211061	SPOOL, CHECK VALVE	2
6	211070	MANIFOLD,W/PLUGS LIFT HYD ASSY	1

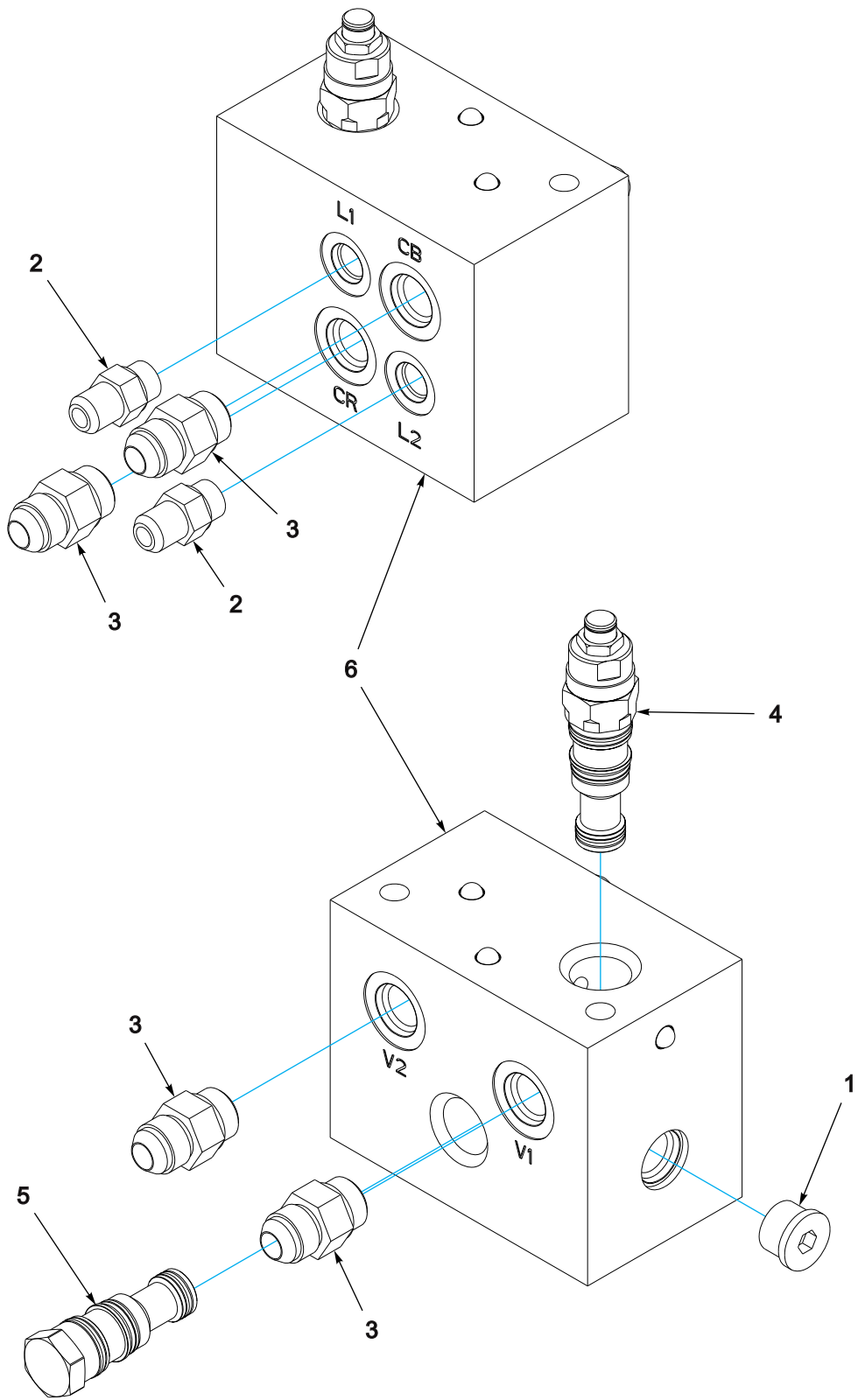


Figure 1-63: Opener Manifold Assembly

Opener Manifold Assembly

ITEM	PART NO.	DESCRIPTION	QTY.
--	211068	MANIFOLD ASSY, OPENER	
1	121029	PLUG #8 SAE M O-R BOSS HX SKT	1
2	202702-6-6S	ADAPTER, STR,#6 SAEX#6 JIC	2
3	202702-8-8S	ADAPTER #8 O-RING TO #8 TUBE	4
4	205953	VALVE, COUNTERBALANCE CART	1
5	211067	VALVE, PO CHECK CART	1
6	211069	MANIFOLD, W/PLUGS ASSY	1

Cylinder Assemblies

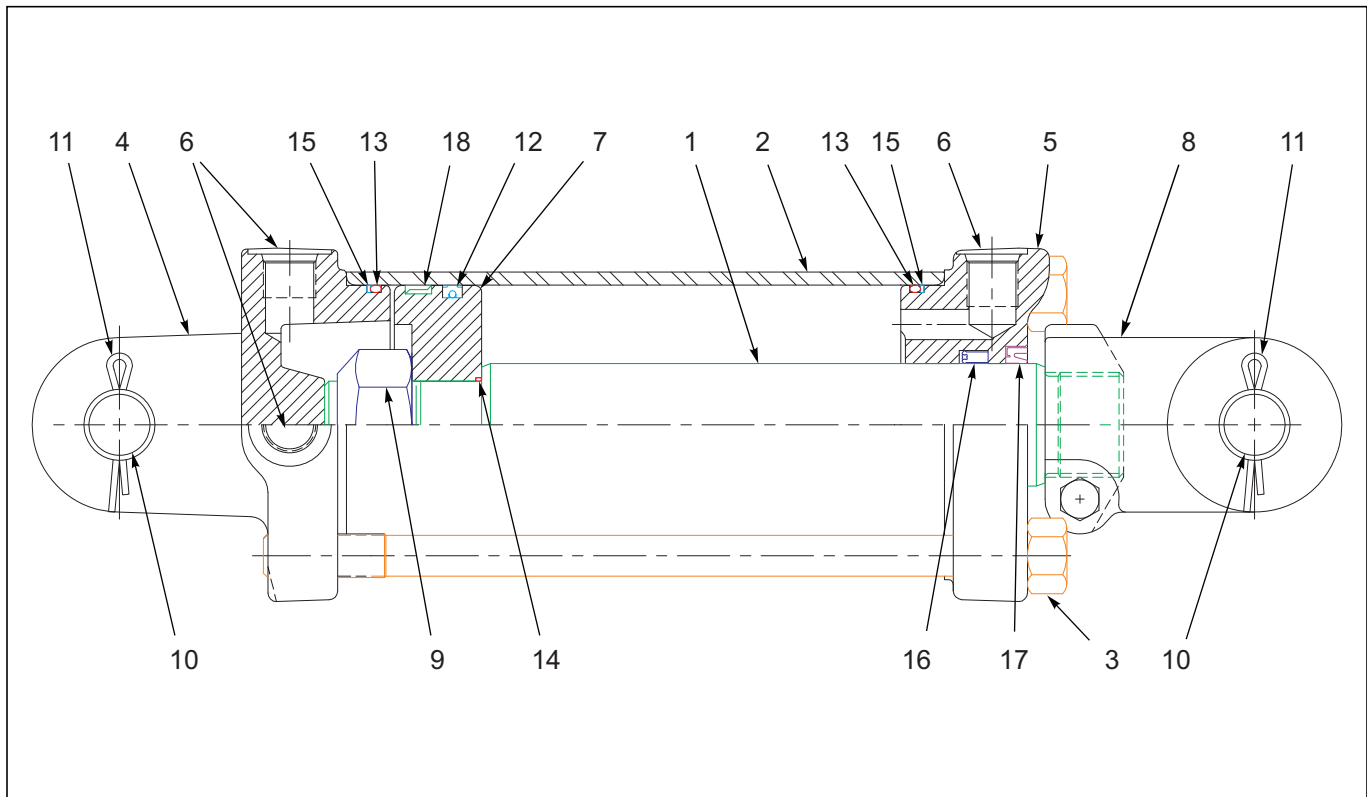


Figure 1-64: 4 x 20 Hydraulic Cylinder

4 X 20 Hydraulic Cylinder

ITEM	PART NO.	DESCRIPTION	QTY.
--	142774	CYLINDER 4X20-3000 PSI, BLUE	
1	----	PISTON ROD	1
2	----	TUBE	1
3	----	TIEROD ASSEMBLY	4
4	147375	BUTT	1
5	147376	GLAND	1
6	----	PORT PLUG	3
7	----	PISTON	1
8	100000326	CLEVIS ASSEMBLY	1
9	----	LOCKNUT	1
10	190400035	CLEVIS PIN	2
11	----	CLEVIS PIN RETAINER	4
12	----	CROWN SEAL	1
13	----	O-RING	2
14	----	O-RING	1
15	----	BU-WASHER	2
16	----	U-CUP	1
17	----	WIPER	1
18	----	BEARING RING	1
19	147377	PACKING KIT (NOT SHOWN) (INCL ITEMS 11 - 18)	

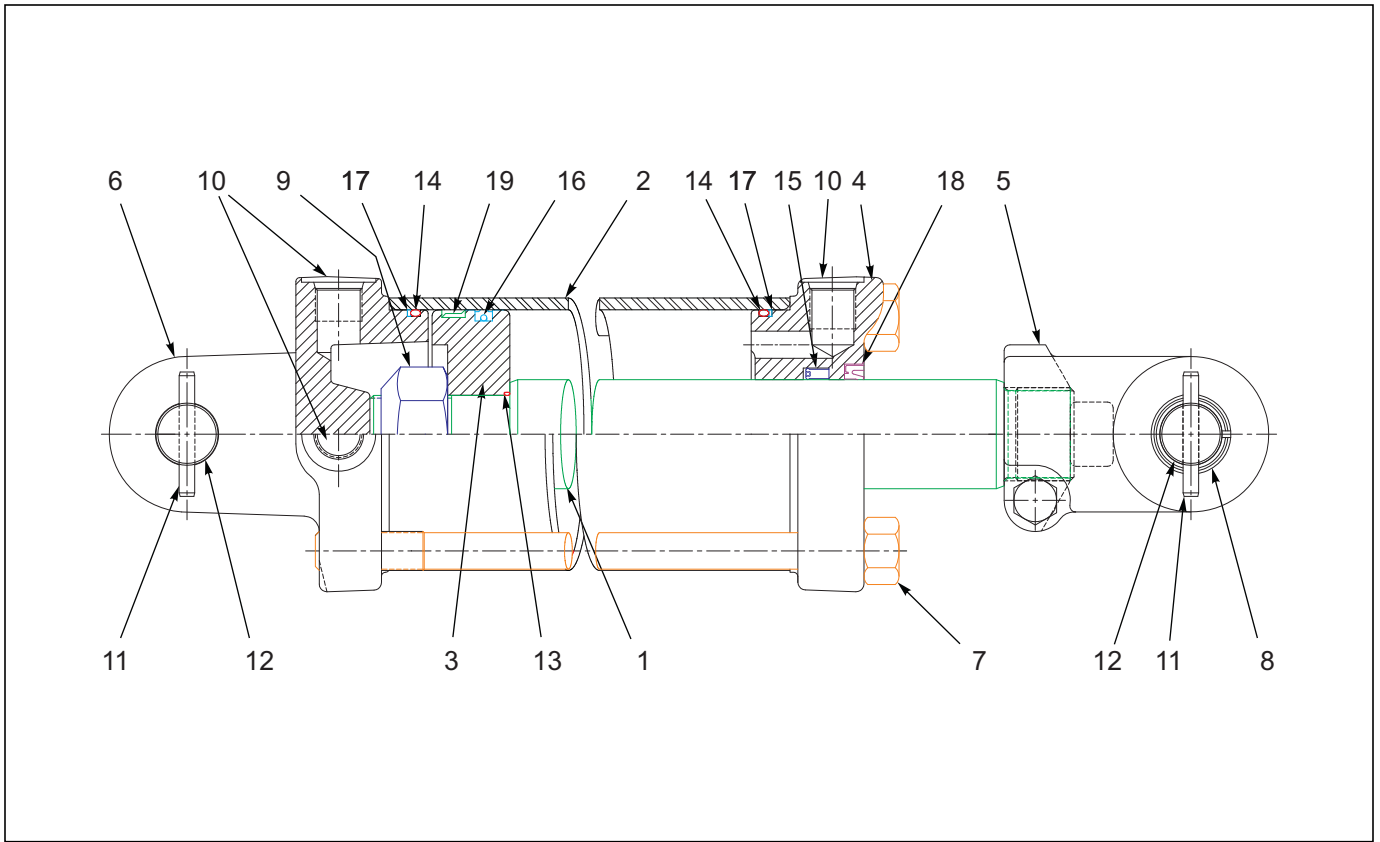


Figure 1-65: 4 x 10 Hydraulic Cylinder

4 X 10 Hydraulic Cylinder

ITEM	PART NO.	DESCRIPTION	QTY.
--	144321	CYLINDER 4 X 10	
1	----	PISTON ROD	1
2	----	TUBE	1
3	----	PISTON	1
4	147376	GLAND	1
5	154102	CLEVIS ASSY	1
6	147375	BUTT	2
7	----	TIEROD ASSY	4
8	113805	BUSHING	2
9	----	LOCKNUT	1
10	----	SHIPPING PLUG	3
11	111789	ROLL PIN	4
12	143994	CLEVIS PIN	2
13	----	O-RING	1
14	----	O-RING	2
15	----	U-CUP	1
16	----	CROWN	1
17	----	BU-WASHER	2
18	----	WIPER	1
19	----	BEARING RING	1
20	154104	PACKING KIT (NOT SHOWN) (INCL ITEMS 13 - 19)	

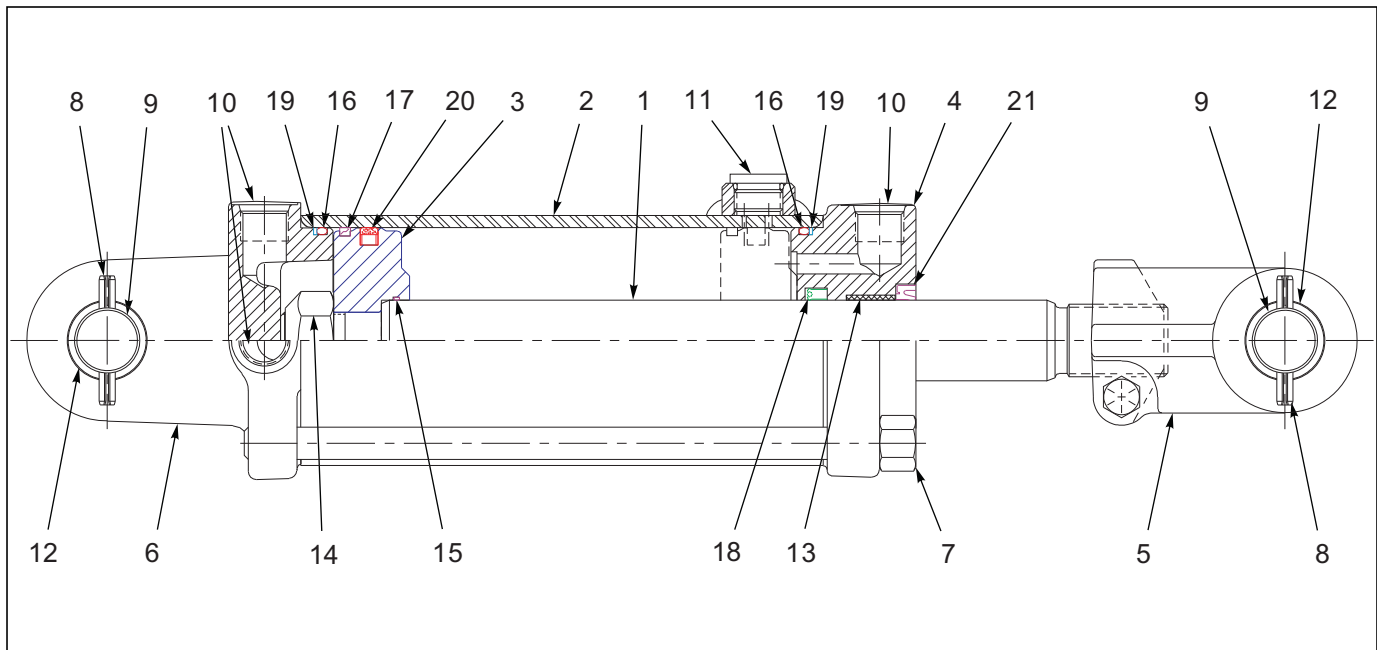


Figure 1-66: Cylinder - Rephase Assembly -4 X 10

Cylinder - Rephase Assembly - 4 X 10

ITEM	PART NO.	DESCRIPTION	QTY.
--	209728	CYL 4X10 REPHASE 1-1/4 PINS	
1	----	PISTON ROD	1
2	----	TUBE ASSEMBLY	1
3	----	PISTON	1
4	142109	GLAND ASSEMBLY	1
5	148097	CLEVIS ASSEMBLY	1
6	218639	BUTT CLEVIS ASSEMBLY	1
7	----	TIEROD STUD W/ HEX NUT	4
8	111789	ROLL PIN	4
9	218640	CLEVIS PIN	2
10	----	#8 SAE HEX HEAD PLUG PLUG	3
11	----	#8 SAE HEX HOLLOW HEAD PLUG PLUG	1
12	135912	TENSION BUSHING	4
13	141301	DU BUSHING	1
14	----	LOCKNUT	1
15	----	O- RING	1
16	----	O- RING	2
17	----	PISTON BEARING RING	1
18	----	U- CUP	1
19	----	BU- WASHER	2
20	----	TEFLON SEAL	1
21	----	CANNED WIPER	1
22	218638	PACKING KIT (NOT SHOWN) (INCLUDES ITEMS 15-21)	

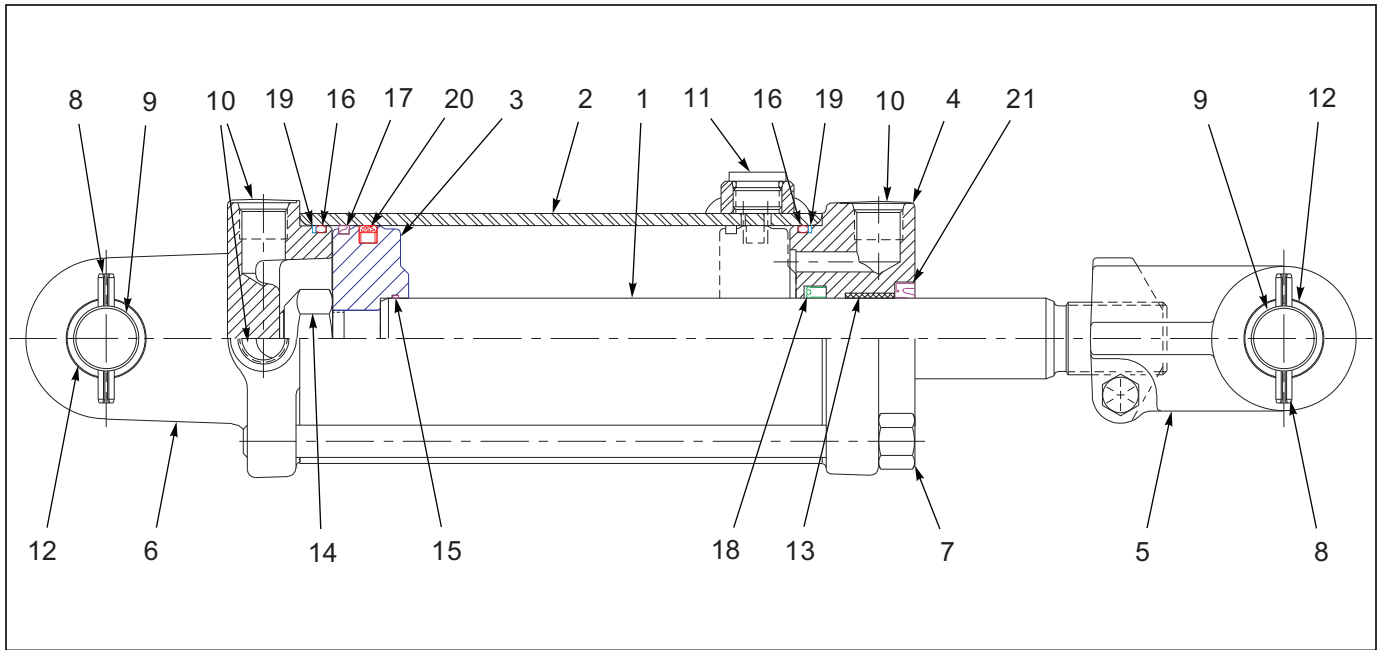


Figure 1-67: Cylinder - Rephase Assembly - 3-3/4 X 10

Cylinder - Rephase Assembly - 3-3/4 X 10

ITEM	PART NO.	DESCRIPTION	QTY.
--	209729	CYL 3-3/4X10 REPHASE 1-1/4 PIN	
1	----	PISTON ROD	1
2	----	TUBE ASSEMBLY	1
3	----	PISTON	1
4	111871	GLAND ASSEMBLY	1
5	148097	CLEVIS ASSEMBLY	1
6	218652	BUTT CLEVIS ASSEMBLY	1
7	----	TIEROD STUD W/ HEX NUT	4
8	111789	ROLL PIN	4
9	218640	CLEVIS PIN	2
10	----	#8 SAE HEX HEAD PLUG PLUG	3
11	----	#8 SAE HEX HOLLOW HEAD PLUG PLUG	1
12	135912	TENSION BUSHING	4
13	141301	DU BUSHING	1
14	----	LOCKNUT	1
15	----	O- RING	1
16	----	O- RING	2
17	----	PISTON BEARING RING	1
18	----	U- CUP	1
19	----	BU- WASHER	2
20	----	TEFLON SEAL	1
21	----	CANNED WIPER	1
22	218653	PACKING KIT (NOT SHOWN) (INCLUDES ITEMS 15-21)	

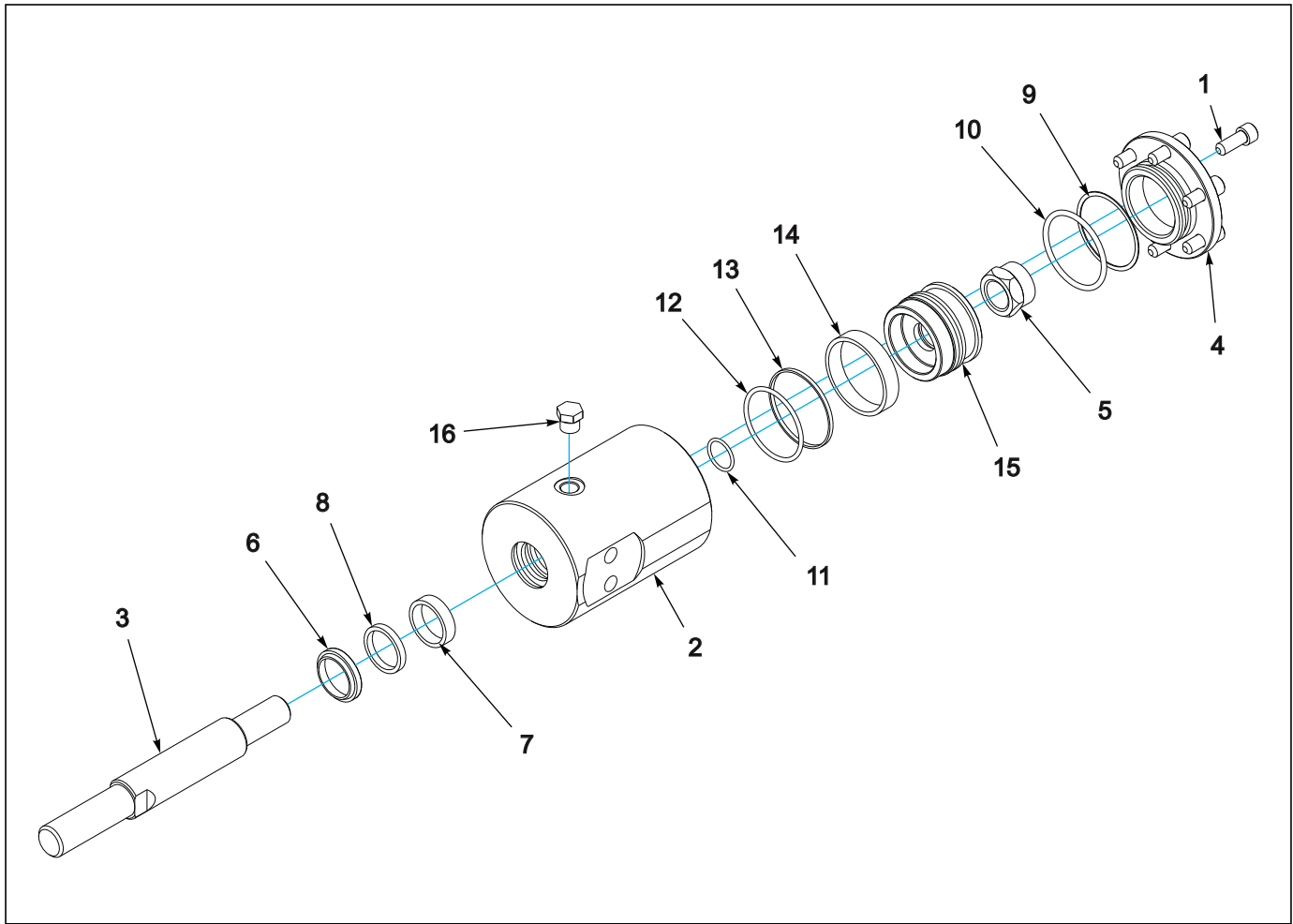


Figure 1-68: 2-1/2 X1

2-1/2 X 1 Hydraulic Cylinder

ITEM	PART NO.	DESCRIPTION	QTY.
--	174720	CYLINDER ASM 2-1/2"X1" STROKE	
1	----	SCREW, HEX SOCKET 3/8-16X1	6
2	----	CYLINDER, BARREL	1
3	171078	ROD 1-1/4 DIA	1
4	171080	2-1/2" BASE CAP	4
5	----	NUT, HEX SLFLKG 7/8-14 GRC	1
6	----	WIPER, 1-1/4 ROD	1
7	----	WEAR RING, 1-1/4 ROD	1
8	----	U-CUP, 1-1/4 ROD	1
9	----	BACK-UP RING - CAP	1
10	----	O-RING - CAP	1
11	----	O-RING - PISTON	1
12	----	O-RING - PISTON	1
13	----	SEAL, 2-1/2 PISTON	1
14	----	WEAR RING, 2-1/2 PISTON	1
15	----	PISTON, 2-1/2 BORE	1
16	----	PLUG O-RING 9/16-18 AEROQUIP	2
17	171081	SEAL KIT, 2-1/2" BORE CYL (NOT SHOWN) (INCL ITEMS 6 - 15)	

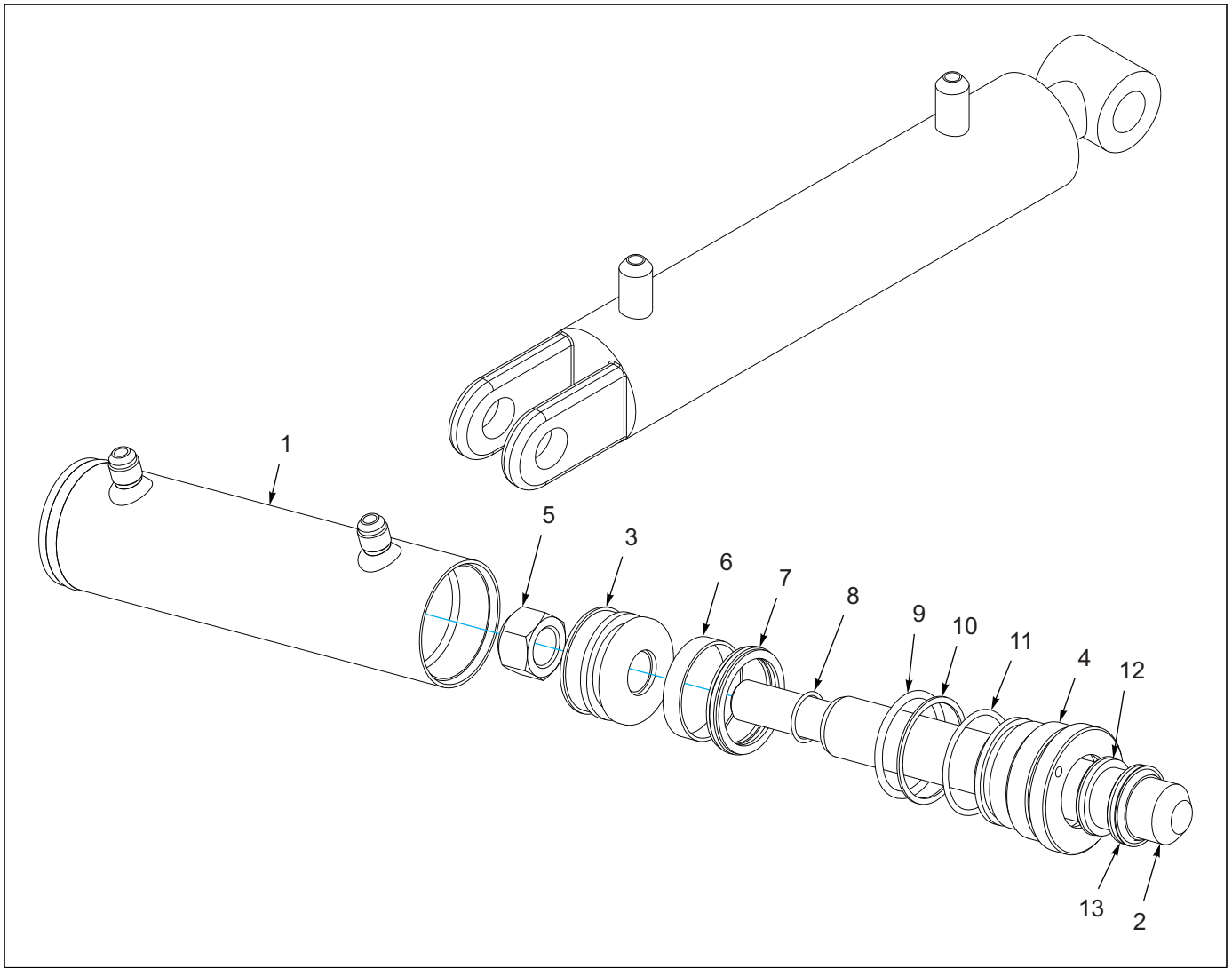


Figure 1-69: 1-3/4 x 6 Hydraulic Cylinder

1-3/4 X 6 Hydraulic Cylinder

ITEM	PART NO.	DESCRIPTION	QTY.
--	129251	CYLINDER, 1-3/4 X 6	
1	----	BUTT AND TUBE ASSEMBLY	1
2	169650	PISTON ROD ASSEMBLY	1
3	----	PISTON	1
4	169651	GLAND	1
5	----	LOCKNUT	1
6	----	BEARING RING	1
7	----	CROWN SEAL	1
8	----	O-RING	1
9	----	O-RING	1
10	----	BU-WASHER	1
11	----	O-RING	1
12	----	U-CUP	1
13	----	WIPER	1
14	131868	PACKING KIT (NOT SHOWN) (INCL ITEMS 6 - 13)	

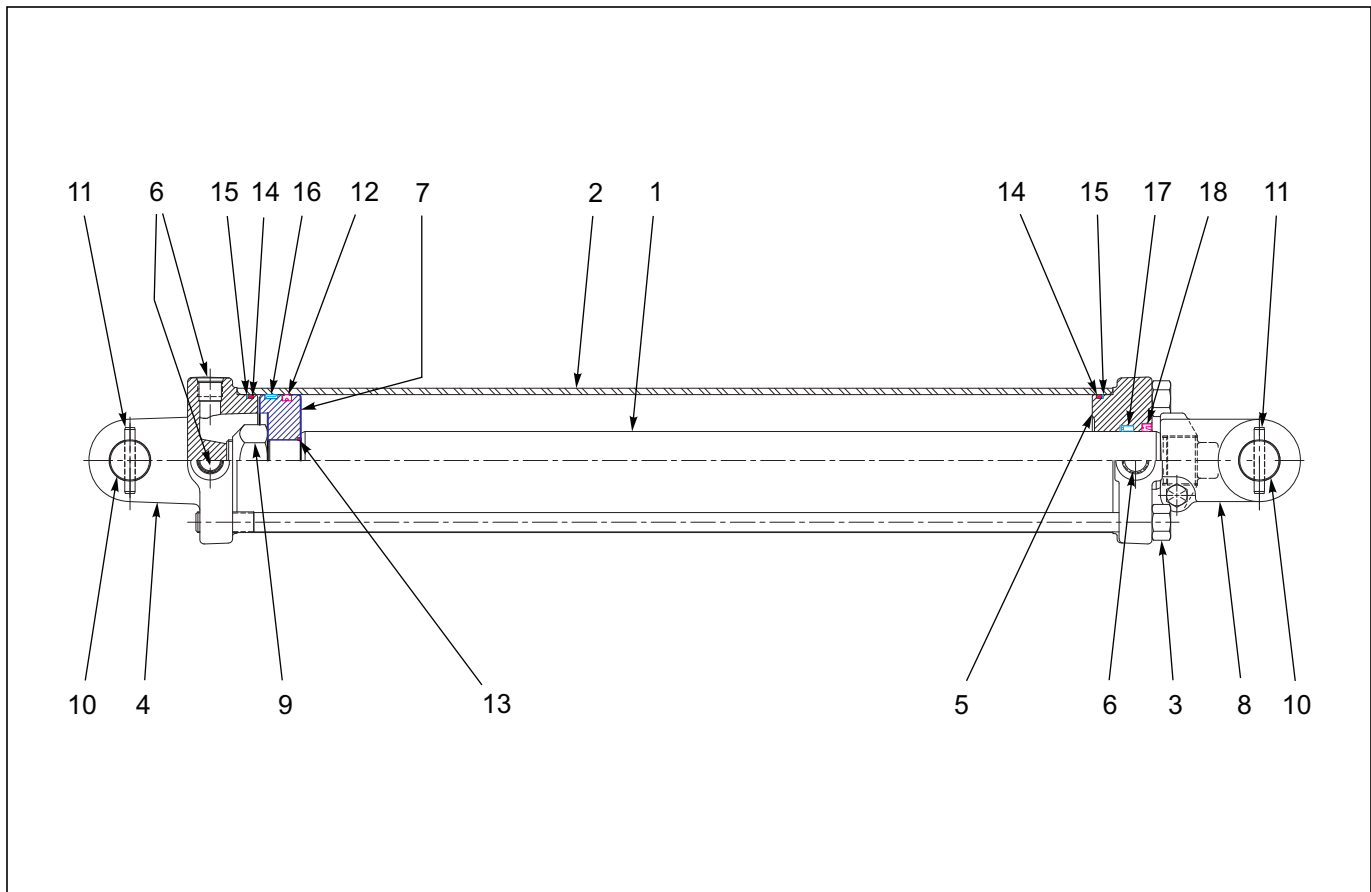


Figure 1-70: 4-1/2 x 24 Hydraulic Cylinder

4-1/2 X 24 Hydraulic Cylinder

ITEM	PART NO.	DESCRIPTION	QTY.
--	181932	CYLINDER, HYD 4-1/2X24 3000PSI	
1	----	PISTON ROD	1
2	----	TUBE	1
3	----	TIEROD ASSY	4
4	218646	BUTT	1
5	218647	GLAND	1
6	----	PORT PLUG	3
7	----	PISTON	1
8	100000362	CLEVIS ASSEMBLY	1
9	----	LOCKNUT	1
10	169550	CLEVIS PIN	2
11	111789	ROLL PIN	4
12	----	CROWN SEAL	1
13	----	O- RING	1
14	----	O- RING	2
15	----	BU- WASHER	2
16	----	BEARING RING	1
17	----	U- CUP	1
18	----	WIPER	1
19	180483	PACKING KIT (NOT SHOWN) (INCLUDES ITEMS 12-18)	

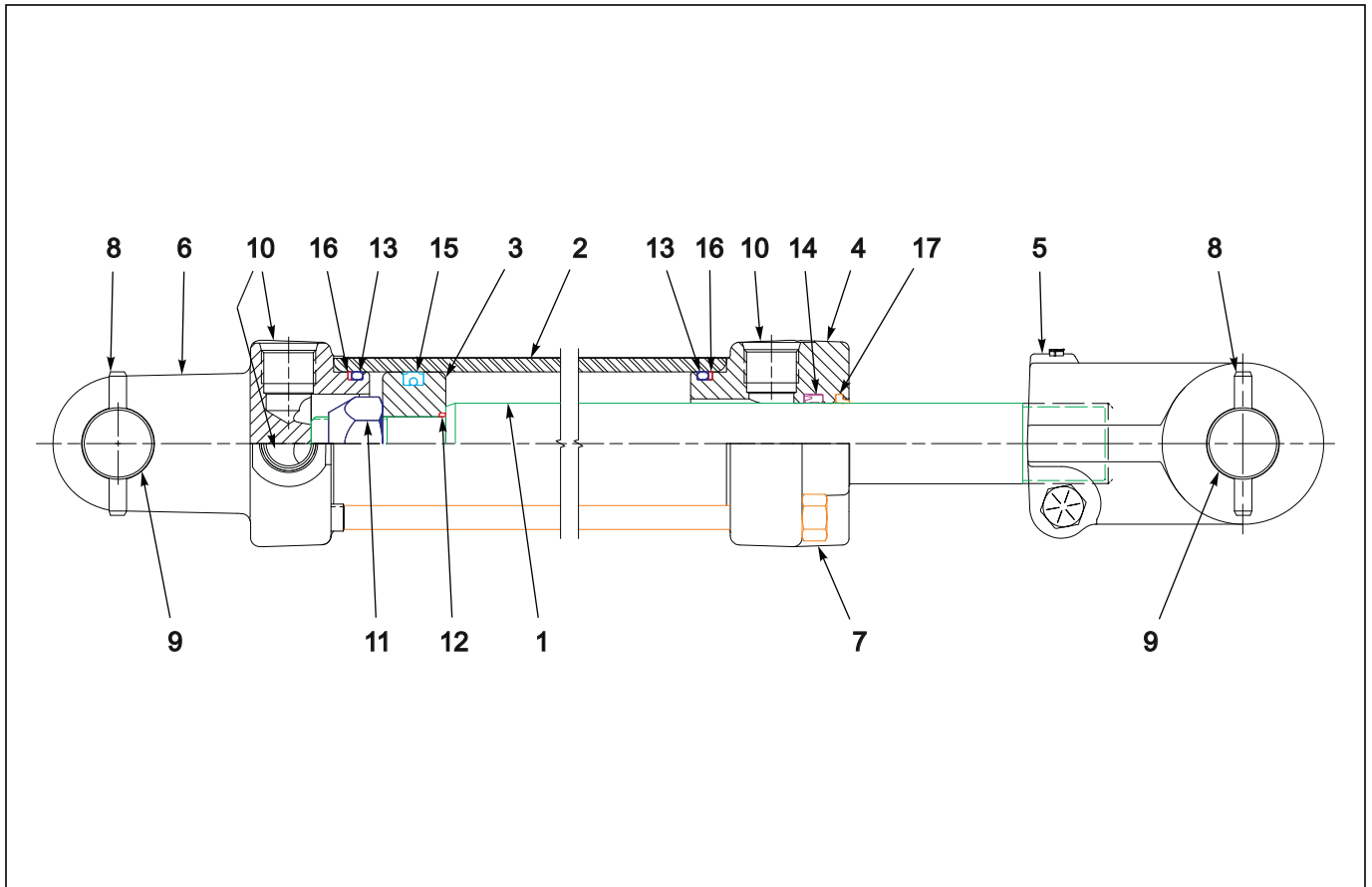


Figure 1-71: 2 x 8 Hydraulic Cylinder

2 X 8 Hydraulic Cylinder

ITEM	PART NO.	DESCRIPTION	QTY.
--	208260	CYLINDER, 2X8	1
1	----	PISTON ROD	1
2	----	TUBE	1
3	----	PISTON	1
4	147361	GLAND	1
5	100000423	CLEVIS ASSY	1
6	147360	BUTT CLEVIS	1
7	-----	TIEROD DTUD W/HEX NUT	4
8	111789	ROLL PIN	4
9	155868	CLEVIS PIN - HDN	2
10	----	#8 SAE HEX HEAD PLUG	3
11	----	LOCKNUT	1
12	----	O-RING	1
13	----	O-RING	2
14	----	U-CUP	1
15	----	CROWN SEAL	1
16	----	BU-WASHER	2
17	----	WIPER	1
18	212787	PACKING KIT (NOT SHOWN) (INCL ITEMS 12 - 17)	

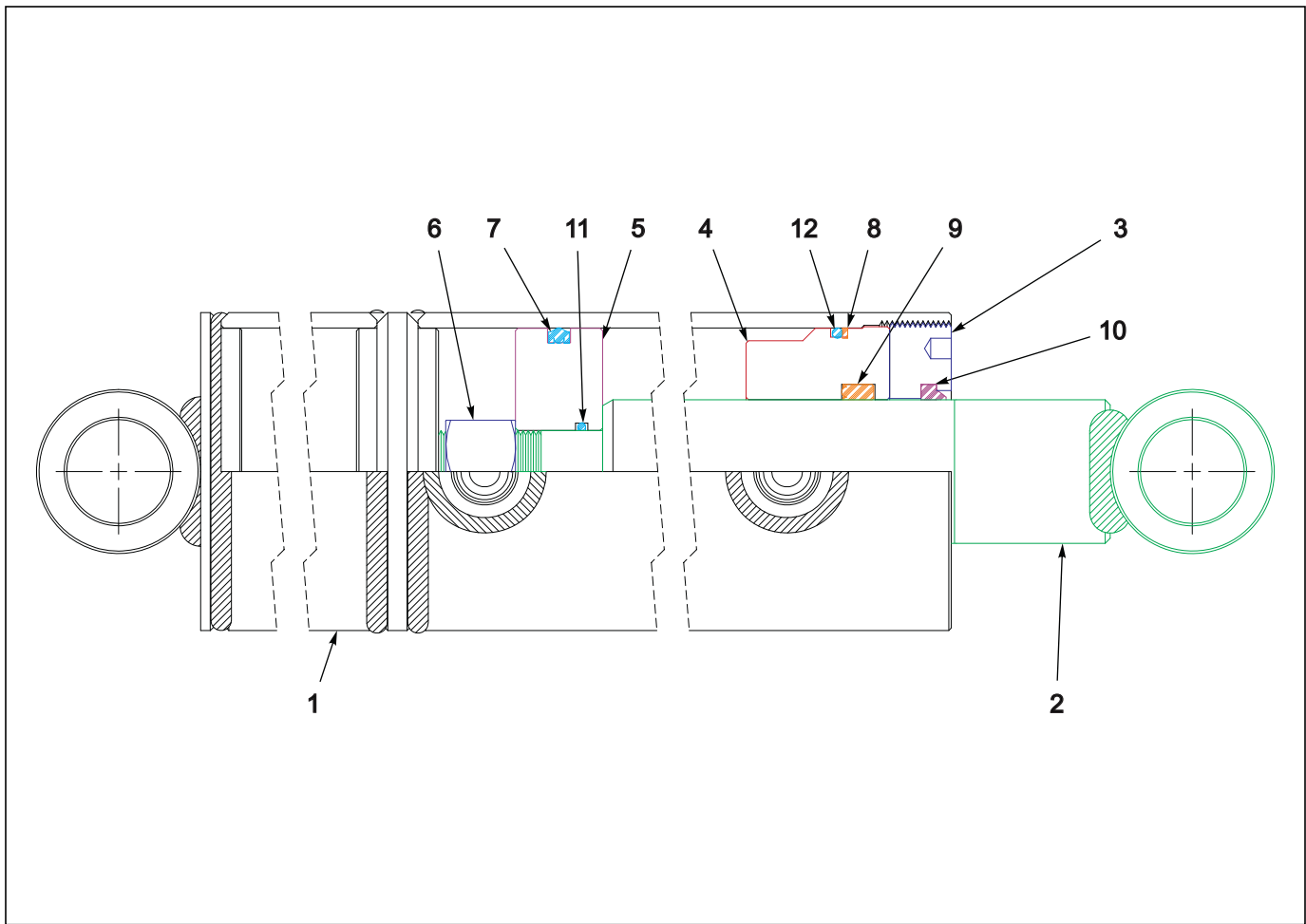


Figure 1-72: 3-1/2 x 20" Hydraulic Cylinder

3-1/2 X 20 Marker Cylinder Assembly

ITEM	PART NO.	DESCRIPTION	QTY.
--	212755	CYLINDER, MARKER 3-1/2 X 20	
1	----	BARREL 3-1/2" ID X 3-7/8" OD X 24-3/4" LG	1
2	----	ROD 1-3/4" OD X 26-9/16" LG	1
3	----	RETAINER 3-1/2" OD X 1-3/4" ID X 3/4" LG (4502-8)	1
4	----	BEARING (4502-6) 3-1/2" OC X 1-3/4" ID 1-3/4" LG	1
5	----	PISTON (4881-1) 3-1/2" OD X 1" ID X 1-1/16" LG	1
6	----	1"-14 LOCK NUT	1
7	----	CROWN SEAL 3-1/2" OD X 3-1/8" ID X 1/4" THK	1
8	----	BACKUP 3-1/2" OD X 1/8" THK	1
9	----	POLY-U 1-3/4" ID X 2-1/8" OD 3/8" THK	1
10	----	1-3/4" D-STYLE WIPER	1
11	----	O-RING 1-3/16" OD X 3/32" THK	1
12	----	O-RING 3-1/2 OD X 1/8" THK	1
13	213949	PACKING KIT (NOT SHOWN) (INCL ITEMS 7 - 12)	

Electrical Assemblies

7-PIN CONNECTOR	4-PIN TOWER	2-PIN TOWER	CIRCUIT
1	D	A	GROUND
2	-	-	WORK LAMPS
3	B	-	LEFT FLASHING & TURN
4	-	-	STOP LAMPS
5	A	-	RIGHT FLASHING & TURN
6	C	-	TAIL LAMPS
7	-	B	SWITCHED POWER (12 V)

MAIN WARNING LIGHT HARNESS - WIRING CHART

	1	2	3	4	5
	2-PIN TOWER	3-PIN TOWER	6-PIN SHROUD	3-PIN TOWER	2-PIN TOWER
● BLACK LEFT TURN			A	C	
● WHITE GROUND	A	A	B	A	A
● BROWN TAIL LIGHT		B	C	B	
● YELLOW LEFT TURN			D		B
● GREEN RIGHT TURN	B		E		
● RED RIGHT TURN		C	F		

REAR WARNING LIGHT HARNESS - WIRING CHART

Figure 1-73: Electrical Assembly W/LED Lights (1 of 2)

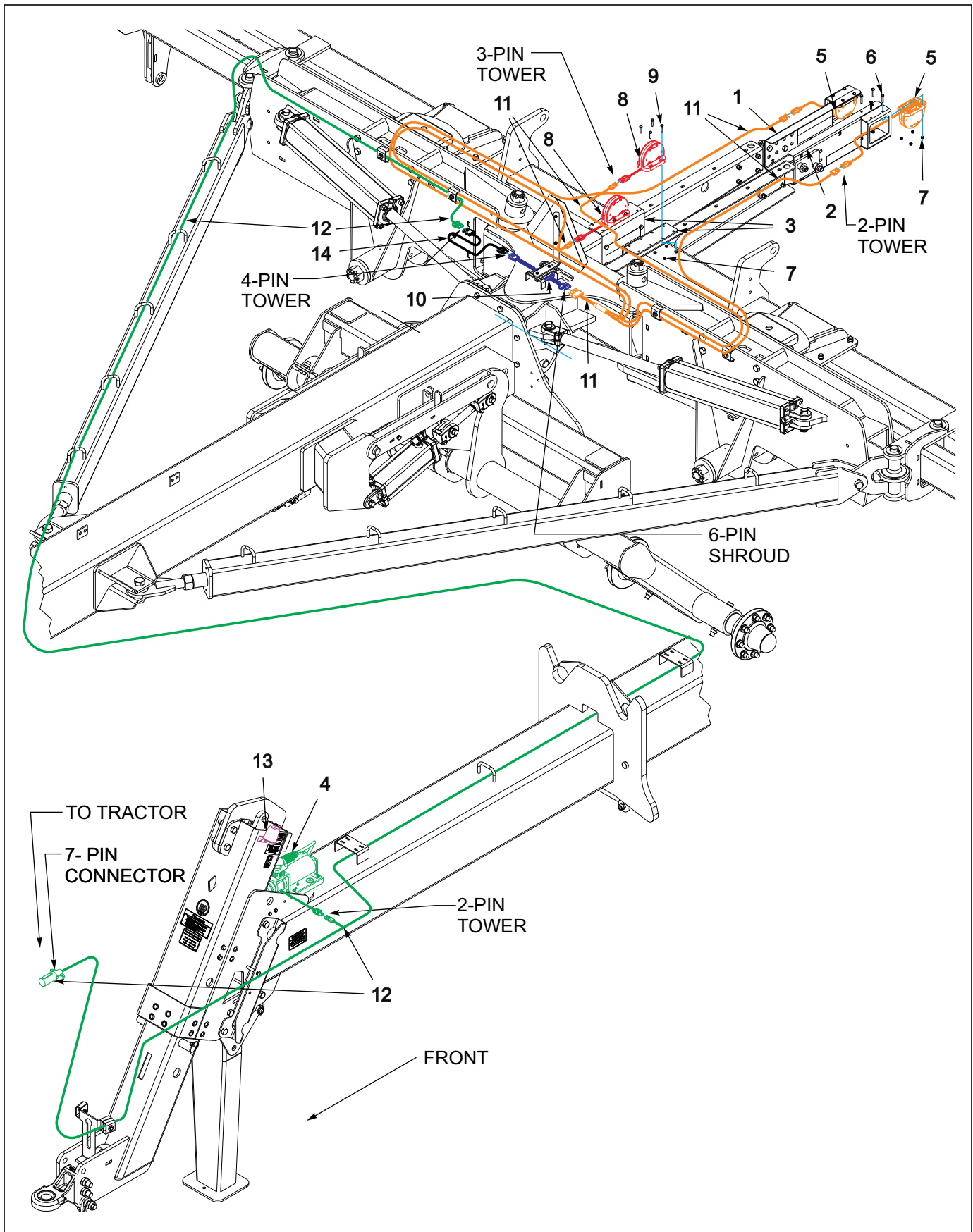


Figure 1-74: Electrical Assembly W/LED Lights (2 of 2)

Electrical Assembly

ITEM	PART NO.	DESCRIPTION	QTY.
1	208262	LIGHT ASSY, AMBER RIGHT (SEE PAGE 1-65 AND PAGE 1-67)	1
2	208263	LIGHT ASSY, AMBER LEFT (SEE PAGE 1-65 AND PAGE 1-67)	1
3	208266	LIGHT ASSY, RED (SEE PAGE 1-21)	2
4	187518	COMPRESSOR ASSY, AIR 12V (SEE PAGE 1-77)	1
5	174436	LAMP, AG AMBER SINGLE LED	2
6	1-654-010047-08	SCREW HX CP, 1/4-20UNCX1-1/2G5	8
7	1-512-010005-01	NUT, HEX, SLFLKG GRB 1/4-20	16
8	174435	LAMP, AG RED SINGLE LED	2
9	1-654-010047-07	SCREW, HX CP 1/4-20UNCX1-1/4G5	8
10	174437	MODULE, AG FLASHER CONTROL (SEE PAGE 1-7)	1
11	174442	HARNESS, REAR WARNING LIGHTS	1
12	174441	HARNESS, MAIN WARNING LIGHTS	1
13	2-368-010287	HARNESS, STOR-A-WAY (SEE PAGE 1-3)	1
14	2-368-010273	HARNESS, 34 INCH EXT	2

Decals

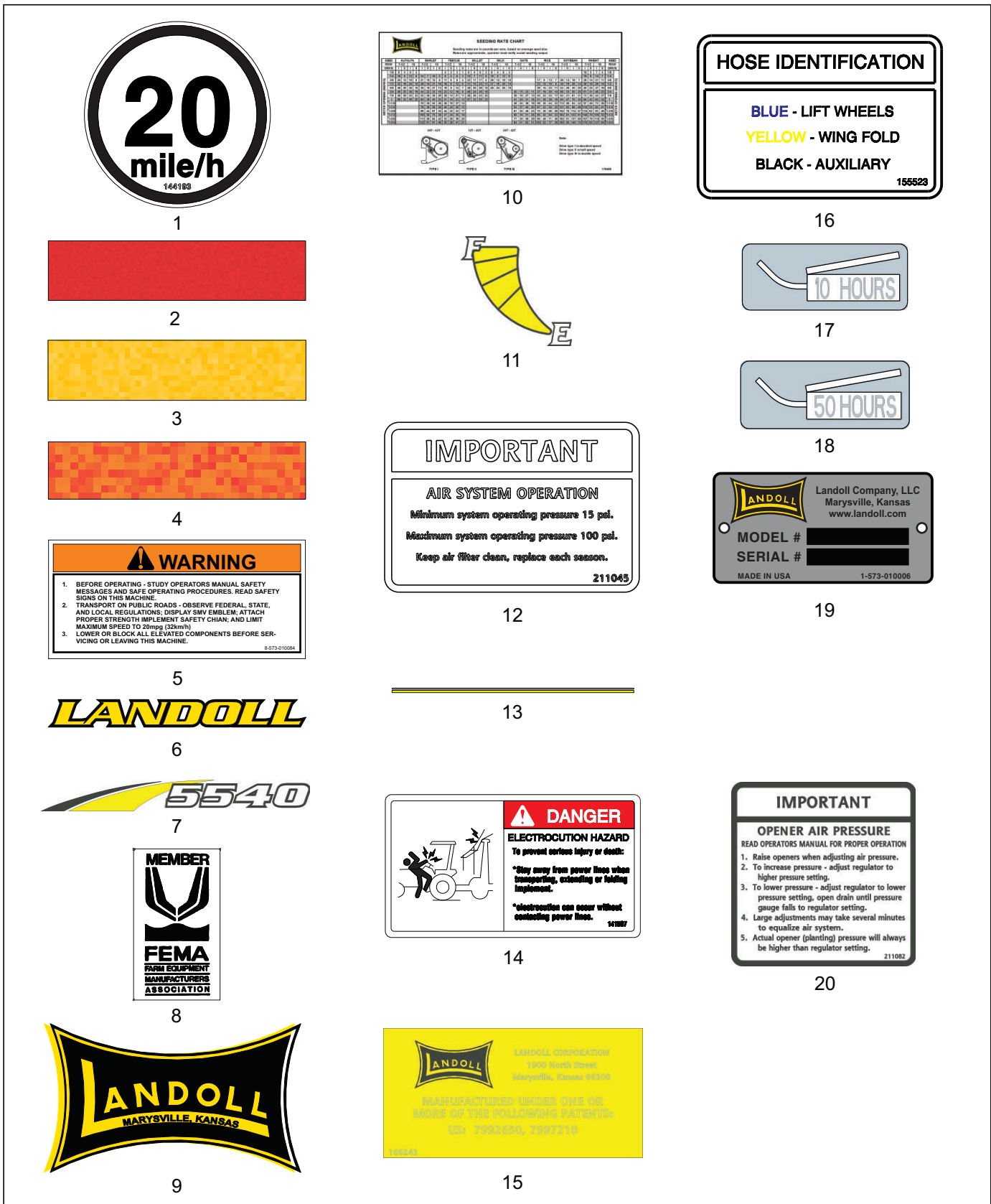


Figure 1-75: Decals

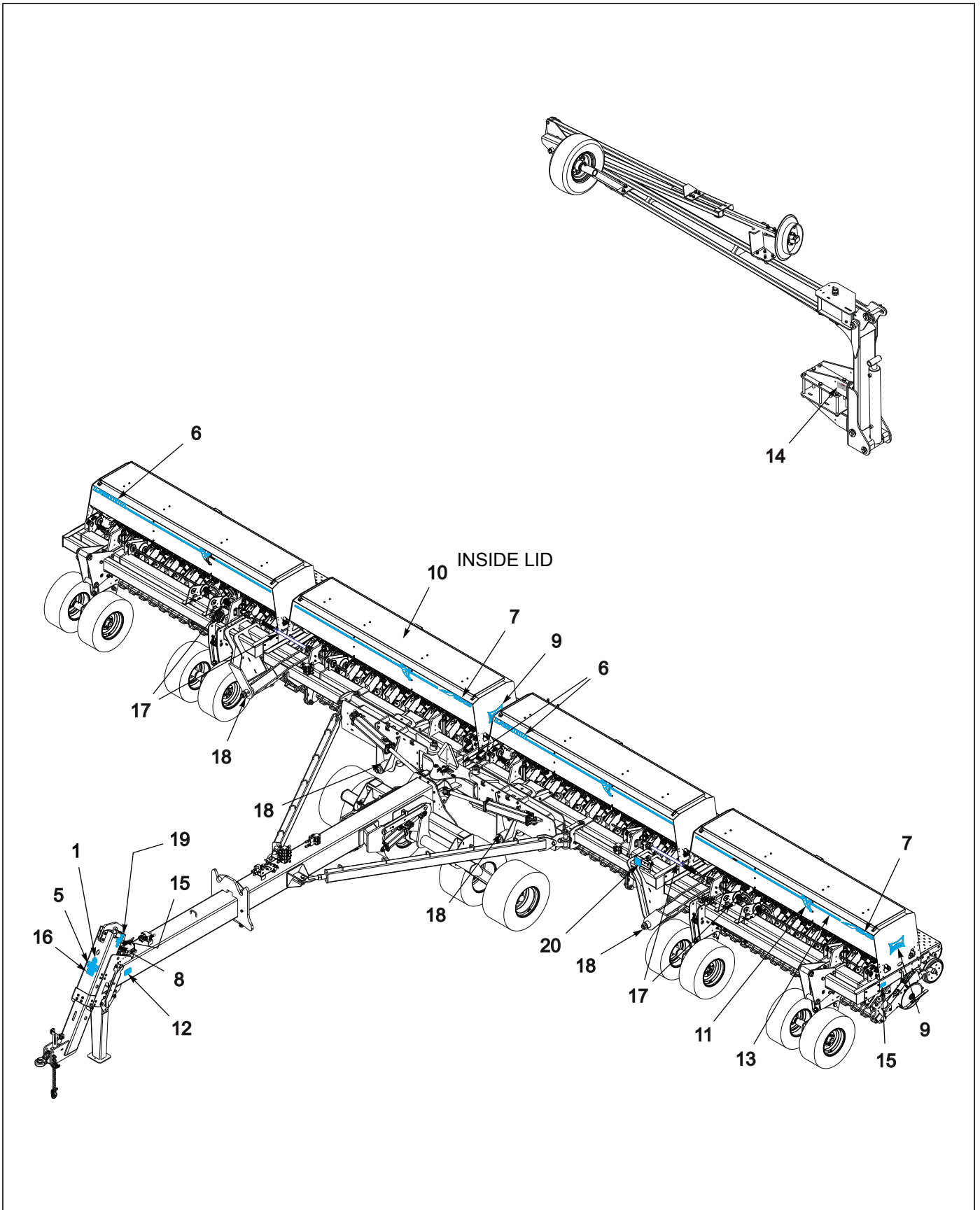


Figure 1-76: Decal Installation Front

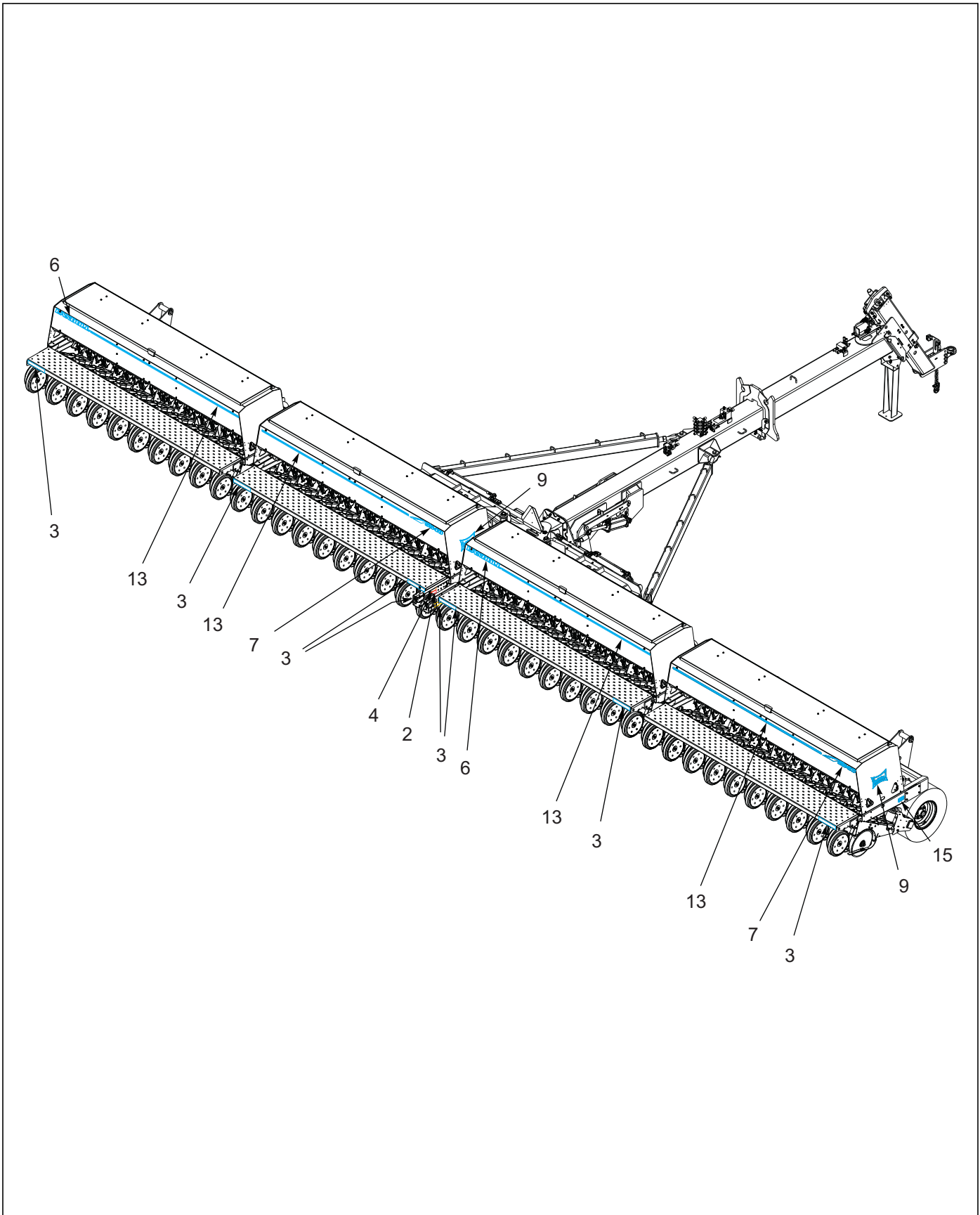


Figure 1-77: Decal Installation Rear

Decals

ITEM	PART NO.	DESCRIPTION	QTY.
1	144193	DECAL, SIS 20MPH	1
2	528933	REFLECTOR, RED (ITEMS 2, 3 & 4 SEE PAGE 1-21 FOR DECAL LOCATIONS ON LIGHT BRACKETS)	4
3	528934	REFLECTOR, YELLOW	8
4	528938	STRIPE, ORANGE	4
5	8-573-010084	DECAL WARNING BEFORE OPERATING	1
6	141260	DECAL, LANDOLL	5
7	208182	DECAL, MODEL 5540	4
8	2-573-010198	DECAL MEMBER FEMA	1
9	144351	DECAL, BLACK BOWTIE	4
10	176490	DECAL, SEED RATE	1
11	205147	DECAL, SEED LEVEL	4
12	211045	DECAL, AIR SYSTEM (SEE PAGE 1-113)	1
13	151539	DECAL, STRIPE 1 X 54"	16
14	141597	DECAL, DANGER ELECTROCUTION	2
15	166243	DECAL, PATENT TILLAGE	3
16	155523	DECAL, HOSE IDENTIFICATION	1
17	2-573-010330-02	DECAL, LUBRICATION 10 HOURS	AR
18	2-573-010330-03	DECAL, LUBRICATION 50 HOURS	AR
19	1-573-010006	PLACARD, NAME	1
19	156010	RIVET, BLIND.156X1/2 GRIP (NOT SHOWN)	2
20	211082	DECAL, AIR PRESSURE	1

Numerics

100000326	1-122	1-104-010002	1-107
100000362	1-128	110993	1-93, 1-103
100000423	1-129	111-0600	1-77
100808	1-67, 1-105	111-1267	1-99, 1-101
100827	1-79	111-2590	1-105
100830	1-21	111789	1-123, 1-124, 1-125, 1-128, 1-129
100855	1-9	111871	1-125
100966	1-107	111962	1-29, 1-31
101385	1-65, 1-67, 1-105	113805	1-123
101509	1-65	116038	1-105
101552	1-77	116100	1-5, 1-19, 1-23, 1-25, 1-103
101864	1-5	1-161-010003	1-107
101988	1-107	116254	1-105
102-0031	1-109, 1-115	116337	1-105
102-0114	1-77	116339	1-105
102-1130	1-109, 1-111	116350	1-115
102271	1-7	116354	1-105
102498	1-11, 1-29, 1-31	116366	1-105
102600	1-25, 1-27, 1-29, 1-31	116390	1-105
102601	1-11, 1-29	116405	1-105
102604	1-11, 1-29, 1-31	116431	1-109
103-0633	1-87	116446	1-105
103841	1-79	116447	1-105
104031	1-43, 1-45, 1-51, 1-53, 1-63, 1-79, 1-91	116489	1-109
104034	1-21	116492	1-111
104877	1-97	116699	1-105
105909	1-21, 1-23, 1-33, 1-37, 1-39, 1-59, 1-93, 1-95, 1-99, 1-101	116716	1-39
107-0975	1-33, 1-37, 1-39, 1-49, 1-57, 1-93	117186	1-103
107470	1-65, 1-67, 1-93	117722	1-37
1-076-010007	1-107	119083	1-7
1-076-010009	1-107	119118	1-25
108213	1-97	119716	1-37, 1-68, 1-93, 1-99, 1-101
108417	1-63, 1-71, 1-97	121029	1-121
		122825	1-33, 1-37
		122827	1-99, 1-101

TABLE OF CONTENTS

122836	1-37	1-397-010369054	1-109
122837	1-37	139974	1-77
122871	1-33, 1-37, 1-45, 1-53, 1-99, 1-101	13E6ER	1-13, 1-15
122910	1-109	1401756	1-43, 1-45, 1-51, 1-53
123552	1-109	140191	1-23
124131	1-113	140480	1-41
124133	1-113	140519	1-9
124696	1-5, 1-23, 1-109, 1-111, 1-113	1-406-010012	1-107
124971	1-43, 1-45, 1-51, 1-53	1408291	1-63
125659	1-109	141234	1-9
125720	1-39	141238	1-99, 1-101
125777	1-99, 1-101	141245	1-107
125784	1-39	141254	1-19
125796	1-39	141260	1-93, 1-137
125799	1-37, 1-69	141266	1-103
126561	1-43, 1-45, 1-49, 1-51, 1-53, 1-57, 1-62, 1-63, 1-91, 1-93, 1-99, 1-101	141271	1-107
127712	1-23	141301	1-124, 1-125
129251	1-7, 1-109, 1-127	141594	1-5, 1-109, 1-111, 1-113
129683	1-39	141597	1-137
1-297-010009-02	1-77	1416294	1-111
1-297-010033-02	1-73, 1-75	141776	1-3, 1-7
1-297-010033-03	1-75	141807	1-85
1-298-010001-1	1-16, 1-23, 1-27, 1-35, 1-41	141808	1-107
130411	1-43, 1-45, 1-51, 1-53	141828	1-109, 1-111, 1-113, 1-115
130689	1-87	141864	1-111
131868	1-127	141881	1-109, 1-111
1-323-010008	1-75	142109	1-124
132554	1-97	1422696	1-111
1-343-010001	1-77	1422896	1-113
135171	1-21	142774	1-3, 1-109, 1-122
13519	1-19	142779	1-83, 1-109, 1-111, 1-113
135912	1-124, 1-125	143880	1-79
137598	1-109	143898	1-79
137943	1-27	143901	1-59, 1-95
139692	1-43, 1-45, 1-51, 1-53	143904	1-79
1-397-010301018	1-113	143905	1-27, 1-35
1-397-010301108	1-113	143906	1-80, 1-81
		143910	1-79

TABLE OF CONTENTS

143911	1-63	144123	1-45, 1-53
143912	1-63	144124	1-45, 1-53
143915	1-79	144125	1-43, 1-45, 1-51, 1-53
143916	1-3, 1-5	144126	1-43, 1-45, 1-51, 1-53
143920	1-79, 1-80, 1-81	144127	1-43, 1-45, 1-51, 1-53
143924	1-79	144135	1-62
143937	1-79	144137	1-62
143947	1-41	144141	1-43, 1-45, 1-51, 1-53
143954	1-41	144144	1-49, 1-57
143955	1-41	144146	1-45, 1-53
143956	1-41	144147	1-59
143957	1-41	144158	1-43, 1-45, 1-51, 1-53
143962	1-79	144159	1-43, 1-45, 1-51, 1-53
143963	1-79	144179	1-27, 1-35
143966	1-79	144180	1-27, 1-39
143971	1-79	144181	1-35, 1-85
143987	1-41	144182	1-27, 1-39, 1-85
143992	1-41, 1-61	144183	1-33, 1-39, 1-45, 1-53
143994	1-123	144193	1-137
144001	1-19	144218	1-27, 1-35
144049	1-41	144237	1-79
144050	1-41	144259	1-65, 1-67
144053	1-93	144260	1-65, 1-67
144060	1-21, 1-23, 1-33, 1-37, 1-39, 1-93, 1-99, 1-101	144264	1-79, 1-80, 1-81
144077	1-21, 1-23, 1-33	144266	1-79
144078	1-21, 1-23, 1-33	144268	1-43, 1-45, 1-49, 1-51, 1-53, 1-57, 1-62, 1-91
144082	1-33, 1-37, 1-99, 1-101	144271	1-80
144083	1-33, 1-37	144272	1-81
144086	1-33, 1-37, 1-39, 1-93, 1-99, 1-101	144275	1-79
144087	1-33, 1-37	144313	1-80
144094	1-63	144314	1-81
144095	1-63	144316	1-79
144096	1-63	144317	1-79
144099	1-33	144321	1-9, 1-109, 1-123
144105	1-45, 1-53	144324	1-79
144115	1-39	144328	1-79
144118	1-45, 1-53	144331	1-79
		144332	1-79

TABLE OF CONTENTS

144335	1-79	1-512-010005-15	1-3, 1-7, 1-9, 1-19, 1-80, 1-81, 1-103
144336	1-79	1-512-010005-19	1-3, 1-7, 1-19, 1-21, 1-23, 1-27
144337	1-79	1-512-010007-03	1-97
144338	1-27, 1-35	1-512-010007-12	1-49, 1-57
144341	1-19	1-512-010007-14	1-5, 1-95
144348	1-79	1-512-010007-16	1-5
144349	1-79	151512	1-65, 1-67
144351	1-137	151513	1-65, 1-67, 1-93
144356	1-19	151530	1-80, 1-81
144357	1-21	151533	1-3, 1-5
144373	1-19, 1-23	151539	1-93, 1-137
146700	1-15	151540	1-67
147072	1-25, 1-39, 1-105	151543	1-79
147360	1-129	151547	1-43, 1-45, 1-51, 1-53
147361	1-129	151576	1-63
147375	1-122, 1-123	151582	1-45, 1-53
147376	1-122, 1-123	151586	1-45, 1-53
147377	1-122	151587	1-33
147582	1-109	151588	1-33, 1-37
148097	1-124, 1-125	151590	1-71, 1-73, 1-87
150076	1-67	151591	1-71
1-510-010003-09	1-39, 1-59, 1-65, 1-67, 1-79, 1-80, 1-81, 1-83, 1-87	151592	1-71, 1-87
1-511-010001-07	1-105	151593	1-71
1-511-010002-08	1-79	151595	1-73
1-512-010003-03	1-63, 1-77	151596	1-37
1-512-010003-05	1-71, 1-97	1-516-010001-20	1-11, 1-29, 1-31
1-512-010003-06	1-77	1-516-010001-27	1-19, 1-23
1-512-010005-01	1-3, 1-7, 1-43, 1-45, 1-51, 1-53, 1-65, 1-67, 1-71, 1-77, 1-93, 1-133	151604	1-73
1-512-010005-03	1-15, 1-21, 1-23, 1-27, 1-33, 1-35, 1-37, 1-39, 1-59, 1-71, 1-79, 1-93, 1-95, 1-99, 1-101, 1-103, 1-105	151605	1-3
1-512-010005-05	1-3, 1-5, 1-9, 1-19, 1-23, 1-25, 1-43, 1-45, 1-51, 1-53, 1-62, 1-71, 1-85, 1-95, 1-105, 1-115	151610	1-73
1-512-010005-09	1-3, 1-5, 1-7, 1-9, 1-13, 1-21, 1-23, 1-25, 1-27, 1-33, 1-35, 1-37, 1-39, 1-65, 1-67, 1-69, 1-95, 1-99, 1-101, 1-103, 1-105	153631	1-39
1-512-010005-13	1-5, 1-21, 1-23, 1-33, 1-37, 1-65, 1-67, 1-80, 1-81, 1-87, 1-93, 1-103, 1-105	153696	1-3
		153811	1-21, 1-23
		153822	1-3
		153841	1-111
		153857	1-85
		153859	1-27

TABLE OF CONTENTS

153887	1-105	157648	1-21, 1-103
153888	1-105	158278	1-39
154102	1-123	158286	1-3
154104	1-123	158305	1-39
154736	1-23, 1-25	158309	1-93
154841	1-43, 1-45, 1-51, 1-53	158310	1-93
154845	1-69	159041	1-95
154846	1-69	159094	1-43, 1-45, 1-51, 1-53
154849	1-67, 1-69	159095	1-43, 1-45, 1-51, 1-53
154851	1-77	159101	1-43, 1-51
154852	1-77	159102	1-43, 1-45, 1-51, 1-53
154853	1-3	159880	1-63
154888	1-27	159882	1-45, 1-53
154896	1-23	159883	1-45, 1-53, 1-63
155523	1-137	159897	1-45, 1-53
155528	1-109	159898	1-45, 1-53
155529	1-111	159899	1-45, 1-53
155530	1-115	159914	1-62
1-557-010327	1-33, 1-37	159915	1-45, 1-53, 1-62
1-557-010362-40	1-105, 1-107	159917	1-65, 1-67
1-557-010362-51	1-11, 1-29, 1-31	159954	1-19
1-557-010362-54	1-25	159970	1-29, 1-31
1-557-010362-59	1-79	160406	1-77
1-557-010362-63	1-23	161462	1-35
155828	1-19	161474	1-43, 1-45, 1-51, 1-53
155840	1-43, 1-45, 1-51, 1-53	161475	1-43, 1-45, 1-51, 1-53
155868	1-129	161476	1-43, 1-45, 1-51, 1-53
155871	1-95	161477	1-43, 1-45, 1-51, 1-53
155873	1-95	162191	1-15
155874	1-97	162551	1-43, 1-46, 1-51, 1-54
156010	1-137	162671	1-109, 1-119
156945	1-109	162778	1-111
156950	1-3	1-630-010021-03	1-3
156972	1-27, 1-29	163578	1-75
156973	1-29, 1-31	163981	1-68, 1-99, 1-101
156974	1-29	1-647-010004217	1-15, 1-33, 1-37, 1-39, 1-45, 1-53, 1-93, 1-99, 1-101
156979	1-29, 1-31	1-647-010004240	1-5, 1-9, 1-19, 1-21, 1-27, 1-103
1-573-010006	1-137		

TABLE OF CONTENTS

1-647-010004257	1-19, 1-21, 1-23	1-654-010061-23	1-19, 1-103
165236	1-27	1-654-010065-15	1-19, 1-23
1-654-010047-03	1-63	1-654-010065-28	1-3
1-654-010047-04 ..	1-7, 1-43, 1-45, 1-51, 1-53, 1-65	1-654-010070-02	1-65, 1-67, 1-79, 1-83
1-654-010047-06	1-3, 1-67, 1-83	1-654-010070-07	1-99, 1-101
1-654-010047-07	1-133	1-654-010070-11	1-105
1-654-010047-08	1-43, 1-45, 1-51, 1-53, 1-65, 1-77, 1-133	1-654-010125-22	1-3
1-654-010047-09	1-7, 1-109, 1-111, 1-113	1-654-010158-02	1-67, 1-93
1-654-010047-13	1-71	1-654-010160-07	1-62
1-654-010047-14	1-71	1-655-010001-3	1-65, 1-67
1-654-010049-05	1-15, 1-105	1-655-010003-06	1-95
1-654-010049-11	1-27, 1-35	1-656-010003026	1-63
1-654-010049-19	1-71	1-656-010003053	1-77
1-654-010051-05	1-3, 1-71, 1-115	1-656-010003076	1-71
1-654-010051-07	1-3, 1-105	1-659-010004	1-107
1-654-010051-09	1-5, 1-23, 1-25	166243	1-137
1-654-010051-11	1-3, 1-19, 1-105	168844	1-49, 1-57
1-654-010051-16	1-25	168856	1-59
1-654-010055-01	1-3, 1-13, 1-79	168857	1-59
1-654-010055-02 ..	1-5, 1-21, 1-23, 1-43, 1-45, 1-51, 1-53	168859	1-29, 1-31
1-654-010055-03	1-3, 1-65, 1-67, 1-87	168866	1-58
1-654-010055-04	1-25, 1-103	168867	1-58
1-654-010055-05	1-5, 1-21, 1-23, 1-39, 1-69	168868	1-49, 1-57
1-654-010055-07	1-33, 1-37, 1-39	168869	1-49, 1-57
1-654-010055-09	1-45, 1-53, 1-105	168870	1-49, 1-57
1-654-010055-11	1-5, 1-21, 1-33, 1-39, 1-103	168871	1-58
1-654-010055-13 ..	1-3, 1-9, 1-27, 1-35, 1-79, 1-80, 1-81	168872	1-58
1-654-010055-14	1-7, 1-27	168873	1-58
1-654-010059-05	1-5, 1-103	168888	1-49
1-654-010059-07	1-65, 1-67	168889	1-57
1-654-010059-09	1-67	168891	1-113
1-654-010059-11	1-105	168903	1-43, 1-46, 1-51, 1-54
1-654-010059-14	1-80, 1-81	168906	1-99, 1-101
1-654-010059-16	1-79	169550	1-128
1-654-010061-05	1-3, 1-9, 1-79	169650	1-127
1-654-010061-09	1-7	169651	1-127
		169690	1-105
		170302	1-11

TABLE OF CONTENTS

170310	1-11	174420	1-91
171010	1-27	174434	1-91
171011	1-27	174435	1-133
171078	1-126	174436	1-65, 1-133
171080	1-126	174437	1-7, 1-133
171081	1-126	174441	1-117, 1-133
171107	1-11	174442	1-133
171771	1-11	174470	1-19
171772	1-11	174486	1-49, 1-57
171773	1-11	174487	1-49, 1-57
171892	1-23	174720	1-5, 1-111, 1-126
172509	1-105, 1-107	174721	1-109
172644	1-68	176490	1-137
172647	1-37	176552	1-95
172648	1-37	176554	1-95
172649	1-37	176555	1-95
172656	1-97	176556	1-95
172700	1-46, 1-49, 1-54, 1-57	176557	1-95
172701	1-49	176565	1-93
172703	1-43, 1-46, 1-51, 1-54	176566	1-91
172704	1-59	176567	1-99
172706	1-49, 1-57, 1-58	176568	1-101
172712	1-49, 1-57, 1-59	176569	1-93
172713	1-49, 1-57	176575	1-97
172730	1-58	176578	1-97
172735	1-49, 1-57	176584	1-95, 1-97
172739	1-79	176590	1-93
172882	1-115	176591	1-93
172973	1-113	176605	1-93, 1-99
174399	1-91	176606	1-93, 1-101
174400	1-91	176619	1-93, 1-95
174407	1-37	176627	1-68, 1-99, 1-101
174408	1-37	176657	1-91
174409	1-93	176664	1-93, 1-99, 1-101
174412	1-93	176667	1-95
174413	1-93	176669	1-105
174414	1-91	176676	1-59
174419	1-91	177032	1-16

TABLE OF CONTENTS

177393	1-19	189454	1-16
179773	1-91	189467	1-16
179776	1-43, 1-46, 1-51, 1-54	189468	1-16
180117	1-109	190400035	1-122
180483	1-128	190987	1-23, 1-25
181932	1-19, 1-111, 1-128	191440	1-39
1-833-010001	1-71, 1-87	191443	1-39
1-861-010004	1-107	191924	1-5
1-861-010005	1-11, 1-29, 1-31	191925	1-5
1-861-010032-03	1-77	192481	1-109
1-861-010032-06	1-67	192890	1-3, 1-9, 1-65, 1-67, 1-87
1-861-010032-07	1-43, 1-45, 1-51, 1-53, 1-71	193225	1-103
1-861-010032-11	1-3, 1-19, 1-105	194604	1-75
1-861-010032-14	1-5, 1-7, 1-9, 1-33, 1-37, 1-39, 1-43, 1-45, 1-51, 1-53, 1-62, 1-79, 1-99, 1-101	194674	1-77
1-861-010032-15	1-69	194675	1-77
1-861-010032-19	1-65, 1-67	195009	1-9
1-861-010032-20	1-79	195196	1-119
1-861-010032-24	1-3, 1-7	195594	1-3
1-861-010032-32	1-9, 1-21, 1-25, 1-27	196119	1-103
1-861-010034-07	1-97	198320	1-5
1-861-010034-10	1-15	199396	1-77
1-861-010034-11	1-3, 1-115	1C199	1-97
1-861-010034-13	1-3, 1-5, 1-79, 1-105	1C213	1-97
1-861-010034-21	1-5, 1-59	1D598	1-99, 1-101
186234	1-87	1P292	1-113
187491	1-71, 1-75, 1-77, 1-85	201772	1-41
187518	1-71, 1-77, 1-133	201787	1-23, 1-39, 1-41
187519	1-77	202702-6-6S	1-111, 1-121
187520	1-77	202702-6-8S	1-109
187521	1-77	202702-8-8S	1-109, 1-111, 1-113, 1-119, 1-121
187522	1-77	203003-8-8S	1-111
1-879-010011	1-77	203005-8-8S	1-109
188530	1-5	203014	1-43, 1-46, 1-51, 1-54
188639	1-9, 1-11	203015	1-5
188640	1-11	203016	1-9
188774	1-111	203017	1-67
189451	1-3, 1-16	203023	1-19
		203025	1-71, 1-73

TABLE OF CONTENTS

203026	1-21	207467	1-27
203027	1-21	207474	1-21
203030	1-89	207476	1-21
203042	1-23	207478	1-21
203043	1-23	207486	1-71, 1-75
203063	1-77	207491	1-75
203102-8-8S	1-109, 1-111	207492	1-75
203525	1-103	207494	1-43, 1-46, 1-51, 1-54
203616	1-13	207495	1-43, 1-46, 1-51, 1-54
204386	1-9	207496	1-43, 1-46, 1-51, 1-54
205141	1-19	207497	1-43, 1-46, 1-51, 1-54
205147	1-43, 1-46, 1-51, 1-54, 1-137	207498	1-43, 1-46, 1-51, 1-54
205148	1-19	207499	1-43, 1-46, 1-51, 1-54
205149	1-19	207660	1-5, 1-9
205155	1-65	208182	1-93, 1-137
205192	1-61	208192	1-9
205947	1-23, 1-39	208194	1-7
205948	1-23, 1-39	208195	1-7
205953	1-109, 1-121	208196	1-7
205961	1-19	208204	1-3
205973	1-9	208205	1-3
205985	1-5	208208	1-3
205986	1-5	208215	1-61
205988	1-3	208216	1-43, 1-46, 1-49
205992	1-3, 1-5	208217	1-43, 1-46, 1-49
205994	1-7	208219	1-61
205995	1-5	208220	1-49, 1-57, 1-61, 1-68
206209-8-8S	1-109	208221	1-49, 1-57, 1-61, 1-68
2062-10-8S	1-111	208224	1-21, 1-23
2062-6-6S	1-111	208226	1-27, 1-35
2062-8-6S	1-111, 1-115	208227	1-39
2062-8-8S	1-109, 1-111, 1-113	208232	1-23, 1-39
2071-8-8S	1-109, 1-111	208234	1-23, 1-39
207455	1-27	208235	1-23
207456	1-9	208236	1-65
207460	1-5	208240	1-9
207462	1-5	208241	1-5
207465	1-109	208255	1-71

TABLE OF CONTENTS

208256	1-71	211075	1-5, 1-111
208257	1-93	211076	1-113
208260	1-65, 1-67, 1-87, 1-113, 1-129	211077	1-113
208262	1-65, 1-133	211079	1-71
208263	1-65, 1-133	211080	1-75
208264	1-65	211081	1-71
208265	1-65	211082	1-71, 1-137
208266	1-133	211084	1-85
208267	1-21	211085	1-87
208268	1-7	211086	1-103
208276	1-43, 1-65, 1-67	211087	1-89
208277	1-43, 1-65, 1-67	211089	1-89
208278	1-91	211090	1-89
208279	1-91	211092	1-103
208280	1-91	211093	1-103
208281	1-91	211095	1-103
208282	1-51, 1-65, 1-67	211096	1-103
208283	1-51, 1-65, 1-67	211097	1-105
208284	1-51, 1-54, 1-57	212710	1-105
208285	1-51, 1-54, 1-57	212711	1-105
2-095-010017	1-62, 1-65, 1-67, 1-93	212724	1-105, 1-107
209728	1-23, 1-109, 1-124	212725	1-105, 1-107
209729	1-23, 1-109, 1-125	212728	1-107
209793	1-87, 1-89	212729	1-107
211034	1-19	212743	1-103
211038	1-21	212744	1-103
211045	1-71, 1-137	212745	1-103
211046	1-39	212750	1-115
211047	1-39	212754	1-103
211058	1-3	212755	1-103, 1-115, 1-130
211059	1-119	212757	1-115
211060	1-109, 1-119	212758	1-105
211061	1-119	212759	1-105
211062	1-75	212760	1-103
211067	1-121	212761	1-103
211068	1-115, 1-121	212784	1-39
211069	1-121	212785	1-71
211070	1-119	212787	1-129

TABLE OF CONTENTS

213771	1-109	218437	1-25
213772	1-109	218438	1-25
213931	1-5	218439	1-25
213932	1-67	218440	1-25
213946	1-39	218441	1-25
213947	1-39	218443	1-25
213948	1-39	218447	1-25
213949	1-130	218448	1-25
214889	1-45	218449	1-25
214890	1-45	218456	1-25
214891	1-35, 1-93	218457	1-25
214892	1-53	218458	1-25
214893	1-53	218459	1-25
2-150-010008	1-3	218461	1-23, 1-25
2-150-010174	1-19, 1-65, 1-67	218466	1-25
215972	1-75	218467	1-23
215996	1-105	218468	1-25
215997	1-103	218469	1-25
216434	1-105	218638	1-124
216453	1-115	218639	1-124
216469	1-9	218640	1-124, 1-125
216494	1-25	218646	1-128
216738	1-105	218647	1-128
216764	1-23	218652	1-125
2-181-010001	1-3, 1-19	218653	1-125
218384	1-109, 1-111, 1-113	220197	1-109, 1-111, 1-113
218385	1-7, 1-15	222320	1-91
218386	1-15	222321	1-91
218387	1-15	222343	1-25
218388	1-15	223435	1-31
218389	1-15	223437	1-31
218390	1-13	223438	1-31
218391	1-117	223439	1-31
218392	1-13, 1-15	223440	1-27, 1-31
218393	1-5, 1-13	224573	1-77
218394	1-109, 1-111, 1-113	224585	1-83
218435	1-25	224587	1-83
218436	1-25	224650	1-93, 1-95

TABLE OF CONTENTS

227694	1-39	71508954	1-109
23085	1-21	71508984	1-109
2-368-010273	1-133	71509000	1-111
2-368-010274	1-91	7D937	1-97
2-368-010287	1-3, 1-133	7D938	1-97
239-8101-14	1-77	8-102-010019	1-105, 1-107
2-474-010022	1-21, 1-113	8-105-010006	1-59
25021	1-39	830025	1-105
2-573-010198	1-137	8-573-010084	1-137
2-573-010330-02	1-137	85G624E	1-13
2-573-010330-03	1-137	8K048	1-105
2779127	1-111	9J433	1-95
2-788-010010	1-77		
2K503	1-99, 1-101	H	
3-076-010005	1-21	<hr/>	
3-238-010007	1-85	HEHM240	1-77
3-272-010017	1-77		
3-720-010075	1-7	M	
3P115	1-99, 1-101	<hr/>	
4001060	1-25, 1-29, 1-31	MS35692-81	1-23
4281-01	1-13, 1-15	MS51412-43	1-23, 1-39
42H12	1-93		
4D402	1-95	T	
4D413	1-95	<hr/>	
5000	1-11, 1-29, 1-31	TR575	1-9, 1-27
50002-62	1-113		
5001195	1-111		
51039-23	1-113		
5210	1-103, 1-105		
528933	1-21, 1-65, 1-137		
528934	1-65, 1-137		
528938	1-21, 1-65, 1-137		
6-102-010009	1-65, 1-87		
6K516	1-99, 1-101		
70239854	1-3		
70260977	1-7		
70592442	1-3, 1-69		
70593063	1-21, 1-23, 1-33, 1-37, 1-93		

Document Control Revision Log:

Date	Revision	End Item #	Improvement(s) Description and Comments
05/28/18	F-976-0518	New	Initial Release
07/31/18	F-976-0518	Update	Updated marker and added fertilizer option
10/31/18	F-976-1018	Update	Seed drive, electrical and hydraulic updates
01/11/19	F-976-0119	Update	Cylinder updates for Dealer Portal
08/13/19	F-976-0819	Update	Drive wheel (added clutch assembly), hydraulic (added fold switches, solenoid valves to lift, fold and opener hydraulics, changed hose lengths, cylinders), updated Loup II monitor assembly and cable.
06/16/20	F-976-0620	Update	Updated hub/spindle assembly, added small seed box assemblies, updated lift cylinder, updated air compressor.



Intertek

Equipment from Landoll Company, LLC is built to exacting standards ensured by ISO 9001 registration at all Landoll manufacturing facilities.

Model 5540-50 Folding Grain Drill Parts Manual

Re-Order Part Number F-976-0620

LANDOLL COMPANY, LLC

1900 North Street

Marysville, Kansas 66508

(785) 562-5381

800-428-5655 ~ WWW.LANDOLL.COM



Copyright 2020. Landoll Company, LLC

“All rights reserved, including the right to reproduce this material or portions thereof in any form.”

Scan to go to www.landoll.com

