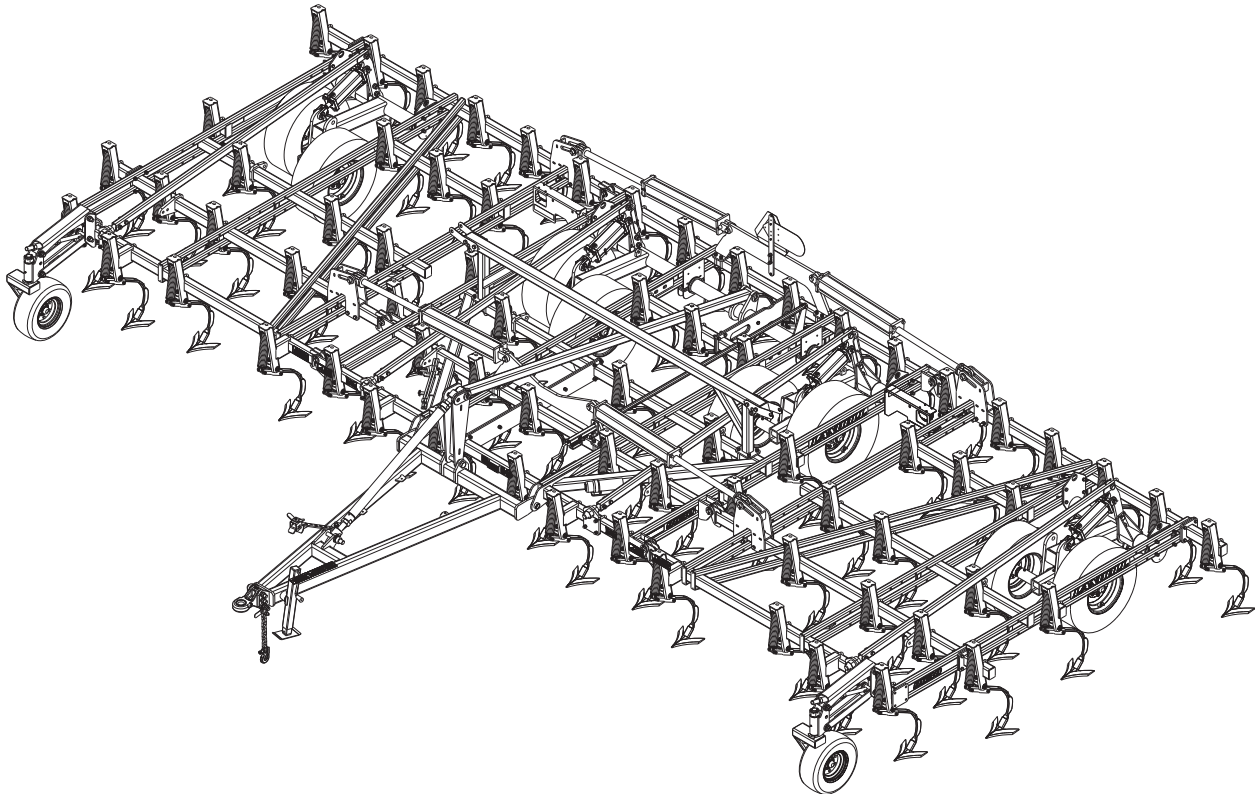




**Model 9630
Field Cultivator
Parts Manual**



LANDOLL COMPANY, LLC

1900 North Street

Marysville, Kansas 66508

(785) 562-5381

800-428-5655 ~ WWW.LANDOLL.COM

Instructions for Ordering Parts

**** Repair parts must be ordered through an Authorized Dealer ****

DEALER INSTRUCTIONS FOR ORDERING PARTS FROM LANDOLL PARTS DISTRIBUTION CENTER

Phone #: 800-423-4320 or 785-562-5381

Fax #: 888-527-3909

Order online: dealer.landoll.com

IDENTIFICATION PLATE

The identification plate, which lists the model number and serial number, is located on the front of the frame.

SERIAL NUMBER

The serial number is located on the identification plate.
The Following information will help decode the 9630 FC serial number

96H2220000 = xxmysssss

QR CODE DECAL

The 9600 series QR code decal, may be scanned to link you to the most current manuals, located on the front of the frame *See Figure 1-1*

xx	= model series (i.e. 96 for Field Cultivator)
m	= month of manufacture (ex. "H" means October. The letter I is not used.)
yy	= year manufactured (ex. "22" means 2022)
SSSSS	= Sequential number used to track warranty and service information.

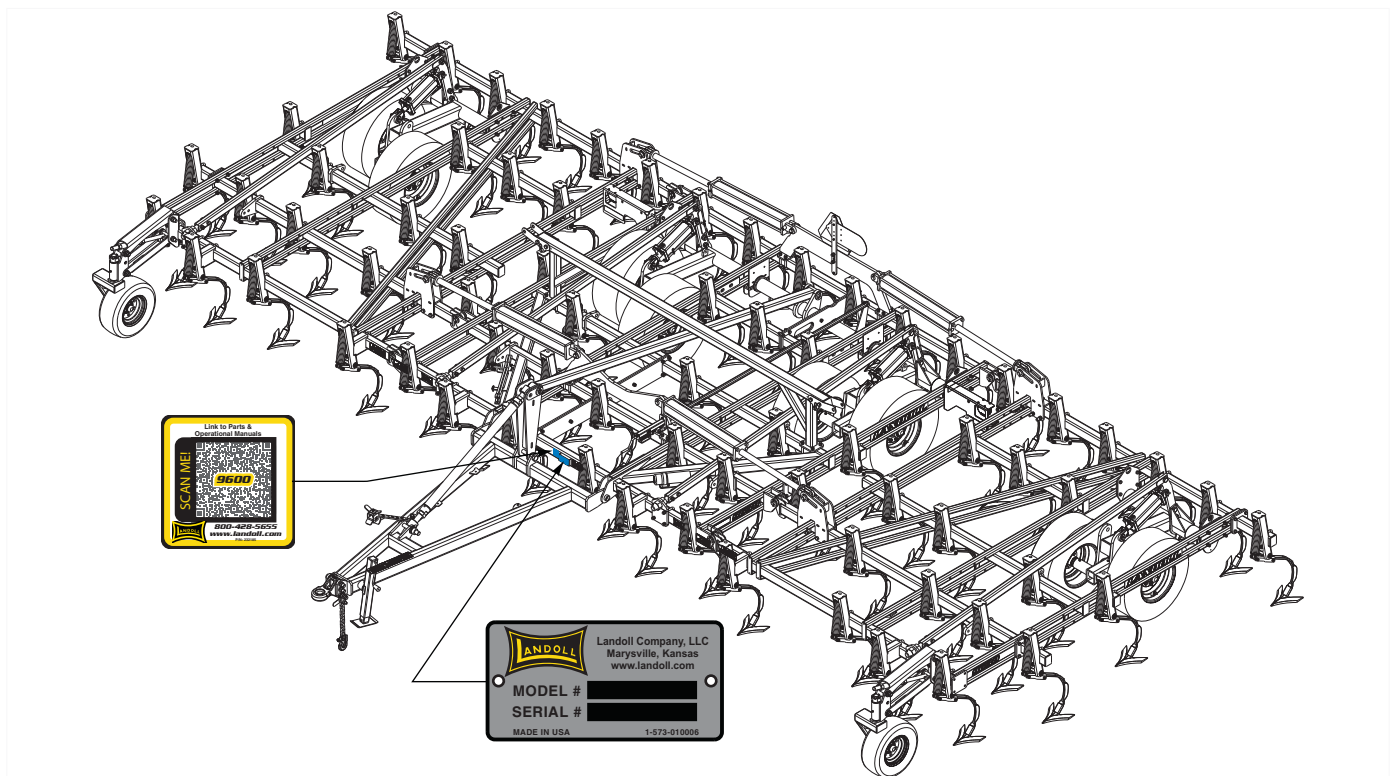


Figure 1-1: Identification Plate and Location

Manuals for 9630 Field Cultivator

Manual Number	Manual Type
F-632	Operator's Manual
F-633	Parts Manual

Table of Contents

1	Frame Assemblies Center	
	Center Frame Assembly	1-1
	Center Frame Lift Assembly	1-3
	Depth Stop Tube Assembly	1-7
	Walking Beam Assembly (Before 7-1-2016)	1-9
	Walking Beam Assembly (After 7-1-2016)	1-10
	Hub and Spindle Assembly, 8 Bolt 2-1/4"	1-11
	Hub and Spindle Assembly, 6 Bolt 2-1/4"	1-13
2	Hitch Assemblies	
	Hitch and Leveling Assembly	2-1
	Radius Rod Assembly	2-3
	Ball and Clevis Hitches	2-4
	Jack Assembly	2-5
3	Frame Assemblies Wing	
	Wing Assembly	3-1
	Front Gauge Wheel Assembly	3-5
	Hub/Spindle Assembly 6-Bolt	3-7
4	Shank Assemblies	
	Shank Assembly Spring	4-1
	Shank Assembly S-Tine	4-3
5	Hydraulic Assemblies	
	Hydraulic Assembly Lift, 9630-20'-24'	5-1
	Hydraulic Assembly Lift, 9630-28'-34'	5-3
	Hydraulic Assembly Fold 9630-20'-24'	5-5
	Hydraulic Assembly Fold 9630-28'-30'NC	5-7
	Hydraulic Assembly Fold 9630-30'-34'	5-9
6	Cylinders	
	Cylinder Assembly 3-3/4 x 10, Rephase	6-1
	Cylinder Assembly 4 x 10, Rephase	6-2
	Cylinder Assembly 4 x 30	6-3
	Cylinder Assembly 4-1/2 x 30	6-4
7	Electrical	
	Electrical Assembly W/LED Lights Wiring Chart	7-1
	Electrical Assembly W/LED Lights	7-3
8	Decals	
	Decals	8-1
	Decal Installation	8-3

9 Attachments

4 Row Coil Tine Layout 9-1
 Coil Tine Harrow Assembly 9-5
 4 Row Coil Tine Harrow Assembly 9-7
 3 Row Tine and Reel Harrow Layout 9-9
 Tine and Reel Arm Assembly 9-13
 3 Row Coil Tine Harrow Assembly 9-15
 3 Row Spike and Reel Layout 9-17
 Reel Assembly 9-21
 3 RSD and Flat Reel Layout 9-23
 Flat Reel Assembly 9-27
 Spike Bar Assembly, 9 SP 9-29
 3 RSD Arm Assembly 9-31
 3 RSD Arm Assembly W/O Spring 9-33
 Rear Tow Hitch Assembly 9630-20'-30'NC 9-35
 vRear Tow Hitch Assembly 9630-30'-34' 9-37

10 Glossary

Frame Assemblies Center

Center Frame Assembly

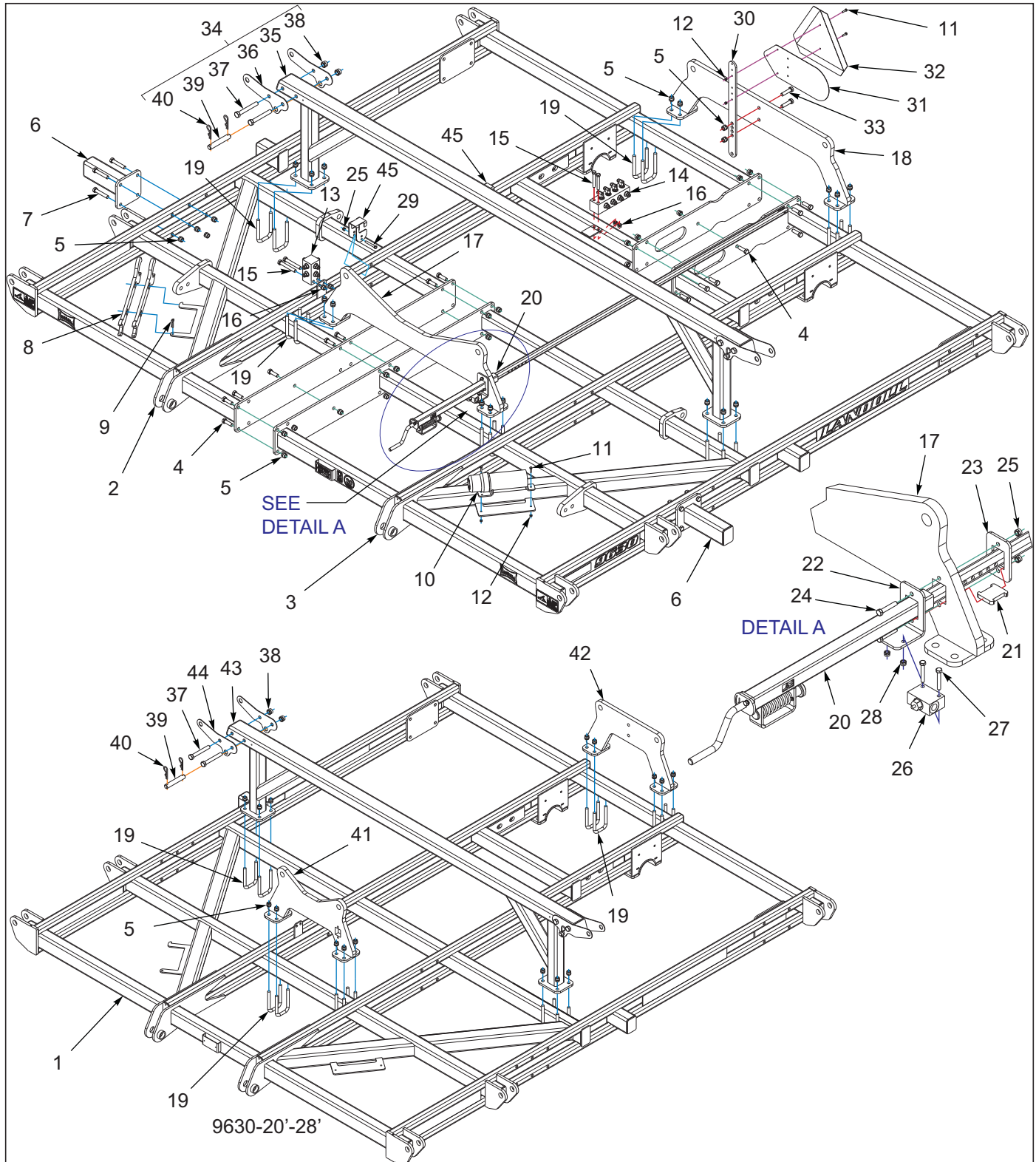


Figure 1-1: Center Frame Assembly

Center Frame Assembly

ITEM	PART NUMBER	DESCRIPTION	QTY.
1	164214	FRAME WLDMT CENTER 11' (9630-20'-28'-30'NC)	1
2	164215	FRAME WLDMT RH CENTER 12-1/2' (9630-30'-34')	1
3	164216	FRAME WLDMT LH CENTER 12-1/2' (9630-30'-34')	1
4	1-654-010059-05	SCREW,HEX CAP,5/8-11UNCX2 GR5	22
5	1-512-010005-13	NUT,HEX SLFLKG GRB 5/8-11	56
6	164200	EXTENSION, SHANK 12" WLDMT	2
7	1-654-010059-11	SCREW,HX CP 5/8-11UNCX3.5GR5	8
8	141109	WRENCH, ADJUSTMENT	2
9	70239854	PIN QUICK HITCH	1
10	142753	MANUAL HOLDER	1
11	1-654-010047-06	SCREW,HX CP 1/4-20UNCX1 GR5	4
12	1-512-010005-01	NUT,HEX,SLFLKG GRB 1/4-20	4
13	166253	MANIFOLD ASSY FOLD	1
14	166252	MANIFOLD ASSY LIFT/FOLD	1
15	1-654-010055-11	SCREW,HX CP 1/2-13UNCX3-1/2	4
16	1-512-010005-09	NUT,HEX,SLFLKG, 1/2-13 GRB	4
17	191488	MOUNT WLDMT FOLD CYL FRONT (9630-30'-34') (4-1/2" FOLD CYLINDERS, 38-3/4 PIN CENTERS) (9630-30'-34')AFTER 7/28/2016)	1
18	191490	MOUNT WLDMT FOLD CYL REAR (9630-30'-34') (4-1/2" FOLD CYLINDERS, 38-3/4 PIN CENTERS) (9630-30'-34')AFTER 7/28/2016)	1
19	2-102-010054	U-BOLT	24
20	164260	TUBE ASSY, DEPTH STOP (SEE PAGE 1-7)	1
21	164126	PLATE, SLIDE	1
22	164125	MOUNT, DCV VALVE	1
23	166250	CLAMP PLATE STROKE CONTROL	1
24	1-654-010051-09	SCREW,HEX CAP,3/8-16UNCX2 GR5	2
25	1-512-010005-05	NUT, HEX, SLFLKG GRB 3/8-16	4
26	185660	VALVE, LIMIT	1
27	1-654-010049-09	SCREW,HEX CAP,5/16-18UNCX2GR5	2
28	1-512-010005-03	NUT HEX SLFLKG GRB 5/16-18	2
29	1-654-010051-12	SCREW,HEX CAP,3/8-16UNCX2-3/4	2
30	164142	BRACKET, SMV MOUNTING	1
31	224590	MOUNT, SIS DECAL	1
32	70260977	SMV EMBLEM	1
33	1-654-010059-07	SCREW HX CP 5/8-11UNCX2-1/2G5	2
34	232487	WING STABILIZER ASSY, 9630 (9630-30'-34') (INCLUDES ITEMS 35-40))	1
35	166248	WING STABILIZER WLDMT 9630 (9630-30'-34')	1
36	164286	BRACKET, WING STABILIZER (9630-30'-34')	4
37	1-654-010061-16	SCREW 3/4-10UNCX5-1/2 HXCP G5	4
38	1-512-010005-15	NUT,HEX,SLFLKG GRB 3/4-10	4
39	8-557-010149	PIN 1 DIA X 6	2
40	1-557-010013	PIN, HAIR 3/16 DIA	4
41	162900	MOUNT WLDMT FOLD CYLINDER (9630-20'-28', 30'NC)	1
42	168813	MOUNT WLDMT FOLD CYLINDER REAR (9630-28'-30'NC)	1
43	168805	WING STABILIZER 9630 (9630-20'-28', 30'NC)	1
44	168816	BRACKET, WING STABILIZER (9630-20'-28', 30'NC)	4
45	164295	CLAMP, HOSE	2

Center Frame Lift Assembly

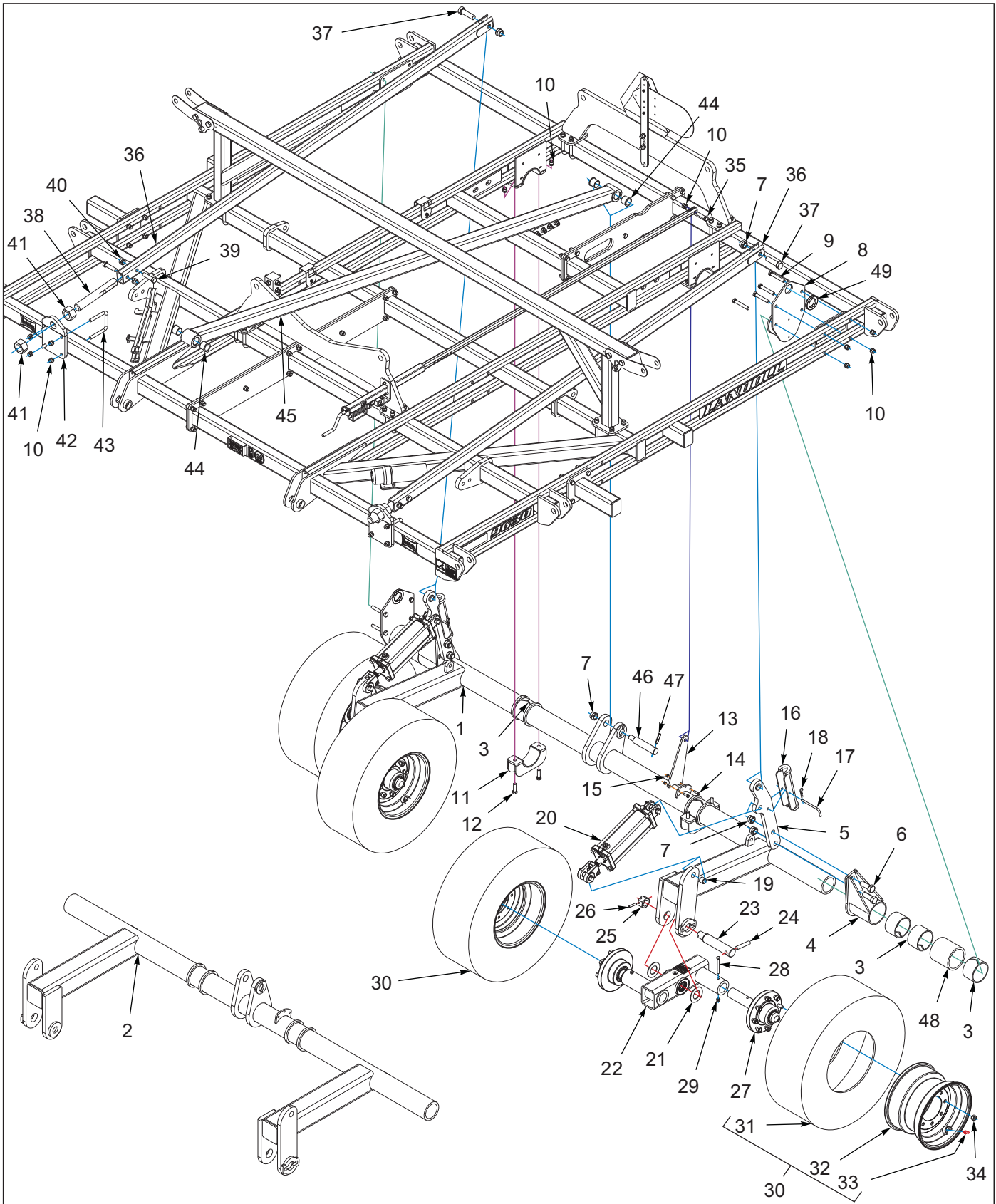


Figure 1-2: Center Frame Lift Assembly

Center Frame Lift Assembly

ITEM	PART NUMBER	DESCRIPTION	QTY.
1	164271	LIFT, CENTER 12-1/2' WLDMT (9630-30'-34')	1
2	164270	LIFT, CENTER 11' WLDMT (9630-20-28')	1
3	164175	BEARING UHMW 4-1/2X3W	8
4	164256	BEARING, HOUSING WLDMT	2
5	161531	ARM, CYLINDER	2
6	1-654-010065-08	SCREW,HX CP 1-8UNC X 2-3/4GR5	4
7	1-512-010005-19	NUT 1-8 HEX SLF-LOCKING GRB	7
8	162845	BEARING CAP 4-1/2 WLDMT	2
9	1-654-010059-13	SCREW HEX CAP 5/8-11X4UNC GR5	8
10	1-512-010005-13	NUT,HEX SLFLKG GRB 5/8-11	21
11	164186	MOUNT, LIFT BEARING WLDMT	2
12	1-654-010059-05	SCREW,HEX CAP,5/8-11UNCX2 GR5	4
13	164124	MOUNT, DEPTH CONTROL	1
14	1-654-010051-06	SCREW,HEX CAP 3/8-16UNCX1-1/4	2
15	1-512-010005-05	NUT, HEX, SLFLKG GRB 3/8-16	2
16	141274	LOCKOUT, 1-3/8 ROD X 10 WLDMT	2
17	104358	L PIN,CYL STOP	2
18	1-557-010403	HAIRPIN 1/8	2
19	2-150-010008	BUSHING 1-1/4ODX1IDX1 STEEL	2
20	140470	CYLINDER 4X10 REPHASE (SEE PAGE 6-2)	2
21	171070	WASHER, THRUST 2	4
22	164274	WALKING BEAM ASSY, 2-1/4 (BEFORE 7-1-2016) (SEE PAGE 1-9)	
22	199362	WALKING BEAM ASSY 2-1/4 MF (AFTER 7-1-2016) (SEE PAGE 1-10)	2
23	164277	SPINDLE, WALKING BEAM	2
24	156992	PIN, WALKING BEAM SPINDLE	2
25	119118	NUT 1-1/2-12UNF HEX SLOTTEDZP	2
26	127712	PIN SPRING SLOTTED 3/8X2-1/4	2
27	164352	HUB ASSY, 6BOLT 2-1/4 SPINDLE (9630-20-24') (SEE PAGE 1-13)	4
27	147553	8 BOLT HUB ASSY, 2-1/4" SPDL (9630-28-34') (SEE PAGE 1-11)	4
28	141809	SCREW HX CP7/16-14UNC X 4 GR5	4
29	101988	NUT,HEXSLF-LKG 7/16-14 GRB	4
30	142650	TIRE/WHEEL ASSY 280/70R15 (9630-20-24') (INCLUDES ITEMS 31-33)	4
30	184708	TIRE ASSY,320/70R15,8 BOLTWHL (9630-28-34') (INCLUDES ITEMS 31-33)	4
31	204384	FIRESTONE RADIAL 280/70R15 (USED WITH 142650)	4
31	204385	FIRESTONE RADIAL 320/70R15 (USED WITH 184708)	4
32	140547	WHEEL, 15 X 10 LB 6 BOLT (USED WITH 142650)	4
32	140548	WHEEL, 15 X 10 LB 8 BOLT (USED WITH 184708)	4
33	415	VALVE STEM (USED WITH 142650)	4
33	TR575	VALVE STEM TUBELESS TIRE (USED WITH 184708)	4
34	210606	WHEEL NUT 9/16-18UNF (USED WITH 164352)	24
34	102600	NUT,WHEEL BOLT, 5/8 (USED WITH 147553)	32
35	1-654-010059-07	SCREW HX CP 5/8-11UNCX2-1/2G5	1
36	161525	ARM WLDMT LIFT	2
37	151508	SCREW HX CP 1-8UNCX3-1/2 GR5	2
38	164246	SCREW, ADJUSTMENT	2
39	1-654-010061-09	SCREW HX CP 3/4-10UNCX3 GR5	4
40	1-512-010005-15	NUT,HEX,SLFLKG GRB 3/4-10	4

Center Frame Lift Assembly

ITEM	PART NUMBER	DESCRIPTION	QTY.
41	159954	NUT HEX 1-3/4-5UNC GR2	4
42	162851	MOUNT, LIFT ARM	2
43	2-102-010004	BOLT U STANDARD GAUGE WHEEL	4
44	140599	BEARING, FLANGE 1-1/2"	4
45	162865	TUBE WLDMT LEVELER	1
46	144493	PIN, HITCH	1
47	144115	PIN, GROOVED ALLOY 1/2X2-1/4	1
48	166156	SPACER, BEARING HOUSING	2
49	1-822-010001	TRIM 1350 3/8BLK FINE PEBBLE (CUT TO LENGTH)	

Depth Stop Tube Assembly

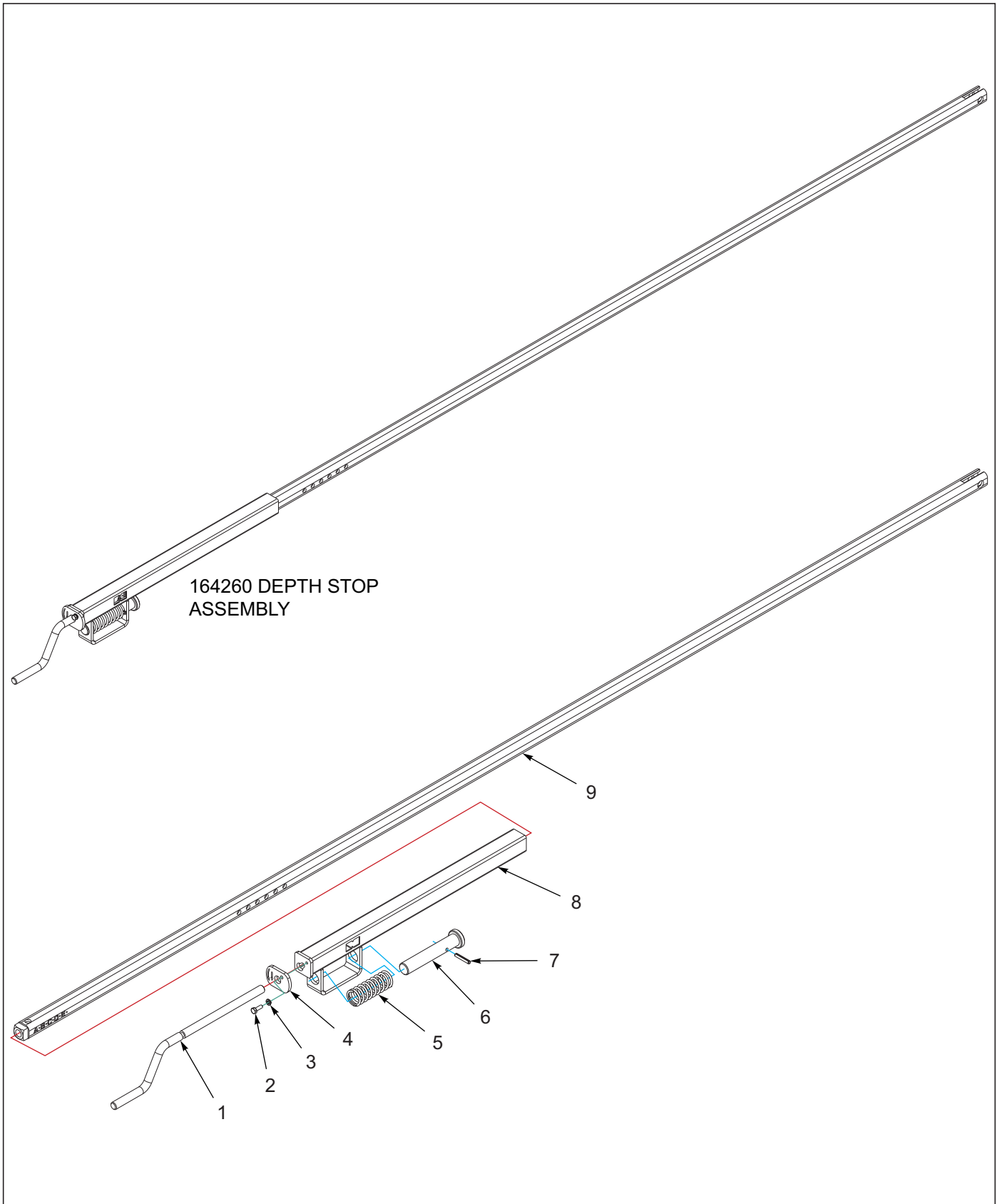


Figure 1-3: Depth Stop Tube Assembly

Depth Stop Tube Assembly

ITEM	PART NUMBER	DESCRIPTION	QTY.
--	164260	TUBE ASSY, DEPTH STOP	
1	141217	HANDLE, DEPTH STOP	1
2	1-654-010047-04	SCREW,HEX CAP,1/4-20X3/4 GR5	1
3	1-861-010034-09	WASHER, LKG HLCL SPR, 1/4	1
4	166158	WASHER, DEPTH STOP	1
5	122917	SPRING COMPRESSION,4-1/2 MONO	1
6	141213	PIN, DEPTH STOP	1
7	1-647-010004217	SPRING PIN, SLOTTED 1/4X1-1/2	1
8	164263	TUBE, DEPTH STOP W/INDICATOR	1
9	164261	TUBE, DEPTH STOP WLDMT	1

Walking Beam Assembly (Before 7-1-2016)

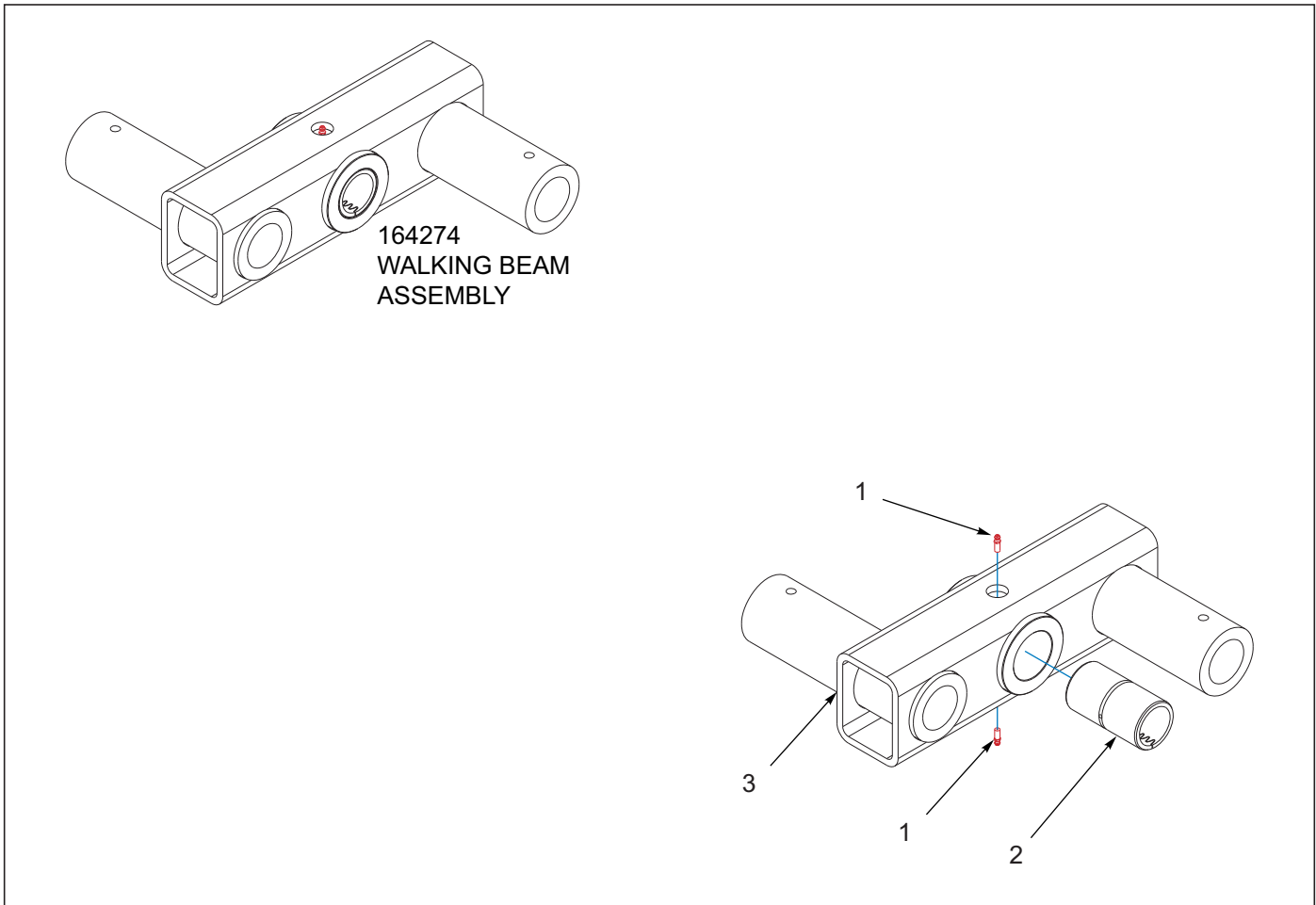


Figure 1-4: Walking Beam Assembly (Before 7-1-2016)

Walking Beam Assembly (Before 7-1-2016)

ITEM	PART NUMBER	DESCRIPTION	QTY.
--	164274		
1	153804		2
2	158903		1
3	164272		1

Walking Beam Assembly (After 7-1-2016)

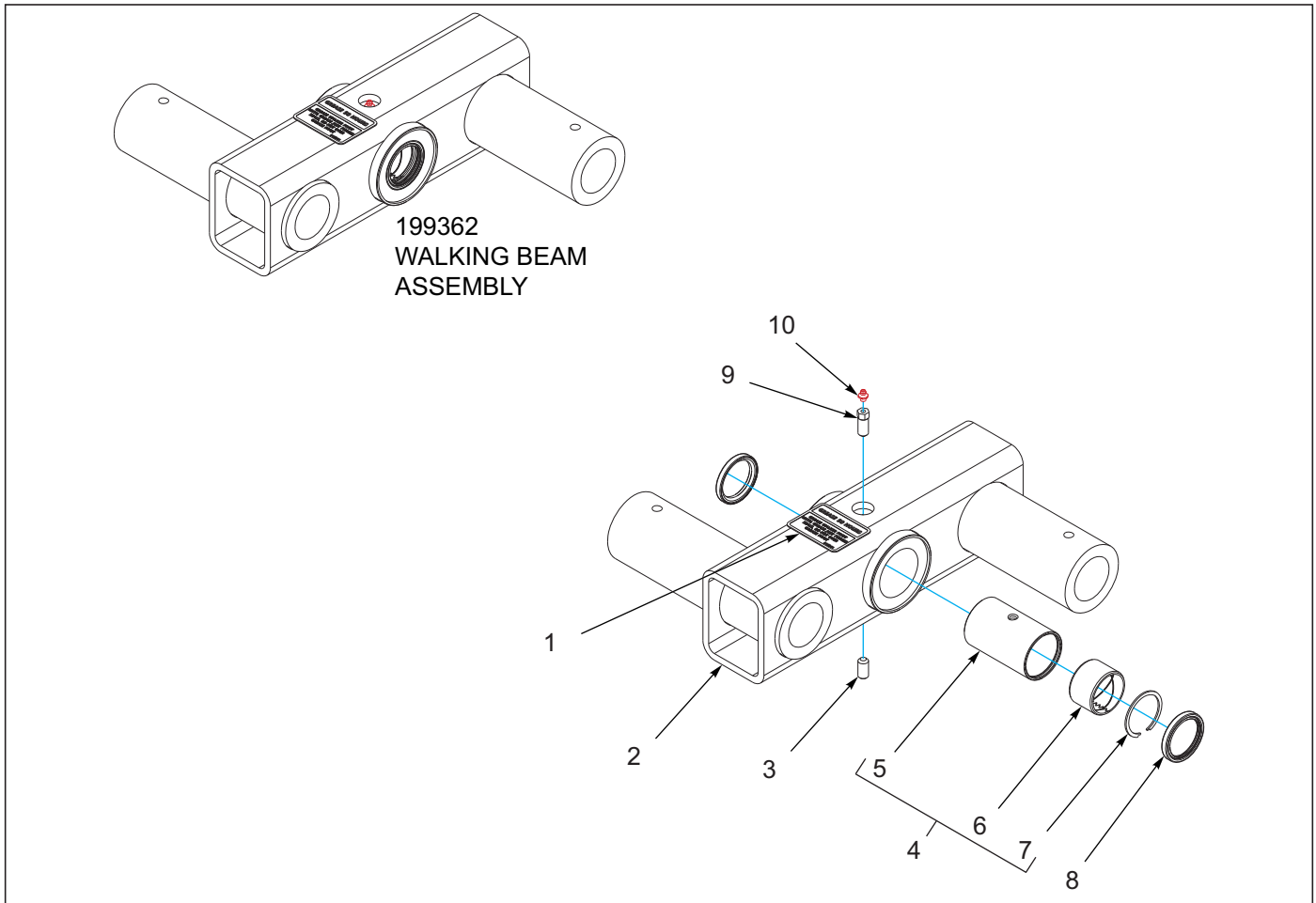


Figure 1-5: Walking Beam Assembly (After 7-1-2016)

Walking Beam Assembly (After 7-1-2016)

ITEM	PART NUMBER	DESCRIPTION	QTY.
--	199362	WALKING BEAM ASSY 2-1/4 MF	
1	215341	DECAL, GREASE WALKER	1
2	199363	WALKING BEAM WLD 2-1/4 SPINDLE	1
3	15G816ER	SCREW SET SOC HD CPPT.5-13X1	1
4	228187	ASSY, PIVOT 2 X 4 CONNEX (INCLUDES ITEMS 5-7)	1
5	228190	BUSHING, 2X4 W/ SNAP RINGt	1
6	130052	BUSHING, SPRING 2-1/4X2X1-1/2	2
7	228193	SNAP RING, INTERNAL - 2-1/4	2
8	198322	SEAL, V17, DOUBLE LIP 2"	2
9	212046	SCREW, SET FOR ZERK	1
10	1-298-010001-1	ZERK FITTING 1/4 SAE	1

Hub and Spindle Assembly, 8 Bolt 2-1/4"

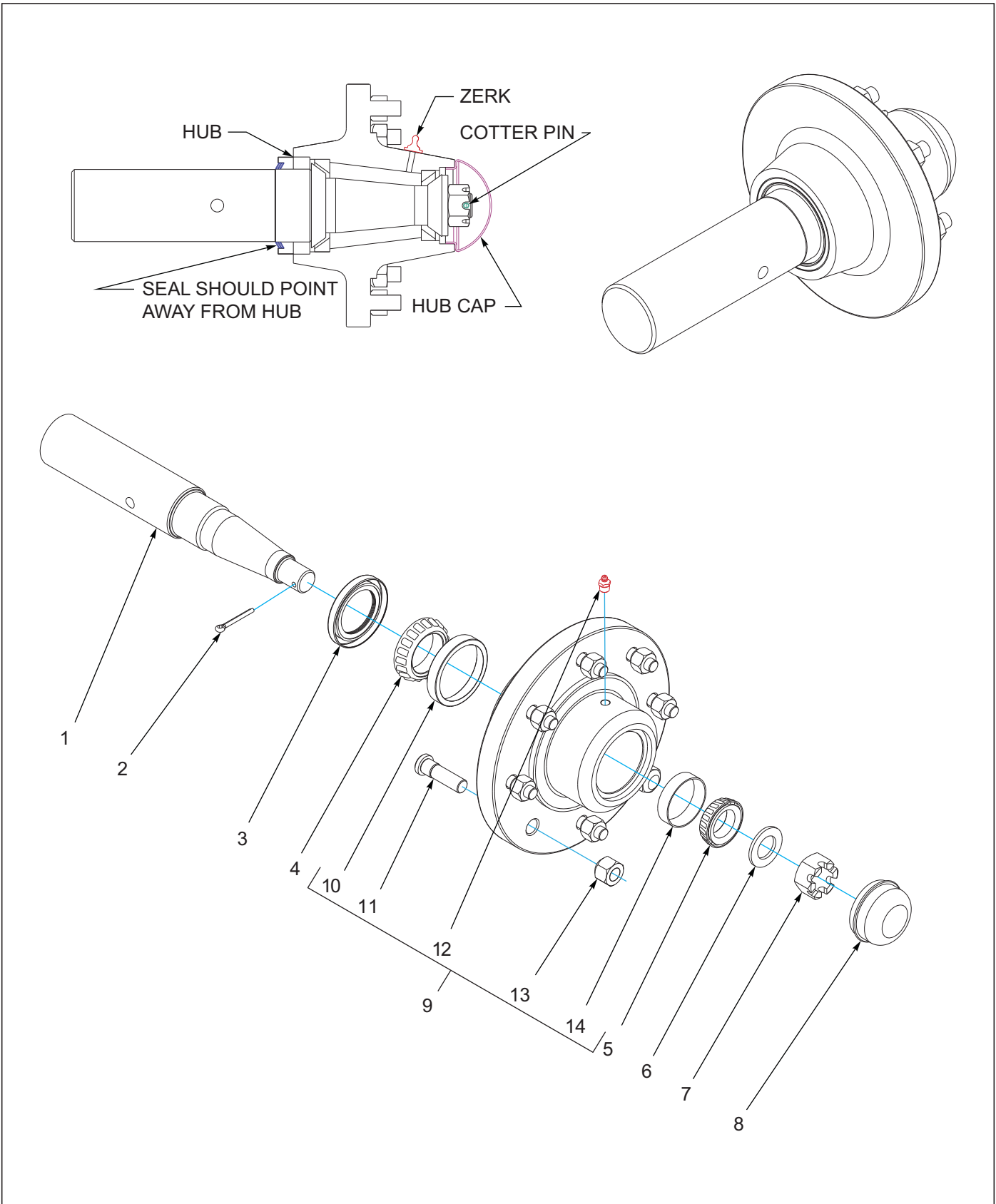


Figure 1-6: Hub and Spindle Assembly, 8 Bolt 2-1/4"

Hub and Spindle Assembly, 8 Bolt 2-1/4”

ITEM	PART NUMBER	DESCRIPTION	QTY.
--	147553	8 BOLT HUB ASSY, 2-1/4" SPDL	
1	141198	SPINDLE 2-1/4 IN	1
2	1-557-010362-51	PIN, COTTER 3/16X1-1/2	1
3	140554	SEAL GREASE	1
4	140595	CONE BEARING	1
5	1-076-010007	CONE INNER	1
6	141238	WASHER, SPINDLE	1
7	1-516-010001-20	NUT, HX SLOT 1-14	1
8	141236	DUST CAP, WHEEL HUB	1
9	140646	HUB W/CUPS, EIGHT BOLT (INCLUDES ITEMS 10-14)	1
10	140594	CUP BEARING	1
11	143067	STUD BOLT 5/8-18	8
12	5000	ZERK FITTING 1/8NPT	1
13	102600	NUT,WHEEL BOLT, 5/8	8
14	1-076-010010	CUP INNER	1

Hub and Spindle Assembly, 6 Bolt 2-1/4"

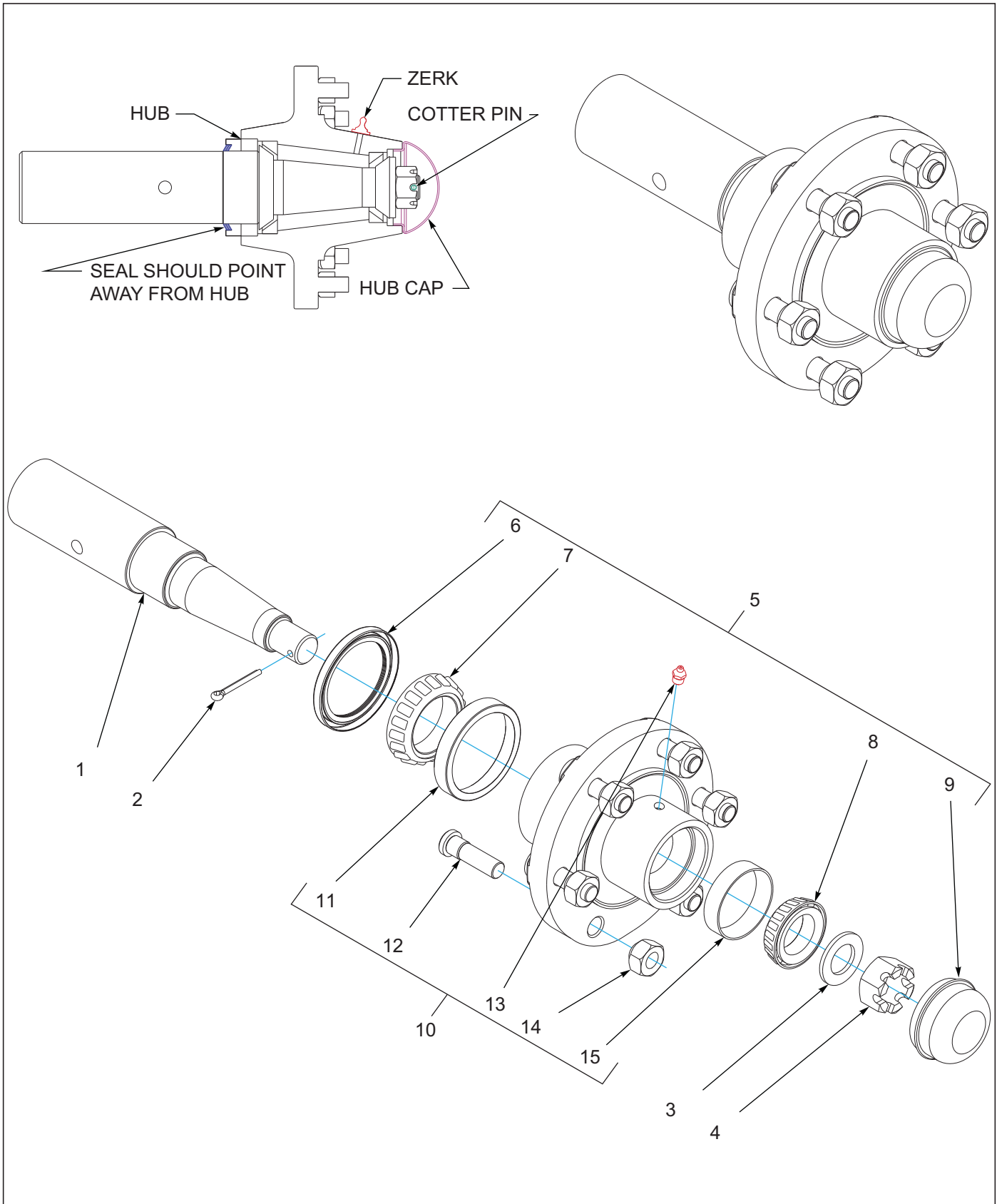


Figure 1-7: Hub and Spindle Assembly, 6 Bolt 2-1/4"

Hub and Spindle Assembly, 6 Bolt 2-1/4”

ITEM	PART NUMBER	DESCRIPTION	QTY.
--	164352	HUB ASSY, 6BOLT 2-1/4 SPINDLE	
1	164349	SPINDLE 2-1/4	1
2	1-557-010362-51	PIN, COTTER 3/16X1-1/2	1
3	141238	WASHER, SPINDLE	1
4	1-516-010001-20	NUT, HX SLOT 1-14	1
5	141866	HUB ASSY SIX BOLT (INCL. ITEMS 6-10)	1
6	140554	SEAL GREASE	1
7	102498	BEARING CONE, OUTER, 1.625	1
8	1-076-010007	CONE INNER	1
9	141236	DUST CAP, WHEEL HUB	1
10	140645	HUB W/CUPS, SIX BOLT (INCL. ITEMS 11-15)	1
11	102604	BEARING CUP, OUTER	1
12	143066	STUD BOLT 9/16-18	6
13	5000	ZERK FITTING 1/8NPT	1
14	210606	WHEEL NUT 9/16-18UNF	6
15	1-076-010010	CUP INNER	1

Hitch Assemblies

Hitch and Leveling Assembly

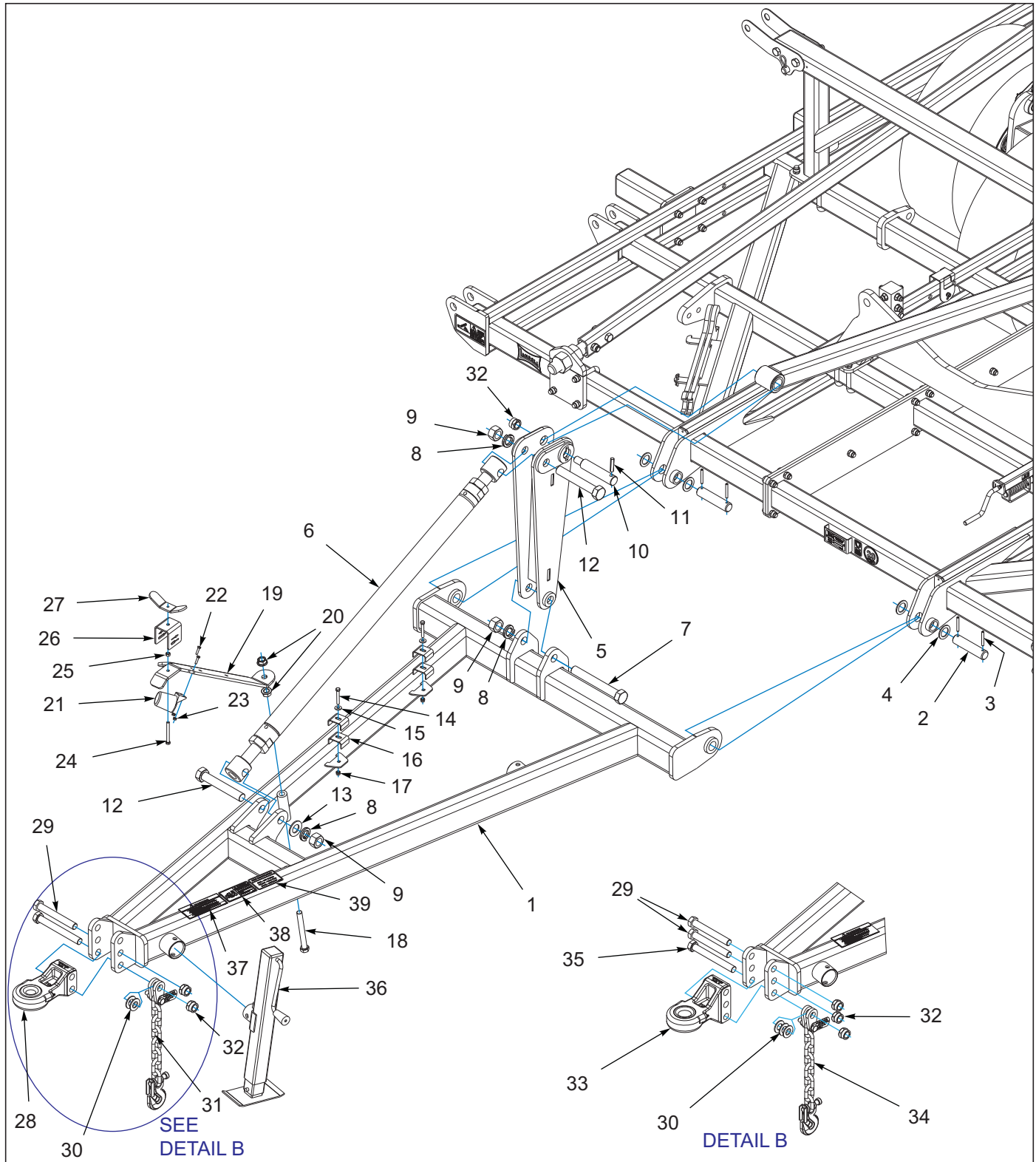


Figure 2-1: Hitch and Leveling Assembly

Hitch and Leveling Assembly

ITEM	PART NUMBER	DESCRIPTION	QTY.			
--	168807	HITCH ASSY CAT III 9630 (9630-20-30NC)	*			
--	168808	HITCH ASSY, CAT IV 9630 (9630-20-30NC)		*		
--	166284	HITCH ASSY CAT III 9630 (9630-30, 32, 34)			*	
--	164247	HITCH ASSY, CAT IV 9650 (9630-30, 32, 34)				*
1	162860	HITCH WLDMT CULTIVATOR	1	1	--	--
1	164180	HITCH WLDMT CULTIVATOR (SHOWN)	--	--	1	1
2	164178	PIN, HITCH	2	2	2	2
3	1-647-010004240	PIN,SPRING,SLOTTED,5/16X2-1/2	4	4	4	4
4	164174	BUSHING, MACHINE 1-1/2X10GA	4	4	4	4
5	145190	TOWER, LEVELER WLDMT	1	1	1	1
6	155541	RADIUS ROD ASSY, 1-3/4 (SEE PAGE 2-3)	1	1	1	1
7	100808	SCREW CP HXHD 1-1/4-7X9-1/2G8	1	1	1	1
8	100825	WASHER, LKG, HLCL SPR 1-1/4	3	3	3	3
9	1-512-010007-16	NUT,HEX 1-1/4-7 GR2 ZP	3	3	3	3
10	144493	PIN, HITCH	1	1	1	1
11	144115	PIN, GROOVED ALLOY 1/2X2-1/4	1	1	1	1
12	1-654-010123-01	SCREW,CAP,SPEC.,1-1/4-7X8G8	1	1	1	1
13	116100	WASHER 1-1/4 NAR FL ZP/CD	1	1	1	1
14	1-654-010051-11	SCREW HX CP 3/8-16X2-1/2 G5ZP	2	2	2	2
15	1-861-010032-11	WASHER, FLAT 3/8 W ZP/CD	2	2	2	2
16	2-181-010001	HOSE CLAMP	4	4	4	4
17	1-512-010005-05	NUT, HEX, SLFLKG GRB 3/8-16	2	2	2	2
18	1-654-010061-19	SCREW,HX CP 3/4-10UNCX7 GR5	1	1	1	1
19	141246	BRACKET, HOSE HOLDER	1	1	1	1
20	103841	NUT,FLG,LNK,SERRATED 3/4-10UNC	2	2	2	2
21	2-368-010287	HARNESS, STOR-A-WAY	1	1	1	1
22	1-654-010047-06	SCREW,HX CP 1/4-20UNCX1 GR5	2	2	2	2
23	1-512-010005-01	NUT,HEX,SLFLKG GRB 1/4-20	1	1	1	1
24	141807	SCREW 3/8-16UNCX3-1/2 ALLTHRD	1	1	1	1
25	1-512-010007-07	NUT, HEX 3/8-16 GR2 ZP	1	1	1	1
26	141247	CLAMP, HOSE HOLDER	1	1	1	1
27	141249	WING NUT, HOSE HOLDER	1	1	1	1
28	177030	HITCH, BALL CAT II (SEE PAGE 2-4)	1	--	1	--
29	153696	BOLT, HITCH CLEVIS	2	3	2	2
30	1-861-010032-24	WASHER FL 1IN NARROW ZP	2	2	2	3
31	141434	SAFETY CHAIN 21,000LB	1	1	1	--
32	1-512-010005-19	NUT 1-8 HEX SLF-LOCKING GRB	3	3	3	4
33	189451	HITCH, BALL CAT IV 3-HOLE (SEE PAGE 2-4)	--	1	--	1
34	156950	SAFETY CHAIN, 41,000 LB	--	--	--	1
35	1-654-010125-22	SCREW HX CP 1-8UNCX8-1/2G8ZP	--	--	--	1
36	140647	JACK, SIDE WIND 7000/8000 LB (SEE PAGE 2-5)	1	1	1	1
37	8-573-010084	DECAL WARNING BEFORE OPERATG	1	1	1	1
38	141597	DECAL, DANGER ELECTROCUTION	1	1	1	1
39	155523	DECAL, HOSE IDENTIFICATION	1	1	1	1

Radius Rod Assembly

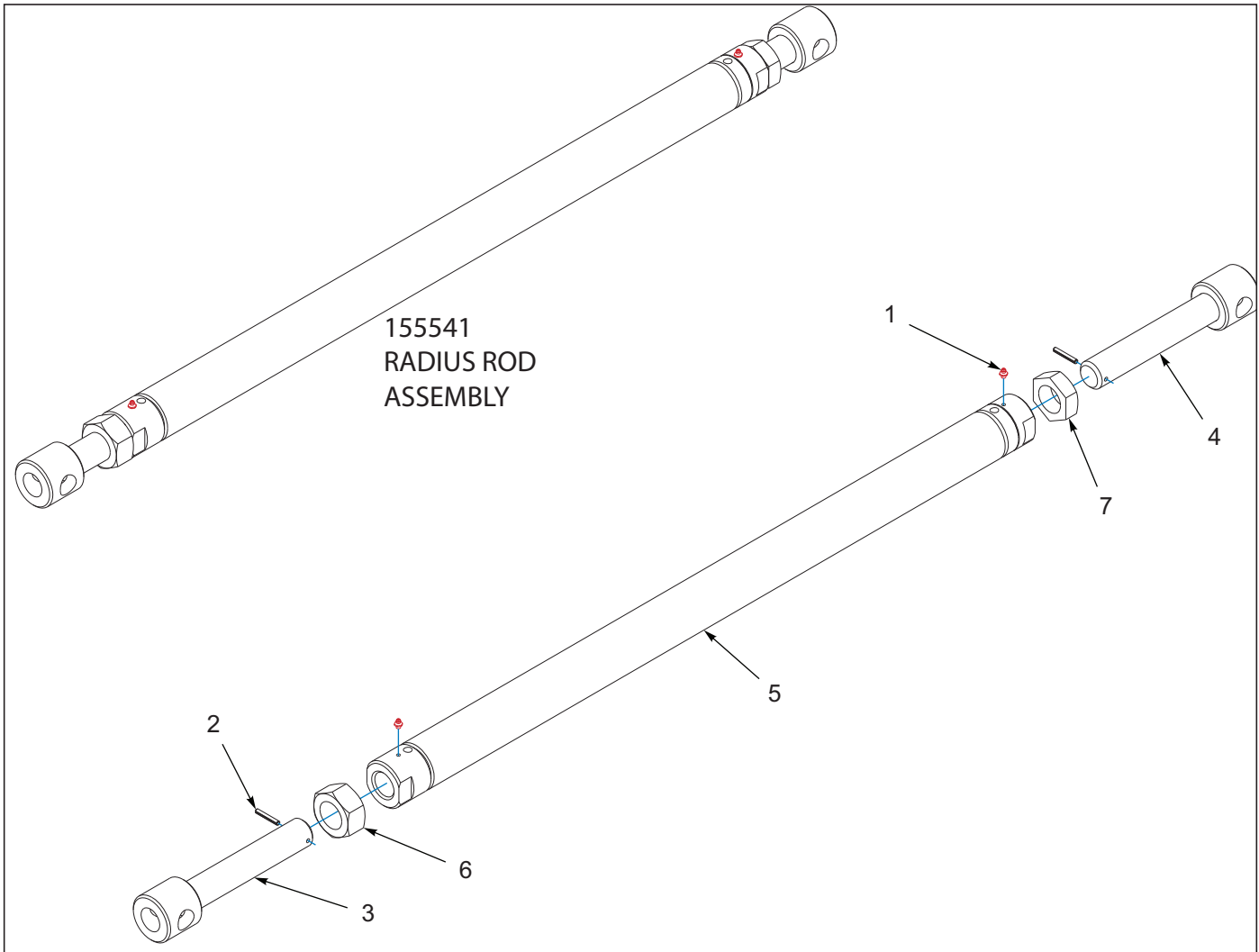


Figure 2-2: Radius Rod Assembly

Radius Rod Assembly

ITEM	PART NUMBER	DESCRIPTION	QTY.
--	155541	RADIUS ROD ASSY, 1-3/4	
1	1-298-010001-1	ZERK FITTING 1/4 SAE	2
2	103-0805	PIN, ROLL 1/4X1-3/4LG	2
3	155534	SCREW WLDMT RH RADIUS ROD	1
4	155536	SCREW WLDMT LH RADIUS ROD	1
5	155538	HITCH, RADIUS ROD 1-3/4 WLDMT	1
6	155716	NUT HX JAM 1-3/4-5UNC GR2	1
7	155717	NUT HX JAM LH 1-3/4-5UNC GR2	1

Ball and Clevis Hitches

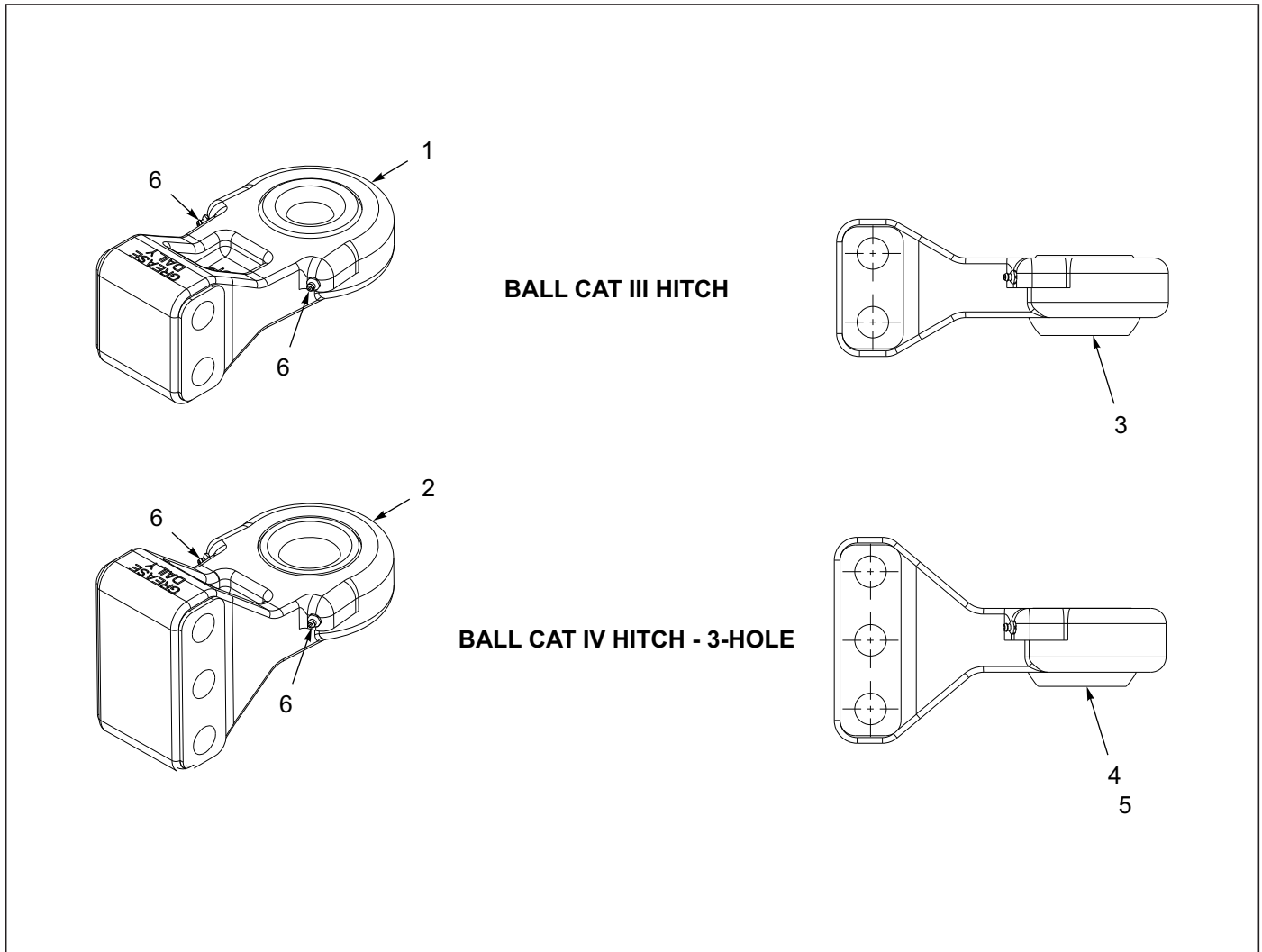


Figure 2-3: Ball and Clevis Hitches

Ball and Clevis Hitches

ITEM	PART NUMBER	DESCRIPTION	QTY.
1	177030	HITCH, BALL CAT III (INCLUDES ITEMS 3, 6)	1
2	189451	HITCH, BALL CAT IV 3-HOLE (INCLUDES ITEMS 5, 6)	1
3	189453	BUSHING, SPHERICAL 1-1/2 ID	1
4	189453	BUSHING, SPHERICAL 1-1/2 ID (OPTIONAL)	1
5	189454	BUSHING, SPHERICAL 2 ID (STANDARD)	1
6	1-298-010001-1	ZERK FITTING 1/4 SAE	1

Jack Assembly

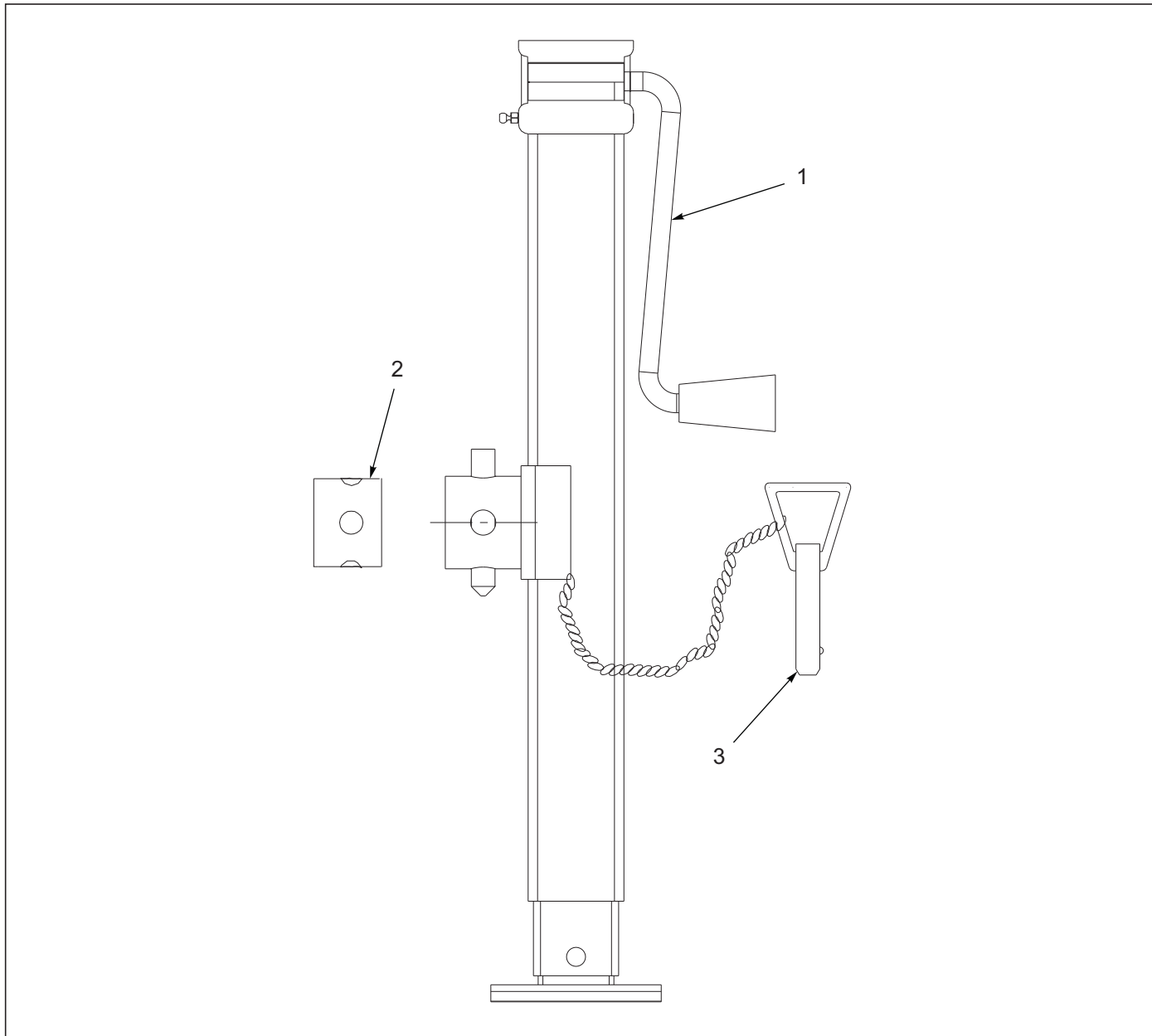


Figure 2-4: Jack Assembly

Jack Assembly

ITEM	PART NUMBER	DESCRIPTION	QTY.
--	140647	JACK, SIDE WIND 7000/8000 LB	
1	500171	HANDLE FOR JACK	1
2	141250	TUBE, RD, JACK MOUNT	1
3	142194	5/8" PIN	1

Frame Assemblies Wing

Wing Assembly

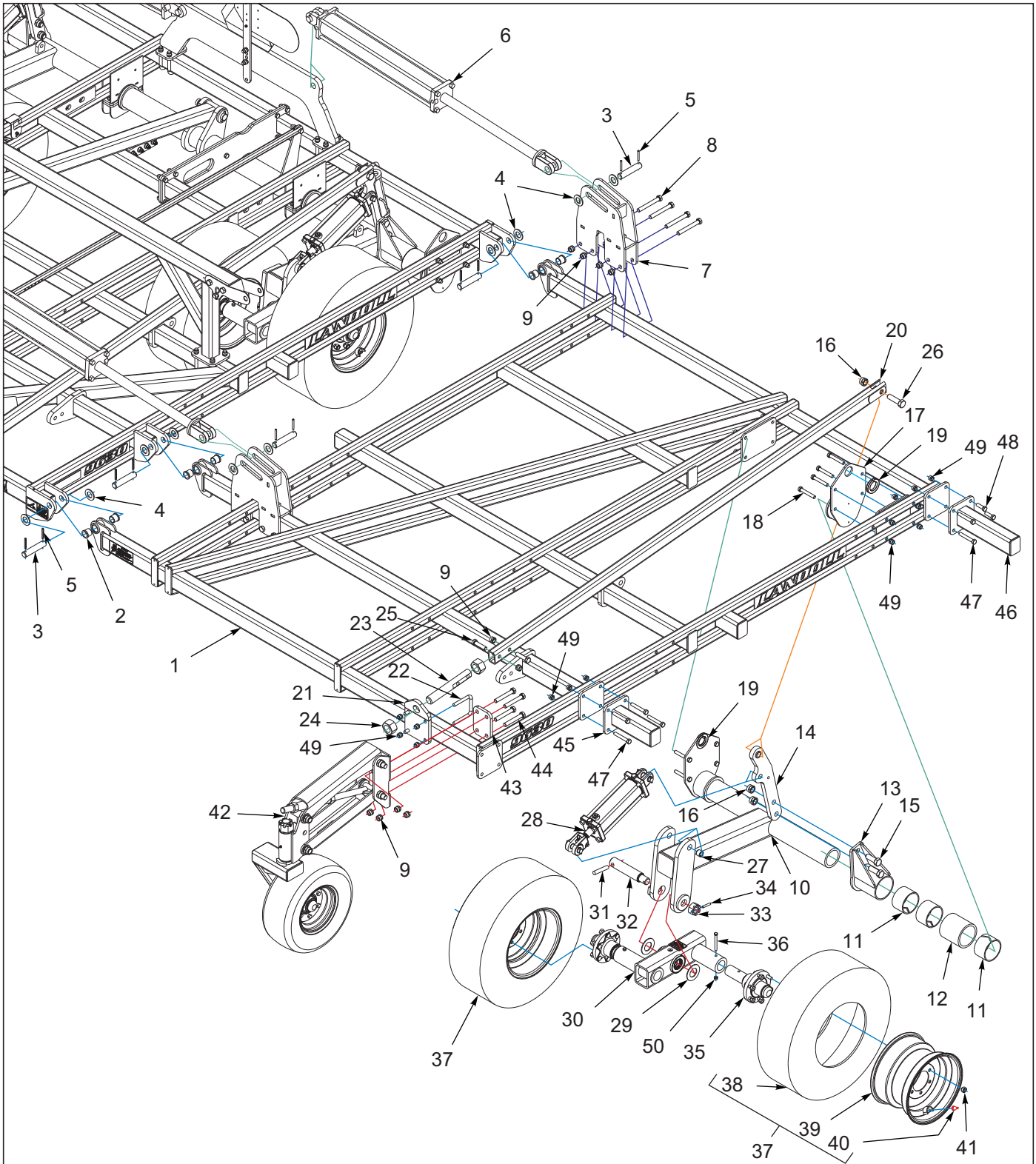


Figure 3-1: Wing Assembly

Wing Assembly

ITEM	PART NUMBER	DESCRIPTION	QTY.			
--	----	WING FRAME ASSEMBLY (9630-20'NC)	*			
--	----	WING FRAME ASSEMBLY (9630-24'NC)		*		
--	----	WING FRAME ASSEMBLY (9630-28-30'NC)			*	
--	----	WING FRAME ASSEMBLY (9630-30'-32'-34')				*
1	168761	FRAME WING LEFT 6' WLDMT	1	--	--	--
1	168760	FRAME WING RIGHT 6' WLDMT	1	--	--	--
1	166186	FRAME WLDMT WING LEFT 8'	--	1	--	--
1	166185	FRAME WLDMT WING RIGHT 8'	--	1	--	--
1	164220	FRAME WLDMT WING LEFT 10' (SHOWN)	--	--	1	1
1	164219	FRAME WLDMT WING RIGHT 10'	--	--	1	1
2	168787	BEARING, FLANGE 1-1/4 X 1-3/8L	12	12	12	12
3	141244	PIN, FOLD	8	8	10	10
4	116100	WASHER 1-1/4 NAR FL ZP/CD	16	16	20	20
5	1-647-010004240	PIN,SPRING,SLOTTED,5/16X2-1/2	16	16	20	20
6	140472	CYLINDER, 4 X 30, 1-1/2 ROD (9630-20'-30'NC) (SEE PAGE 6-3)	2	2	4	--
6	167575	CYLINDER, 4-1/2 X 30, 2DIA ROD (9630-30'-32'-34') (SEE PAGE 6-4)	--	--	--	4
7	166228	MOUNT HINGE INNER WLDMT	2	2	4	4
8	W908409-4	SCREW 3/4-10X6 HEX HD CAP	8	8	16	16
9	1-512-010005-15	NUT,HEX,SLFLKG GRB 3/4-10	20	20	28	28
10	164272	LIFT, WING WLDMT	2	2	2	2
11	164175	BEARING UHMW 4-1/2X3W	8	8	8	8
12	166156	SPACER, BEARING HOUSING	2	2	2	2
13	164256	BEARING, HOUSING WLDMT	2	2	2	2
14	161531	ARM, CYLINDER	2	2	2	2
15	1-654-010065-08	SCREW,HX CP 1-8UNC X 2-3/4GR5	4	4	4	4
16	1-512-010005-19	NUT 1-8 HEX SLF-LOCKING GRB	6	6	6	6
17	162845	BEARING CAP 4-1/2 WLDMT	4	4	4	4
18	1-654-010059-13	SCREW HEX CAP 5/8-11X4UNC GR5	16	16	16	16
19	1-822-010001	TRIM 1350 3/8BLK FINE PEBBLE	AR	AR	AR	AR
20	161525	ARM WLDMT LIFT	2	2	2	2
21	162851	MOUNT, LIFT ARM	2	2	2	2
22	2-102-010004	BOLT U STANDARD GAUGE WHEEL	4	4	4	4
23	164246	SCREW, ADJUSTMENT	2	2	2	2
24	159954	NUT HEX 1-3/4-5UNC GR2	4	4	4	4
25	1-654-010061-09	SCREW HX CP 3/4-10UNCX3 GR5	4	4	4	4
26	151508	SCREW HX CP 1-8UNCX3-1/2 GR5	2	2	2	2
27	2-150-010008	BUSHING 1-1/4ODX1IDX1 STEEL	2	2	2	2
28	140471	CYLINDER 3-3/4X10 REPHASE (SEE PAGE 6-1)	2	2	2	2
29	171070	WASHER, THRUST 2	4	4	4	4
30	164274	WALKING BEAM ASSY, 2-1/4 (BEFORE 7-1-2016) (SEE PAGE 1-9)	2	2	2	2
30	199362	WALKING BEAM ASSY 2-1/4 MF (AFTER 7-1-2016) (SEE PAGE 1-10)	2	2	2	2
31	156992	PIN, WALKING BEAM SPINDLE	2	2	2	2
32	164277	SPINDLE, WALKING BEAM	2	2	2	2
33	119118	NUT 1-1/2-12UNF HEX SLOTTEDZP	2	2	2	2
34	127712	PIN SPRING SLOTTED 3/8X2-1/4	2	2	2	2

Wing Assembly

ITEM	PART NUMBER	DESCRIPTION	QTY.			
35	164352	HUB ASSY, 6BOLT 2-1/4 SPINDLE (SEE PAGE 3-7)	4	4	4	4
36	141809	SCREW HX CP7/16-14UNC X 4 GR5	4	4	4	4
37	142650	TIRE/WHEEL ASSY 280/70R15 (INCLUDES ITEMS 38-40)	4	4	4	4
38	204384	FIRESTONE RADIAL 280/70R15	4	4	4	4
39	140547	WHEEL, 15 X 10 LB 6 BOLT	4	4	4	4
40	415	VALVE STEM	4	4	4	4
41	210606	WHEEL NUT 9/16-18UNF	24	24	24	24
42	164300	GAUGE WHEEL ASSY (INCLUDES ITEMS 9, 43, 44) (SEE PAGE 3-5)	2	2	2	2
43	164298	CLAMP PLATE, GAUGE WHEEL	2	2	2	2
44	1-654-010061-15	SCREW,HX CP 3/4-10UNCX5 GR5	8	8	8	8
45	164200	EXTENSION, SHANK 12" WLDMT (USED ON 9630-34' ONLY)	--	--	2	2
46	164201	EXTENSION, SHANK 16" WLDMT (USED ON 9630-34' ONLY)	--	--	2	2
47	1-654-010059-13	SCREW HEX CAP 5/8-11X4UNC GR5 (USED ON 9630-34' ONLY)	--	--	12	12
48	1-654-010059-05	SCREW,HEX CAP,5/8-11UNCX2 GR5 (USED ON 9630-34' ONLY)	--	--	4	4
49	1-512-010005-13	NUT,HEX SLFLKG GRB 5/8-11 (QUANTITY 16 MORE, USED ON 9630-34' ONLY)	16	16	16	16
50	101988	NUT,HEXSLF-LKG 7/16-14 GRB	1	1	1	1

Front Gauge Wheel Assembly

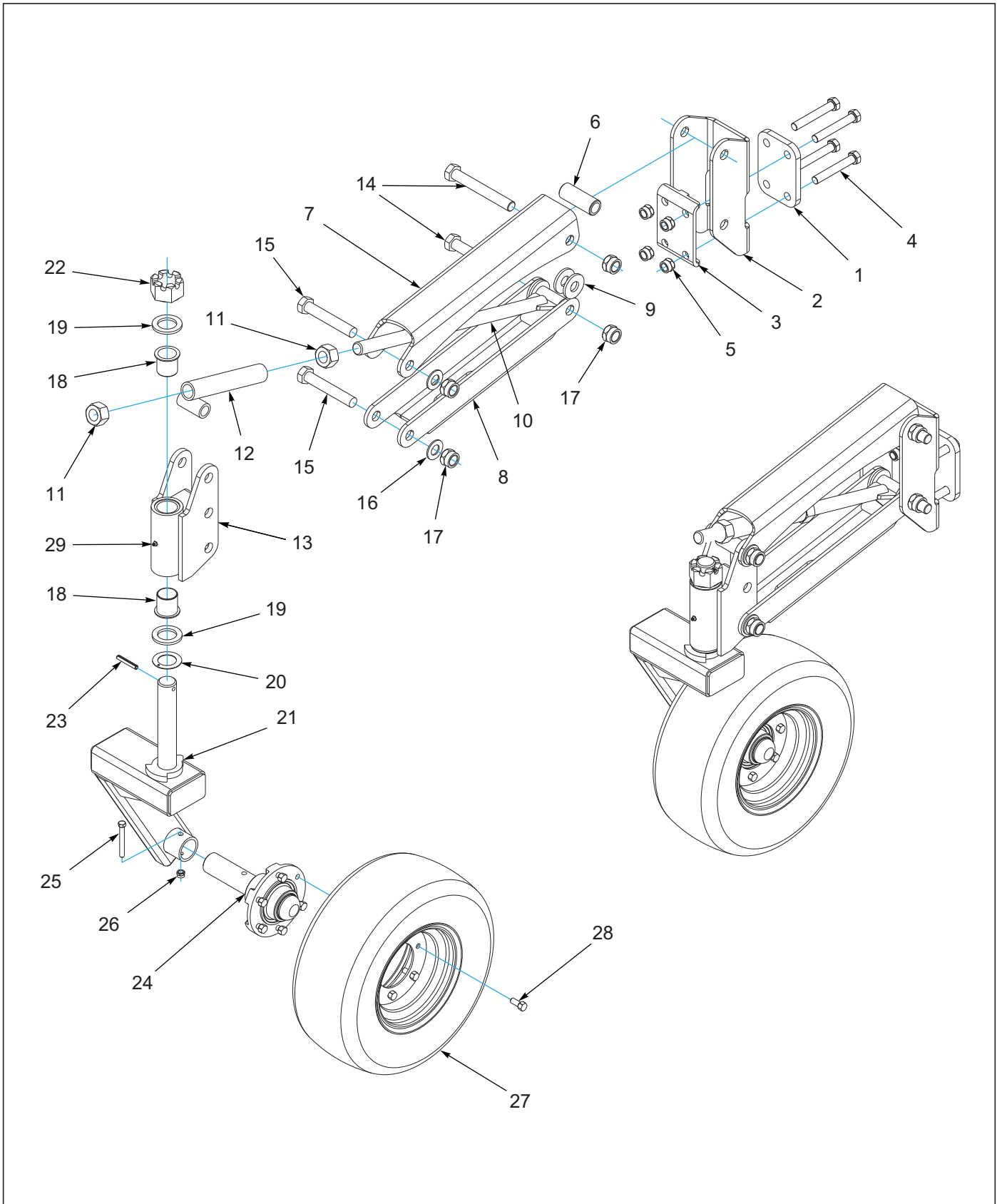


Figure 3-2: Front Gauge Wheel Assembly

Front Gauge Wheel Assembly

ITEM	PART NUMBER	DESCRIPTION	QTY.
--	164300	GAUGE WHEEL ASSY	
1	164298	CLAMP PLATE, GAUGE WHEEL	1
2	164296	MOUNT, GAUGE WHEEL	1
3	164297	MOUNTING PLATE, GAUGE WHEEL	1
4	1-654-010061-15	SCREW,HX CP 3/4-10UNCX5 GR5	4
5	1-512-010005-15	NUT,HEX,SLFLKG GRB 3/4-10	4
6	152209	BUSHING, PIVOT 1-1/2	1
7	183910	LINK, GAUGE WHEEL TOP	1
8	140658	LINK, GAUGE WHEEL	1
9	1-861-010005	WASHER, SPINDLE 1	4
10	140667	ROD WLDMT, GAUGE WHEEL	1
11	1-512-010007-16	NUT,HEX 1-1/4-7 GR2 ZP	2
12	144199	CROSS, GAUGE WHEEL WLDMT	1
13	140663	HUB, GAUGE WHEEL WLDMT	1
14	153696	BOLT, HITCH CLEVIS	2
15	8-105-010003	HINGE PIVOT BOLT	2
16	1-861-010032-24	WASHER FL 1IN NARROW ZP	2
17	1-512-010005-19	NUT 1-8 HEX SLF-LOCKING GRB	4
18	164533	BEARING, FLANGE 1-3/4	2
19	141154	WASHER GANG SHAFT	2
20	141258	WASHER, THRUST 1-3/4	1
21	140672	AXLE, GAUGE WHEEL WLDMT	1
22	23085	NUT HEX SLOTTED 1 3/4-5	1
23	1-647-010004257	PIN,SPRING,SLOTTED 3/8X2-1/2	1
24	224600	HUB & SPINDLE ASSY, 6 BOLT (SEE PAGE 3-7)	1
25	141808	SCREW HX CP7/16-14UNCX3-1/2G5	1
26	101988	NUT,HEXSLF-LKG 7/16-14 GRB	1
27	141271	TIRE AND WHEEL ASSY,FRT YELLOW	1
28	1-104-010002	WHEEL BOLT1/2X1-3/8 S	6
29	1-298-010001-1	ZERK FITTING 1/4 SAE	1

Hub/Spindle Assembly 6-Bolt

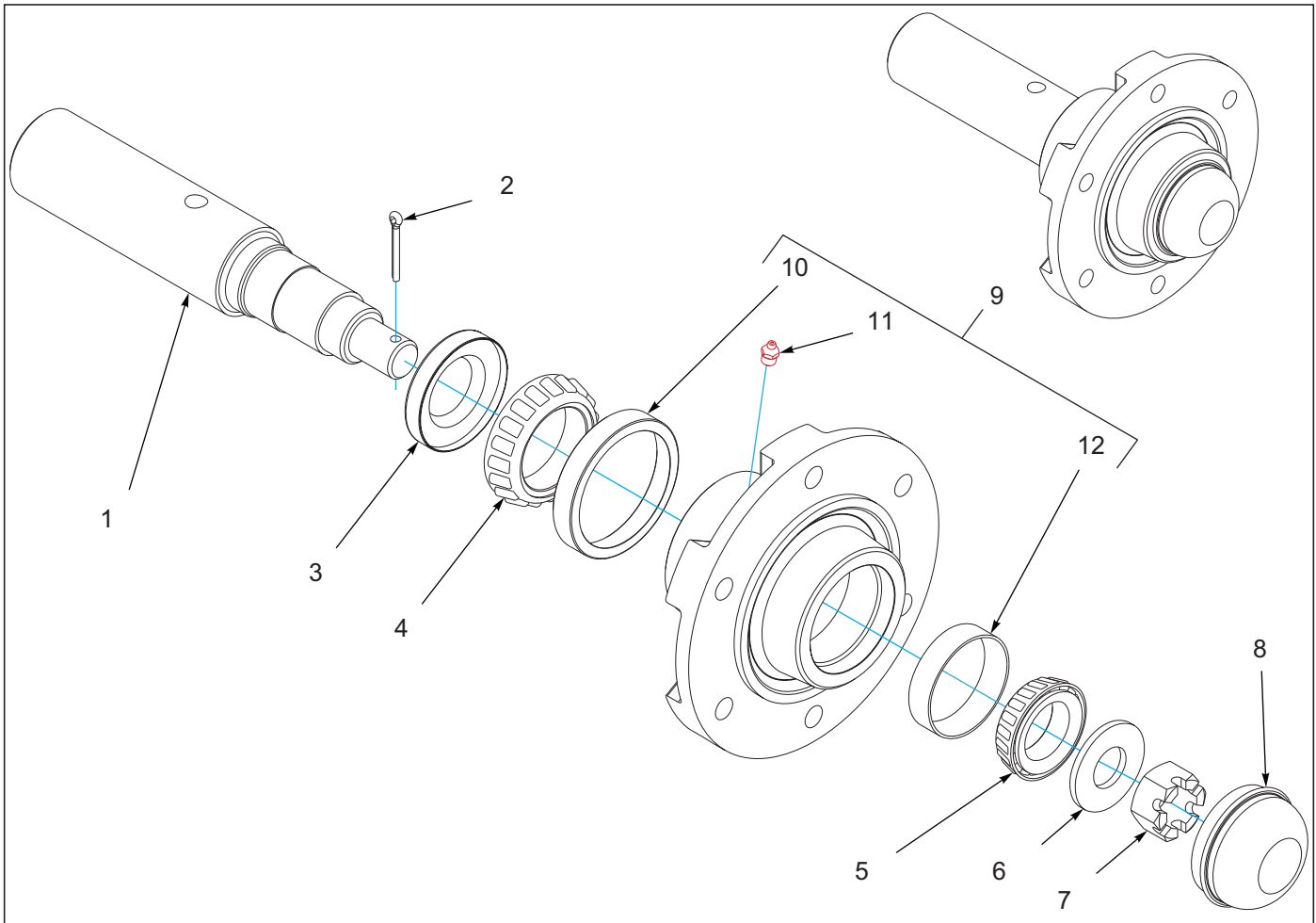


Figure 3-3: Hub/Spindle Assembly 6- Bolt

Hub/Spindle Assembly 6-Bolt

ITEM	PART NUMBER	DESCRIPTION	QTY.
--	224600	HUB & SPINDLE ASSY, 6 BOLT	
1	141245	SPINDLE, GAUGE WHEEL	1
2	1-557-010362-40	PIN, COTTER 5/32X1-1/4	1
3	1-659-010004	1-5/8 ID GREASE SEAL	1
4	1-076-010009	CONE INNER	1
5	1-076-010007	CONE INNER	1
6	1-861-010004	WASHER SPINDLE 7/8	1
7	100966	NUT, HEX SLOTTED 7/8-14	1
8	1-161-010003	CAP 6BOLT HUB (INCLUDES ITEMS 10-12)	1
9	1-406-010012	HUB 6 BOLT W/CUPS	1
10	1-076-010012	CUP OUTER	1
11	1-298-010001-1	ZERK FITTING 1/4 SAE	1
12	1-076-010012	CUP OUTER	1

Shank Assemblies

Shank Assembly Spring

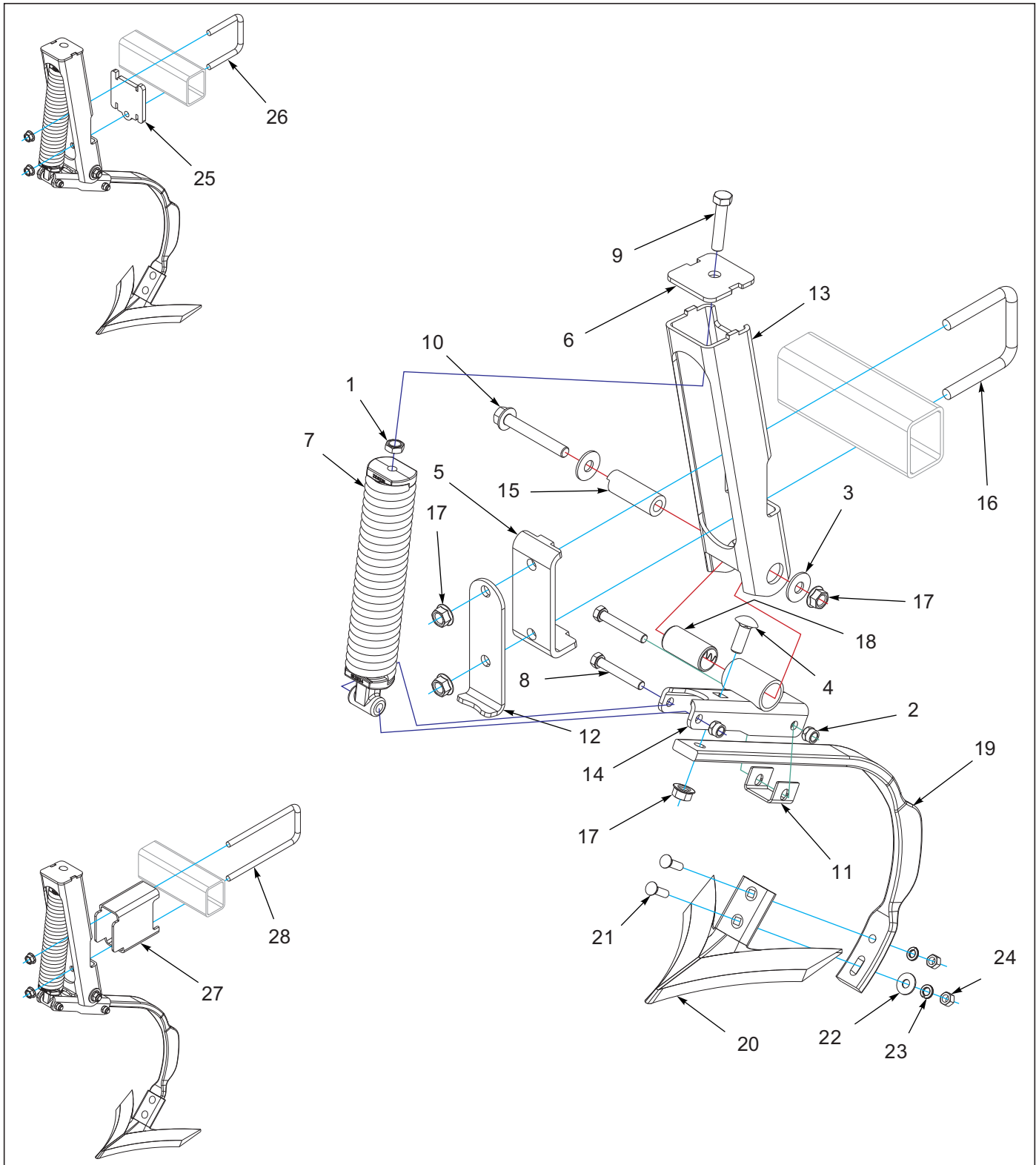


Figure 4-1: Shank Assembly Spring

Shank Assembly Spring

ITEM	PART NUMBER	DESCRIPTION	QTY.
--	172670	SHANK ASSY, SPRING (INCLUDES ITEMS 1-18)	
1	1-511-010001-07	NUT, HEX JAM 5/8-11	1
2	1-512-010005-09	NUT,HEX,SLFLKG, 1/2-13 GRB	2
3	1-861-010032-19	WASHER, FLAT 5/8 W ZP/CD	2
4	133662	SCRW RDHD SHT SQNK5/8-11X1.75	1
5	162904	CLAMP, SHANK MOUNT	1
6	162906	PLATE, SPRING	1
7	162930	SPRING ASSY	1
8	164146	SCREW, HEX CAP 1/2-13X3-1/4	2
9	164147	SCREW HX CAP5/8-11X3 2-1/2THD	1
10	164192	SCREW 5/8-11UNCX4-1/2 FLG HD	1
11	166160	CLAMP, SHANK	1
12	172662	STOP, SPRING SHANK	1
13	172666	MOUNT, SHANK	1
14	172667	CLAMP, SHANK (INCLUDES ITEMS 18)	1
15	172671	BUSHING, CLAMP	1
16	2-102-010004	BOLT U STANDARD GAUGE WHEEL	3
17	29SFFL 5811	NUT,FLANGE HEAD LOCK5/8-11UNC	4
18	172672	BUSHING 1-1/2 X 1-1/4 X2-15/16	1
19	185928	SHANK,5/8 X 1-3/4 EDGE BENT	1
20	108676	SWEEP 1/4X9 ULTRAWING (SHOWN)	
20	108675	SWEEP 1/4X8 ULTRAWING	
20	8-689-010006	9IN SWEEP	
20	8-689-010007	7IN SWEEP	
20	8-689-010008	8IN SWEEP	
20	8-689-010009	SWEEP 10 IN 810-800A	
21	7/16-14X1-3/4PB	BOLT,PLOW 7/16X1-3/4 GR5 ZP	2
22	1-861-010032-13	WASHER FLAT 7/16	1
23	1-861-010034-12	WASHER,LOCKING HLC SPG 7/16	2
24	1-512-010007-08	NUT, HEX 7/16-14 GR2 ZP	2
25	194616	EXTENSION SPRING SHANK	4
26	6-102-010009	U-BOLT RIGID GA WHEEL	4
27	164314	EXTENSION, SPRING SHANK 6-1/4	2
28	158841	U-BOLT,5/8X4-11/16X10-3/4	2

Shank Assembly S-Tine

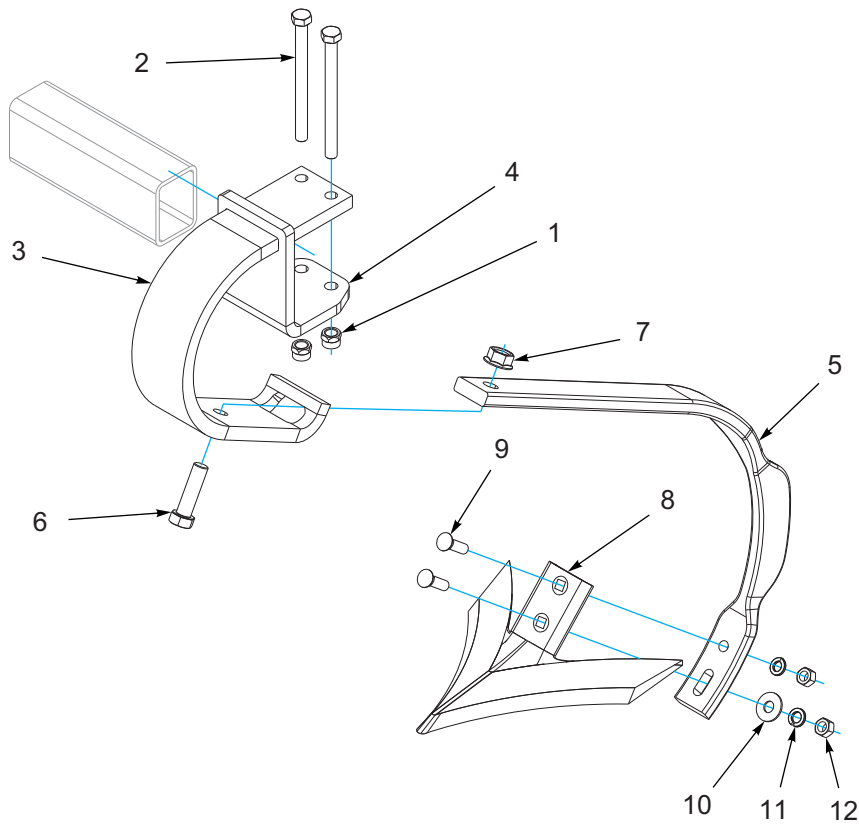


Figure 4-2: Shank Assembly S-Tine

Shank Assembly S-Tine

ITEM	PART NUMBER	DESCRIPTION	QTY.
--	166200	SHANK ASSY,S-TINE (INCLUDES ITEMS 1-4)	
1	1-512-010005-09	NUT,HEX,SLFLKG, 1/2-13 GRB	2
2	1-654-010055-17	SCREW,HEX CAP,1/2-13UNCX6 GR5	2
3	166199	SPRING CLAMP,S-TINE	1
4	166201	CLAMP S-TINE	1
5	185928	SHANK,5/8 X 1-3/4 EDGE BENT	1
6	1-654-010059-06	SCREW,HEX CAP 5/8-11X2-1/4 G5	1
7	29SFFL 5811	NUT,FLANGE HEAD LOCK5/8-11UNC	2
8	108676	SWEEP 1/4X9 ULTRAWING (SHOWN)	
8	108675	SWEEP 1/4X8 ULTRAWING	
8	8-689-010006	9IN SWEEP	
8	8-689-010007	7IN SWEEP	
8	8-689-010008	8IN SWEEP	
8	8-689-010009	SWEEP 10 IN 810-800A	
9	7/16-14X1-3/4PB	BOLT,PLOW 7/16X1-3/4 GR5 ZP	2
10	1-861-010032-13	WASHER FLAT 7/16	1
11	1-861-010034-12	WASHER,LOCKING HLC SPG 7/16	2
12	1-512-010007-08	NUT, HEX 7/16-14 GR2 ZP	2

Hydraulic Assemblies

Hydraulic Assembly Lift, 9630-20'-24'

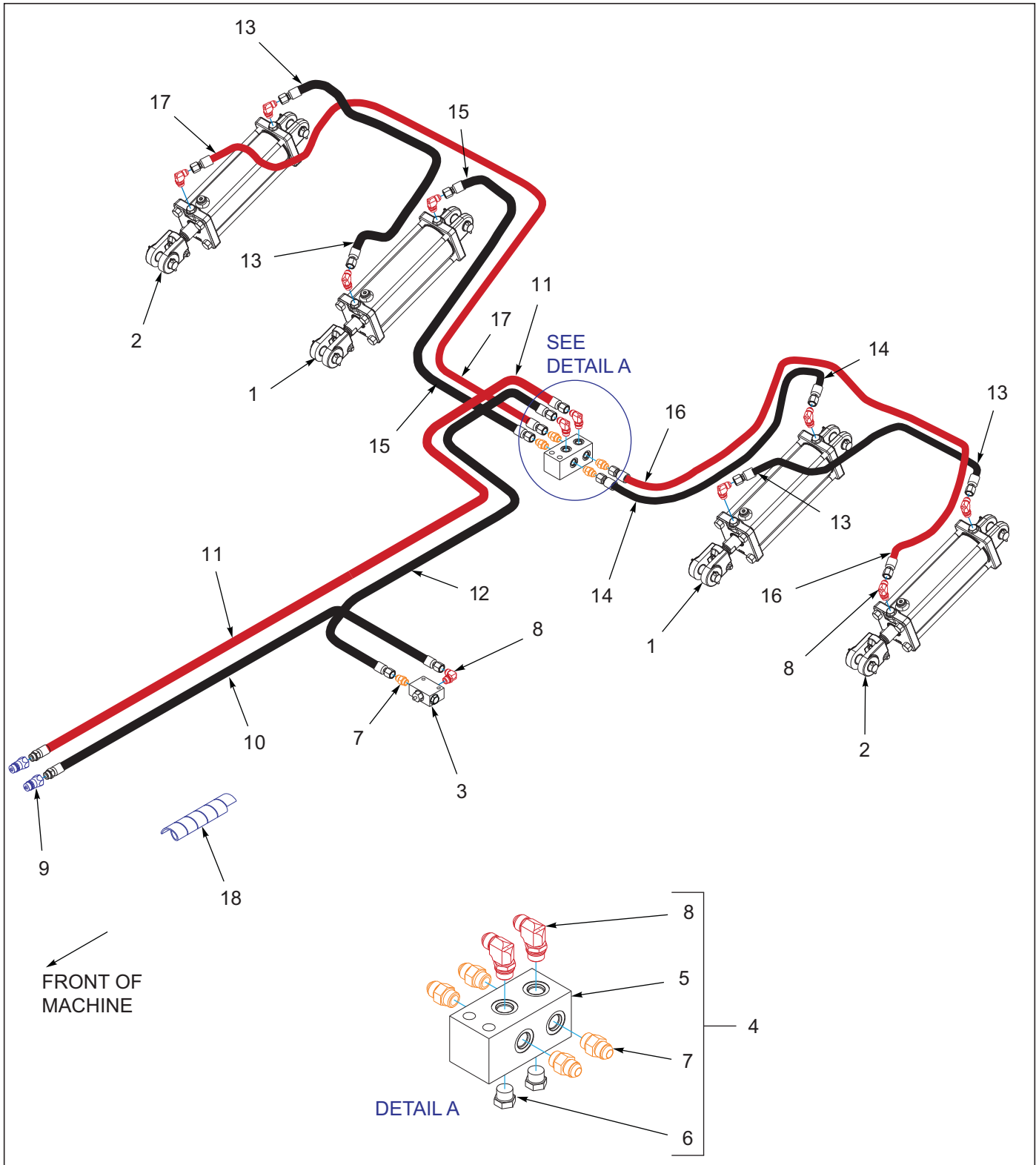


Figure 5-1: Hydraulic Assembly Lift, 9630-20'-24'

Hydraulic Assembly Lift, 9630-20'-24'

ITEM	PART NUMBER	DESCRIPTION	QTY.
1	140470	CYLINDER 4X10 REPHASE (SEE PAGE 6-2)	2
2	140471	CYLINDER 3-3/4X10 REPHASE (SEE PAGE 6-1)	2
3	185660	VALVE, LIMIT	1
4	168835	MANIFOLD ASSY LIFT (INCLUDES ITEMS 5-8)	1
5	2-474-010022	MANIFOLD HYDRAULIC, 8 HOSE	1
6	1-007-010025	PLUG, 3/4-16 O-RING BOSS	2
7	202702-8-8S	ADAPTER #8 O-RING TO #8 TUBE	5
8	2062-8-8S	ADAPTER, 90, #8 O-RING-TUBE	9
9	141828	COUPLER,MALE 3/4-16 O-RING	2
10	156964	HOSE ASM1/2X204 SAE37X3/4-16OR	1
11	168892	HOSE ASM1/2X37JICX3/4-16ORX271	1
12	51039-23	HOSE ASSY 1/2X106 SAE37 STR	1
13	116491	HOSE ASSY 3/8X96 #8 JIC SW (9630-20')	2
13	116434	HOSE ASSY, 3/8X120 #8 JIC SW (9630-24')	2
14	1-397-010369054	HOSE ASSY 3/8X54 #8 JIC SWV	1
15	117259	HOSE ASSY 3/8X48 #8JIC	1
16	116435	HOSE ASSY, 3/8X146 #8 JIC SW (9630-20')	1
16	122911	HOSE ASSY 3/8X168,#8JIC SWVL (9630-24')	1
17	141881	HOSE ASSY 3/8X136 #8 JIC SWIV (9630-20')	1
17	141889	HOSE ASSY 3/8X159 #8JIC SWIV (9630-24')	1
18	155528	HOSE WRAP, BLUE 1" ID X 8"	1

Hydraulic Assembly Lift, 9630-28'-34'

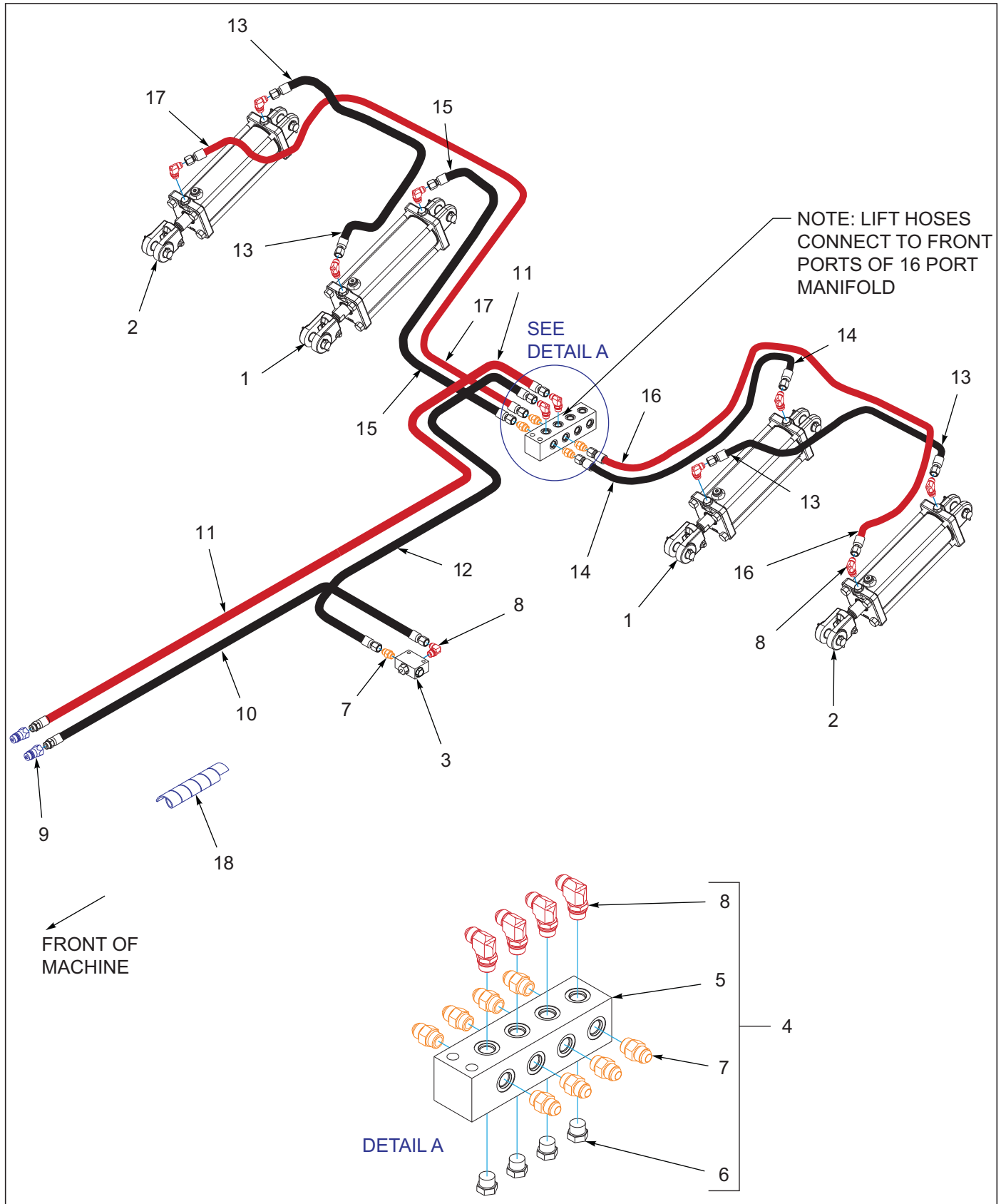


Figure 5-2: Hydraulic Assembly Lift, 9630-28'-34'

Hydraulic Assembly Lift, 9630-28'-34'

ITEM	PART NUMBER	DESCRIPTION	QTY.
1	140470	CYLINDER 4X10 REPHASE (SEE PAGE 6-2)	2
2	140471	CYLINDER 3-3/4X10 REPHASE (SEE PAGE 6-1)	2
3	185660	VALVE, LIMIT	1
4	166252	MANIFOLD ASSY LIFT/FOLD (INCLUDES ITEMS 5-8)	1
5	141594	MANIFOLD, HYDRAULIC 16 PORT	1
6	1-007-010025	PLUG, 3/4-16 O-RING BOSS	4
7	202702-8-8S	ADAPTER #8 O-RING TO #8 TUBE	9
8	2062-8-8S	ADAPTER, 90, #8 O-RING-TUBE	13
9	141828	COUPLER,MALE 3/4-16 O-RING	2
10	156964	HOSE ASM1/2X204 SAE37X3/4-16OR (9630-28') (9630-30' NC)	1
10	166282	HOSE 1/2X37JICX3/4-16ORINGX240 (9630-30'-34')	1
11	168892	HOSE ASM1/2X37JICX3/4-16ORX271 (9630-28') (9630-30' NC)	1
11	166283	HOSE 1/2X37JICX3/4-16ORINGX285 (9630-30'-34')	1
12	51039-23	HOSE ASSY 1/2X106 SAE37 STR (9630-28') (9630-30' NC)	1
12	164303	HOSE ASSY,1/2X138 SAE37 STR (9630-30'-34')	1
13	116435	HOSE ASSY, 3/8X146 #8 JIC SW	2
14	1-397-010369054	HOSE ASSY 3/8X54 #8 JIC SWVL (9630-28') (9630-30' NC)	1
14	153843	HOSE ASSY 3/8X67 #8 JIC SWIV (9630-30'-34')	1
15	117259	HOSE ASSY 3/8X48 #8JIC (9630-28') (9630-30' NC)	1
15	123547	HOSE ASSY 3/8X56 #8 JIC SWIVL (9630-30'-34')	1
16	141890	HOSE ASSY 3/8X192 #8JIC SWIV (9630-28') (9630-30' NC)	1
16	141882	HOSE ASSY 3/8X206 #8 JIC SWIV (9630-30'-34')	1
17	71508983	HOSE-HYD .38X182 (9630-28') (9630-30' NC)	1
17	141883	HOSE ASSY 3/8X190 #8 JIC SWIV (9630-30'-34')	1
18	155528	HOSE WRAP, BLUE 1" ID X 8"	1

Hydraulic Assembly Fold 9630-20'-24'

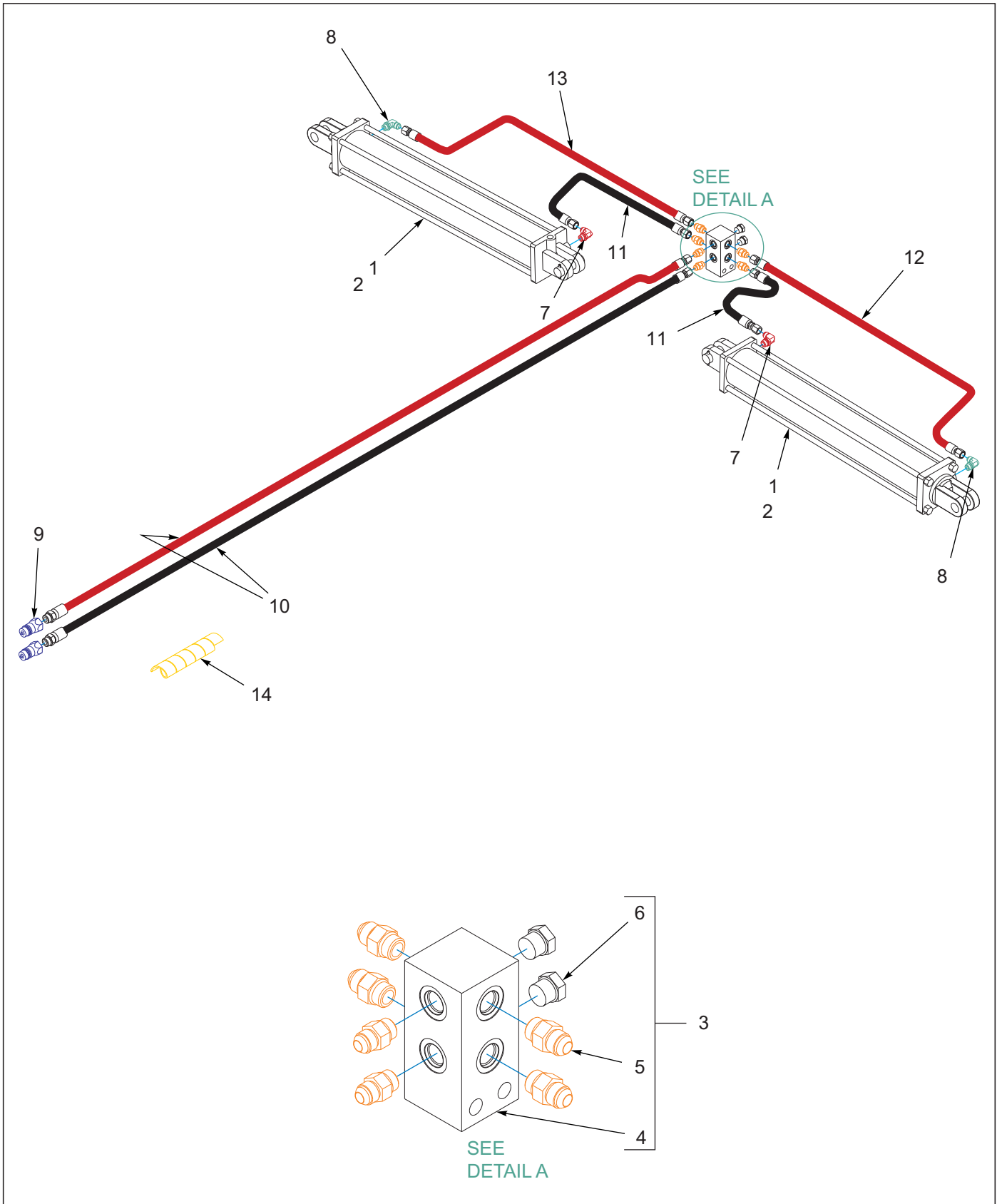


Figure 5-3: Hydraulic Assembly Fold, 9630-20'-24'

Hydraulic Assembly Fold, 9630-20'-24'

ITEM	PART NUMBER	DESCRIPTION	QTY.
1	144117	CYL ASSY, 4 X 30 W/FITTINGS (INCLUDES ITEMS 2, 7, 8)	4
2	140472	CYLINDER, 4 X 30, 1-1/2 ROD (SEE PAGE 6-3)	4
3	168836	MANIFOLD ASSY FOLD (INCLUDES ITEMS 4, 5, 6)	1
4	2-474-010022	MANIFOLD HYDRAULIC, 6 HOSE	1
5	202702-8-8S	ADAPTER #8 O-RING TO #8 TUBE	6
6	1-007-010025	PLUG, 3/4-16 O-RING BOSS	2
7	2062-8-8S	ADAPTER, 90, #8 O-RING-TUBE	2
8	141826	ELBOW 90 1/16 RES	2
9	141828	COUPLER,MALE 3/4-16 O-RING	2
10	141861	HOSE ASSY 3/8X196 #8JICX8OR	2
11	137602	HOSE ASSY, 3/8X27, #8JIC SWVL	2
12	116432	HOSE ASSY, 3/8X60 #8 JIC SWV	1
13	71508985	HOSE ASSY .38 X 30	1
14	155529	HOSE WRAP, YELLOW 1" ID X 8"	1

Hydraulic Assembly Fold 9630-28'-30'NC

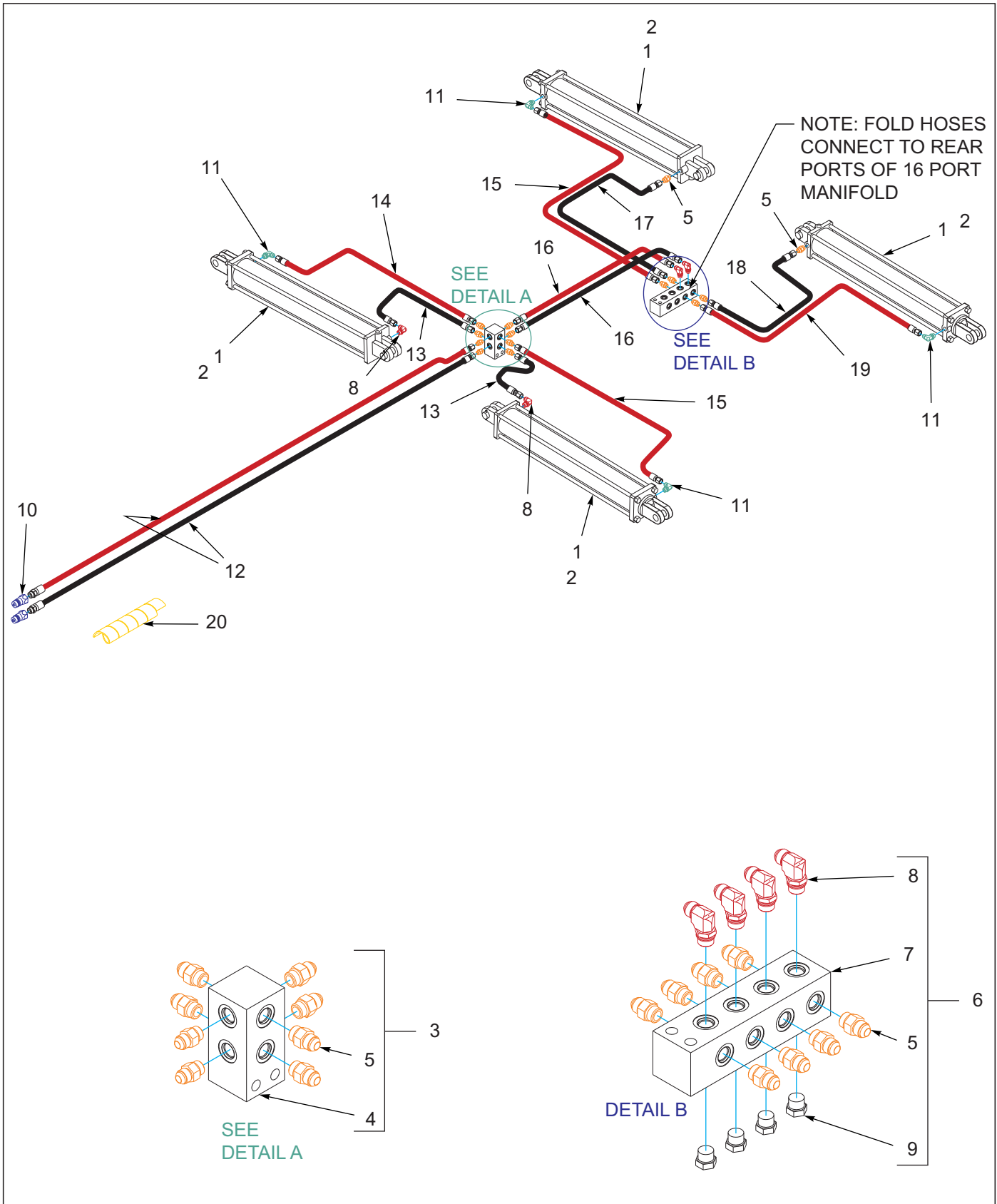


Figure 5-4: Hydraulic Assembly Fold, 9630-28'-30'NC

Hydraulic Assembly Fold, 9630-28'-30'NC

ITEM	PART NUMBER	DESCRIPTION	QTY.
1	144117	CYL ASSY, 4 X 30 W/FITTINGS (INCLUDES ITEMS 2, 8, 11)	4
2	140472	CYLINDER, 4 X 30, 1-1/2 ROD (SEE PAGE 6-3)	4
3	166253	MANIFOLD ASSY FOLD (INCLUDES ITEMS 4, 5)	1
4	2-474-010022	MANIFOLD HYDRAULIC, 6 HOSE	1
5	202702-8-8S	ADAPTER #8 O-RING TO #8 TUBE	18
6	166252	MANIFOLD ASSY LIFT/FOLD (INCLUDES ITEMS 5, 7, 8, 9,)	1
7	141594	MANIFOLD, HYDRAULIC 16 PORT	1
8	2062-8-8S	ADAPTER, 90, #8 O-RING-TUBE	8
9	1-007-010025	PLUG, 3/4-16 O-RING BOSS	2
10	141828	COUPLER,MALE 3/4-16 O-RING	2
11	141826	ELBOW 90 1/16 RES	4
12	141861	HOSE ASSY 3/8X196 #8JICX8OR	2
13	137602	HOSE ASSY, 3/8X27, #8JIC SWVL	2
14	71508985	HOSE ASSY .38 X 30	1
15	71508992	HOSE ASSY .38 X 50	2
16	71508988	HOSE ASSY 3/8 X 80	2
17	153842	HOSE ASSY 3/8X33 #8 JIC SWIV	1
18	147584	HOSE ASSY 3/8X40 #8 JIC SWIV	1
19	123547	HOSE ASSY 3/8X56 #8 JIC SWIVL	1
20	155529	HOSE WRAP, YELLOW 1" ID X 8"	1

Hydraulic Assembly Fold 9630-30'-34'

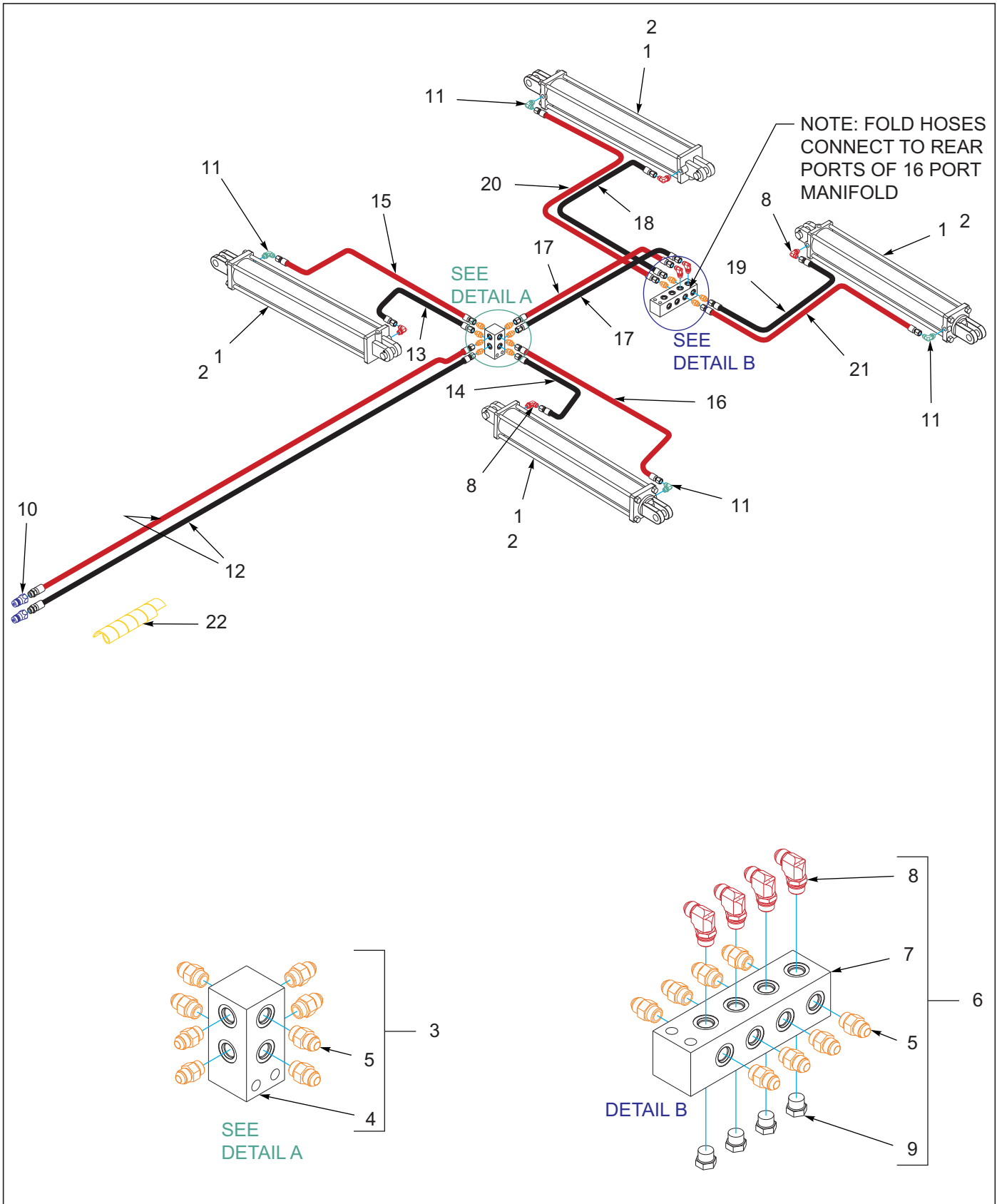


Figure 5-5: Hydraulic Assembly Fold, 9630-30'-34'

Hydraulic Assembly Fold, 9630-30'-34'

ITEM	PART NUMBER	DESCRIPTION	QTY.
1	167618	CYL ASM, 4-1/2 X 30 W/FITTINGS (INCLUDES ITEMS 2, 8, 11)	4
2	167575	CYLINDER, 4-1/2 X 30, 2DIA ROD (SEE PAGE 6-4)	4
3	166253	MANIFOLD ASSY FOLD (INCLUDES ITEMS 4, 5)	1
4	2-474-010022	MANIFOLD HYDRAULIC, 6 HOSE	1
5	202702-8-8S	ADAPTER #8 O-RING TO #8 TUBE	16
6	166252	MANIFOLD ASSY LIFT/FOLD (INCLUDES ITEMS 5, 7, 8, 9,)	1
7	141594	MANIFOLD, HYDRAULIC 16 PORT	1
8	2062-8-8S	ADAPTER, 90, #8 O-RING-TUBE	8
9	1-007-010025	PLUG, 3/4-16 O-RING BOSS	2
10	141828	COUPLER,MALE 3/4-16 O-RING	2
11	141826	ELBOW 90 1/16 RES	4
12	141861	HOSE ASSY 3/8X196 #8JICX8OR	2
13	147582	HOSE ASSY 3/8X24 #8 JIC SWIV	1
14	71508992	HOSE ASSY .38 X 50	1
15	71508985	HOSE ASSY .38 X 30	1
16	71508987	HOSE ASSY 3/8 X 86	1
17	71508988	HOSE ASSY 3/8 X 80	2
18	1-397-010369036	HOSE ASSY 3/8X36,#8 JIC SWVL	1
19	117259	HOSE ASSY 3/8X48 #8JIC	1
20	153843	HOSE ASSY 3/8X67 #8 JIC SWIV	1
21	116490	HOSE ASSY 3/8X78 #8 JIC SW	1
22	155529	HOSE WRAP, YELLOW 1" ID X 8"	1

Cylinders

Cylinder Assembly 3-3/4 x 10, Rephase

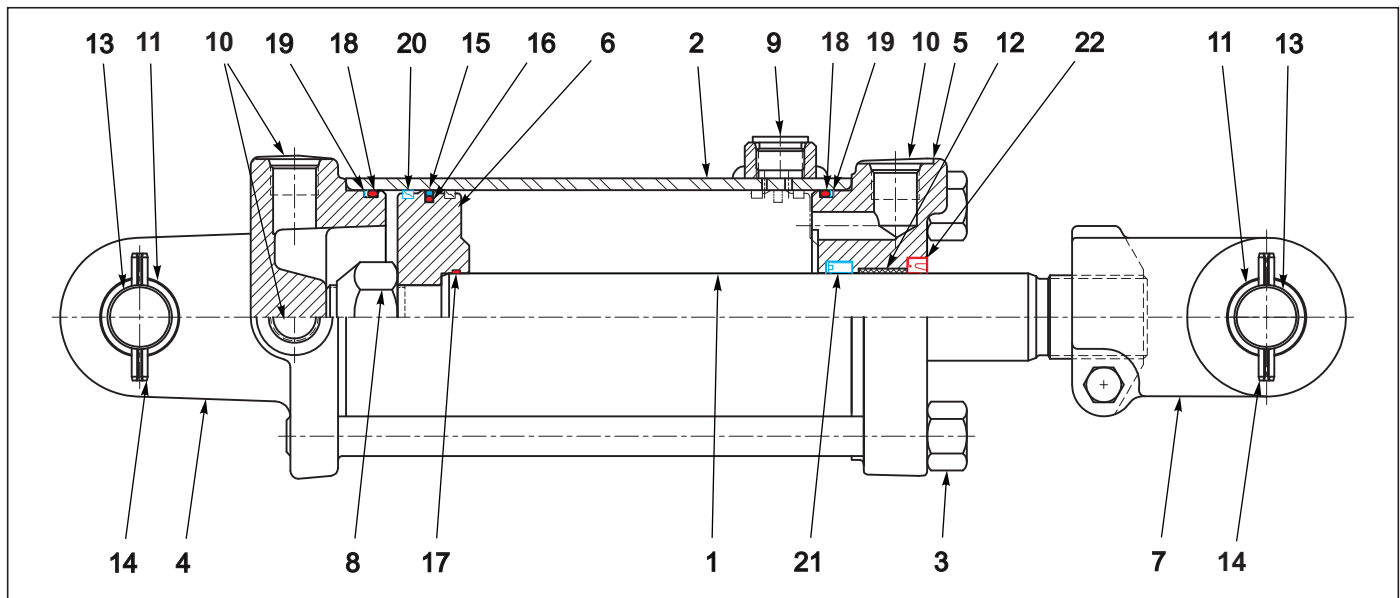


Figure 6-1: Cylinder Assembly 3-3/4 x 10, Rephase

Cylinder Assembly 3-3/4 x 10, Rephase

ITEM	PART NUMBER	DESCRIPTION	QTY.
--	140471	CYLINDER, 3-3/4 X 10, REPHASE (1" PINS)	
1	----	PISTON, ROD	1
2	----	TUBE ASSY	1
3	----	TIEROD ASSY	1
4	142116	BUTT CLEVIS ASSEMBLY	1
5	111871	GLAND ASSY	1
6	----	PISTON ROD	1
7	142110	CLEVIS ASSY	1
8	----	NUT, LOCK	1
9	----	PLUG, PORT	1
10	----	PLUG, PORT	3
11	142112	BUSHING	4
12	141301	BUSHING	1
13	143994	PIN, CLEVIS	2
14	111789	ROLL PIN	4
15	----	TEFLON SEAL	1
16	----	O- RING	1
17	----	O- RING	1
18	----	O- RING	2
19	----	BU- WASHER	2
20	----	BEARING RING	2
21	----	U- CUP	1
22	----	CANNED WIPER	1
23	142103	PACKING KIT (NOT SHOWN) (INCLUDES ITEMS 15-22)	

Cylinder Assembly 4 x 10, Rephase

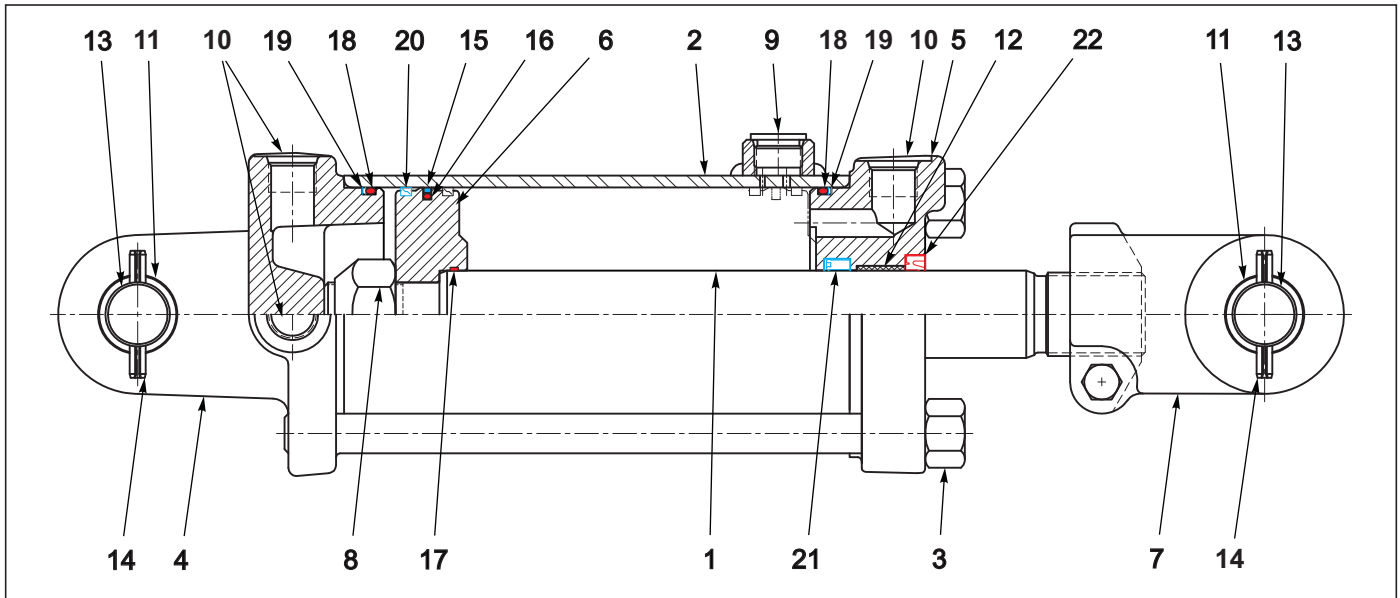


Figure 6-2: Cylinder Assembly 4 x 10, Rephase

Cylinder Assembly 4 x 10, Rephase

ITEM	PART NUMBER	DESCRIPTION	QTY.
--	140470	CYLINDER 4X10 REPHASE (1" PINS)	
1	----	PISTON, ROD	1
2	----	TUBE	1
3	----	TIEROD ASSY	1
4	142114	BUTT CLEVIS ASSY	1
5	142109	GLAND ASSEMBLY	1
6	----	PISTON	1
7	142110	CLEVIS ASSEMBLY	1
8	----	NUT, LOCK	1
9	----	PLUG, PORT	1
10	----	PLUG, PORT	3
11	142112	BUSHING	4
12	141301	BUSHING	1
13	143994	PIN, CLEVIS	2
14	111789	ROLL PIN	4
15	----	TEFLON SEAL	1
16	----	O- RING	1
17	----	O- RING	1
18	----	O- RING	2
19	----	BU- WASHER	2
20	----	BEARING RING	2
21	----	U- CUP	1
22	----	CANNED WIPER	1
23	142111	PACKING KIT (NOT SHOWN) (INCLUDES ITEMS 15-22)	

Cylinder Assembly 4 x 30

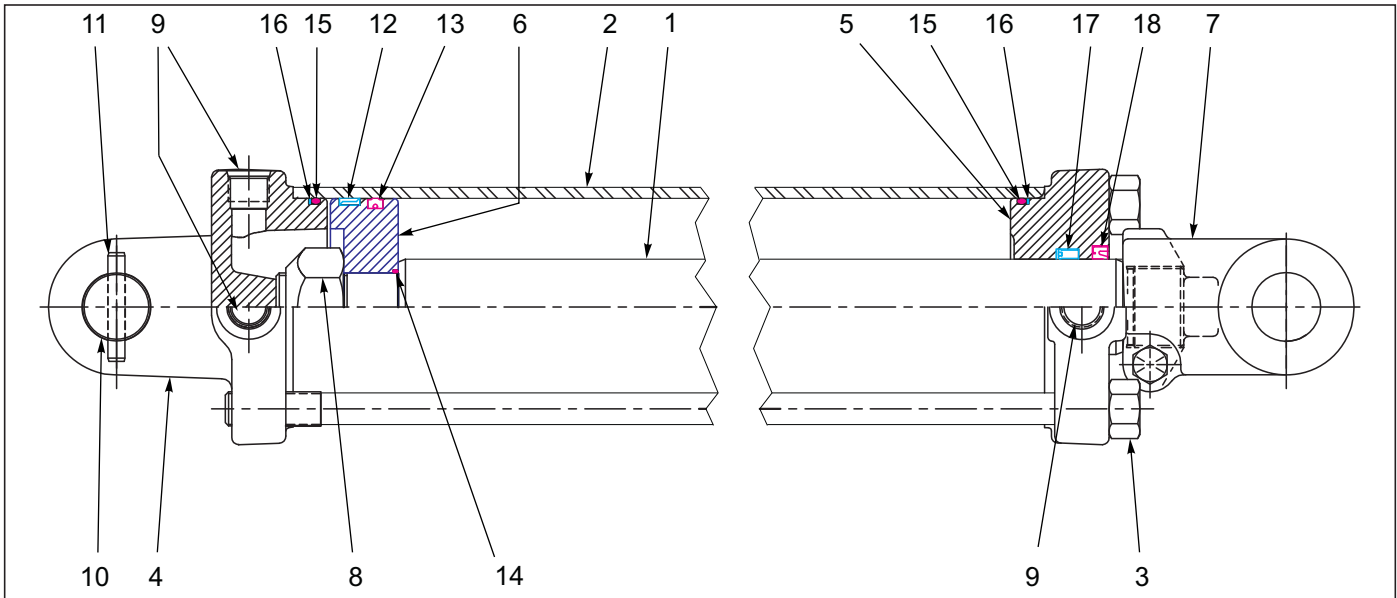


Figure 6-3: Cylinder Assembly 4 x 30

Cylinder Assembly 4 x 30

ITEM	PART NUMBER	DESCRIPTION	QTY.
--	140472	CYLINDER 4X30 1-1/2 ROD	
1	----	PISTON ROD	1
2	----	TUBE	1
3	----	TIEROD ASSY	4
4	142119	BUTT CLEVIS ASSY	1
5	142120	GLAND	1
6	----	PISTON	1
7	100000328	CLEVIS ASSY	1
8	----	LOCKNUT	1
9	----	SHIPPING PLUG	3
10	111880	CLEVIS PIN	1
11	111789	ROLL PIN	2
12	----	BEARING RING	1
13	----	CROWN SEAL	1
14	----	O- RING	1
15	----	O- RING	2
16	----	BU- WASHER	2
17	----	U- CUP	1
18	----	CANNED WIPER	1
19	142113	PACKING KIT (NOT SHOWN) (INCLUDES ITEMS 12-18)	

Cylinder Assembly 4-1/2 x 30

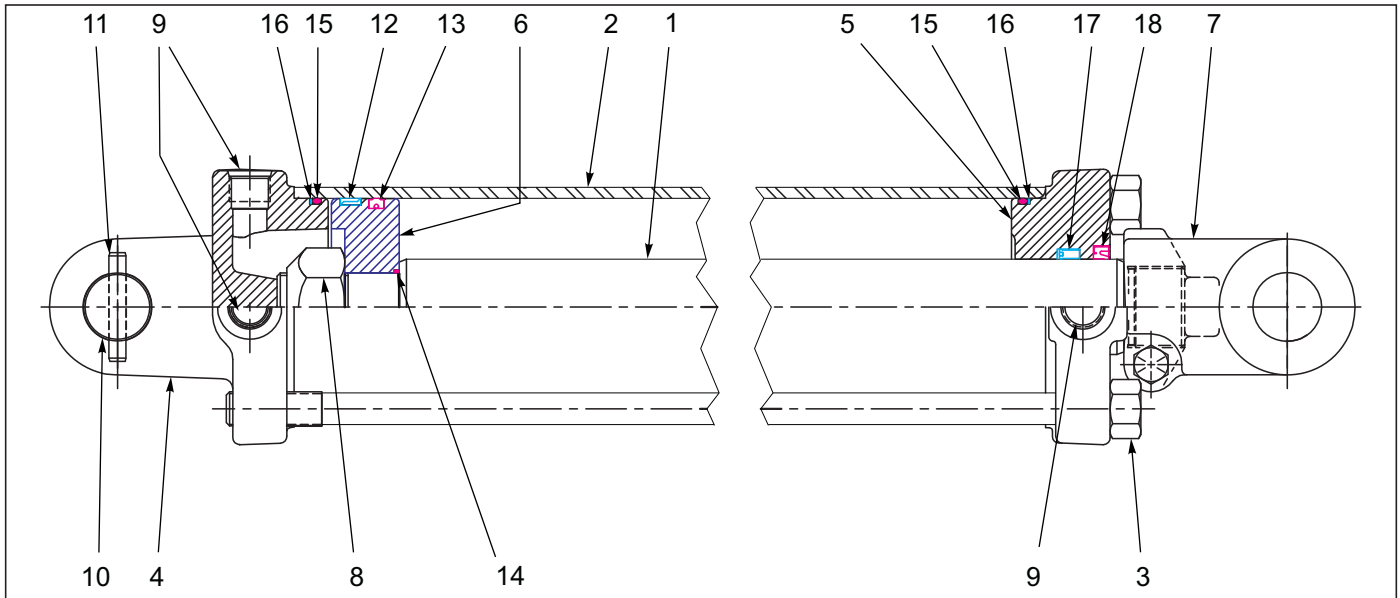


Figure 6-4: Cylinder Assembly 4-1/2 x 30

Cylinder Assembly 4-1/2 x 30







ITEM	PART NUMBER	DESCRIPTION	QTY.
--	167575	CYLINDER, 4-1/2 X 30, 2DIA ROD	
1	----	PISTON ROD	1
2	----	TUBE	1
3	----	TIEROD ASSEMBLY	4
4	218648	BUTT	1
5	169549	GLAND	1
6	----	PISTON	1
7	100000362	CLEVIS ASSEMBLY	1
8	----	LOCKNUT	1
9	----	PORT PLUG	3
10	169550	CLEVIS PIN	1
11	111789	ROLL PIN	2
12	----	BEARING RING	2
13	----	CROWN SEAL	1
14	----	O-RING	1
15	----	O-RING	2
16	----	BU-WASHER	2
17	----	U-CUP	1
18	----	WIPER	2
19	169552	PACKING KIT (NOT SHOWN) (INCLUDES ITEMS 12-18)	

Electrical

Electrical Assembly W/LED Lights Wiring Chart

7-PIN CONN.	4-PIN TOWER	CIRCUIT	WIRE COLOR
1	D	GROUND	WHITE 
2	-	WORK LAMPS	BLACK 
3	B	LEFT FLASHING & TURN	YELLOW 
4	-	STOP LAMPS	RED 
5	A	RIGHT FLASHING & TURN	GREEN 
6	C	TAIL LAMPS	BROWN 
7	-	SWITCHED POWER (12 V)	BLUE 

MAIN WARNING LIGHT HARNESS - WIRING CHART

	RIGHT AMBER	RIGHT RED		LEFT RED	LEFT AMBER
	2-PIN TOWER	3-PIN TOWER	6-PIN SHROUD	3-PIN TOWER	2-PIN TOWER
 BLACK LEFT TURN			A	C	
 WHITE GROUND	A	A	B	A	A
 BROWN TAIL LIGHT		B	C	B	
 YELLOW LEFT TURN			D		B
 GREEN RIGHT TURN	B		E		
 RED RIGHT TURN		C	F		

REAR WARNING LIGHT HARNESS - WIRING CHART

Figure 7-1: Electrical Assembly W/LED Lights Wiring Chart

Electrical Assembly W/LED Lights

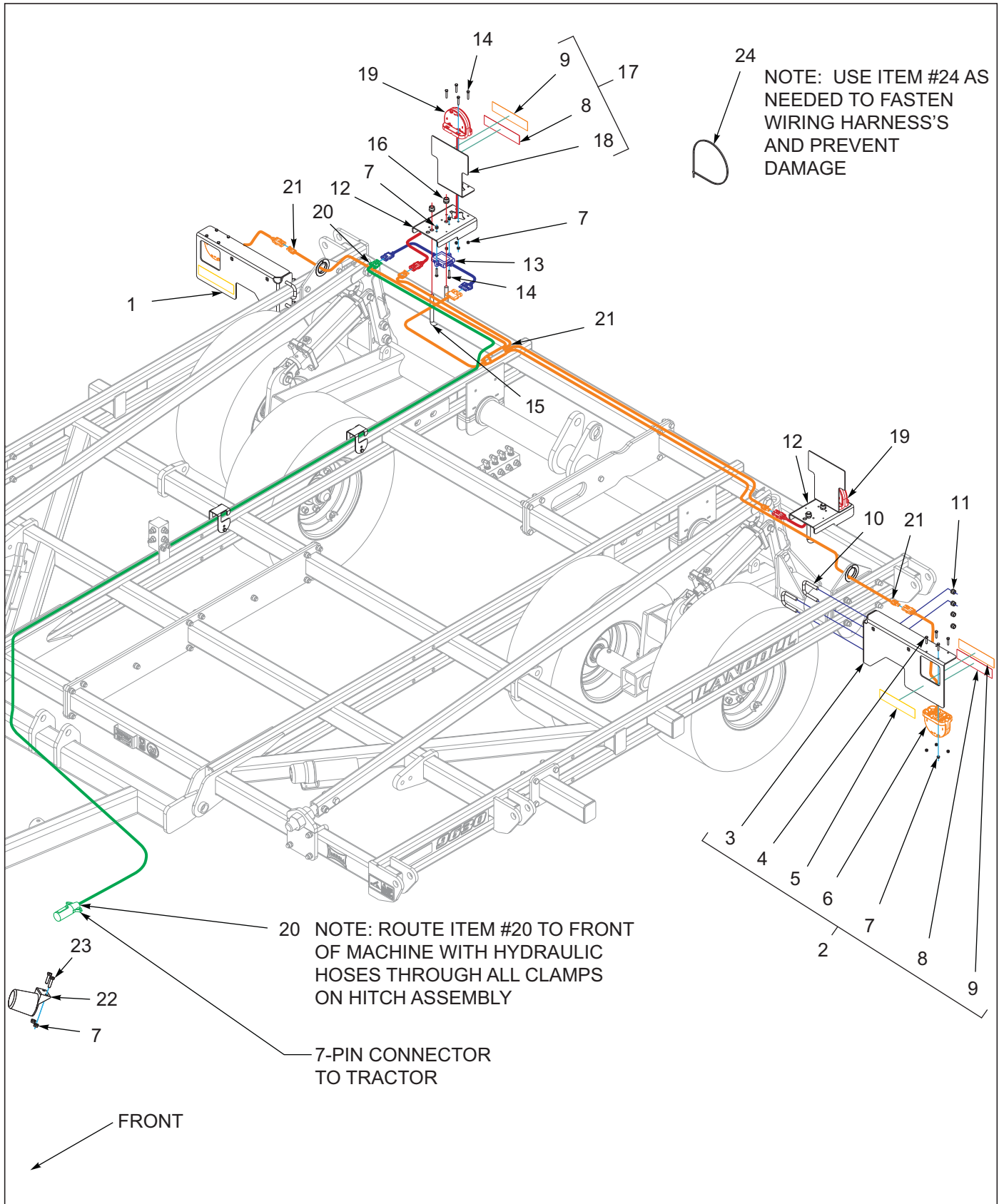


Figure 7-2: Electrical Assembly W/LED Lights

Electrical Assembly W/LED Lights

ITEM	PART NUMBER	DESCRIPTION	QTY.
--	176603	ELECTRICAL KIT 9630	
1	176601	LIGHT ASSY, RIGHT LED (INCLUDES ITEMS 3-9)	1
2	176602	LIGHT ASSY, LEFT LED (INCLUDES ITEMS 3-9)	1
3	164134	MOUNT, LIGHT RIGHT (USED WITH ITEM 1)	1
3	164135	MOUNT, LIGHT LEFT (USED WITH ITEM 2)	1
4	1-654-010047-07	SCREW,HX CP 1/4-20UNCX1-1/4G5	8
5	528934	REFLECTOR - YELLOW	2
6	174436	LAMP, AG AMBER SINGLE LED	2
7	1-512-010005-01	NUT,HEX,SLFLKG GRB 1/4-20	20
8	528933	REFLECTOR - RED	4
9	528938	STRIPE, ORANGE	4
10	8-102-010019	U BOLT SCRAPER	4
11	1-512-010005-09	NUT,HEX,SLFLKG, 1/2-13 GRB	8
12	164138	MOUNT, LIGHT TAIL	2
13	174437	MODULE, AG FLASHER CONTROL	1
14	1-654-010047-08	SCREW HX CP,1/4-20UNCX1-1/2G5	10
15	8-102-010043	U-BOLT, SPING CLAMP	2
16	1-512-010005-13	NUT,HEX SLFLKG GRB 5/8-11	4
17	164140	REFLECTOR ASSY (INCLUDES ITEMS 8, 9, 18)	2
18	164139	MOUNT, REFLECTOR	2
19	174435	LAMP, AG RED SINGLE LED	2
20	174438	HARNESS, MAIN WARNING LIGHTS	1
21	174439	HARNESS, REAR WARNING LIGHTS	1
22	2-368-010287	HARNESS, STOR-A-WAY (SEE PAGE 2-1)	1
23	1-654-010047-06	SCREW,HX CP 1/4-20UNCX1 GR5	2
24	105874	TIE,STRAP PLSTC 21.5-24X.301	15

Decals

Decals

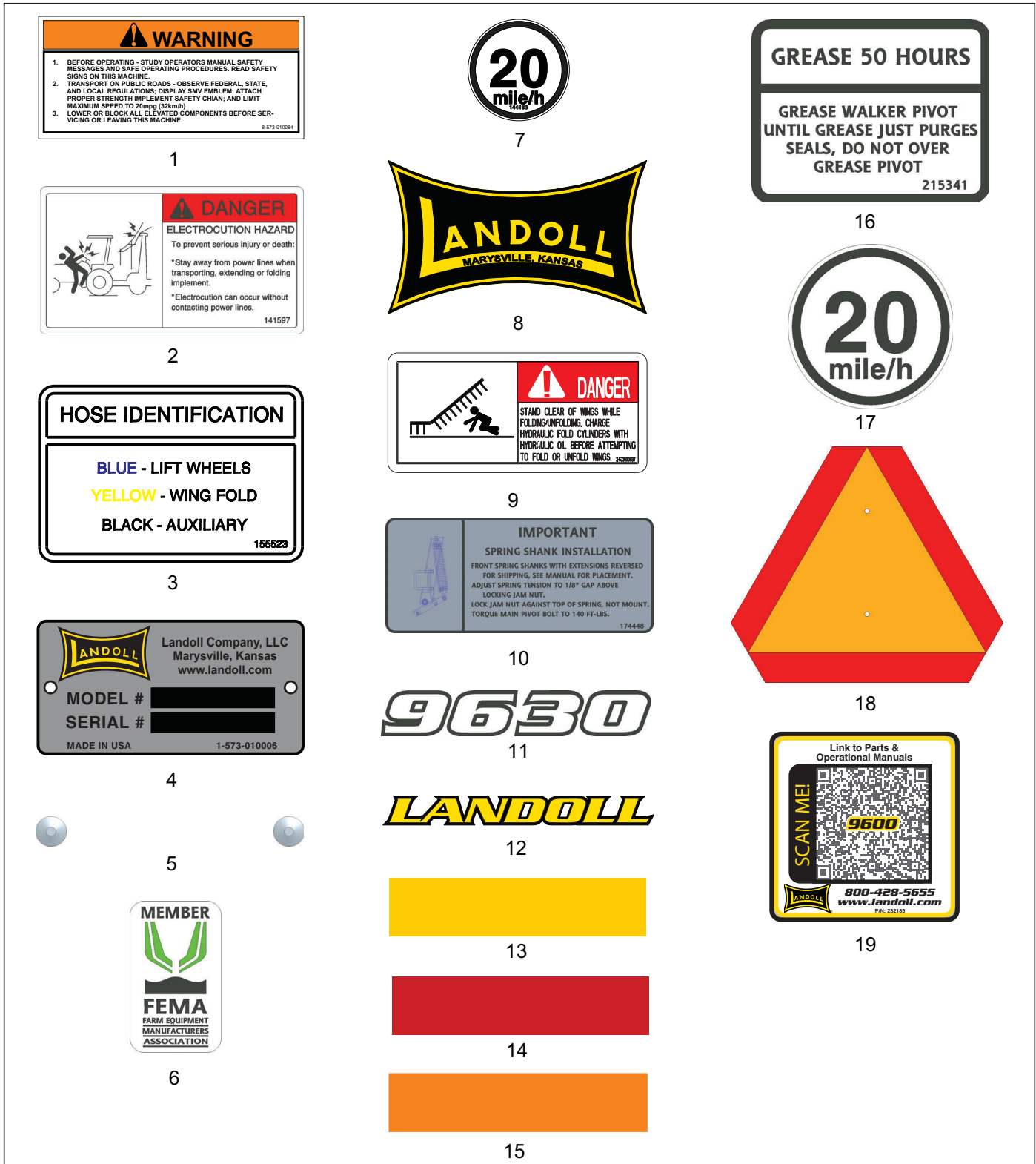


Figure 8-1: Decals

Decal Installation

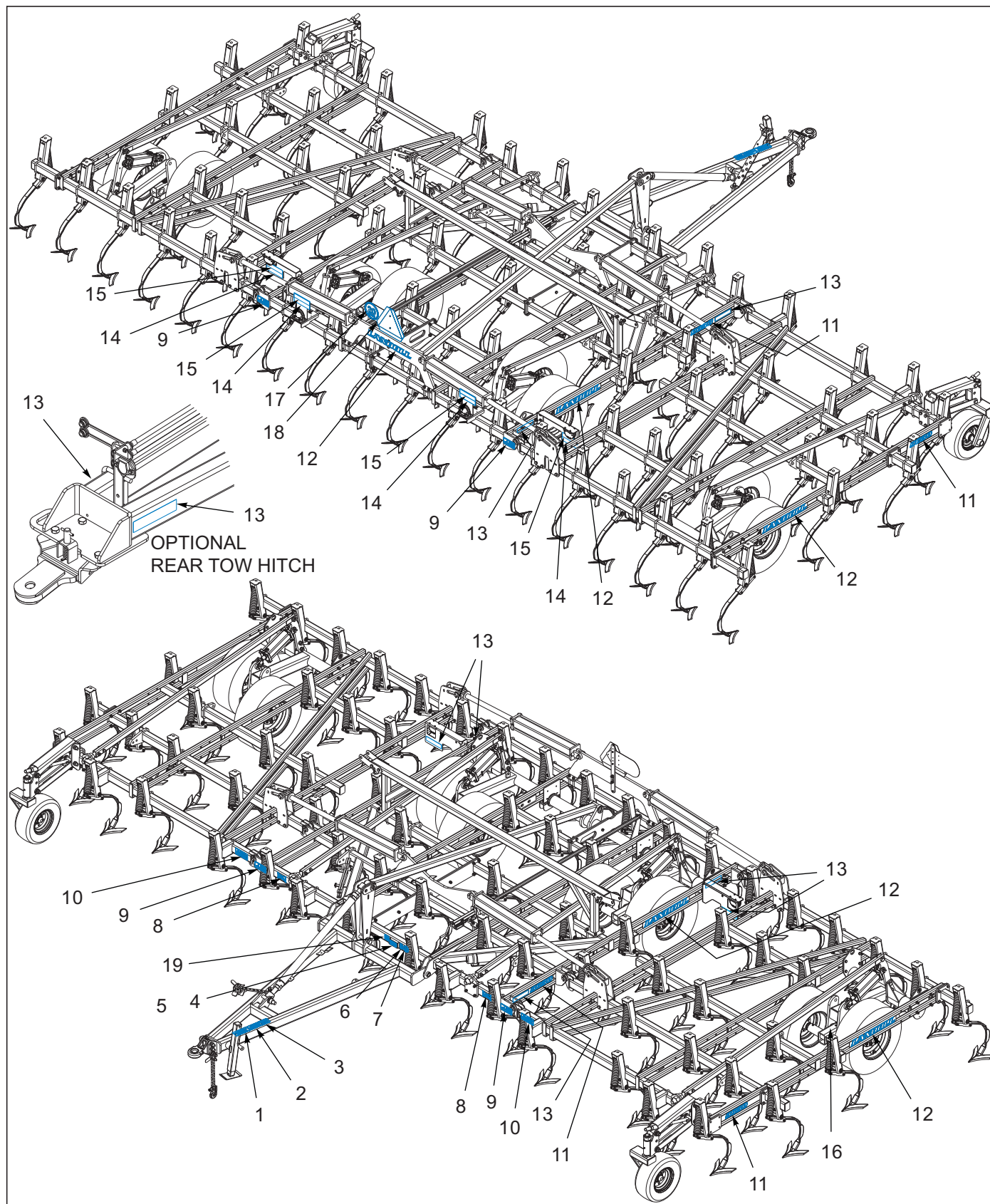


Figure 8-2: Decal Installation

Decals

ITEM	PART NUMBER	DESCRIPTION	QTY.
1	8-573-010084	DECAL WARNING BEFORE OPERATG	1
2	141597	DECAL, DANGER ELECTROCUTION	1
3	155523	DECAL, HOSE IDENTIFICATION	1
4	1-573-010006	PLACARD, NAME	1
5	156010	RIVET, BLIND .156X1/2 GRIP	2
6	2-573-010198	DECAL, MEMBER FEMA	1
7	144193	DECAL, SIS 20 MPH	1
8	141259	DECAL, LANDOLL, YELLOW	2
9	2-573-010037	DECAL, DANGER, WING	4
10	174448	DECAL, IMPORTANT	2
11	164301	DECAL, MODEL 9630	4
12	141260	DECAL, LANDOLL	5
13	528934	REFLECTOR - YELLOW (SEE PAGE 8-3)	4
14	528933	REFLECTOR - RED (SEE PAGE 8-3)	4
15	528938	STRIPE, ORANGE (SEE PAGE 8-3)	4
16	215341	DECAL, GREASE WALKER (SEE PAGE 1-7 OR PAGE 3-4)	4
17	224589	DECAL, SIS 20 MILE/H	1
18	70260977	SMV EMBLEM	1
19	232185	DECAL, QR CODE 9600 SERIES	1

Attachments

4 Row Coil Tine Layout




Figure 9-1: 4 Row Coil Tine Harrow Layout (1 of 2)




Figure 9-2: 4 Row Coil Tine Harrow Layout (2 of 2)

4 Row Coil Tine Layout

ITEM	PART NUMBER	DESCRIPTION	QTY.						
--	229677	4 ROW CT HARROW 9630-20	*						
--	229678	4 ROW CT HARROW 9630-24		*					
--	229679	4 ROW CT HARROW 9630-28			*				
--	229680	4 ROW CT HARROW 9630-30				*			
--	229681	4 ROW CT HARROW 9630-30NC					*		
--	229682	4 ROW CT HARROW 9630-32						*	
--	229683	4 ROW CT HARROW 9630-34							*
1	229061	HARROW ARM ASSY, COIL TINE (SEE PAGE 9-5)	6	6	6	6	6	6	6
2	229072	HARROW ASSY, 5 TINE 8 IN (SEE PAGE 9-5)	2	--	--	--	--	--	--
3	229073	HARROW ASSY, 6 TINE 8 IN (SEE PAGE 9-5)	--	2	--	--	--	--	--
4	229074	HARROW ASSY, 7 TINE 8 IN (SEE PAGE 9-5)	1	--	2	--	--	--	--
5	229075	HARROW ASSY, 8 TINE 8 IN (SEE PAGE 9-5)	--	1	--	2	3	2	--
6	229076	HARROW ASSY, 9 TINE 8 IN (SEE PAGE 9-5)	--	--	1	1	--	1	2
7	229077	HARROW ASSY, 10 TINE 8 IN (SEE PAGE 9-5)	--	--	--	--	--	--	1

Coil Tine Harrow Assembly

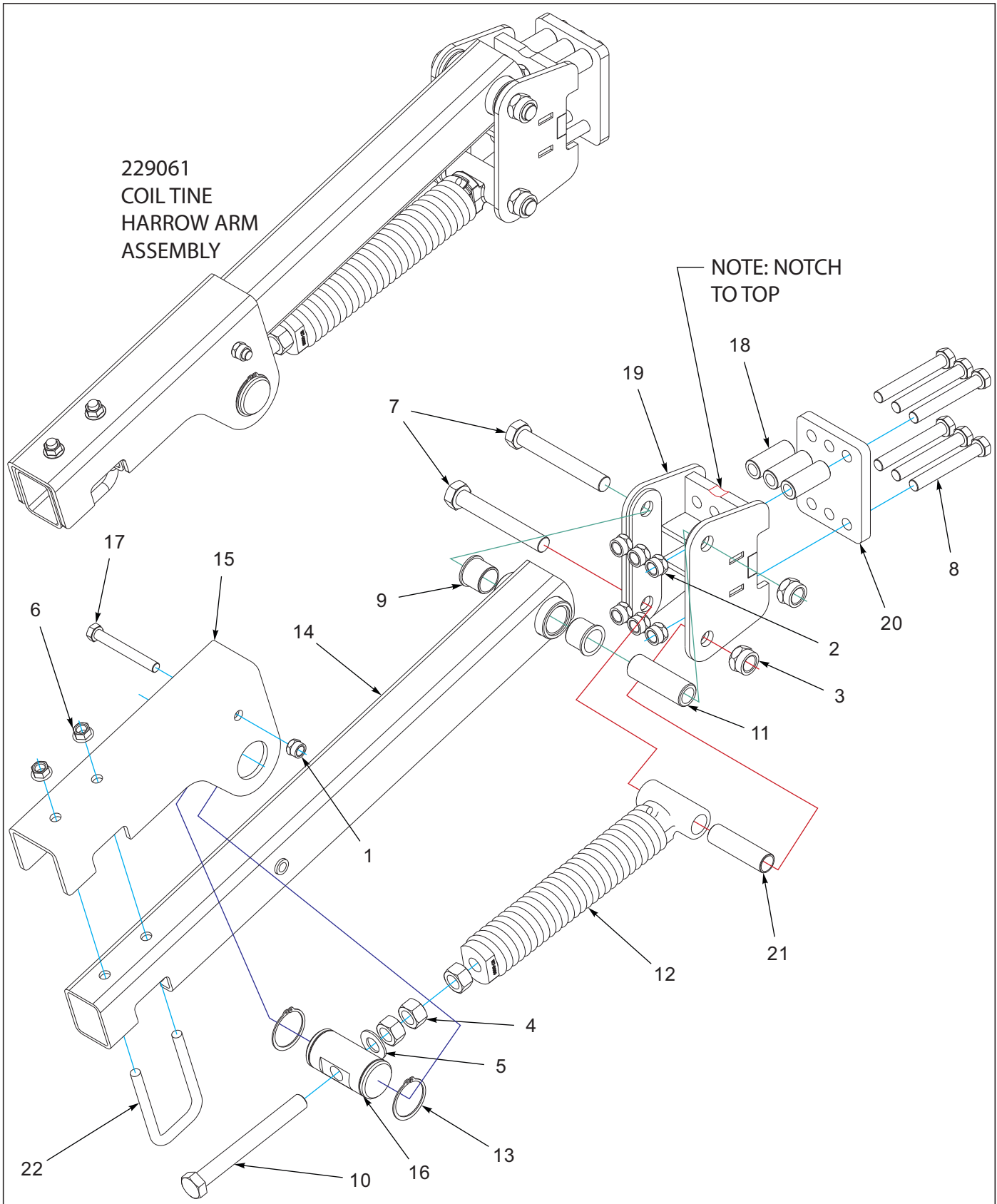


Figure 9-3: Coil Tine Harrow Assembly

Coil Tine Harrow Assembly

ITEM	PART NUMBER	DESCRIPTION	QTY.
--	229061	HARROW ARM ASSY, COIL TINE	
1	1-512-010005-13	NUT,HEX SLFLKG GRB 5/8-11	1
2	1-512-010005-15	NUT,HEX,SLFLKG GRB 3/4-10	6
3	1-512-010005-19	NUT 1-8 HEX SLF-LOCKING GRB	2
4	1-512-010007-14	NUT, HEX 1-8 GR2 ZP	3
5	1-861-010032-24	WASHER FL 1IN NARROW ZP	1
6	100827	NUT,FLG HD,SERRATED,5/8-11	2
7	100830	SCREW,HEX CAP,1-8X7,GR5	2
8	139201	SCREW,HX CP 3/4-10UNCX5.50GR8	6
9	140599	BEARING, FLANGE 1-1/2"	2
10	152210	BOLT, ADJ, 1 X 9	1
11	155002	BUSHING PIVOT 1-1/2	1
12	155963	SPRING ASSY, HVY - 17"	1
13	158896	SNAP RING, 2-1/2 SHAFT	2
14	164331	ARM, TINE HARROW	1
15	164335	MOUNT, HARROW ARM SPRING	1
16	164336	PIN, ADJUSTMENT W/SNAP RING	1
17	172830	SCREW HX CP 5/8-11X5 GR8	1
18	211056	BUSHING, CLAMP 3" L	3
19	229062	MOUNT, TINE HARROW	1
20	229063	MOUNTING PLATE, HARROW	1
21	229068	BUSHING, PIVOT - 1-1/4	1
22	8-102-010043	U-BOLT, SPING CLAMP	1

4 Row Coil Tine Harrow Assembly

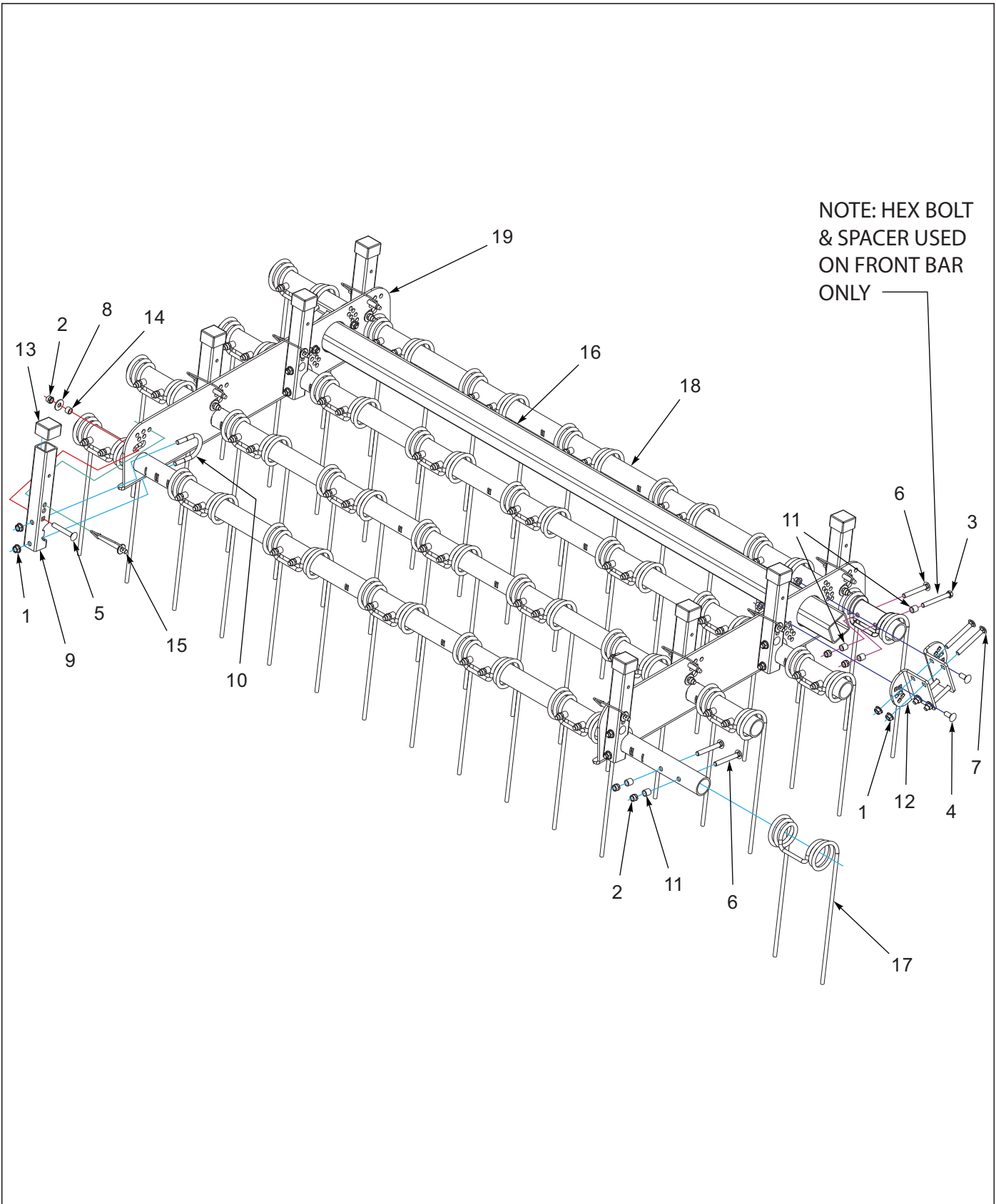


Figure 9-4: 4 Row Coil Tine Harrow Assembly

4 Row Coil Tine Harrow Assembly

ITEM	PART NUMBER	DESCRIPTION	QTY.						
--	229072	HARROW ASSY, 5 TINE 8 IN	*						
--	229073	HARROW ASSY, 6 TINE 8 IN		*					
--	229074	HARROW ASSY, 7 TINE 8 IN			*				
--	229075	HARROW ASSY, 8 TINE 8 IN				*			
--	229076	HARROW ASSY, 9 TINE 8 IN					*		
--	229077	HARROW ASSY, 10 TINE 8 IN						*	
1	1-510-010003-09	NUT,1/2-13 FLANGE HD,SERRATED	28	28	28	28	28	28	28
2	1-512-010005-09	NUT,HEX,SLFLKG, 1/2-13 GRB	48	58	64	72	80	88	
3	1-654-010055-14	SCREW,HX CP,1/2-13UNCX4-1/2G5	5	6	7	8	9	10	
4	1-654-010070-02	SCREW 1/2-13X1-1/4 RD HD SQNK	4	4	4	4	4	4	
5	1-654-010070-11	SCREW,RDHD,SQNK 1/2-13X3-1/2	8	8	8	8	8	8	
6	1-654-010070-13	SCREW,RH HD, SQ NCK 1/2-13X4	35	42	49	56	63	70	
7	1-654-010070-14	SCREW 1/2-13X4-1/2RDHD SQNCK	8	8	8	8	8	8	
8	1-861-010032-15	WASHER, FLAT 1/2 W ZP/CD	8	8	8	8	8	8	
9	154994	TUBE ANGLE ADJUST	8	8	8	8	8	8	
10	154995	U-BOLT, 1/2	8	8	8	8	8	8	
11	154997	TUBE 0.75ODX0.532IDX0.75 ZP	45	54	63	72	81	90	
12	154998	PLATE ANGLE ADJUSTMENT	4	4	4	4	4	4	
13	155927	CAP, TUBE 1.95X1.5 BLACK	8	8	8	8	8	8	
14	155956	BUSHING ANGLE ADJUSTMENT	8	8	8	8	8	8	
15	155971	PIN, HARROW ADJ	8	8	8	8	8	8	
16	156777	TUBE RIDE BAR 57.875"	1	--	--	--	--	--	
16	156778	TUBE RIDE BAR 90.5"	--	1	1	--	--	--	
16	155005	TUBE SQ 3 X 3/16X107	--	--	--	1	--	--	
16	156779	TUBE RIDE BAR 138"	--	--	--	--	1	1	
17	164315	TINE, HARROW 7/16 X 18	20	24	28	32	36	40	
18	164318	GANG BAR 5 TINE 8IN 73"	4	--	--	--	--	--	
18	164319	GANG BAR 6 TINE 8 IN 89"	--	4	--	--	--	--	
18	164320	GANG BAR 7 TINE 8IN 105"	--	--	4	--	--	--	
18	164321	GANG BAR 8 TINE 8 IN 121"	--	--	--	4	--	--	
18	164322	GANG BAR 9 TINE 8IN 137"	--	--	--	--	4	--	
18	164323	GANG BAR 10 TINE 8IN 153"	--	--	--	--	--	4	
19	227628	PLATE, GANG BAR 4 ROW	2	2	2	2	2	2	

3 Row Tine and Reel Harrow Layout

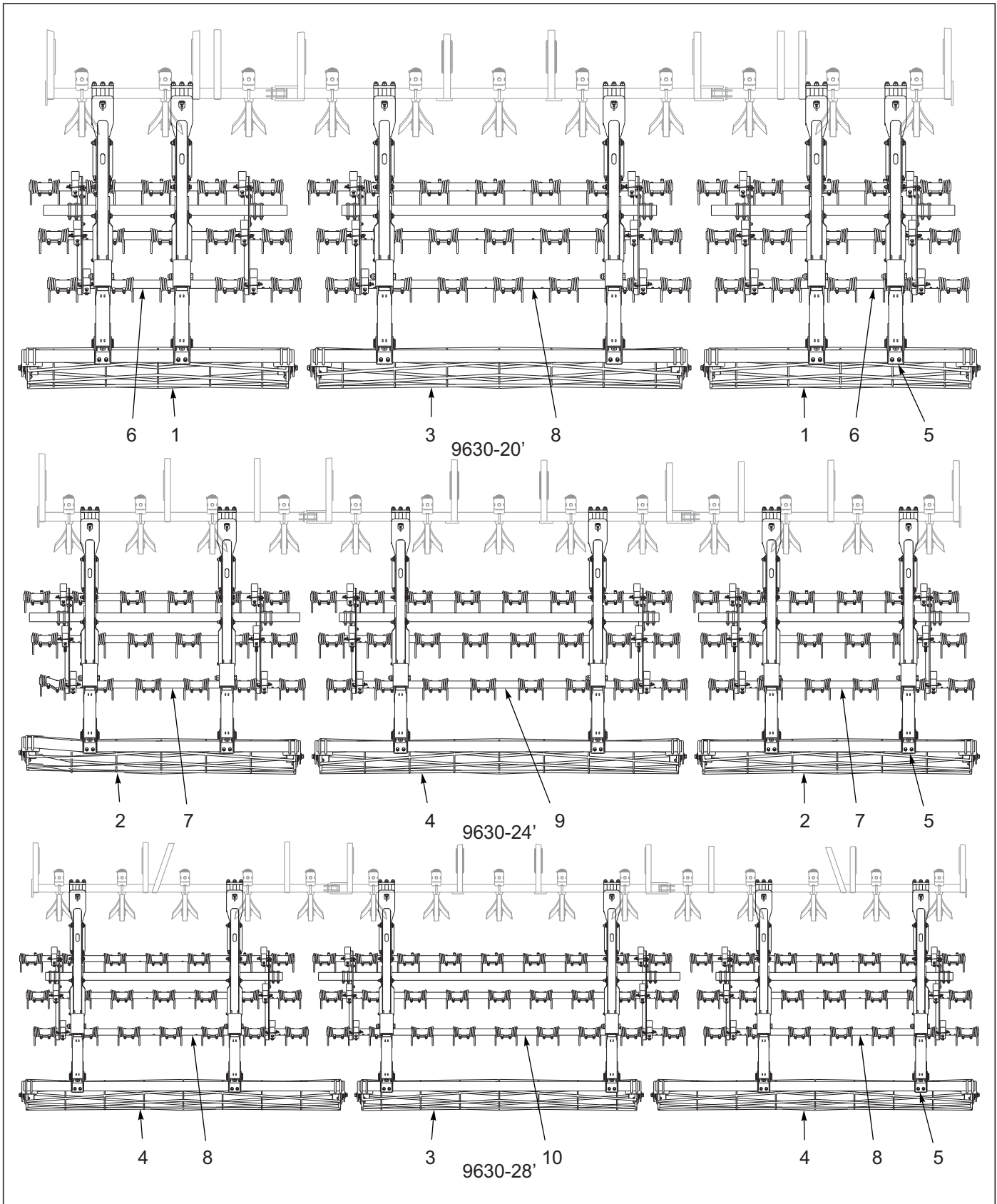


Figure 9-5: 3 Row Tine and Reel Harrow Layout (1 of 2)

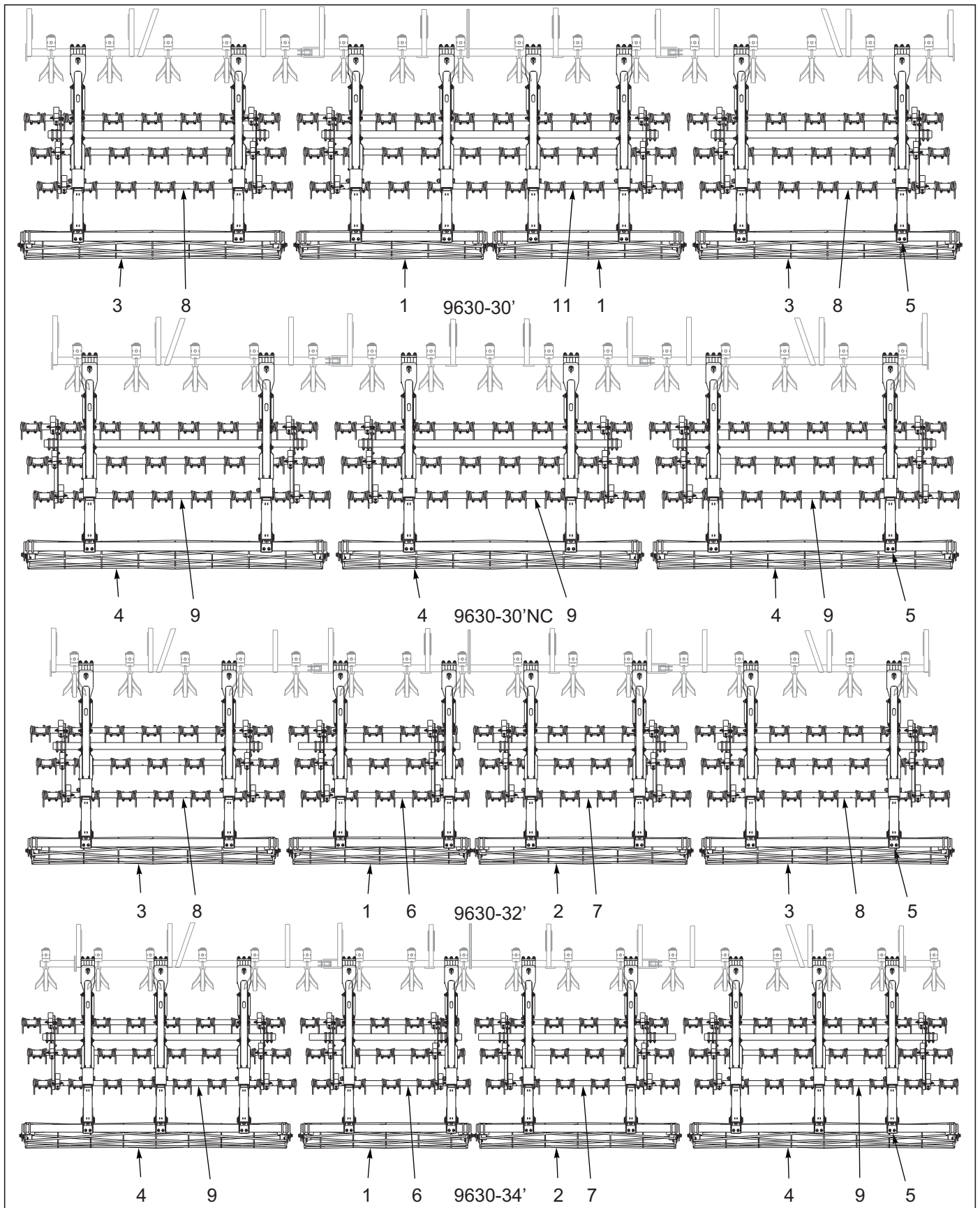


Figure 9-6: 3 Row Tine and Reel Harrow Layout (2 of 2)

3 Row Tine and Reel Harrow Layout

ITEM	PART NUMBER	DESCRIPTION	QTY.						
--	229699	3 ROW TINE & REEL 9630-20	*						
--	229700	3 ROW TINE & REEL 9630-24		*					
--	229701	3 ROW TINE & REEL 9630-28			*				
--	229702	3 ROW TINE & REEL 9630-30				*			
--	229703	3 ROW TINE & REEL 9630-30NC					*		
--	229704	3 ROW TINE & REEL 9630-32						*	
--	229705	3 ROW TINE & REEL 9630-34							*
1	200254	REEL ASSY 12 DIA X 75" (SEE PAGE 9-21)	2	--	--	2	--	1	1
2	200255	REEL ASSY 12 DIA X 90" (SEE PAGE 9-21)	--	2	--	--	--	1	1
3	200256	REEL ASSY 12 DIA X 105" (SEE PAGE 9-21)	1	--	1	2	--	2	--
4	200257	REEL ASSY, 12 DIA X 120" (SEE PAGE 9-21)	--	1	2	--	3	--	2
5	227670	ARM ASSY, TINE & REEL (SEE PAGE 9-13)	6	6	6	8	6	8	10
6	229711	HARROW ASSY, 5 TINE 3 ROW (SEE PAGE 9-21)	2	--	--	--	--	1	1
7	229712	HARROW ASSY, 6 TINE 3 ROW (SEE PAGE 9-21)	--	2	--	--	--	1	1
8	229713	HARROW ASSY, 7 TINE 3 ROW (SEE PAGE 9-21)	1	--	2	2	--	2	--
9	229714	HARROW ASSY, 8 TINE 3 ROW (SEE PAGE 9-21)	--	1	--	--	3	--	2
10	229715	HARROW ASSY, 9 TINE 3 ROW (SEE PAGE 9-21)	--	--	1	--	--	--	--
11	229716	HARROW ASSY, 10 TINE 3 ROW (SEE PAGE 9-21)	--	--	--	1	--	--	--

Tine and Reel Arm Assembly

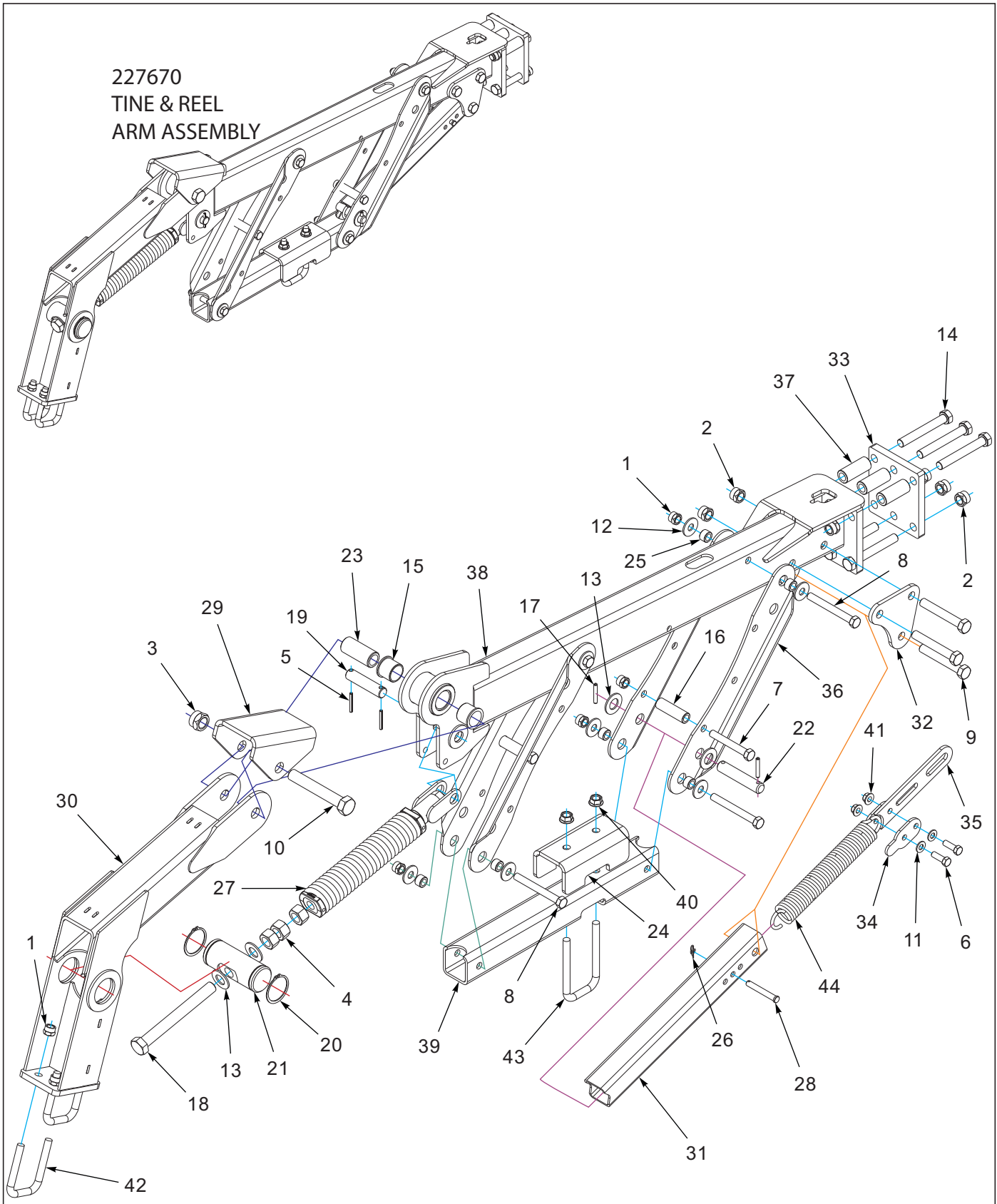


Figure 9-7: Tine and Reel Arm Assembly

Tine and Reel Arm Assembly

ITEM	PART NUMBER	DESCRIPTION	QTY.
--	227670	ARM ASSY, TINE & REEL	
1	1-512-010005-13	NUT,HEX SLFLKG GRB 5/8-11	10
2	1-512-010005-15	NUT,HEX,SLFLKG GRB 3/4-10	9
3	1-512-010005-19	NUT 1-8 HEX SLF-LOCKING GRB	1
4	1-512-010007-14	NUT, HEX 1-8 GR2 ZP	3
5	1-647-010004221	PIN,SPRING 1/4X2 SLOTTED	2
6	1-654-010055-03	SCREW,HEX CAP,1/2-13UNCX1-1/2	2
7	1-654-010059-14	SCREW HX CP,5/8-11UNCX4-1/2G5	2
8	1-654-010059-16	SCREW,HEX CAP,5/8-11UNCX5.50	4
9	1-654-010061-15	SCREW,HX CP 3/4-10UNCX5 GR5	3
10	1-654-010125-18	SCREW HEX CAP,1-8UNCX6-1/2GR8	1
11	1-861-010032-14	WASHER, FLAT 1/2" N ZP/CD	2
12	1-861-010032-19	WASHER, FLAT 5/8 W ZP/CD	8
13	1-861-010032-24	WASHER FL 1IN NARROW ZP	4
14	139201	SCREW,HX CP 3/4-10UNCX5.50GR8	6
15	140599	BEARING, FLANGE 1-1/2"	2
16	144325	BUSHING,PRESS WHEEL	2
17	147072	PIN, SPRING SLOTTED 5/16 X 2	2
18	152210	BOLT, ADJ, 1 X 9	1
19	156785	PIN 1 X 4-1/4	1
20	158896	SNAP RING, 2-1/2 SHAFT	2
21	158897	PIN, ADJUSTMENT	1
22	164293	PIN, 1 X 5-1/8	1
23	168739	BUSHING PIVOT 1-1/2 X 3-7/16	1
24	168753	CONNECTOR, HARROW LINK	1
25	168762	BUSHING, 1 X .640 X 5/8	8
26	172673	WRAP AROUND LOCKING COTTER	1
27	172677	SPRING ASSY, W/ANCHOR	1
28	176625	PIN, CLEVIS 1/2 X 3-1/2	1
29	191459	STOP, HARROW ARM	1
30	199359	ARM WLDMT REEL	1
31	199376	TUBE, HARROW SPRING	1
32	199390	BRACKET, SPRING HOOK	2
33	208187	MOUNTING PLATE, HARROW 6-BOLT	1
34	209797	CLAMP, SPRING	2
35	209798	STOP, HARROW SPRING	1
36	209799	MOUNT, HARROW BAR	2
37	211056	BUSHING, CLAMP 3" L	3
38	227666	ARM, HARROW 6-BOLT WLDMT	1
39	227671	MOUNT, TINE BAR	1
40	29SFFL 5811	NUT,FLANGE HEAD LOCK5/8-11UNC	2
41	4K552	SELF-LOCKING FLANGE NUT 1/2-13	2
42	8-102-010012	U BOLT	2
43	8-102-010043	U-BOLT, SPING CLAMP	1
44	8-720-010011	HARROW SPRING	1

3 Row Coil Tine Harrow Assembly

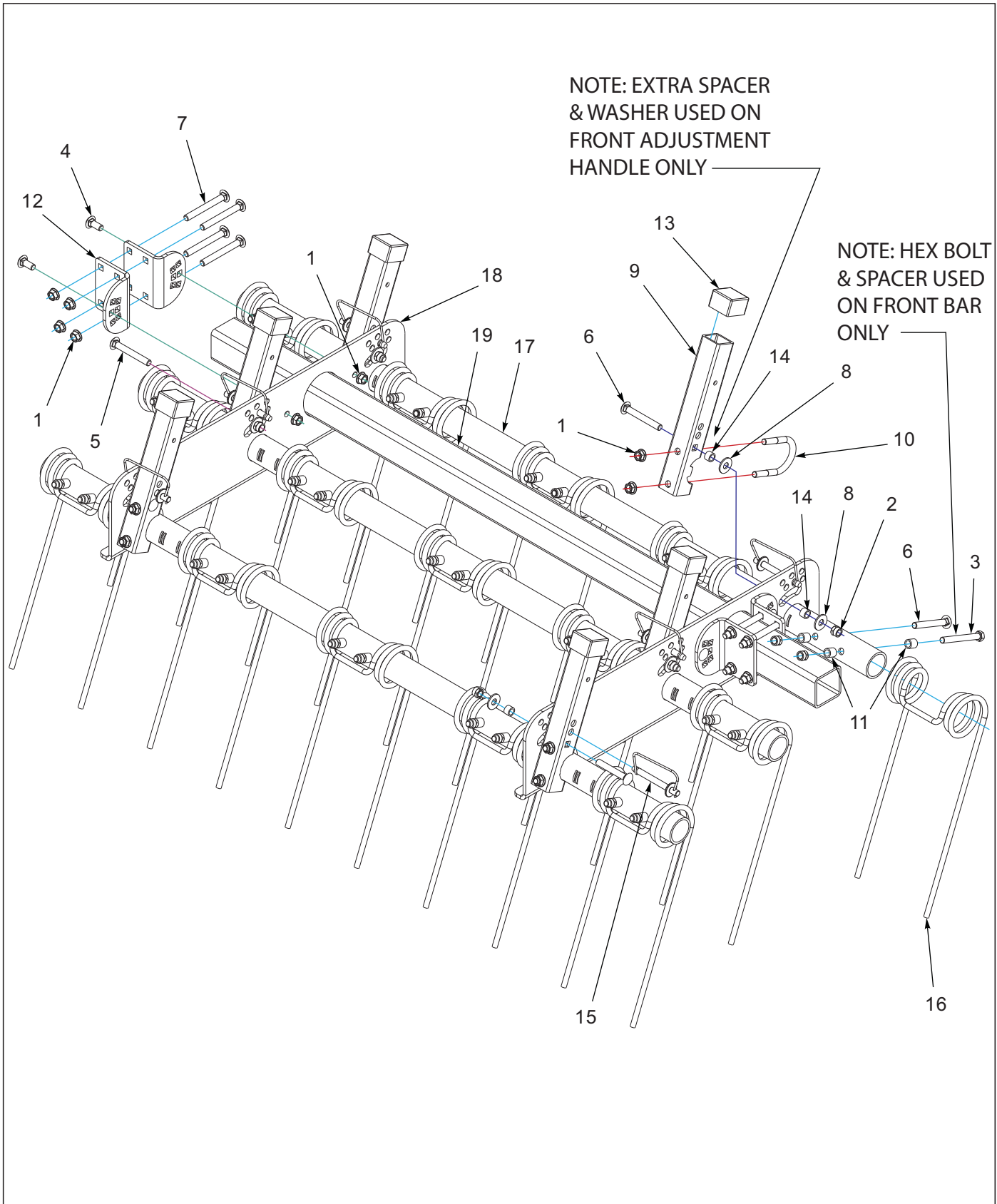


Figure 9-8: 3 Row Coil Tine Harrow Assembly

3 Row Coil Tine Harrow Assembly

ITEM	PART NUMBER	DESCRIPTION	QTY.					
--	229710	HARROW ASSY, 4 TINE 3 ROW	*					
--	229711	HARROW ASSY, 5 TINE 3 ROW		*				
--	229712	HARROW ASSY, 6 TINE 3 ROW			*			
--	229713	HARROW ASSY, 7 TINE 3 ROW				*		
--	229716	HARROW ASSY, 10 TINE 3 ROW					*	
1	1-510-010003-09	NUT,1/2-13 FLANGE HD,SERRATED	24	24	24	24	24	
2	1-512-010005-09	NUT,HEX,SLFLKG, 1/2-13 GRB	30	36	42	48	66	
3	1-654-010055-14	SCREW,HX CP,1/2-13UNCX4-1/2G5	4	6	6	6	10	
4	1-654-010070-02	SCREW 1/2-13X1-1/4 RD HD SQNK	4	4	4	4	4	
5	1-654-010070-11	SCREW,RDHD,SQNK 1/2-13X3-1/2	4	4	4	4	4	
6	1-654-010070-13	SCREW,RH HD, SQ NCK 1/2-13X4	22	27	32	37	52	
7	1-654-010070-14	SCREW 1/2-13X4-1/2RDHD SQNK	8	8	8	8	8	
8	1-861-010032-15	WASHER, FLAT 1/2 W ZP/CD	8	8	8	8	8	
9	154994	TUBE ANGLE ADJUST	6	6	6	6	6	
10	154995	U-BOLT, 1/2	6	6	6	6	6	
11	154997	TUBE 0.75ODX0.532IDX0.75 ZP	28	35	42	49	70	
12	154998	PLATE ANGLE ADJUSTMENT	4	4	4	4	4	
13	155927	CAP, TUBE 1.95X1.5 BLACK	6	6	6	6	6	
14	155956	BUSHING ANGLE ADJUSTMENT	8	8	8	8	8	
15	155971	PIN, HARROW ADJ	6	6	6	6	6	
16	164315	TINE, HARROW 7/16 X 18	12	15	18	21	30	
17	164317	GANG BAR 4 TINE 8IN 57"	3	--	--	--	--	
17	164318	GANG BAR 5 TINE 8IN 73"	--	3	--	--	--	
17	164319	GANG BAR 6 TINE 8 IN 89"	--	--	3	--	--	
17	164320	GANG BAR 7 TINE 8IN 105"	--	--	--	3	--	
17	164323	GANG BAR 10 TINE 8IN 153"	--	--	--	--	3	
18	166336	PLATE, GANG BAR 3 ROW	2	2	2	2	2	
19	170870	TUBE, SQ 3 X 3/16 X 70	--	1	--	--	--	
19	156777	TUBE RIDE BAR 57.875"	1	--	--	--	--	
19	156778	TUBE RIDE BAR 90.5"	--	--	1	1	--	
19	156779	TUBE RIDE BAR 138"	--	--	--	--	1	

3 Row Spike and Reel Layout

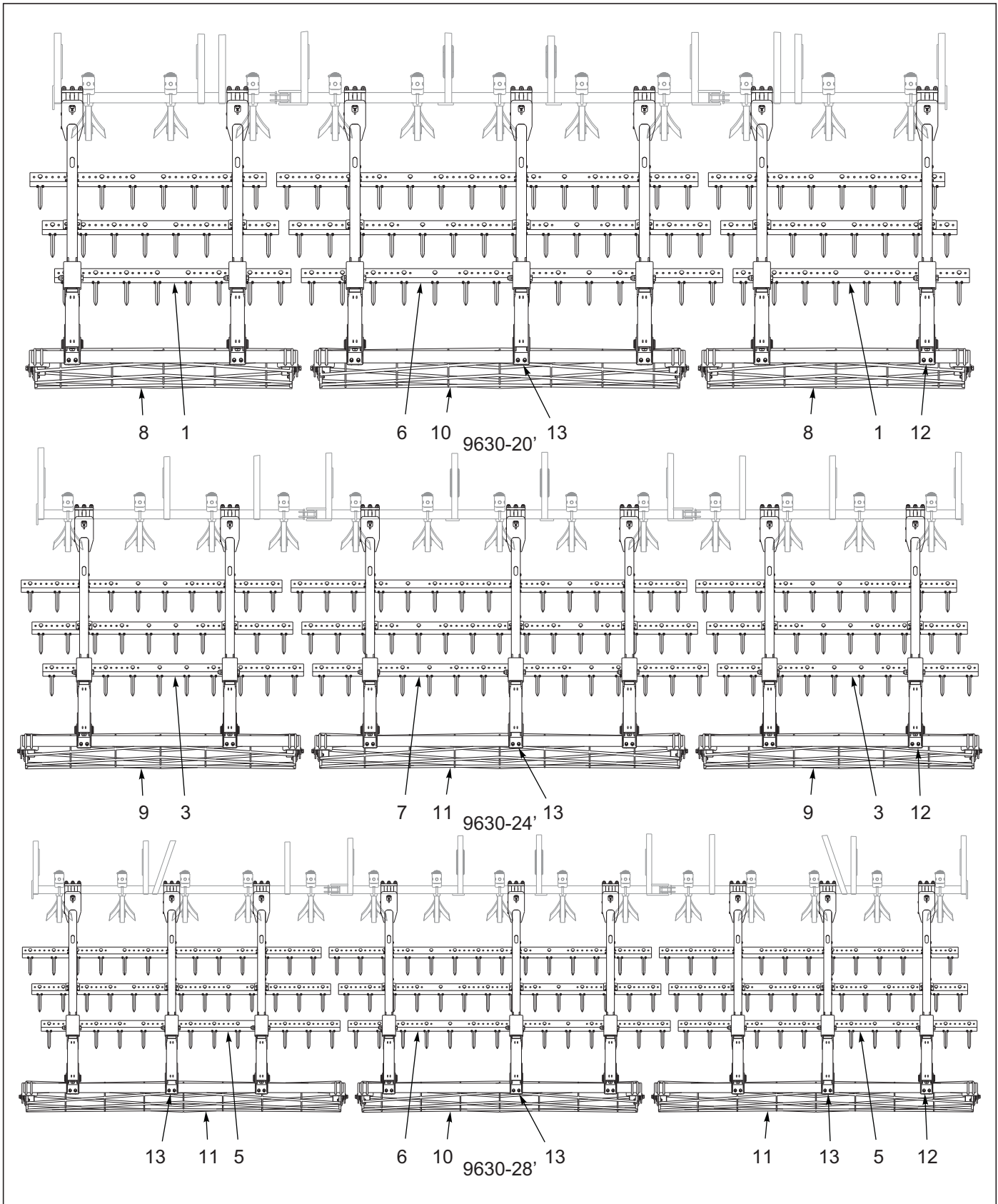


Figure 9-9: 3 Row Spike and Reel Layout (1 of 2)




Figure 9-10: 3 Row Spike and Reel Layout (2 of 2)

3 Row Spike and Reel Layout

ITEM	PART NUMBER	DESCRIPTION	QTY.						
--	229688	3 ROW SPIKE & REEL 9630-20	*						
--	229689	3 ROW SPIKE & REEL 9630-24		*					
--	229690	3 ROW SPIKE & REEL 9630-28			*				
--	229691	3 ROW SPIKE & REEL 9630-30				*			
--	229692	3 ROW SPIKE & REEL 9630-30NC					*		
--	229693	3 ROW SPIKE & REEL 9630-32						*	
--	229694	3 ROW SPIKE & REEL 9630-34							*
1	186187	SPIKE BAR ASSY, 8 TOOTH 9 SP (SEE PAGE 9-29)	6	--	--	--	--	--	--
2	186188	SPIKE BAR ASSY, 9 TOOTH 9SP (SEE PAGE 9-29)	--	--	--	6	--	3	3
3	186189	SPIKE BAR ASSY, 10 TOOTH 9SP (SEE PAGE 9-29)	--	6	--	--	--	3	3
4	186191	SPIKE BAR ASSY, 12 TOOTH 9SP (SEE PAGE 9-29)	--	--	--	6	--	--	--
5	186192	SPIKE BAR ASSY, 13 TOOTH 9SP (SEE PAGE 9-29)	--	--	6	--	--	6	--
6	186170	SPIKE BAR ASSY, 14 TOOTH 9SP (SEE PAGE 9-29)	3	--	3	--	6	--	6
7	186174	SPIKE BAR ASSY, 15 TOOTH 9 SP (SEE PAGE 9-29)	--	3	--	--	3	--	--
8	200254	REEL ASSY 12 DIA X 75" (SEE PAGE 9-21)	2	--	--	2	--	1	1
9	200255	REEL ASSY 12 DIA X 90" (SEE PAGE 9-21)	--	2	--	--	--	1	1
10	200256	REEL ASSY 12 DIA X 105" (SEE PAGE 9-21)	1	--	1	2	--	2	--
11	200257	REEL ASSY, 12 DIA X 120" (SEE PAGE 9-21)	--	1	2	--	3	--	2
12	229718	ARM ASSY 3 RSD (SEE PAGE 9-31)	6	6	6	8	6	8	8
13	229719	ARM ASSY 3 RSD W/O SPRING (SEE PAGE 9-33)	1	1	3	--	3	2	2

Reel Assembly

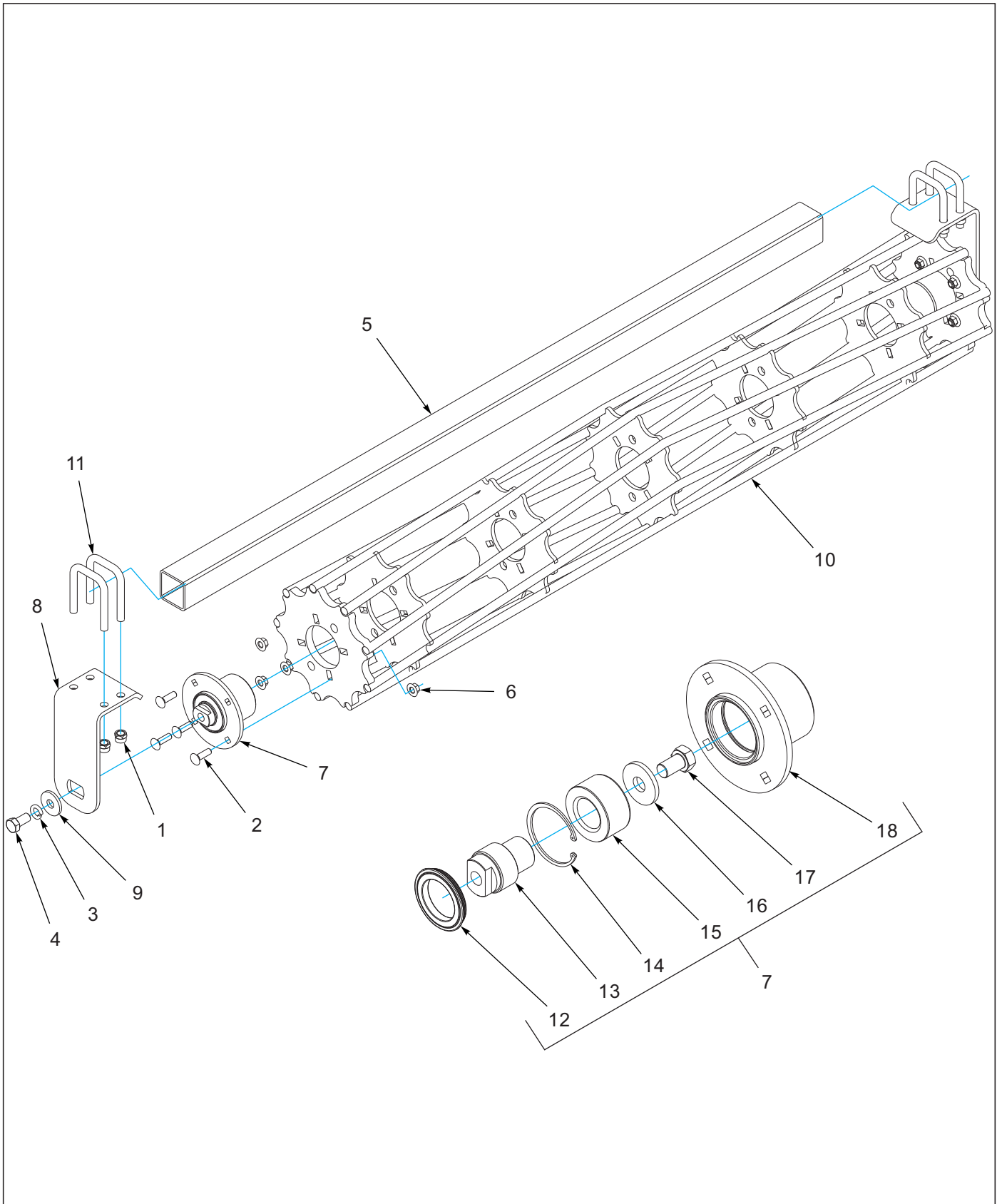


Figure 9-11: Reel Assembly

Reel Assembly

ITEM	PART NUMBER	DESCRIPTION	QTY.			
--	200254	REEL ASSY 12 DIA X 75"	*			
--	200255	REEL ASSY 12 DIA X 90"		*		
--	200256	REEL ASSY 12 DIA X 105"			*	
--	200257	REEL ASSY, 12 DIA X 120"				*
1	1-512-010005-13	NUT,HEX SLFLKG GRB 5/8-11	8	8	8	8
2	1-654-010070-04	SCREW RDHD SQNK 1/2-13X1-3/4	8	8	8	8
3	1-861-010034-17	WASHER,LKG,HLCL SPR,3/4	2	2	2	2
4	108705	SCREW,HEXCAP,3/4-10X1-1/2 GR8	2	2	2	2
5	166341	GANG BAR REEL 77 L	1	--	--	--
5	166342	GANG BAR REEL 92 L	--	1	--	--
5	166343	GANG BAR REEL 107 L	--	--	1	--
5	166344	GANG BAR REEL 122 L	--	--	--	1
6	172509	NUT,1/2-13 WIDE FLNG TOP LCK F	8	8	8	8
7	200222	HUB ASSY REEL (INCLUDES ITEMS 12-18)	2	2	2	2
8	200238	BEARING MOUNT, REEL	2	2	2	2
9	200259	WASHER, 3/4 HEAVY - 2-1/4	2	2	2	2
10	225124	REEL WLDMT, 12 DIA X 75" RD	1	--	--	--
10	225125	REEL WLDMT, 12 DIA X 90" RD	--	1	--	--
10	225126	REEL WLDMT, 12 DIA X 105" RD	--	--	1	--
10	225127	REEL WLDMT, 12 DIA X 120" RD	--	--	--	1
11	8-102-010012	U BOLT	4	4	4	4
12	185757	SEAL, MAINT FREE HUB HSL	2	2	2	2
13	200218	SPINDLE REEL BEARING	2	2	2	2
14	174532	INTERNAL SNAP RING	2	2	2	2
15	174526	BEARING, DOUBLE TAPER RLLR	2	2	2	2
16	200259	WASHER, 3/4 HEAVY - 2-1/4	2	2	2	2
17	129263	SCREW HEX CAP 3/4-10 X 1-1/4	2	2	2	2
18	200221	HUB WLDMT REEL	2	2	2	2

3 RSD and Flat Reel Layout

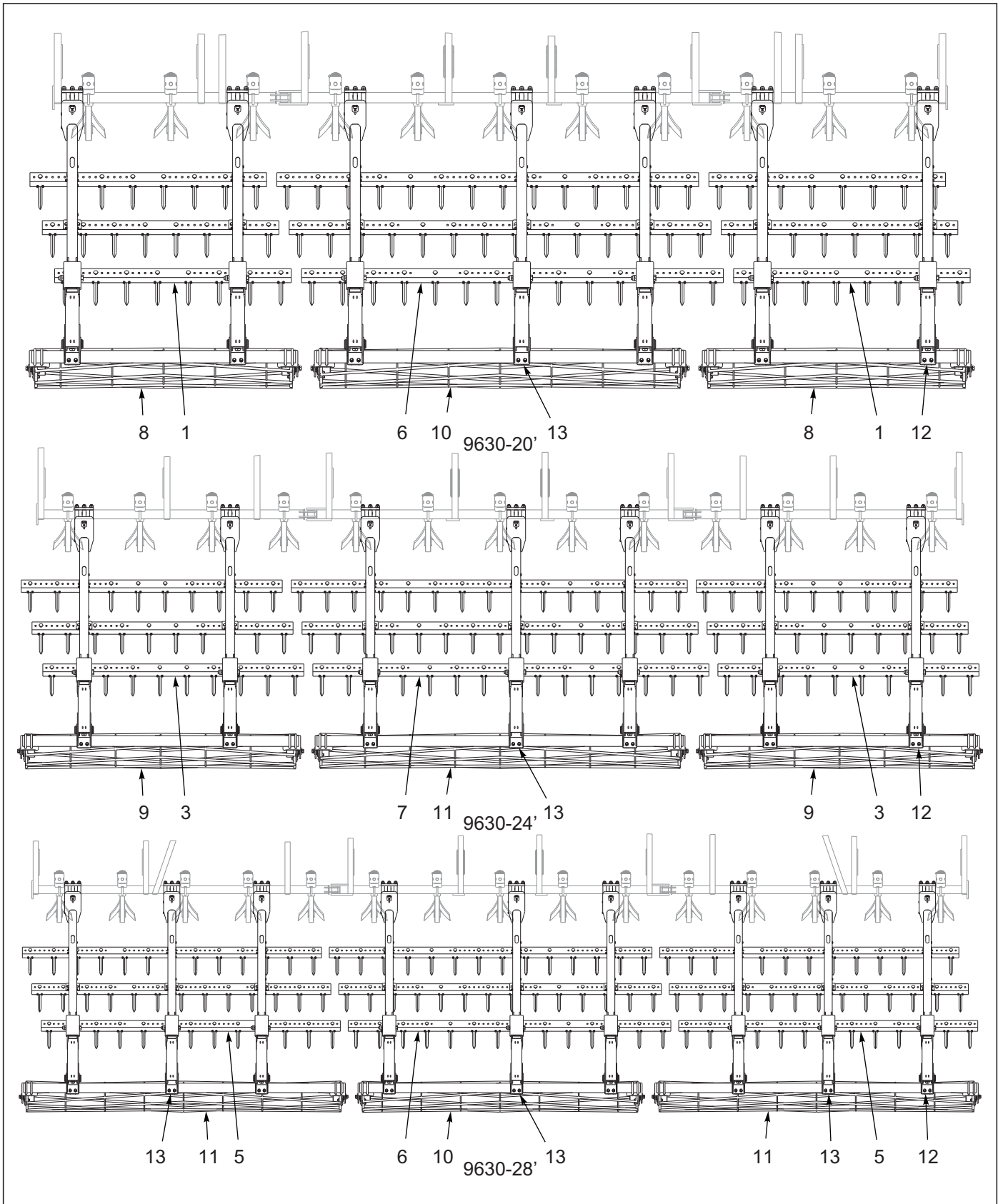


Figure 9-12: 3 RSD and Flat Reel Layout (1 of 2)




Figure 9-13: 3 Row Spike and Reel Layout (2 of 2)

3 RSD and Reel Assembly

ITEM	PART NUMBER	DESCRIPTION	QTY.						
--	229731	3 RSD & FLAT REEL 9630-20	*						
--	229732	3 RSD & FLAT REEL 9630-24		*					
--	229733	3 RSD & FLAT REEL 9630-28			*				
--	229734	3 RSD & FLAT REEL 9630-30				*			
--	229735	3 RSD & FLAT REEL 9630-30NC					*		
--	229736	3 RSD & FLAT REEL 9630-32						*	
--	229737	3 RSD & FLAT REEL 9630-34							*
1	186187	SPIKE BAR ASSY, 8 TOOTH 9 SP (SEE PAGE 9-29)	3	--	--	--	--	--	--
2	186188	SPIKE BAR ASSY, 9 TOOTH 9SP (SEE PAGE 9-29)	--	--	--	6	--	3	3
3	186189	SPIKE BAR ASSY, 10 TOOTH 9SP (SEE PAGE 9-29)	--	6	--	--	--	3	3
4	186191	SPIKE BAR ASSY, 12 TOOTH 9SP (SEE PAGE 9-29)	--	--	--	6	--	--	--
5	186192	SPIKE BAR ASSY, 13 TOOTH 9SP (SEE PAGE 9-29)	--	--	6	--	--	6	--
6	186170	SPIKE BAR ASSY, 14 TOOTH 9SP (SEE PAGE 9-29)	3	--	3	--	6	--	6
7	186174	SPIKE BAR ASSY, 15 TOOTH 9 SP (SEE PAGE 9-29)	--	3	--	--	3	--	--
8	203185	REEL ASSY 12 DIA X 75 (SEE PAGE 9-27)	2	--	--	2	--	1	1
9	203186	REEL ASSY 12 DIA X 90" (SEE PAGE 9-27)	--	2	--	--	--	1	1
10	203187	REEL ASSY 12 DIA X 105" (SEE PAGE 9-27)	1	--	2	2	--	2	--
11	203188	REEL ASSY 12 DIA X 120" (SEE PAGE 9-27)	--	1	1	--	3	--	2
12	229718	ARM ASSY 3 RSD (SEE PAGE 9-31)	6	6	6	8	6	8	8
13	229719	ARM ASSY 3 RSD W/O SPRING (SEE PAGE 9-33)	1	1	3	--	3	2	2
14	1-654-010059-15	SCREW,HEX CAP,5/8-11UNCX5 GR5 (SEE PAGE 9-27)	--	--	2	--	2	--	--

Flat Reel Assembly

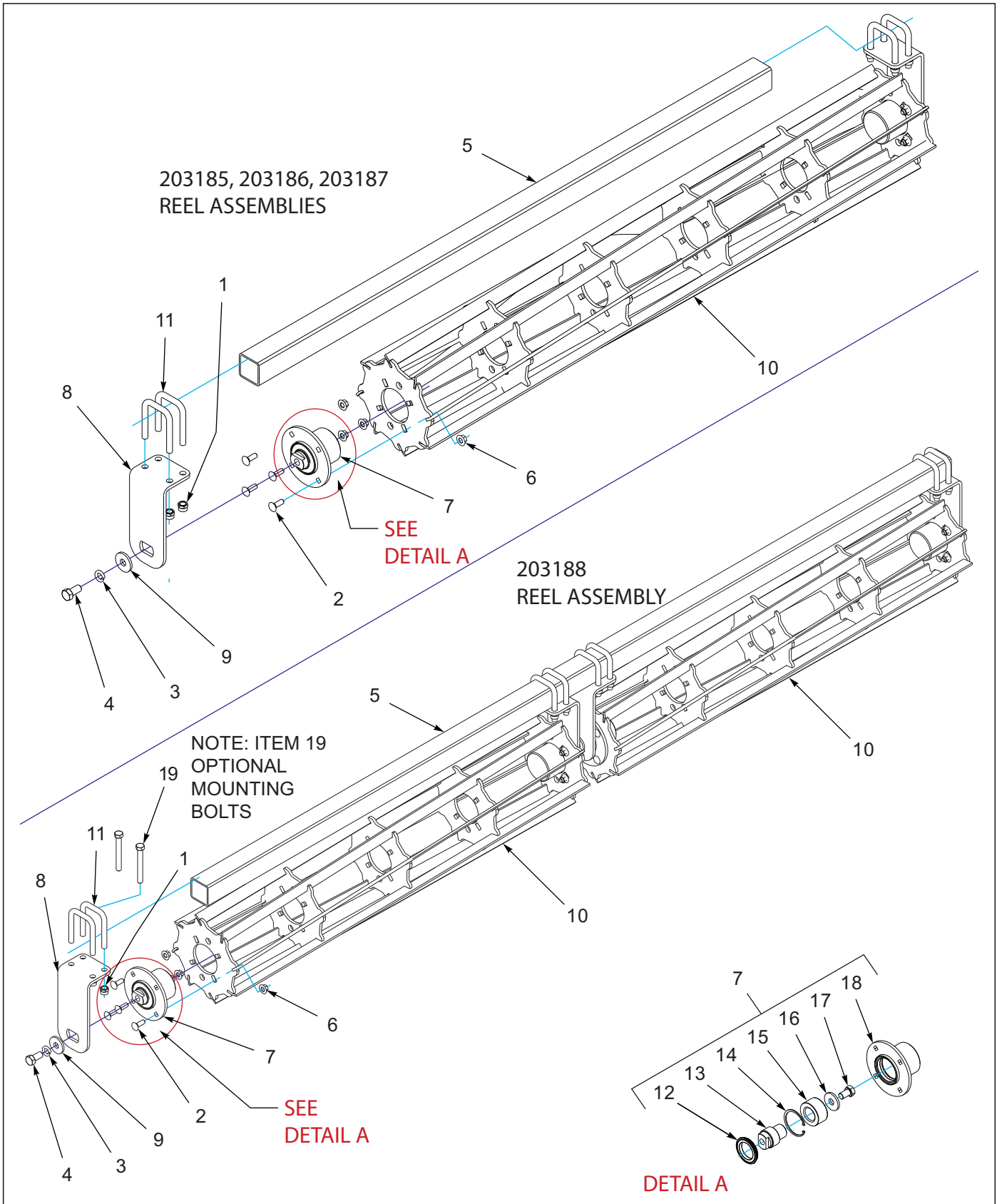


Figure 9-14: Flat Reel Assembly

Flat Reel Assembly

ITEM	PART NUMBER	DESCRIPTION	QTY.			
--	203185	REEL ASSY 12 DIA X 75"	*			
--	203186	REEL ASSY 12 DIA X 90"		*		
--	203187	REEL ASSY 12 DIA X 105"			*	
--	203188	REEL ASSY 12 DIA X 120"				*
1	1-512-010005-13	NUT,HEX SLFLKG GRB 5/8-11	8	8	8	16
2	1-654-010070-03	SCREW RDHD SQNK1/2-13X1-1/2	8	8	8	16
3	1-861-010034-17	WASHER,LKG,HLCL SPR,3/4	2	2	2	4
4	108705	SCREW,HEXCAP,3/4-10X1-1/2 GR8	2	2	2	4
5	166341	GANG BAR, REEL, 77 L	1	--	--	--
5	166342	GANG BAR, REEL, 92 L	--	1	--	--
5	166343	GANG BAR, REEL, 107"	--	--	1	--
5	204380	GANG BAR, REEL 128"	--	--	--	1
6	172509	NUT,1/2-13 WIDE FLNG TOP LCK F	8	8	8	16
7	200222	HUB ASSY REEL	2	2	2	4
8	200238	BEARING MOUNT, REEL	2	2	2	4
9	200259	WASHER, 3/4 HEAVY - 2-1/4	2	2	2	4
10	200296	REEL, 12" DIA X 60" FLAT WLDMT	--	--	--	2
10	200297	REEL, 12" DIA X 75" FLAT WLDMT	1	--	--	--
10	200298	REEL, 12" DIA X 90" FLAT WLDMT	--	1	--	--
10	200299	REEL,12" DIA X 105" FLAT WLDMT	--	--	1	--
11	8-102-010012	U BOLT	4	4	4	8
12	185757	SEAL, MAINT FREE HUB HSL	2	2	2	4
13	200218	SPINDLE REEL BEARING	2	2	2	4
14	174532	INTERNAL SNAP RING	2	2	2	4
15	174526	BEARING, DOUBLE TAPER RLLR	2	2	2	4
16	200259	WASHER, 3/4 HEAVY - 2-1/4	2	2	2	4
17	129263	SCREW HEX CAP 3/4-10 X 1-1/4	2	2	2	4
18	200221	HUB WLDMT REEL	2	2	2	4
19	1-654-010059-15	SCREW,HEX CAP,5/8-11UNCX5 GR5 (OPTIONAL MOUNTING BOLTS)				

Spike Bar Assembly, 9 SP




Figure 9-15: Spike Bar Assembly, 9 SP

Spike Bar Assembly, 9 SP

ITEM	PART NUMBER	DESCRIPTION	QTY.																		
--	186187	SPIKE BAR ASSY, 8 TOOTH 9SP	*																		
--	186188	SPIKE BAR ASSY, 9 TOOTH 9SP		*																	
--	186189	SPIKE BAR ASSY, 10 TOOTH 9SP			*																
--	186191	SPIKE BAR ASSY, 12 TOOTH 9SP				*															
--	186192	SPIKE BAR ASSY, 13 TOOTH 9SP					*														
--	186170	SPIKE BAR ASSY, 14 TOOTH 9SP						*													
--	186174	SPIKE BAR ASSY, 15 TOOTH 9SP							*												
--	186166	SPIKE BAR ASSY, 16 TOOTH 9 SP								*											
1	1-512-010005-05	NUT, HEX, SLFLKG, 3/8-16, UNC GRB	16	18	20	24	26	28	30	32											
2	166148	SPIKE, TOOTH, 3/4 SQ X 14	8	9	10	12	13	14	15	16											
3	186178	SPIKE BAR, 8T 69 9SP	1	--	--	--	--	--	--	--											
3	186179	SPIKE BAR, 9T 78 9SP	--	1	--	--	--	--	--	--											
3	186180	SPIKE BAR, 10T 87 9SP	--	--	1	--	--	--	--	--											
3	186182	SPIKE BAR, 12T 105 9SP	--	--	--	1	--	--	--	--											
3	186183	SPIKE BAR, 13T 114 9SP	--	--	--	--	1	--	--	--											
3	186169	SPIKE BAR, 14T 123 9SP	--	--	--	--	--	1	--	--											
3	186173	SPIKE BAR, 15T 132 9SP	--	--	--	--	--	--	1	--											
3	186165	SPIKE BAR, 16T 141 9SP	--	--	--	--	--	--	--	1											
4	8-102-010017	U-BOLT, SPIKE ANCHOR	8	9	10	12	13	14	15	16											

3 RSD Arm Assembly

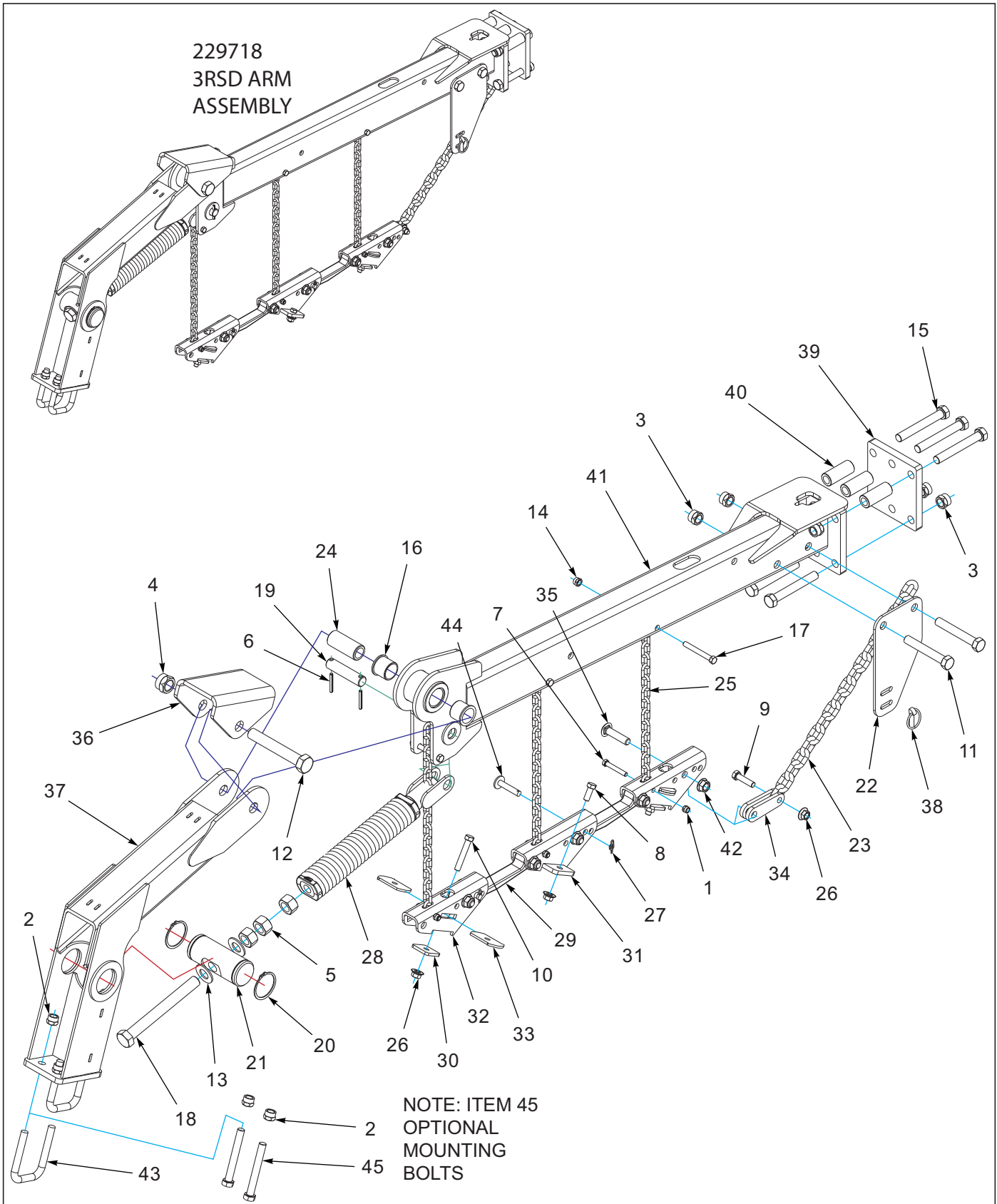


Figure 9-16: 3 RSD Arm Assembly

3 RSD Arm Assembly

ITEM	PART NUMBER	DESCRIPTION	QTY.
--	229718	ARM ASSY 3 RSD	
1	1-512-010005-05	NUT, HEX, SLFLKG GRB 3/8-16	3
2	1-512-010005-13	NUT,HEX SLFLKG GRB 5/8-11	4
3	1-512-010005-15	NUT,HEX,SLFLKG GRB 3/4-10	8
4	1-512-010005-19	NUT 1-8 HEX SLF-LOCKING GRB	1
5	1-512-010007-14	NUT, HEX 1-8 GR2 ZP	3
6	1-647-010004221	PIN,SPRING 1/4X2 SLOTTED	2
7	1-654-010051-11	SCREW HX CP 3/8-16X2-1/2 G5ZP	3
8	1-654-010055-02	SCREW 1/2-13UNCX1-1/4 CP GR5	2
9	1-654-010055-05	SCREW,HEX CAP,1/2-13UNCX2 GR5	1
10	1-654-010055-09	SCREW,HX CP,1/2-13UNCX3 GR5	2
11	1-654-010061-15	SCREW,HX CP 3/4-10UNCX5 GR5	2
12	1-654-010125-18	SCREW HEX CAP,1-8UNCX6-1/2GR8	1
13	1-861-010032-24	WASHER FL 1IN NARROW ZP	2
14	101988	NUT,HEXSLF-LKG 7/16-14 GRB	3
15	139201	SCREW,HX CP 3/4-10UNCX5.50GR8	6
16	140599	BEARING, FLANGE 1-1/2"	2
17	141808	SCREW HX CP7/16-14UNCX3-1/2G5	3
18	152210	BOLT, ADJ, 1 X 9	1
19	156785	PIN 1 X 4-1/4	1
20	158896	SNAP RING, 2-1/2 SHAFT	2
21	158897	PIN, ADJUSTMENT	1
22	166177	BRACKET, PULL CHAIN	1
23	166242	CHAIN, PULL 3/8	1
24	168739	BUSHING PIVOT 1-1/2 X 3-7/16	1
25	168764	CHAIN 17 LINK 1/4	3
26	172509	NUT,1/2-13 WIDE FLNG TOP LCK F	5
27	172673	WRAP AROUND LOCKING COTTER	2
28	172677	SPRING ASSY, W/ANCHOR	1
29	185697	LINK, HARROW BAR	2
30	186193	CLAMP PLATE, SPIKE BAR	2
31	186200	MOUNT, HARROW BAR W/TABS WLDMT	1
32	186204	MOUNT, HARROW BAR	2
33	186205	PLATE, BAR CLAMP	4
34	186210	CONNECTOR, PULL CHAIN	2
35	187517	SCREW RDHD SHT SQNK5/8-11X2.75	5
36	191459	STOP, HARROW ARM	1
37	199359	ARM WLDMT REEL	1
38	2-557-010009	PIN LYNCH	1
39	208187	MOUNTING PLATE, HARROW 6-BOLT	1
40	211056	BUSHING, CLAMP 3" L	3
41	227666	ARM, HARROW 6-BOLT WLDMT	1
42	29SFFL 5811	NUT,FLANGE HEAD LOCK5/8-11UNC	5
43	8-102-010012	U BOLT	2
44	8C520	CLEVIS PIN	2
45	1-654-010059-15	SCREW,HEX CAP,5/8-11UNCX5 GR5 (OPTIONAL MOUNTING BOLTS)	

3 RSD Arm Assembly W/O Spring

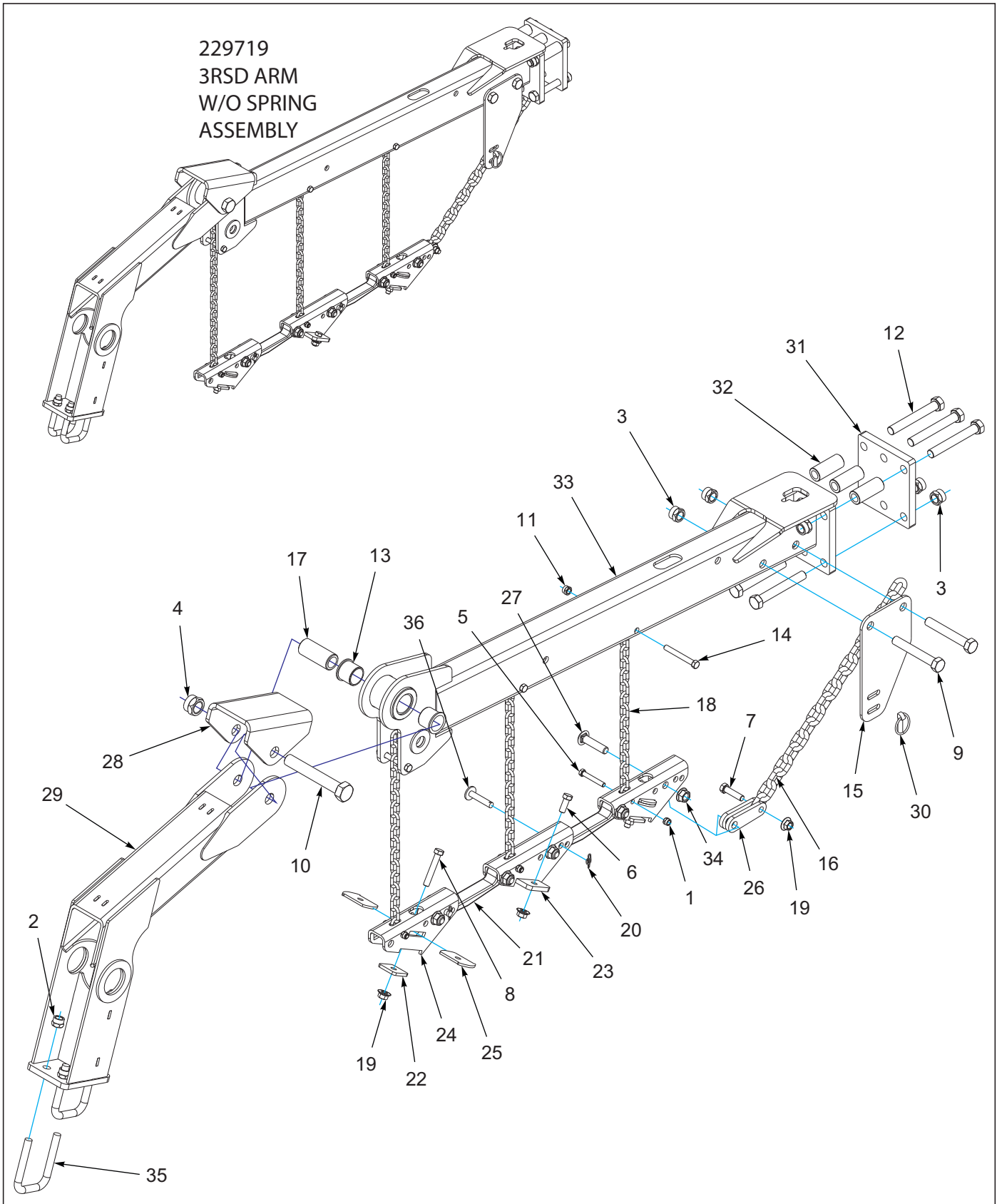


Figure 9-17: 3 RSD Arm Assembly W/O Spring

3 RSD Arm Assembly W/O Spring

ITEM	PART NUMBER	DESCRIPTION	QTY.
--	229719	ARM ASSY 3 RSD W/O SPRING	
1	1-512-010005-05	NUT, HEX, SLFLKG GRB 3/8-16	3
2	1-512-010005-13	NUT,HEX SLFLKG GRB 5/8-11	4
3	1-512-010005-15	NUT,HEX,SLFLKG GRB 3/4-10	8
4	1-512-010005-19	NUT 1-8 HEX SLF-LOCKING GRB	1
5	1-654-010051-11	SCREW HX CP 3/8-16X2-1/2 G5ZP	3
6	1-654-010055-02	SCREW 1/2-13UNCX1-1/4 CP GR5	2
7	1-654-010055-05	SCREW,HEX CAP,1/2-13UNCX2 GR5	1
8	1-654-010055-09	SCREW,HX CP,1/2-13UNCX3 GR5	2
9	1-654-010061-15	SCREW,HX CP 3/4-10UNCX5 GR5	2
10	1-654-010125-18	SCREW HEX CAP,1-8UNCX6-1/2GR8	1
11	101988	NUT,HEXSLF-LKG 7/16-14 GRB	3
12	139201	SCREW,HX CP 3/4-10UNCX5.50GR8	6
13	140599	BEARING, FLANGE 1-1/2"	2
14	141808	SCREW HX CP7/16-14UNCX3-1/2G5	3
15	166177	BRACKET, PULL CHAIN	1
16	166242	CHAIN, PULL 3/8	1
17	168739	BUSHING PIVOT 1-1/2 X 3-7/16	1
18	168764	CHAIN 17 LINK 1/4	3
19	172509	NUT,1/2-13 WIDE FLNG TOP LCK F	5
20	172673	WRAP AROUND LOCKING COTTER	2
21	185697	LINK, HARROW BAR	2
22	186193	CLAMP PLATE, SPIKE BAR	2
23	186200	MOUNT, HARROW BAR W/TABS WLDMT	1
24	186204	MOUNT, HARROW BAR	2
25	186205	PLATE, BAR CLAMP	4
26	186210	CONNECTOR, PULL CHAIN	2
27	187517	SCREW RDHD SHT SQNK5/8-11X2.75	5
28	191459	STOP, HARROW ARM	1
29	199359	ARM WLDMT REEL	1
30	2-557-010009	PIN LYNCH	1
31	208187	MOUNTING PLATE, HARROW 6-BOLT	1
32	211056	BUSHING, CLAMP 3" L	3
33	227666	ARM, HARROW 6-BOLT WLDMT	1
34	29SFFL 5811	NUT,FLANGE HEAD LOCK5/8-11UNC	5
35	8-102-010012	U BOLT	2
36	8C520	CLEVIS PIN	2

Rear Tow Hitch Assembly 9630-20'-30'NC

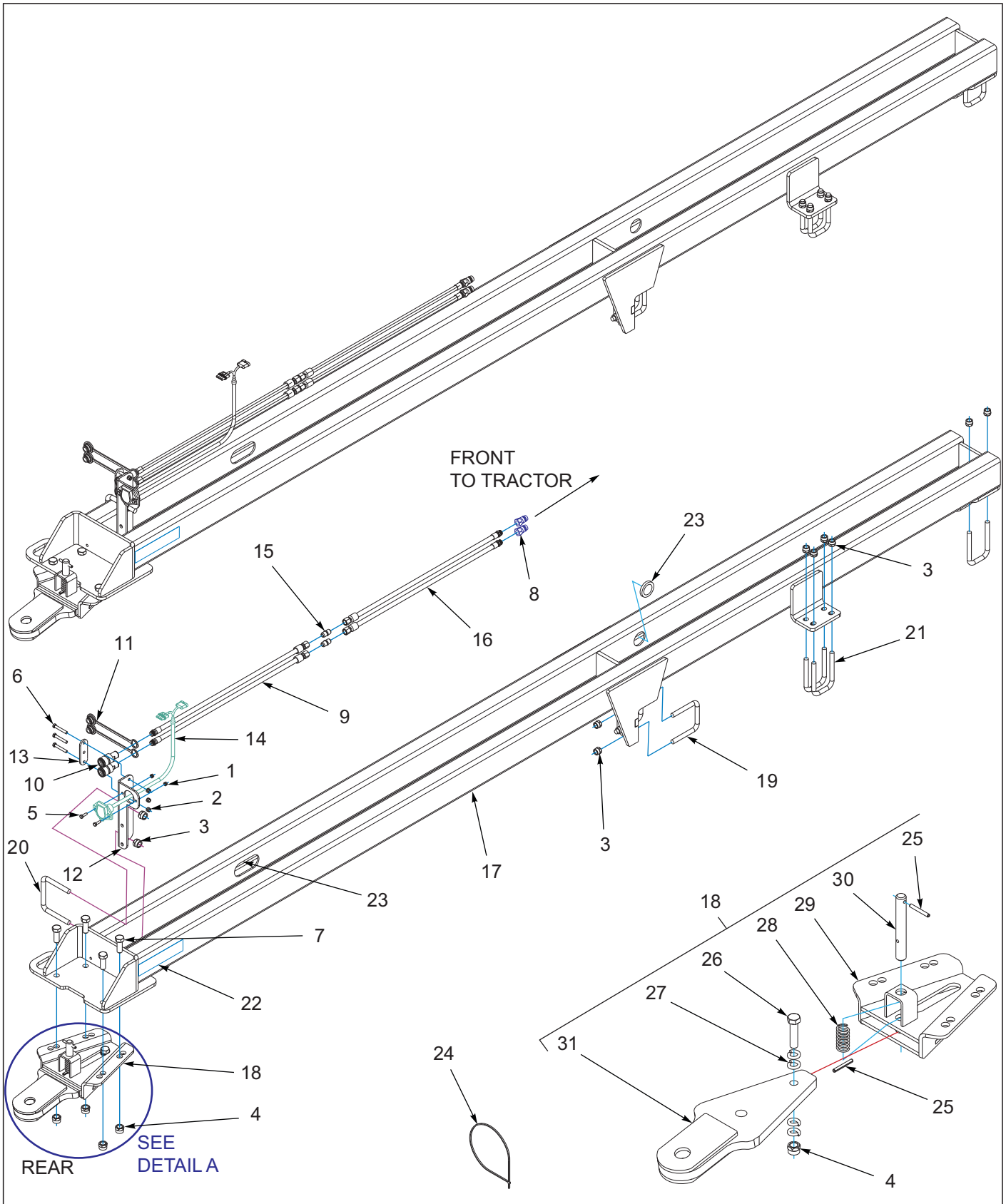


Figure 9-18: Rear Tow Assembly 9630-20'-30'NC

Rear Tow Hitch Assembly 9630-20'-30'NC

ITEM	PART NUMBER	DESCRIPTION	QTY.
--	168809	REAR TOW HITCH ASSEMBLY (9630-20'-30'NC)	
1	1-512-010005-03	NUT, HEX LOCK 5/16-18 GRB	2
2	1-512-010005-05	NUT, HEX LOCK 3/8-16 GRB	3
3	1-512-010005-13	NUT, HEX LOCK 5/8-11 GRB	20
4	1-512-010005-15	NUT, HEX LOCK 3/4-10 GRB	7
5	1-654-010049-05	SCREW, HEX HEAD CAP 5/16-18 X 1 GR5	2
6	1-654-010051-11	SCREW, HEX HEAD CAP 3/8-16 X 2-1/2 GR5	3
7	1-654-010061-05	SCREW, HEX HEAD CAP 3/4-10 X 2 GR5	4
8	141828	COUPLER, MALE 3/4-16	2
9	141865	HOSE ASSEMBLY 3/8 X 204	2
10	142668	COUPLER, FEMALE 3/4-16	2
11	142669	PLUG, COUPLER DUST	2
12	142670	BRACKET, COUPLER MOUNT	1
13	142671	PLATE, COUPLER	1
14	143871	HARNESS, TANDEM ADAPTER	1
15	148338	FITTING, UNION	2
16	156944	HOSE ASSEMBLY 3/8 X 184	2
17	168810	REAR TOW HITCH	1
18	191456	HITCH ASSY, REAR TOW 1-1/2HOLE (INCL. ITEMS 4, 25-21)	1
19	2-102-010004	U-BOLT, STD GAUGE	4
20	2-102-010039	U-BOLT, DISC BEARING BRACKET	1
21	2-102-010054	U-BOLT	8
22	528934	REFLECTOR, YELLOW 2 X 9	2
23	1-822-010001	TRIM, 3/8 BLK FINE PEBBLE (CUT TO LENGTH)	AR
24	105874	TIE STRAP, PLASTIC 21.5-24 X .301	AR
25	1-647-010004240	PIN, SPRING, SLOTTED, 5/16X2-1/2	2
26	1-654-010061-09	SCREW HX CP 3/4-10UNCX3 GR5	1
27	1-861-010034-17	WASHER, LKG, HLCL SPR, 3/4	4
28	162191	SPRING, COMP 1.218 X 2.5	1
29	168768	MOUNT WLDMT REAR TOW HITCH	1
30	168773	PIN REAR TOW HITCH	1
31	183952	HITCH WLDMT REAR TOW RIGID	1

Rear Tow Hitch Assembly 9630-30'-34'

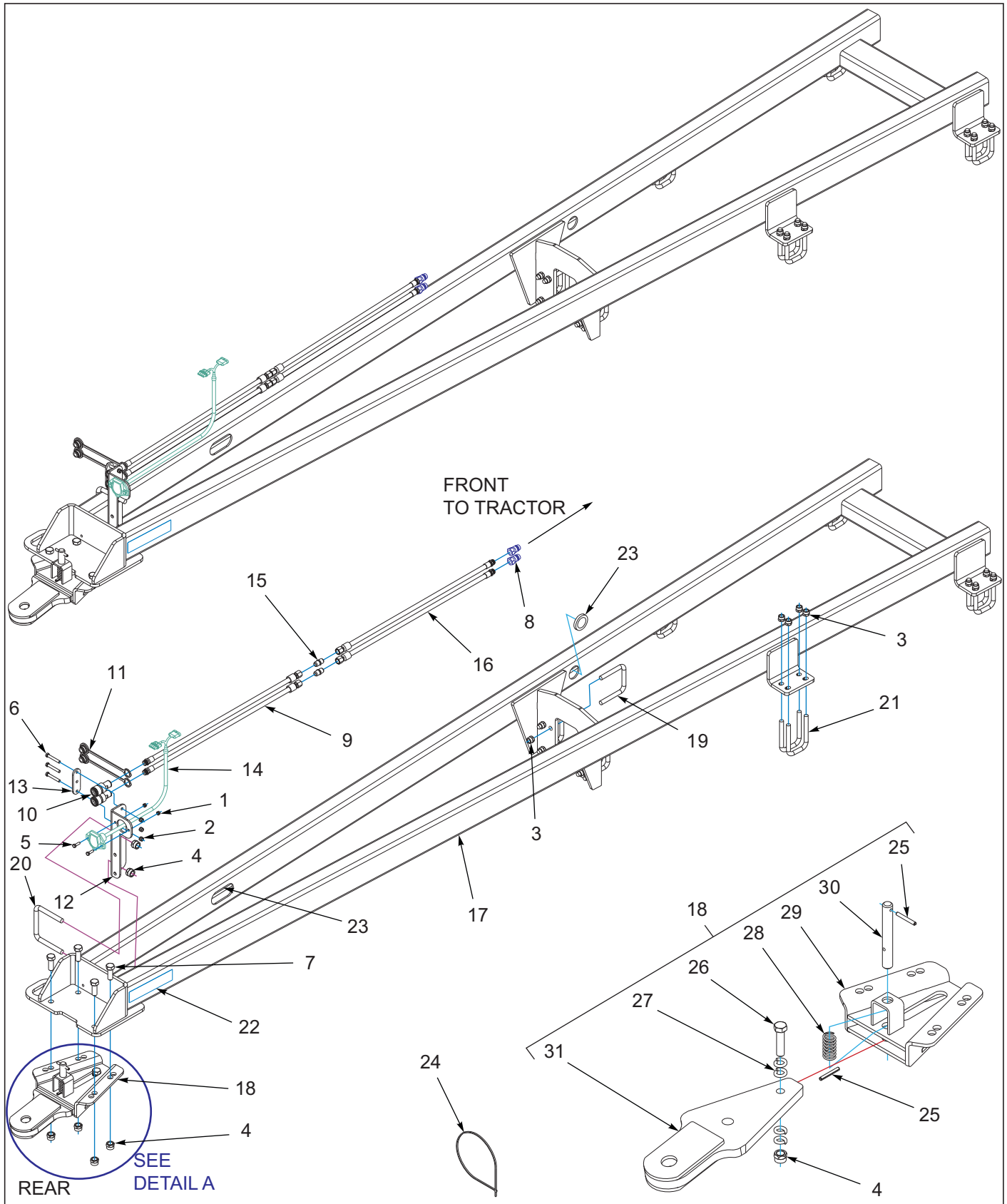


Figure 9-19: Rear Tow Assembly 9630-30'-34'

Rear Tow Hitch Assembly 9630-30'-34'

ITEM	PART NUMBER	DESCRIPTION	QTY.
--	168782	REAR TOW HITCH ASSEMBLY (30' - 34')	
1	1-512-010005-03	NUT, HEX LOCK 5/16-18 GRB	2
2	1-512-010005-05	NUT, HEX LOCK 3/8-16 GRB	3
3	1-512-010005-13	NUT, HEX LOCK 5/8-11 GRB	24
4	1-512-010005-15	NUT, HEX LOCK 3/4-10 GRB	7
5	1-654-010049-05	SCREW, HEX HEAD CAP 5/16-18 X 1 GR5	2
6	1-654-010051-11	SCREW, HEX HEAD CAP 3/8-16 X 2-1/2 GR5	3
7	1-654-010061-05	SCREW, HEX HEAD CAP 3/4-10 X 2 GR5	4
8	141828	COUPLER, MALE 3/4-16	2
9	141865	HOSE ASSEMBLY 3/8 X 204	2
10	142668	COUPLER, FEMALE 3/4-16	2
11	142669	PLUG, COUPLER DUST	2
12	142670	BRACKET, COUPLER MOUNT	1
13	142671	PLATE, COUPLER	1
14	143871	HARNESS, TANDEM ADAPTER	1
15	148338	FITTING, UNION	2
16	156944	HOSE ASSEMBLY 3/8 X 184	2
17	168766	REAR TOW HITCH	1
18	191456	HITCH ASSY, REAR TOW 1-1/2HOLE (INCL. ITEMS 4, 25-31)	1
19	2-102-010004	U-BOLT, STD GAUGE	4
20	2-102-010039	U-BOLT, DISC BEARING BRACKET	1
21	2-102-010054	U-BOLT	8
22	528934	REFLECTOR, YELLOW 2 X 9	2
23	1-822-010001	TRIM, 3/8 BLK FINE PEBBLE (CUT TO LENGTH)	AR
24	105874	TIE STRAP, PLASTIC 21.5-24 X .301	AR
25	1-647-010004240	PIN, SPRING, SLOTTED, 5/16X2-1/2	2
26	1-654-010061-09	SCREW HX CP 3/4-10UNCX3 GR5	1
27	1-861-010034-17	WASHER, LKG, HLCL SPR, 3/4	4
28	162191	SPRING, COMP 1.218 X 2.5	1
29	168768	MOUNT WLDMT REAR TOW HITCH	1
30	168773	PIN REAR TOW HITCH	1
31	183952	HITCH WLDMT REAR TOW RIGID	1

Glossary

For clarity this glossary of industry standard abbreviations and their definitions are provided. For additional information, see instruction on the inside front cover or the last page of this manual.

A

ASM Assembly

B

BATT Battery
BHSC Button Head Socket Cap
BLK Black

C

CB Carriage Bolt
CONN Connector
CRG Carriage
CTSK Countersunk
CTWT Counterweight
CVR Cover
CYD Cylinder

D

DBL Double
DIA Diameter

E

ENCLSD Enclosed

F

FHCS Flanged Head Cap Screw
FHHCS Flanged Hex Head Cap Screw
FL OR FLG Flange
FLT Flat

G

GA Gauge

H

HHCS Hex Head Cap Screw
HCS High Carbon Steel
HD Head
HLCL Helical
HCSKT Hex Socket
HSFC Hex Socket Flat Countersunk
HYD Hydraulic

I

ID Inside Diameter

L

LH Lefthand
LKG OR LOCK Locking
LWR Lower

M

MANF Manifold
MNT Mount

N

NRW Narrow
NSS Not Serviced Separately

O

OD Outside Diameter
OHG Overhead Guard
ORFS OR ORS O-Ring Seal
ORP OR ORB O-Ring Boss

P

P-STEER Power Steering
PTFE Polytetrafluoroethylene (Teflon)

R

RH Righthand
RND Round

S

SER Series
SHCS Socket Head Cap Screw
SHLD Shield
SKT Socket
SLFLKG Selflocking
SOC Socket
SPDT Single Pole Double Throw
SPR Spring

SQ Square
SRTD Serrated
SSCR Setscrew
SST Stainless Steel
STD Standard

U

UPR Upper

W

WHL Wheel
WLD OR WLDMT Weldment

Index

Numerics

100000328	6-3
100000362	6-4
1-007-010025	5-2, 5-4, 5-6, 5-8, 5-10
100808	2-2
100825	2-2
100827	9-6
100830	9-6
100966	3-7
101988	1-4, 3-3, 3-6, 9-32, 9-34
102498	1-14
102600	1-4, 1-12
102604	1-14
103-0805	2-3
103841	2-2
104358	1-4
105874	7-4, 9-36, 9-38
1-076-010007	1-12, 1-14, 3-7
1-076-010009	3-7
1-076-010010	1-12, 1-14
1-076-010012	3-7
108675	4-2, 4-4
108676	4-2, 4-4
108705	9-22, 9-28
1-104-010002	3-6
111789	6-1, 6-2, 6-3, 6-4
111871	6-1
111880	6-3
116100	2-2, 3-2
1-161-010003	3-7
116432	5-6
116434	5-2
116435	5-2, 5-4
116490	5-10
116491	5-2
117259	5-2, 5-4, 5-10
119118	1-4, 3-2
122911	5-2
122917	1-8
123547	5-4, 5-8
127712	1-4, 3-2
129263	9-22, 9-28
1-298-010001-1	1-10, 2-3, 2-4, 3-6, 3-7
130052	1-10
133662	4-2
137602	5-6, 5-8
139201	9-6, 9-14, 9-32, 9-34
1-397-010369036	5-10
1-397-010369054	5-2, 5-4
140470	1-4, 5-2, 5-4, 6-2
140471	3-2, 5-2, 5-4, 6-1
140472	3-2, 5-6, 5-8, 6-3
140547	1-4, 3-3
140548	1-4
140554	1-12, 1-14
140594	1-12
140595	1-12
140599	1-5, 9-6, 9-14, 9-32, 9-34
1-406-010012	3-7
140645	1-14
140646	1-12
140647	2-2, 2-5
140658	3-6
140663	3-6
140667	3-6
140672	3-6
141109	1-2
141154	3-6
141198	1-12

141213	1-8	142114	6-2
141217	1-8	142116	6-1
141236	1-12, 1-14	142119	6-3
141238	1-12, 1-14	142120	6-3
141244	3-2	142194	2-5
141245	3-7	142650	1-4, 3-3
141246	2-2	142668	9-36, 9-38
141247	2-2	142669	9-36, 9-38
141249	2-2	142670	9-36, 9-38
141250	2-5	142671	9-36, 9-38
141258	3-6	142753	1-2
141259	8-4	143066	1-14
141260	8-4	143067	1-12
141271	3-6	143871	9-36, 9-38
141274	1-4	143994	6-1, 6-2
141301	6-1, 6-2	144115	1-5, 2-2
141434	2-2	144117	5-6, 5-8
141594	5-4, 5-8, 5-10	144193	8-4
141597	2-2, 8-4	144199	3-6
141807	2-2	144325	9-14
141808	3-6, 9-32, 9-34	144493	1-5, 2-2
141809	1-4, 3-3	145190	2-2
141826	5-6, 5-8, 5-10	147072	9-14
141828	5-2, 5-4, 5-6, 5-8, 5-10, 9-36, 9-38	147553	1-4, 1-12
141861	5-6, 5-8, 5-10	147582	5-10
141865	9-36, 9-38	147584	5-8
141866	1-14	148338	9-36, 9-38
141881	5-2	1-510-010003-09	9-8, 9-16
141882	5-4	1-511-010001-07	4-2
141883	5-4	1-512-010005-01	1-2, 2-2, 7-4
141889	5-2	1-512-010005-03	1-2, 9-36, 9-38
141890	5-4	1-512-010005-05	1-2, 1-4, 2-2, 9-30, 9-32, 9-34, 9-36, 9-38
142103	6-1	1-512-010005-09	1-2, 4-2, 4-4, 7-4, 9-8, 9-16
142109	6-2	1-512-010005-13	1-2, 1-4, 3-3, 7-4, 9-6, 9-14, 9-22, 9-28, 9-32, 9-34, 9-36, 9-38
142110	6-1, 6-2	1-512-010005-15	1-2, 1-4, 3-2, 3-6, 9-6, 9-14, 9-32, 9-34, 9-36, 9-38
142111	6-2		
142112	6-1, 6-2		
142113	6-3		

1-512-010005-19	1-4, 2-2, 3-2, 3-6, 9-6, 9-14, 9-32, 9-34	156777	9-8, 9-16
1-512-010007-07	2-2	156778	9-8, 9-16
1-512-010007-08	4-2, 4-4	156779	9-8, 9-16
1-512-010007-14	9-6, 9-14, 9-32	156785	9-14, 9-32
1-512-010007-16	2-2, 3-6	156944	9-36, 9-38
151508	1-4, 3-2	156950	2-2
1-516-010001-20	1-12, 1-14	156964	5-2, 5-4
152209	3-6	156992	1-4, 3-2
152210	9-6, 9-14, 9-32	1-573-010006	8-4
153696	2-2, 3-6	158841	4-2
153804	1-9	158896	9-6, 9-14, 9-32
153842	5-8	158897	9-14, 9-32
153843	5-4, 5-10	158903	1-9
154994	9-8, 9-16	159954	1-5, 3-2
154995	9-8, 9-16	15G816ER	1-10
154997	9-8, 9-16	161525	1-4, 3-2
154998	9-8, 9-16	161531	1-4, 3-2
155002	9-6	162191	9-36, 9-38
155005	9-8	162845	1-4, 3-2
155523	2-2, 8-4	162851	1-5, 3-2
155528	5-2, 5-4	162860	2-2
155529	5-6, 5-8, 5-10	162865	1-5
155534	2-3	162900	1-2
155536	2-3	162904	4-2
155538	2-3	162906	4-2
155541	2-2, 2-3	162930	4-2
1-557-010013	1-2	164124	1-4
1-557-010362-40	3-7	164125	1-2
1-557-010362-51	1-12, 1-14	164126	1-2
1-557-010403	1-4	164134	7-4
155716	2-3	164135	7-4
155717	2-3	164138	7-4
155927	9-8, 9-16	164139	7-4
155956	9-8, 9-16	164140	7-4
155963	9-6	164142	1-2
155971	9-8, 9-16	164146	4-2
156010	8-4	164147	4-2
		164174	2-2

164175	1-4, 3-2	164321	9-8
164178	2-2	164322	9-8
164180	2-2	164323	9-8, 9-16
164186	1-4	164331	9-6
164192	4-2	164335	9-6
164200	1-2, 3-3	164336	9-6
164201	3-3	164349	1-14
164214	1-2	164352	1-4, 1-14, 3-3
164215	1-2	164533	3-6
164216	1-2	1-647-010004217	1-8
164219	3-2	1-647-010004221	9-14, 9-32
164220	3-2	1-647-010004240	2-2, 3-2, 9-36, 9-38
164246	1-4, 3-2	1-647-010004257	3-6
164247	2-2	1-654-010047-04	1-8
164256	1-4, 3-2	1-654-010047-06	1-2, 2-2, 7-4
164260	1-2, 1-8	1-654-010047-07	7-4
164261	1-8	1-654-010047-08	7-4
164263	1-8	1-654-010049-05	9-36, 9-38
164270	1-4	1-654-010049-09	1-2
164271	1-4	1-654-010051-06	1-4
164272	1-9, 3-2	1-654-010051-09	1-2
164274	1-4, 1-9, 3-2	1-654-010051-11	2-2, 9-32, 9-34, 9-36, 9-38
164277	1-4, 3-2	1-654-010051-12	1-2
164286	1-2	1-654-010055-02	9-32, 9-34
164293	9-14	1-654-010055-03	9-14
164295	1-2	1-654-010055-05	9-32, 9-34
164296	3-6	1-654-010055-09	9-32, 9-34
164297	3-6	1-654-010055-11	1-2
164298	3-3, 3-6	1-654-010055-14	9-8, 9-16
164300	3-3, 3-6	1-654-010055-17	4-4
164301	8-4	1-654-010059-05	1-2, 1-4, 3-3
164303	5-4	1-654-010059-06	4-4
164314	4-2	1-654-010059-07	1-2, 1-4
164315	9-8, 9-16	1-654-010059-11	1-2
164317	9-16	1-654-010059-13	1-4, 3-2, 3-3
164318	9-8, 9-16	1-654-010059-14	9-14
164319	9-8, 9-16	1-654-010059-15	9-25, 9-28, 9-32
164320	9-8, 9-16	1-654-010059-16	9-14

1-654-010061-05	9-36, 9-38	166343	9-22, 9-28
1-654-010061-09	1-4, 3-2, 9-36, 9-38	166344	9-22
1-654-010061-15	3-3, 3-6, 9-14, 9-32, 9-34	167575	3-2, 5-10, 6-4
1-654-010061-16	1-2	167618	5-10
1-654-010061-19	2-2	168739	9-14, 9-32, 9-34
1-654-010065-08	1-4, 3-2	168753	9-14
1-654-010070-02	9-8, 9-16	168760	3-2
1-654-010070-03	9-28	168761	3-2
1-654-010070-04	9-22	168762	9-14
1-654-010070-11	9-8, 9-16	168764	9-32, 9-34
1-654-010070-13	9-8, 9-16	168766	9-38
1-654-010070-14	9-8, 9-16	168768	9-36, 9-38
1-654-010123-01	2-2	168773	9-36, 9-38
1-654-010125-18	9-14, 9-32, 9-34	168782	9-38
1-654-010125-22	2-2	168787	3-2
1-659-010004	3-7	168805	1-2
166148	9-30	168807	2-2
166156	1-5, 3-2	168808	2-2
166158	1-8	168809	9-36
166160	4-2	168810	9-36
166177	9-32, 9-34	168813	1-2
166185	3-2	168816	1-2
166186	3-2	168835	5-2
166199	4-4	168836	5-6
166200	4-4	168892	5-2, 5-4
166201	4-4	169549	6-4
166228	3-2	169550	6-4
166242	9-32, 9-34	169552	6-4
166248	1-2	170870	9-16
166250	1-2	171070	1-4, 3-2
166252	1-2, 5-4, 5-8, 5-10	172509	9-22, 9-28, 9-32, 9-34
166253	1-2, 5-8, 5-10	172662	4-2
166282	5-4	172666	4-2
166283	5-4	172667	4-2
166284	2-2	172670	4-2
166336	9-16	172671	4-2
166341	9-22, 9-28	172672	4-2
166342	9-22, 9-28	172673	9-14, 9-32, 9-34

172677	9-14, 9-32	186173	9-30
172830	9-6	186174	9-19, 9-25, 9-30
174435	7-4	186178	9-30
174436	7-4	186179	9-30
174437	7-4	186180	9-30
174438	7-4	186182	9-30
174439	7-4	186183	9-30
174448	8-4	186187	9-19, 9-25, 9-30
174526	9-22, 9-28	186188	9-19, 9-25, 9-30
174532	9-22, 9-28	186189	9-19, 9-25, 9-30
176601	7-4	186191	9-19, 9-25, 9-30
176602	7-4	186192	9-19, 9-25, 9-30
176603	7-4	186193	9-32, 9-34
176625	9-14	186200	9-32, 9-34
177030	2-2, 2-4	186204	9-32, 9-34
1-822-010001	1-5, 3-2, 9-36, 9-38	186205	9-32, 9-34
183910	3-6	186210	9-32, 9-34
183952	9-36, 9-38	187517	9-32, 9-34
184708	1-4	189451	2-2, 2-4
185660	1-2, 5-2, 5-4	189453	2-4
185697	9-32, 9-34	189454	2-4
185757	9-22, 9-28	191456	9-36, 9-38
185928	4-2, 4-4	191459	9-14, 9-32, 9-34
1-861-010004	3-7	191488	1-2
1-861-010005	3-6	191490	1-2
1-861-010032-11	2-2	194616	4-2
1-861-010032-13	4-2, 4-4	198322	1-10
1-861-010032-14	9-14	199359	9-14, 9-32, 9-34
1-861-010032-15	9-8, 9-16	199362	1-4, 1-10, 3-2
1-861-010032-19	4-2, 9-14	199363	1-10
1-861-010032-24	2-2, 3-6, 9-6, 9-14, 9-32	199376	9-14
1-861-010034-09	1-8	199390	9-14
1-861-010034-12	4-2, 4-4	200218	9-22, 9-28
1-861-010034-17	9-22, 9-28, 9-36, 9-38	200221	9-22, 9-28
186165	9-30	200222	9-22, 9-28
186166	9-30	200238	9-22, 9-28
186169	9-30	200254	9-11, 9-19, 9-22
186170	9-19, 9-25, 9-30	200255	9-11, 9-19, 9-22

200256	9-11, 9-19, 9-22	227666	9-14, 9-32, 9-34
200257	9-11, 9-19, 9-22	227670	9-11, 9-14
200259	9-22, 9-28	227671	9-14
200296	9-28	228187	1-10
200297	9-28	228190	1-10
200298	9-28	228193	1-10
200299	9-28	229061	9-3, 9-6
202702-8-8S	5-2, 5-4, 5-6, 5-8, 5-10	229062	9-6
203185	9-25, 9-28	229063	9-6
203186	9-25, 9-28	229068	9-6
203187	9-25, 9-28	229072	9-3, 9-8
203188	9-25, 9-28	229073	9-3, 9-8
204380	9-28	229074	9-3, 9-8
204384	1-4, 3-3	229075	9-3, 9-8
204385	1-4	229076	9-3, 9-8
2062-8-8S	5-2, 5-4, 5-6, 5-8, 5-10	229077	9-3, 9-8
208187	9-14, 9-32, 9-34	229677	9-3
209797	9-14	229678	9-3
209798	9-14	229679	9-3
209799	9-14	229680	9-3
2-102-010004	1-5, 3-2, 4-2, 9-36, 9-38	229681	9-3
2-102-010039	9-36, 9-38	229682	9-3
2-102-010054	1-2, 9-36, 9-38	229683	9-3
210606	1-4, 1-14, 3-3	229688	9-19
211056	9-6, 9-14, 9-32, 9-34	229689	9-19
212046	1-10	229690	9-19
2-150-010008	1-4, 3-2	229691	9-19
215341	1-10, 8-4	229692	9-19
2-181-010001	2-2	229693	9-19
218648	6-4	229694	9-19
224589	8-4	229699	9-11
224590	1-2	229700	9-11
224600	3-6, 3-7	229701	9-11
225124	9-22	229702	9-11
225125	9-22	229703	9-11
225126	9-22	229704	9-11
225127	9-22	229705	9-11
227628	9-8	229710	9-16

229711	9-11, 9-16	71508987	5-10
229712	9-11, 9-16	71508988	5-8, 5-10
229713	9-11, 9-16	71508992	5-8, 5-10
229714	9-11	8-102-010012	9-14, 9-22, 9-28, 9-32, 9-34
229715	9-11	8-102-010017	9-30
229716	9-11, 9-16	8-102-010019	7-4
229718	9-19, 9-25, 9-32	8-102-010043	7-4, 9-6, 9-14
229719	9-19, 9-25, 9-34	8-105-010003	3-6
229731	9-25	8-557-010149	1-2
229732	9-25	8-573-010084	2-2, 8-4
229733	9-25	8-689-010006	4-2, 4-4
229734	9-25	8-689-010007	4-2, 4-4
229735	9-25	8-689-010008	4-2, 4-4
229736	9-25	8-689-010009	4-2, 4-4
229737	9-25	8-720-010011	9-14
23085	3-6	8C520	9-32, 9-34
232185	8-4		
232487	1-2	T	
2-368-010287	2-2, 7-4		
2-474-010022	5-2, 5-6, 5-8, 5-10	TR575	1-4
2-557-010009	9-32, 9-34		
2-573-010037	8-4	W	
2-573-010198	8-4		
29SFFL 5811	4-2, 4-4, 9-14, 9-32, 9-34	W908409-4	3-2
415	1-4, 3-3		
4K552	9-14		
5000	1-12, 1-14		
500171	2-5		
51039-23	5-2, 5-4		
528933	7-4, 8-4		
528934	7-4, 8-4, 9-36, 9-38		
528938	7-4, 8-4		
6-102-010009	4-2		
7/16-14X1-3/4PB	4-2, 4-4		
70239854	1-2		
70260977	1-2, 8-4		
71508983	5-4		
71508985	5-6, 5-8, 5-10		

Instructions for Ordering Parts

**** Repair parts must be ordered through an Authorized Dealer ****

DEALER INSTRUCTIONS FOR ORDERING PARTS FROM LANDOLL PARTS DISTRIBUTION CENTER

Phone #: 800-423-4320 or 785-562-5381

Fax #: 888-527-3909

Order online: dealer.landoll.com

IDENTIFICATION PLATE

The identification plate, which lists the model number and serial number, is located on the front of the frame.

SERIAL NUMBER

The serial number is located on the identification plate.
The Following information will help decode the 9630 FC serial number

96H2220000 = xxmysssss

QR CODE DECAL

The 9600 series QR code decal, may be scanned to link you to the most current manuals, located on the front of the frame [See Figure 12-1](#)

xx	= model series (i.e. 96 for Field Cultivator)
m	= month of manufacture (ex. "H" means October. The letter I is not used.)
yy	= year manufactured (ex. "22" means 2022)
SSSSS	= Sequential number used to track warranty and service information.

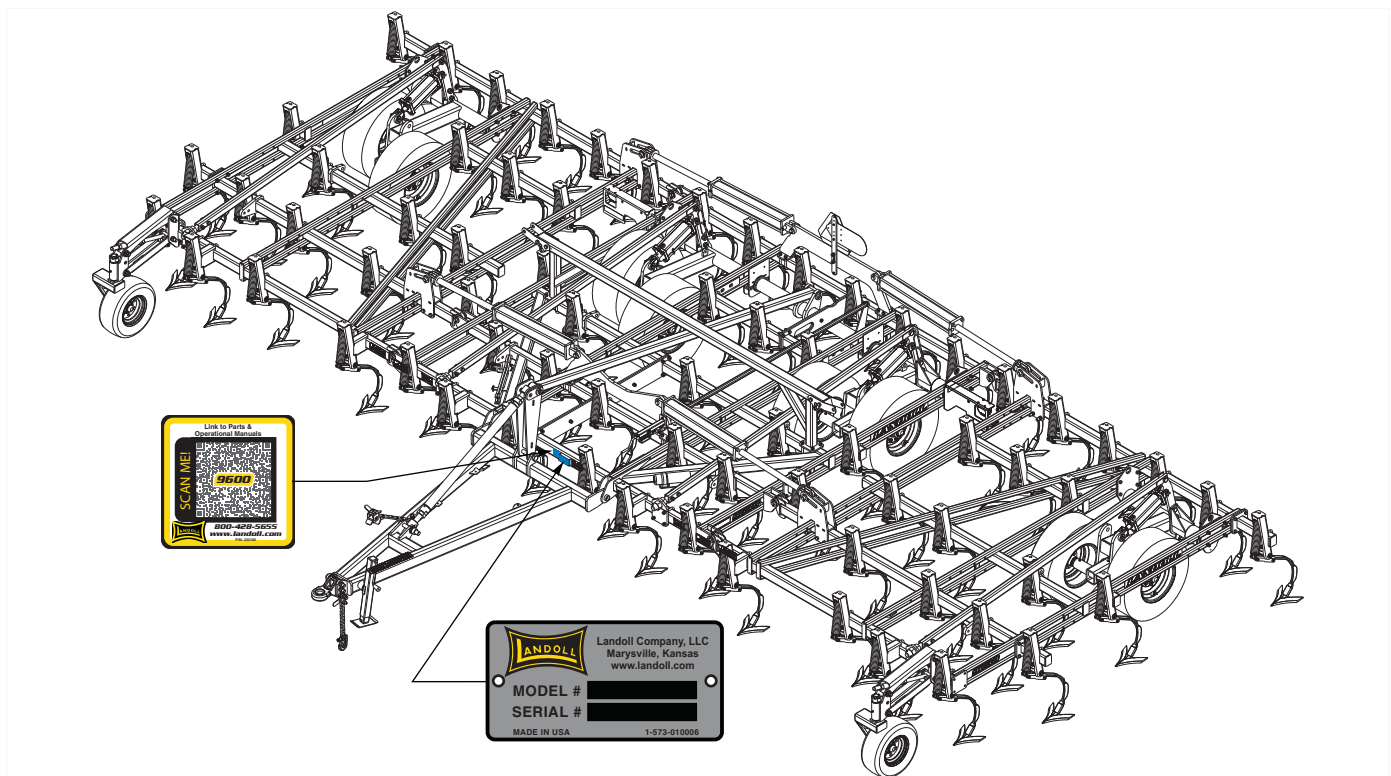


Figure 12-1: Identification Plate and Location

Manuals for 9630 Field Cultivator

Manual Number	Manual Type
F-632	Operator's Manual
F-633	Parts Manual

Document Control Revision Log:

Date	Form #	Improvement(s): Description and Comments
10/01/2010	F-633	Initial Release
12/04/2018	F-633-1218	Walking beam, removed bubbles, cylinder updates
02/05/2021	F-633-0221	Attachment and, shank updates
02/19/2021	F-633-0221	Fold bracket and lift assembly updates
10/11/2021	F-633-1022	Added QR code decal, SIS 20mph to rear, Updated decals, frame, hitch, hydraulics, electrical drawings



Intertek

Equipment from Landoll Company, LLC is built to exacting standards ensured by ISO 9001 registration at all Landoll manufacturing facilities.

Model 9630 Parts Manual

Re-Order Part Number F-633

LANDOLL COMPANY, LLC

1900 North Street

Marysville, Kansas 66508

(785) 562-5381

800-428-5655 ~ **WWW.LANDOLL.COM**



Copyright 2022. Landoll Company, LLC

“All rights reserved, including the right to reproduce this material or portions thereof in any form.”

