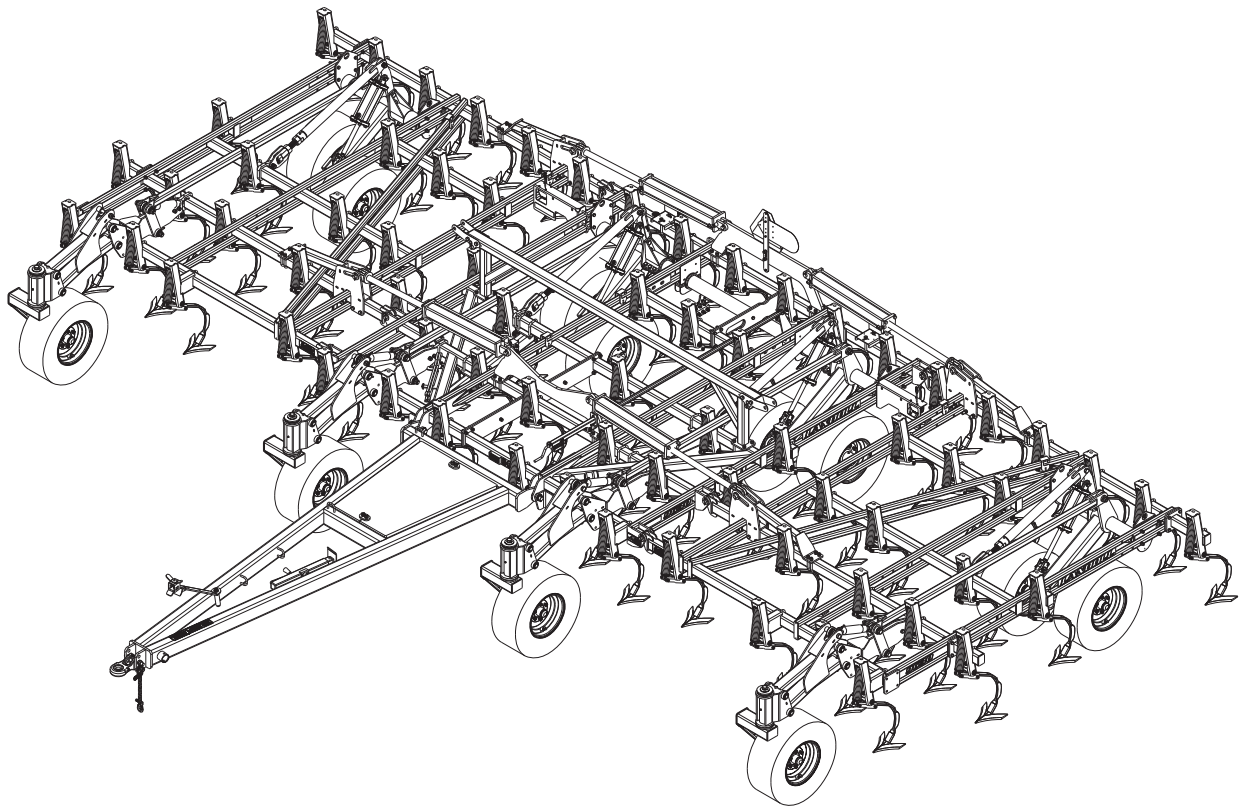




**Model 9630FH  
Field Cultivator  
Parts Manual**



**LANDOLL COMPANY, LLC**

1900 North Street

Marysville, Kansas 66508

(785) 562-5381

800-428-5655 ~ [WWW.LANDOLL.COM](http://WWW.LANDOLL.COM)

# Instructions for Ordering Parts

**\*\* Repair parts must be ordered through an Authorized Dealer \*\***

## DEALER INSTRUCTIONS FOR ORDERING PARTS FROM LANDOLL PARTS DISTRIBUTION CENTER

Phone #: 800-423-4320 or 785-562-5381

Fax #: 888-527-3909

Order online: [dealer.landoll.com](http://dealer.landoll.com)

### IDENTIFICATION PLATE

The identification plate, which lists the model number and serial number, is located on the front of the frame.

### SERIAL NUMBER

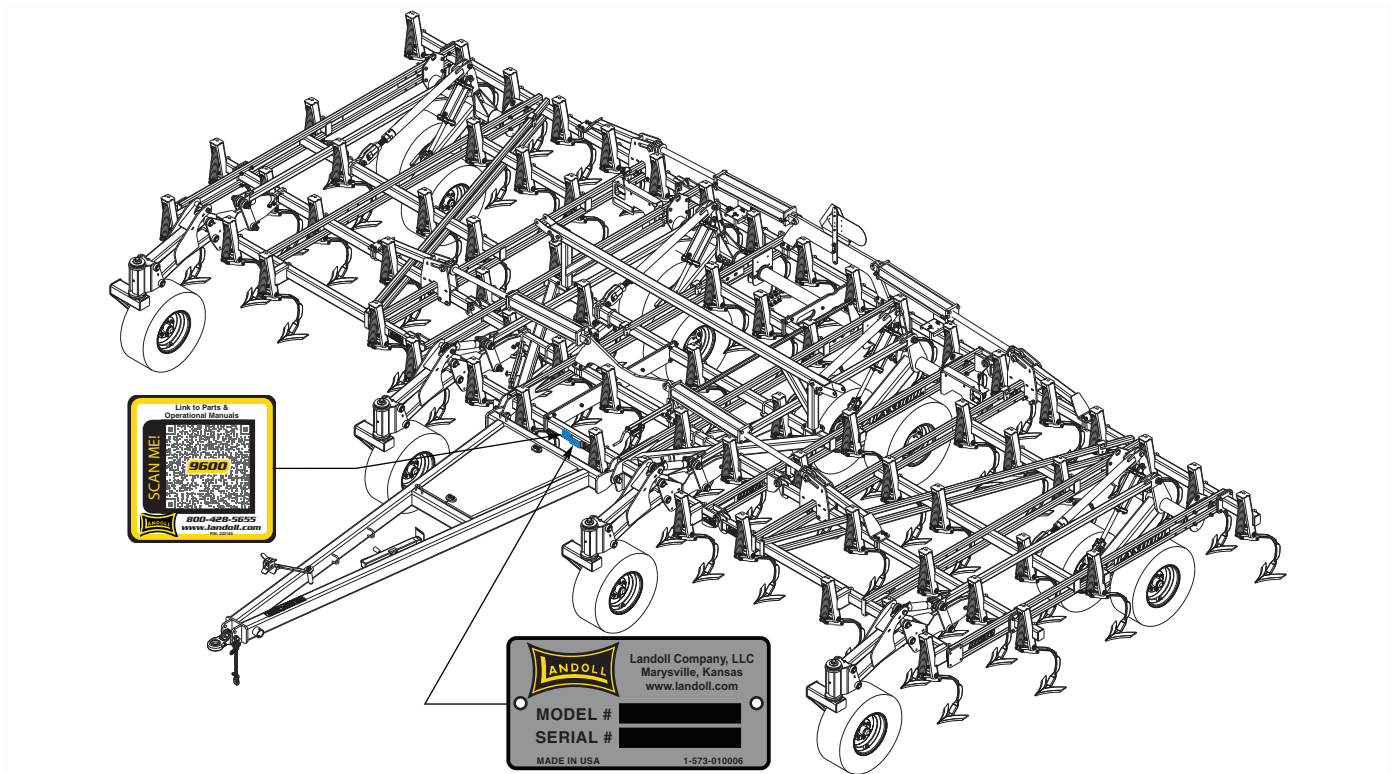
The serial number is located on the identification plate.  
The Following information will help decode the 9630FH FC serial number

**96H2220000 = xxmysssss**

### QR CODE DECAL

The 9600 series QR code decal, may be scanned to link you to the most current manuals, located on the front of the frame *See Figure 1-1*

<b>xx</b>	= model series (i.e. 96 for Field Cultivator)
<b>m</b>	= month of manufacture (ex. "H" means October. The letter I is not used.)
<b>yy</b>	= year manufactured (ex. "22" means 2022)
<b>SSSSS</b>	= Sequential number used to track warranty and service information.



**Figure 1-1: Identification Plate and Location**

## Manuals for 9630FH Field Cultivator

Manual Number	Manual Type
F-1105	Operator's Manual
F-1106	Parts Manual

# Table of Contents

---

<b>1</b>	<b>Frame Assemblies Center</b>	
	Center Frame Assembly .....	1-1
	Center Frame Lift Assembly .....	1-3
	Walking Beam Assembly 3" .....	1-7
	Walking Beam Assembly 2-1/4" .....	1-8
	Radius Rod Assembly .....	1-9
	Hub and Spindle Assembly, 8 Bolt 3" .....	1-11
	Hub and Spindle Assembly, 8 Bolt 2-1/4" .....	1-13
<b>2</b>	<b>Hitch Assemblies</b>	
	Hitch Assembly .....	2-1
	Ball and Clevis Hitches .....	2-3
	Jack Assembly .....	2-4
<b>3</b>	<b>Frame Assemblies Wing</b>	
	Wing Assembly .....	3-1
	Hub and Spindle Assembly, 6 Bolt .....	3-5
	Front Gauge Wheel Installation .....	3-7
	Front Gauge Wheel Assembly .....	3-9
	Radius Rod Assembly .....	3-11
<b>4</b>	<b>Fold Assemblies</b>	
	Center Frame Fold Bracket Assembly .....	4-1
	Depth Stop Tube Assembly .....	4-3
<b>5</b>	<b>Shank Assemblies</b>	
	Shank Assembly Spring .....	5-1
	Shank Assembly Spring S-Tine .....	5-3
<b>6</b>	<b>Hydraulic Assemblies</b>	
	Hydraulic Assembly Lift .....	6-1
	Hydraulic Assembly Fold .....	6-3
<b>7</b>	<b>Cylinders</b>	
	Cylinder Assembly 3-3/4 x 10, Rephase .....	7-1
	Cylinder Assembly 4 x 10, Rephase .....	7-2
	Cylinder Assembly 4-1/2 x 30 .....	7-3
<b>8</b>	<b>Electrical</b>	
	Electrical Assembly W/LED Lights Wiring Chart .....	8-1
	Electrical Assembly W/LED Lights .....	8-3
<b>9</b>	<b>Decals</b>	
	Decals .....	9-1
	Decal Inatallation .....	9-3

**10 Attachments**

4 Row Coil Tine Harrow Layout . . . . . 10-1  
 Coil Tine Harrow Arm Assembly . . . . . 10-3  
 4 Row Coil Tine Harrow Assembly . . . . . 10-5  
 3 Row Tine and Reel Harrow Layout . . . . . 10-7  
 Tine and Reel Arm Assembly . . . . . 10-9  
 3 Row Coil Tine Harrow Assembly . . . . . 10-11  
 5 Row Spike Harrow Layout . . . . . 10-13  
 Arm Assembly 5 Row Spike Harrow . . . . . 10-15  
 3 Row Spike and Reel Layout . . . . . 10-17  
 Reel Assembly . . . . . 10-19  
 3 RSD and Flat Reel Layout . . . . . 10-21  
 Flat Reel Assembly . . . . . 10-23  
 Spike Bar Assembly, 9 SP . . . . . 10-25  
 3 RSD Arm Assembly . . . . . 10-27  
 3 RSD Arm Assembly W/O Spring . . . . . 10-29  
 Rear Tow Hitch Assembly . . . . . 10-31

**11 Glossary**



# Frame Assemblies Center

## Center Frame Assembly

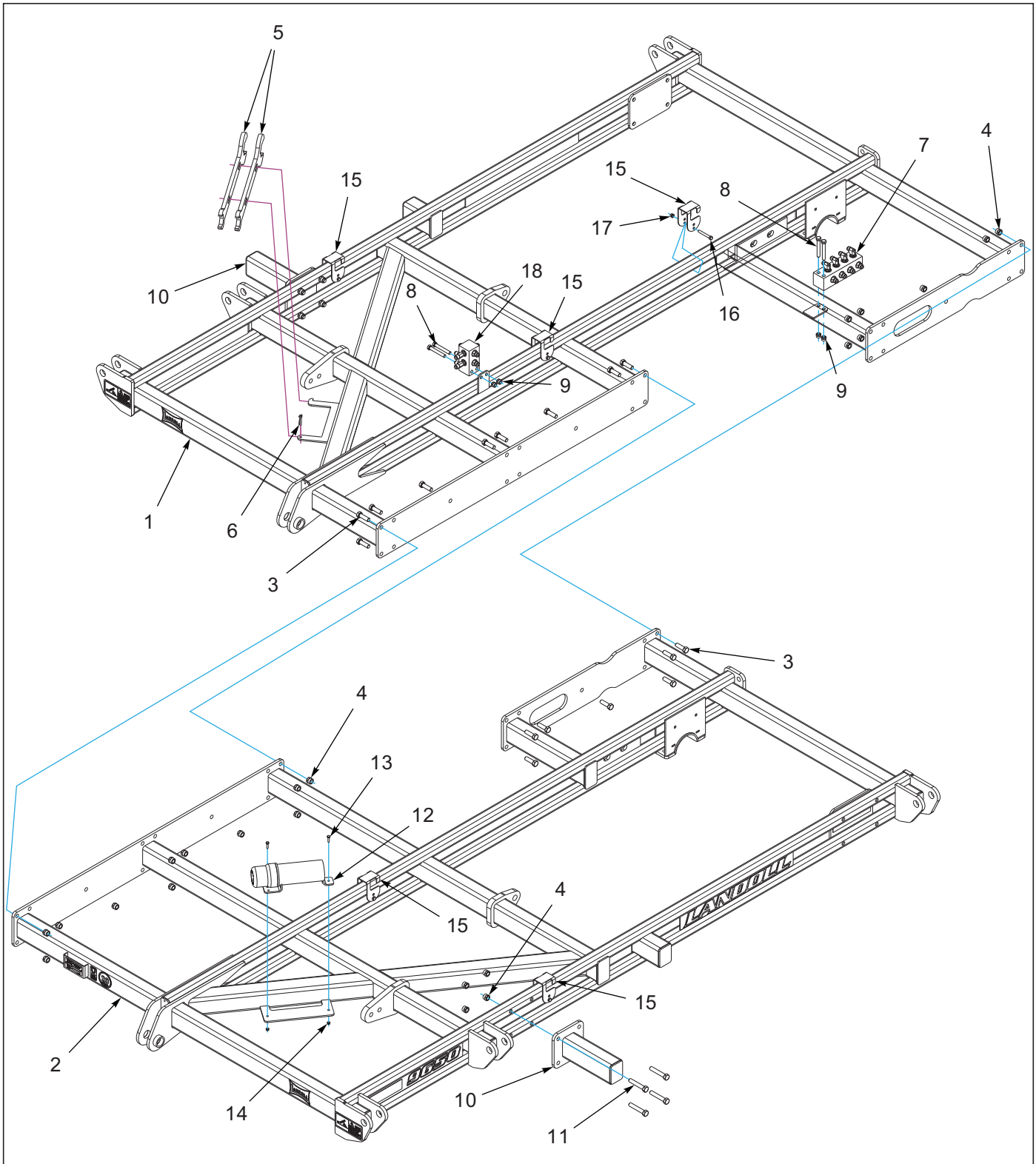


Figure 1-1: Center Frame Assembly

---

## Center Frame Assembly

ITEM	PART NUMBER	DESCRIPTION	QTY.
1	164215	FRAME WLDMT RH CENTER 12-1/2'	1
2	164216	FRAME WLDMT LH CENTER 12-1/2'	1
3	1-654-010059-05	SCREW,HEX CAP,5/8-11UNCX2 GR5	23
4	1-512-010005-13	NUT,HEX SLFLKG GRB 5/8-11	31
5	141109	WRENCH, ADJUSTMENT	2
6	70239854	PIN QUICK HITCH	1
7	166252	MANIFOLD ASSY LIFT/FOLD	1
8	1-654-010055-11	SCREW,HX CP 1/2-13UNCX3-1/2	4
9	1-512-010005-09	NUT,HEX,SLFLKG, 1/2-13 GRB	4
10	164200	EXTENSION, SHANK 12"	2
11	1-654-010059-11	SCREW,HX CP 5/8-11UNCX3.5GR5	8
12	142753	MANUAL HOLDER	1
13	1-654-010047-06	SCREW,HX CP 1/4-20UNCX1 GR5	2
14	1-512-010005-01	NUT,HEX,SLFLKG GRB 1/4-20	2
15	164295	CLAMP, HOSE	5
16	1-654-010051-12	SCREW,HEX CAP,3/8-16UNCX2-3/4	5
17	1-512-010005-05	NUT, HEX, SLFLKG GRB 3/8-16	5
18	166253	MANIFOLD ASSY FOLD	1

# Center Frame Lift Assembly

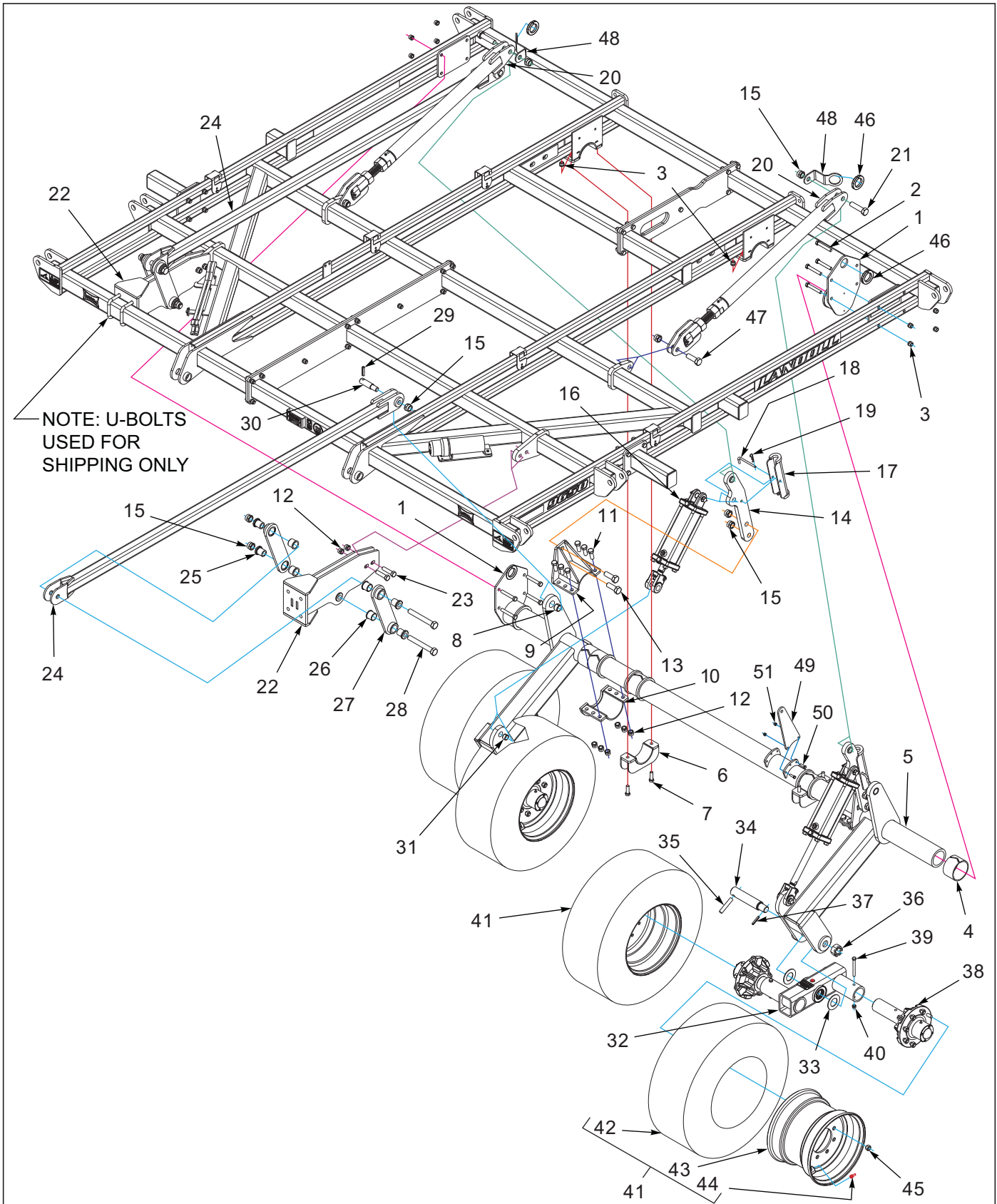


Figure 1-2: Center Frame Lift Assembly



## Center Frame Lift Assembly

ITEM	PART NUMBER	DESCRIPTION	QTY.
1	162845	BEARING CAP 4-1/2 WLDMT	2
2	1-654-010059-13	SCREW HEX CAP 5/8-11X4UNC GR5	8
3	1-512-010005-13	NUT,HEX SLFLKG GRB 5/8-11	12
4	164175	BEARING UHMW 4-1/2X3W	6
5	227689	LIFT, CENTER 12-1/2' WLDMT	1
6	164186	MOUNT, LIFT BEARING WLDMT	2
7	1-654-010059-05	SCREW,HEX CAP,5/8-11UNCX2 GR5	4
8	2-150-010174	BUSHING,1-5/8X1-1/4X1	2
9	227646	BEARING, HOUSING WLDMT	2
10	227648	CLAMP, BEARING WLDMT	2
11	1-654-010061-05	SCREW,HHC,3/4-10UNCX2,GR5,ZP	12
12	1-512-010005-15	NUT,HEX,SLFLKG GRB 3/4-10	14
13	1-654-010065-08	SCREW,HX CP 1-8UNC X 2-3/4GR5	2
14	161531	ARM, CYLINDER	2
15	1-512-010005-19	NUT 1-8 HEX SLF-LOCKING GRB	14
16	140470	CYLINDER 4X10 REPHASE <b>(SEE PAGE 7-2)</b>	2
17	141274	LOCKOUT, 1-3/8 ROD X 10 WLDMT	2
18	104358	L PIN,CYL STOP	2
19	1-557-010403	HAIRPIN 1/8	2
20	227645	ASSY, RAD ROD <b>(SEE PAGE 1-9)</b>	2
21	1-654-010065-13	SCREW, HX CP 1-8UNC X 4 GR5	2
22	227631	MOUNT, GAUGE WHEEL EXT WLDMT	2
23	1-654-010061-09	SCREW HX CP 3/4-10UNCX3 GR5	4
24	224697	LIFT TUBE, GAUGE WHEEL WLDMT	2
25	227640	BUSHING, GAUGE WHEEL	8
26	140599	BEARING, FLANGE 1-1/2"	8
27	227637	LINK, GAUGE WHEEL WLDMT	4
28	100856	SCREW,HHCS,1-8X7-1/2 GR5	4
29	141251	SPRING PIN,SLOTTED 1/2X2-1/4	2
30	193754	PIN, 1-1/4 X 2-3/4, STEP	2
31	2-150-010008	BUSHING 1-1/4ODX1IDX1 STEEL	2
32	198346	WALKING BEAM ASSY 3" <b>(SEE PAGE 1-7) (BEFORE 09-28-2020)</b>	2
32	199362	WALKING BEAM ASSY 2-1/4 MF <b>(SEE PAGE 1-8) (AFTER 09-28-2020)</b>	2
33	171070	WASHER, THRUST 2	4
34	164277	SPINDLE, WALKING BEAM	2
35	156992	PIN, WALKING BEAM SPINDLE	2
36	119118	NUT 1-1/2-12UNF HEX SLOTTEDZP	2
37	127712	PIN SPRING SLOTTED 3/8X2-1/4	2
38	223440	ASSY, 8 BOLT HUB & SPINDLE <b>(SEE PAGE 1-11) (BEFORE 09-28-2020)</b>	4
38	147553	8 BOLT HUB ASSY, 2-1/4" SPDL <b>(SEE PAGE 1-13) (AFTER 09-28-2020)</b>	4
39	1-654-010055-14	SCREW,HX CP,1/2-13UNCX4-1/2G5 <b>(USED WITH 198346)</b>	4
39	141809	SCREW HX CP7/16-14UNC X 4 GR5 <b>(USED WITH 199362)</b>	4
40	1-512-010005-09	NUT,HEX,SLFLKG, 1/2-13 GRB <b>(USED WITH 198346)</b>	4
40	101988	NUT,HEXSLF-LKG 7/16-14 GRB <b>(USED WITH 199362)</b>	4
41	184708	TIRE ASSY,320/70R15,8 BOLTWHL <b>(INCLUDES ITEMS 42-44)</b>	4
42	204385	FIRESTONE RADIAL 320/70R15	4
43	140548	WHEEL, 15 X 10 LB 8 BOLT	4
44	TR575	VALVE STEM TUBELESS TIRE	4
45	102600	NUT,WHEEL BOLT, 5/8	4

---

## Center Frame Lift Assembly

---

ITEM	PART NUMBER	DESCRIPTION	QTY.
46	1-822-010001	TRIM 1350 3/8BLK FINE PEBBLE (CUT TO LENGTH)	
47	3J608	SCREW, HX CP 1-8UNC X 3 GR5	2
48	235339	MOUNT, HYD HOSE	2
49	164124	MOUNT, DEPTH CONTROL	1
50	1-654-010051-06	SCREW,HEX CAP 3/8-16UNCX1-1/4	2
51	1-512-010005-05	NUT, HEX, SLFLKG GRB 3/8-16	2



### Walking Beam Assembly 3"

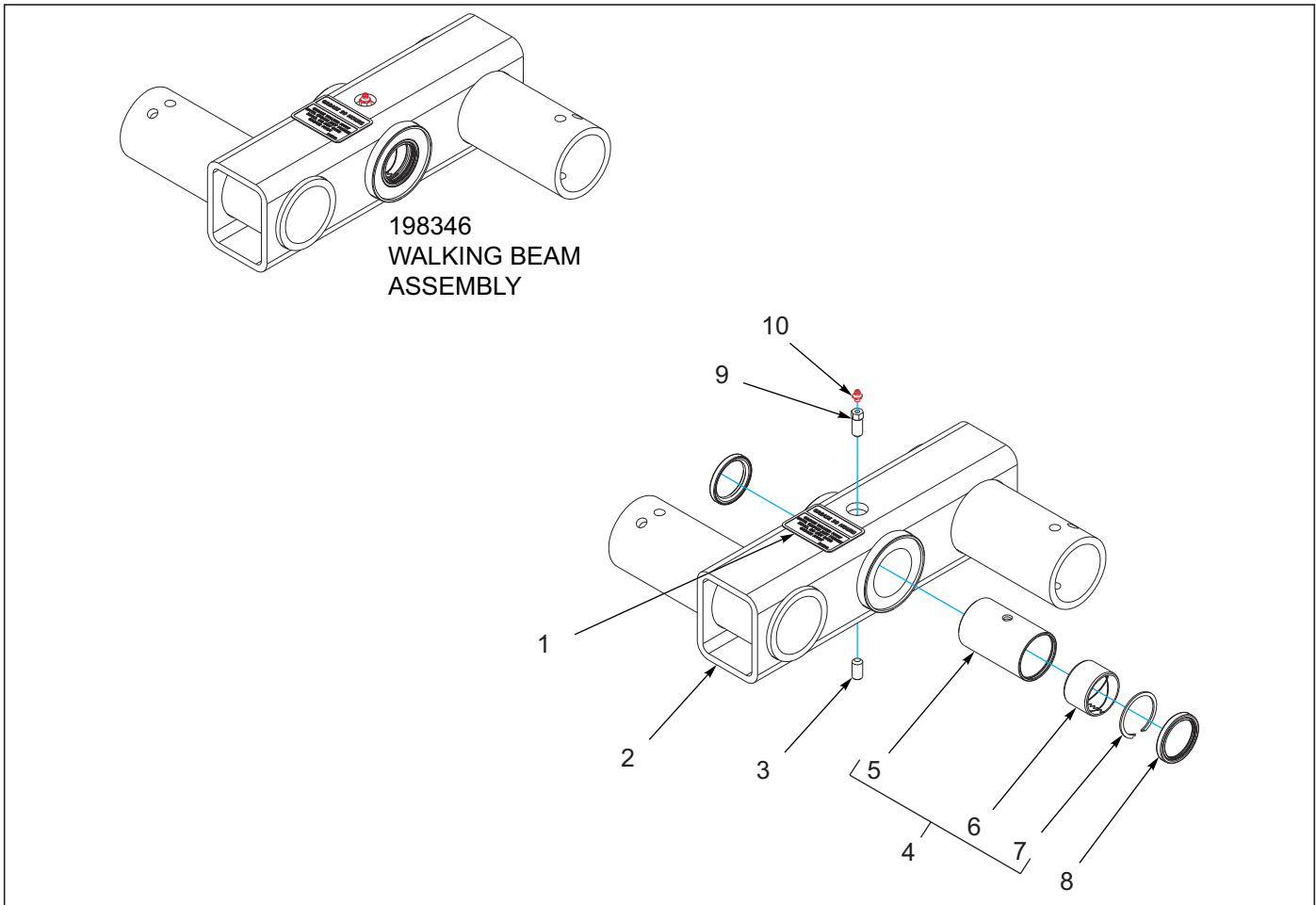


Figure 1-3: Walking Beam Assembly 3"

### Walking Beam Assembly 3"

ITEM	PART NUMBER	DESCRIPTION	QTY.
--	198346	WALKING BEAM ASSY 3"	
1	215341	DECAL, GREASE WALKER	1
2	198347	WALKING BEAM WLDMT 3"	1
3	15G816ER	SCREW SET SOC HD CPPT.5-13X1	1
4	228187	ASSY, PIVOT 2 X 4 CONNEX (INCLUDES 5-7)	1
5	228190	BUSHING, 2X4 W/ SNAP RING	1
6	130052	BUSHING, SPRING 2-1/4X2X1-1/2	2
7	228193	SNAP RING, INTERNAL - 2-1/4	2
8	198322	SEAL, V17, DOUBLE LIP 2"	2
9	212046	SCREW, SET FOR ZERK	1
10	1-298-010001-1	ZERK FITTING 1/4 SAE	1

### Walking Beam Assembly 2-1/4"

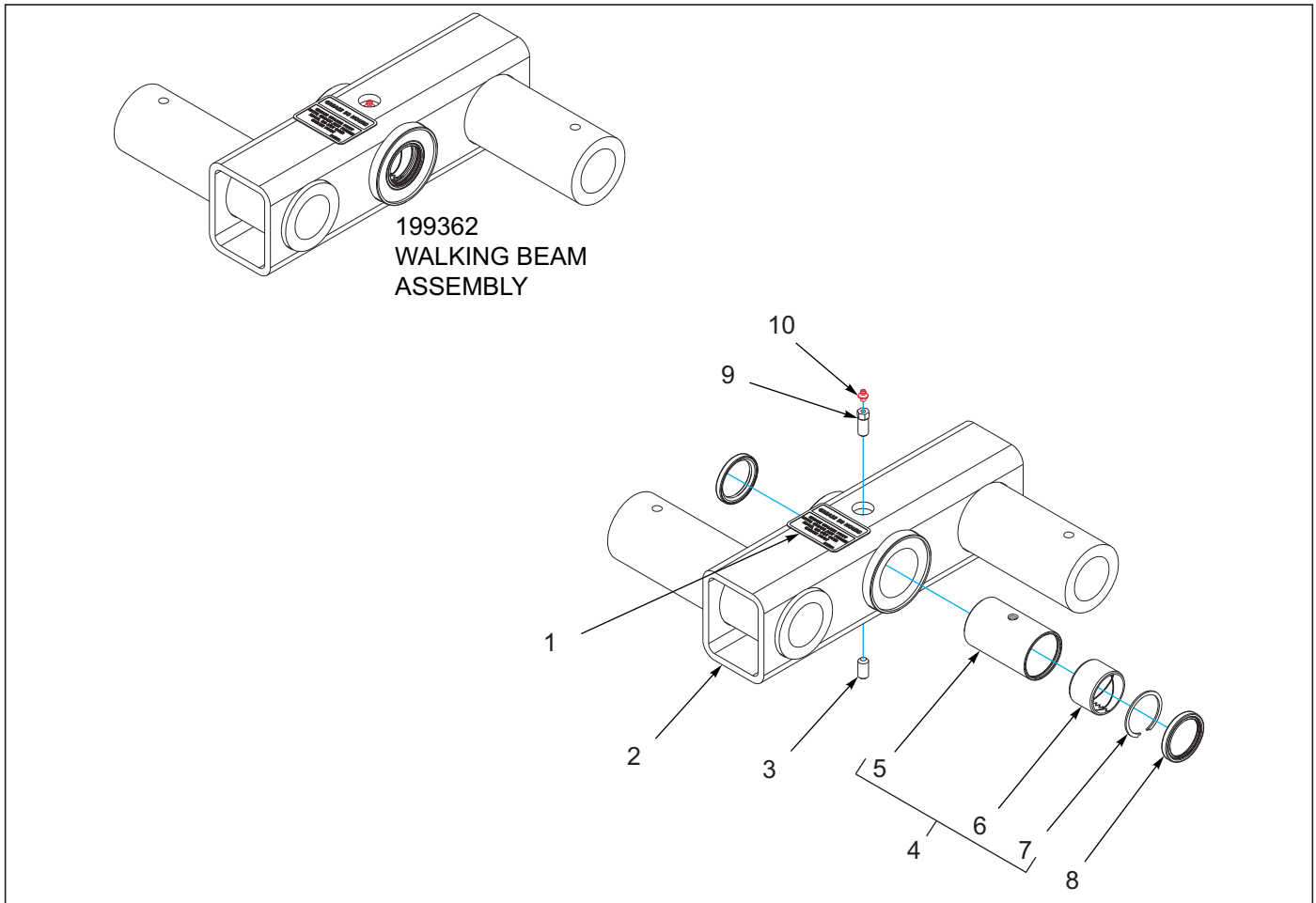


Figure 1-4: Walking Beam Assembly 2-1/4"

### Walking Beam Assembly 2-1/4"

ITEM	PART NUMBER	DESCRIPTION	QTY.
--	199362	WALKING BEAM ASSY 2-1/4 MF	
1	215341	DECAL, GREASE WALKER	1
2	199363	WALKING BEAM WLD 2-1/4 SPINDLE	1
3	15G816ER	SCREW SET SOC HD CPPT.5-13X1	1
4	228187	ASSY, PIVOT 2 X 4 CONNEX	1
5	228190	BUSHING, 2X4 W/ SNAP RING	1
6	130052	BUSHING, SPRING 2-1/4X2X1-1/2	2
7	228193	SNAP RING, INTERNAL - 2-1/4	2
8	198322	SEAL, V17, DOUBLE LIP 2"	2
9	212046	SCREW, SET FOR ZERK	1
10	1-298-010001-1	ZERK FITTING 1/4 SAE	1

## Radius Rod Assembly

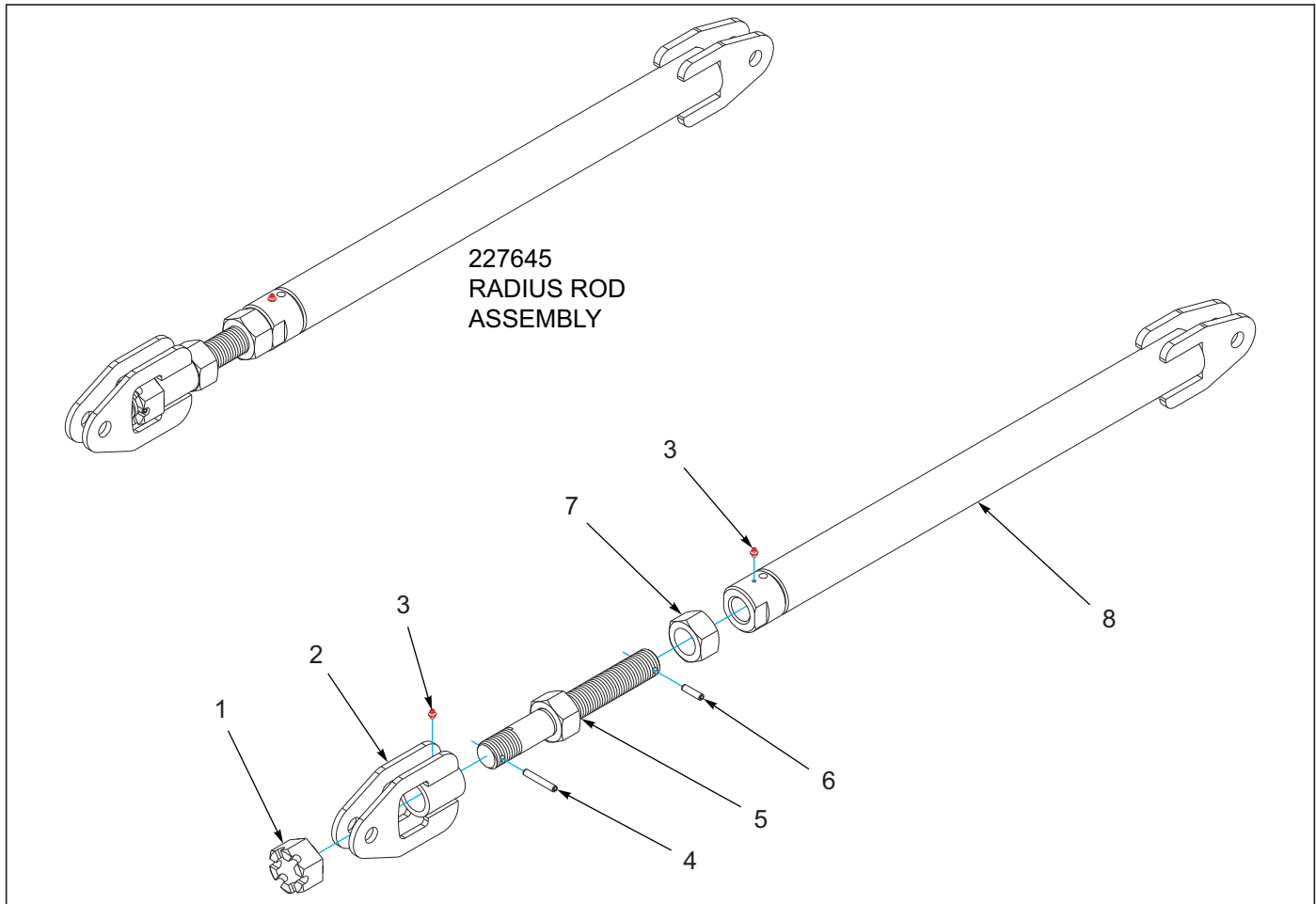


Figure 1-5: Radius Rod Assembly

## Radius Rod Assembly

ITEM	PART NUMBER	DESCRIPTION	QTY.
--	227645	ASSY, RAD ROD	
1	23085	NUT HEX SLOTTED 1 3/4-5	1
2	227675	MOUNT, LIFT ARM WLDMT	1
3	1-298-010001-1	ZERK FITTING 1/4 SAE	2
4	1-647-010004257	PIN,SPRING,SLOTTED 3/8X2-1/2	2
5	227679	SCREW, ADJUSTMENT WLDMT	1
6	0600-375-01500	PIN ROLL 3/8X1-1/2	1
7	159954	NUT HEX 1-3/4-5UNC GR2	1
8	227680	TUBE, RAD ROD WLDMT	1



# Hub and Spindle Assembly, 8 Bolt 3"

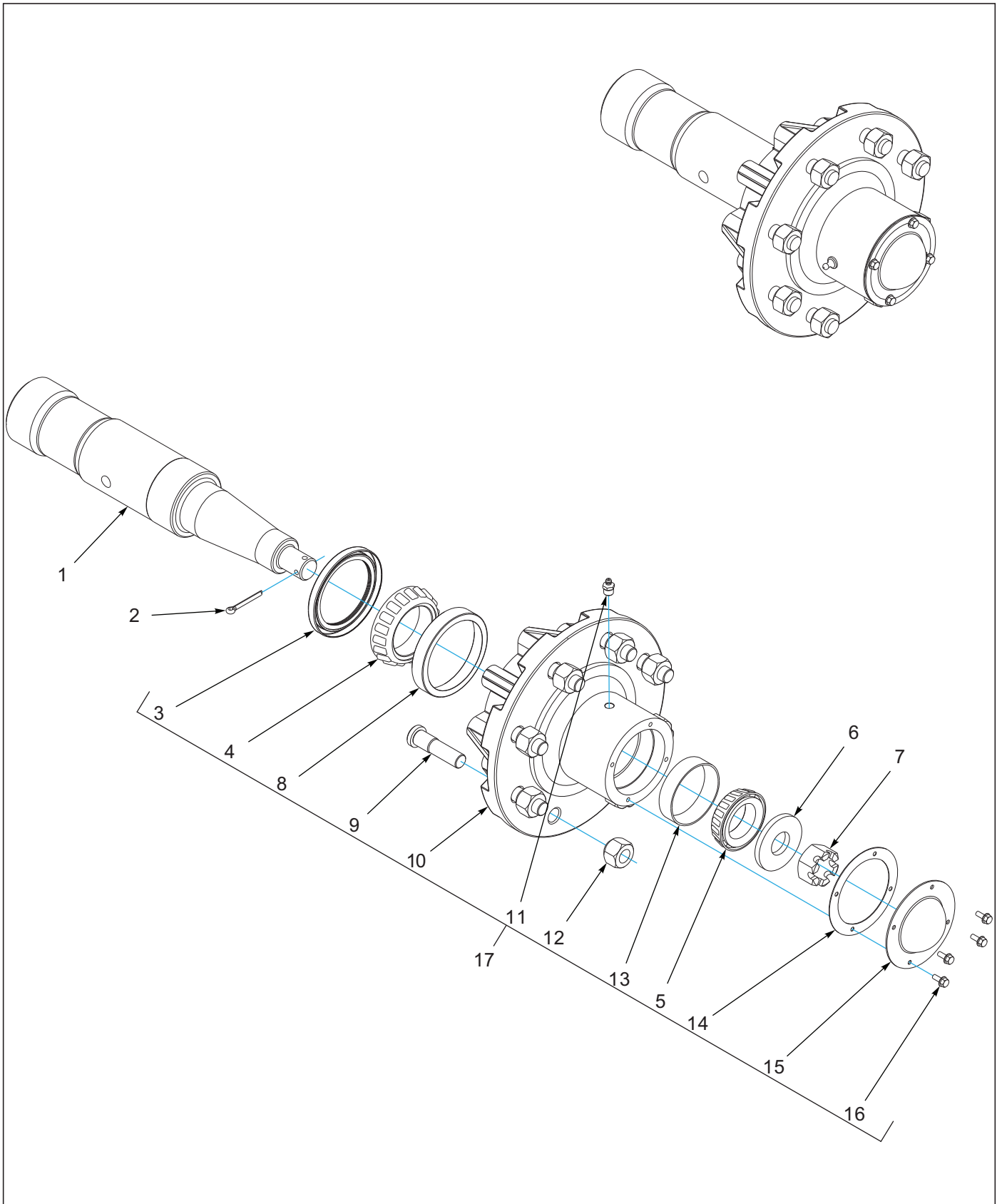


Figure 1-6: Center Frame Lift Assembly 3"



## Hub and Spindle Assembly, 8 Bolt 3”

ITEM	PART NUMBER	DESCRIPTION	QTY.
--	223440	ASSY, 8 BOLT HUB & SPINDLE	
1	156973	SPINDLE 3 X 16-1/2	1
2	1-557-010362-51	PIN, COTTER 3/16X1-1/2	1
3	193089	SEAL, PURGABLE 4 OD X 3 ID	1
4	156979	CONE BEARING - 387AS	1
5	102498	BEARING CONE, OUTER, 1.625	1
6	1-861-010005	WASHER, SPINDLE 1	1
7	1-516-010001-20	NUT, HX SLOT 1-14	1
8	111962	OUTER BEARING CUP L20HD#382A	1
9	4001060	HUB 75-8 BOLTS 5/8-18 STUD	8
10	223435	HUB ASSY W/ CUPS, GASKET, CAP (INCLUDES ITEMS 8, 9, 11-16)	1
11	5000	ZERK FITTING 1/8NPT	1
12	102600	NUT, WHEEL BOLT, 5/8	8
13	102604	BEARING CUP, OUTER	1
14	223439	GASKET, DUST CAP	1
15	223437	DUST CAP, BOLT ON	1
16	223438	SCREW, 10-32X1/2 HEX FLANGE	4
17	168859	HUB ASSY, EIGHT BOLT (INCLUDES ITEMS 3-5, 8-16) (SERVICE KIT ONLY)	

# Hub and Spindle Assembly, 8 Bolt 2-1/4"

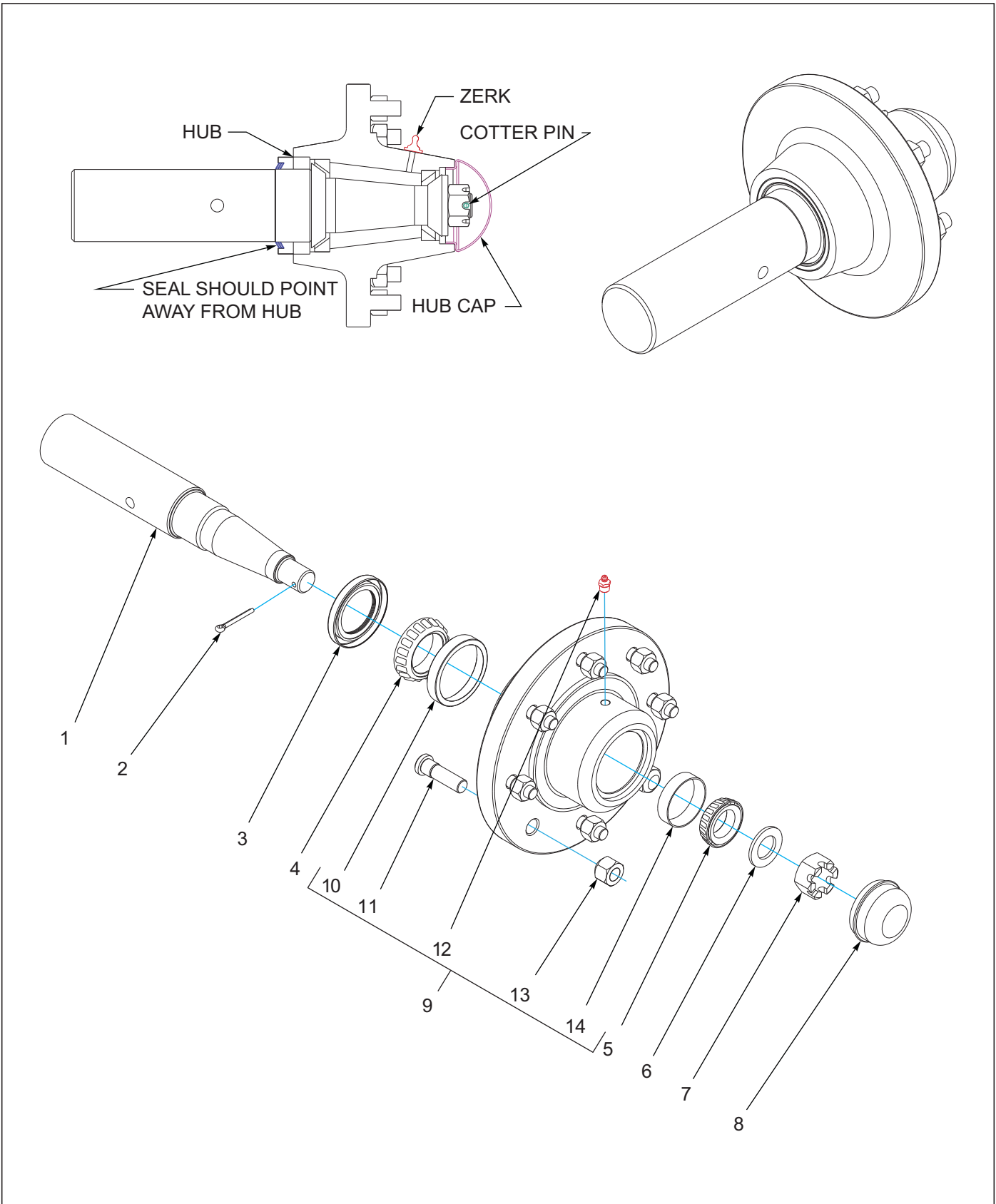


Figure 1-7: Center Frame Lift Assembly 2-1/4"

---

## Hub and Spindle Assembly, 8 Bolt 2-1/4”

---

ITEM	PART NUMBER	DESCRIPTION	QTY.
--	147553	8 BOLT HUB ASSY, 2-1/4" SPDL	
1	141198	SPINDLE 2-1/4 IN	1
2	1-557-010362-51	PIN, COTTER 3/16X1-1/2	1
3	140554	SEAL GREASE	1
4	140595	CONE BEARING	1
5	1-076-010007	CONE INNER	1
6	141238	WASHER, SPINDLE	1
7	1-516-010001-20	NUT, HX SLOT 1-14	1
8	141236	DUST CAP, WHEEL HUB	1
9	140646	HUB W/CUPS, EIGHT BOLT <b>(INCLUDES ITEMS 10-14)</b>	1
10	140594	CUP BEARING	1
11	143067	STUD BOLT 5/8-18	8
12	5000	ZERK FITTING 1/8NPT	1
13	102600	NUT,WHEEL BOLT, 5/8	8
14	1-076-010010	CUP INNER	1

# Hitch Assemblies

## Hitch Assembly

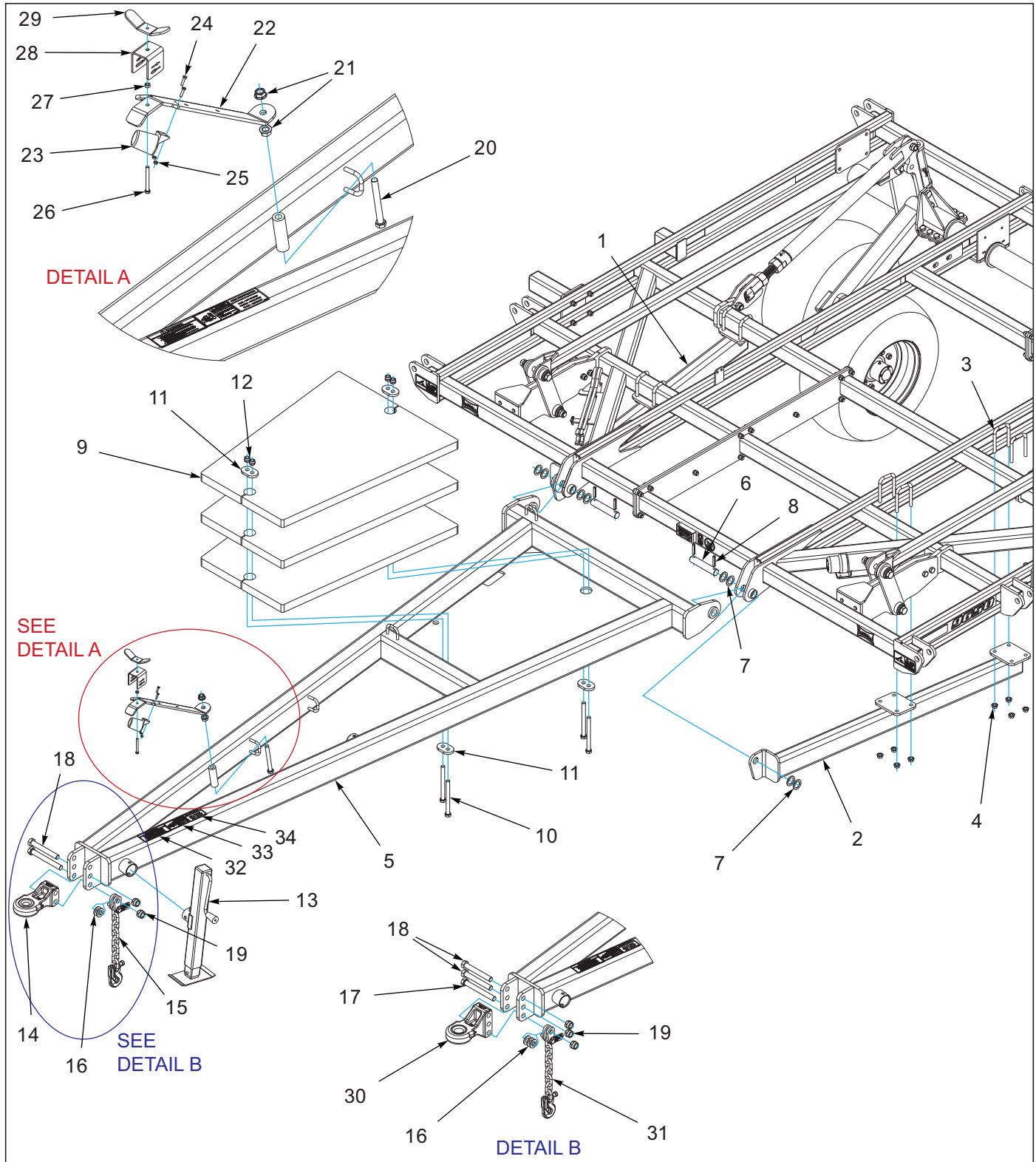


Figure 2-1: Hitch Assembly

## Hitch Assembly

ITEM	PART NUMBER	DESCRIPTION	QTY.	
--	227655	HITCH ASSY, CAT III FH (INCLUDES ITEMS 5, 9, 10, 11, 12, 14, 15, 16, 18, 19, 32, 33, 34)	*	
--	227656	HITCH ASSY, CAT IV FH (INCLUDES ITEMS 5, 9, 10, 11, 12, 16, 18, 19, 30, 31, 32, 33, 34)	*	
1	227686	BRACE, HITCH RIGHT WLDMT	1	1
2	227687	BRACE, HITCH LEFT WLDMT	1	1
3	2-102-010054	U-BOLT	8	8
4	1-512-010005-13	NUT,HEX SLFLKG GRB 5/8-11	16	16
5	227657	HITCH, CULTIVATOR WLDMT	1	1
6	2P377	PIN, 1.44 X 7.25 H2	2	2
7	170258	BUSHING, MACHINE 1-1/2 X 10 GA	8	8
8	172802	PIN SPRING SLOTTED 1/2X2-1/2	4	4
9	227665	PLATE, WEIGHT HITCH	3	3
10	1-654-010061-22	SCREW,HEX CAP,3/4-10UNCX8-1/2	4	4
11	176766	PLATE, WEIGHT LOCK	4	4
12	1-512-010005-15	NUT,HEX,SLFLKG GRB 3/4-10	4	4
13	140647	JACK, SIDE WIND 7000/8000 LB (SEE PAGE 2-4)	1	1
14	177030	HITCH, BALL CAT III (SEE PAGE 2-3)	1	--
15	141434	SAFETY CHAIN 21,000LB	1	--
16	1-861-010032-24	WASHER FL 1IN NARROW ZP	2	3
17	1-654-010125-22	SCREW HX CP 1-8UNCX8-1/2G8ZP	--	2
18	153696	BOLT, HITCH CLEVIS	2	2
19	1-512-010005-19	NUT 1-8 HEX SLF-LOCKING GRB	2	3
20	1-654-010061-19	SCREW,HX CP 3/4-10UNCX7 GR5	1	1
21	103841	NUT,FLG,LNK,SERRATED 3/4-10UNC	2	2
22	200829	BRACKET, HOSE HOLDER	1	1
23	2-368-010287	HARNESS, STOR-A-WAY	1	1
24	1-654-010047-06	SCREW,HX CP 1/4-20UNCX1 GR5	2	2
25	1-512-010005-01	NUT,HEX,SLFLKG GRB 1/4-20	2	2
26	141807	SCREW 3/8-16UNCX3-1/2 ALLTHRD	1	1
27	1-512-010007-07	NUT, HEX 3/8-16 GR2 ZP	1	1
28	141247	CLAMP, HOSE HOLDER	1	1
29	141249	WING NUT, HOSE HOLDER	1	1
30	189451	HITCH, BALL CAT IV 3-HOLE (SEE PAGE 2-3)	--	1
31	156950	SAFETY CHAIN, 41,000 LB	--	1
32	8-573-010084	DECAL WARNING BEFORE OPERATG	1	1
33	141597	DECAL, DANGER ELECTROCUTION	1	1
34	155523	DECAL, HOSE IDENTIFICATION	1	1

## Ball and Clevis Hitches

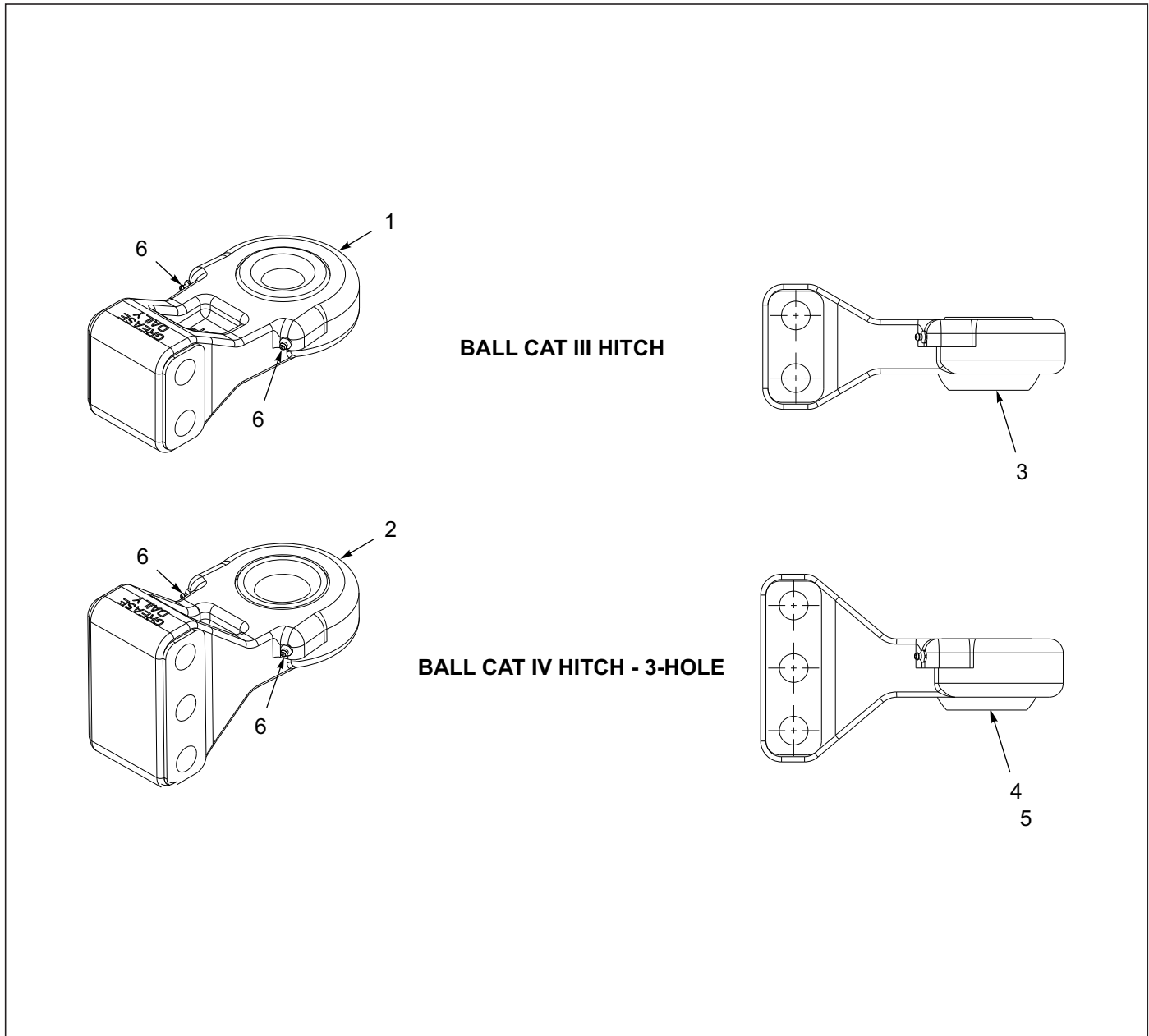
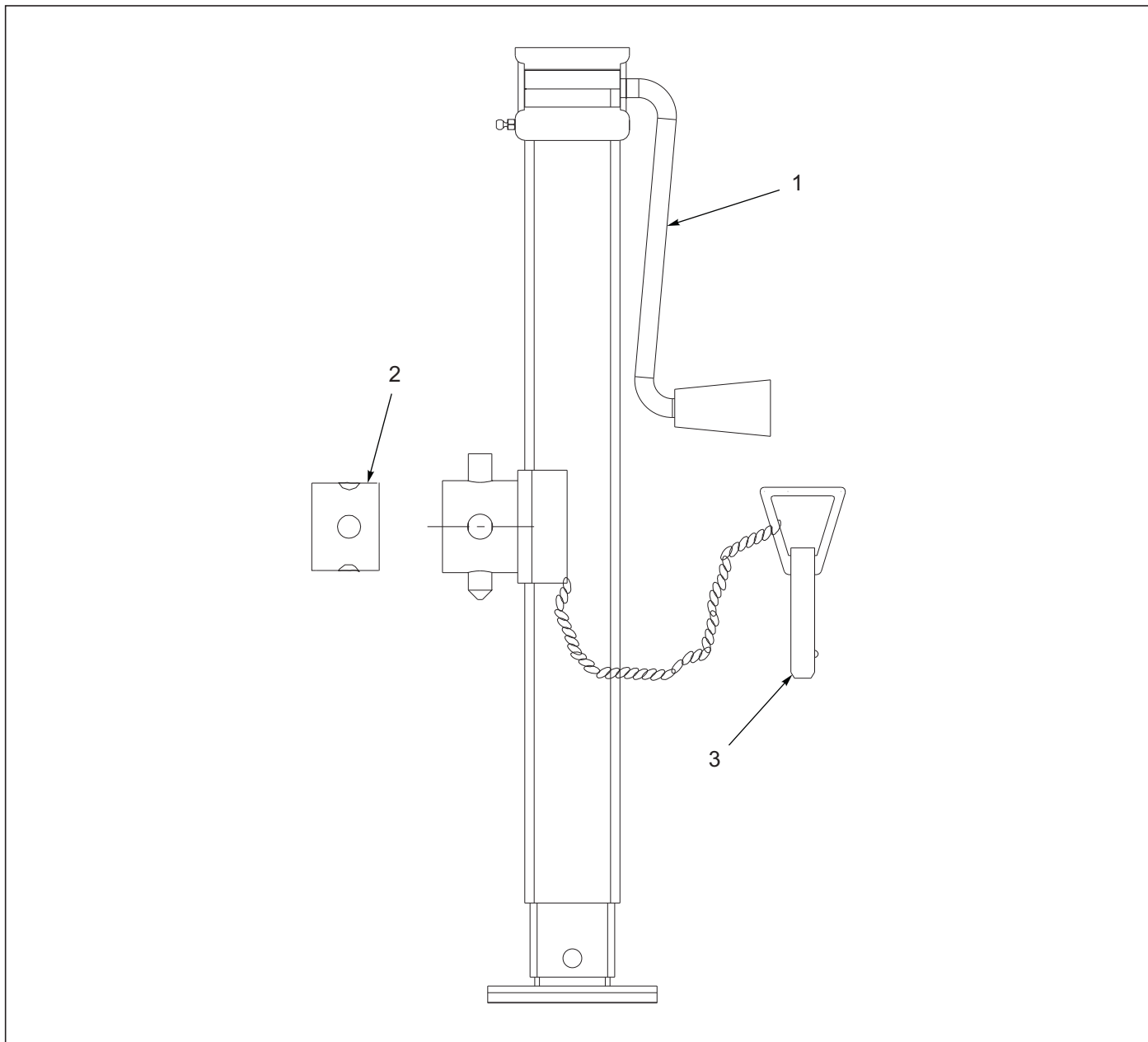


Figure 2-2: Ball and Clevis Hitches

## Ball and Clevis Hitches

ITEM	PART NUMBER	DESCRIPTION	QTY.
1	177030	HITCH, BALL CAT III (INCLUDES ITEMS 3, 6)	1
2	189451	HITCH, BALL CAT IV 3-HOLE (INCLUDES ITEMS 5, 6)	1
3	189453	BUSHING, SPHERICAL 1-1/2 ID	1
4	189453	BUSHING, SPHERICAL 1-1/2 ID (OPTIONAL)	1
5	189454	BUSHING, SPHERICAL 2 ID (STANDARD)	1
6	1-298-010001-1	ZERK FITTING 1/4 SAE	1

## Jack Assembly



**Figure 2-3: Jack Assembly**

## Jack Assembly

ITEM	PART NUMBER	DESCRIPTION	QTY.
--	140647	JACK, SIDE WIND 7000/8000 LB	
1	500171	HANDLE FOR JACK	1
2	141250	TUBE, RD, JACK MOUNT	1
3	142194	5/8" PIN	1

# Frame Assemblies Wing

## Wing Assembly

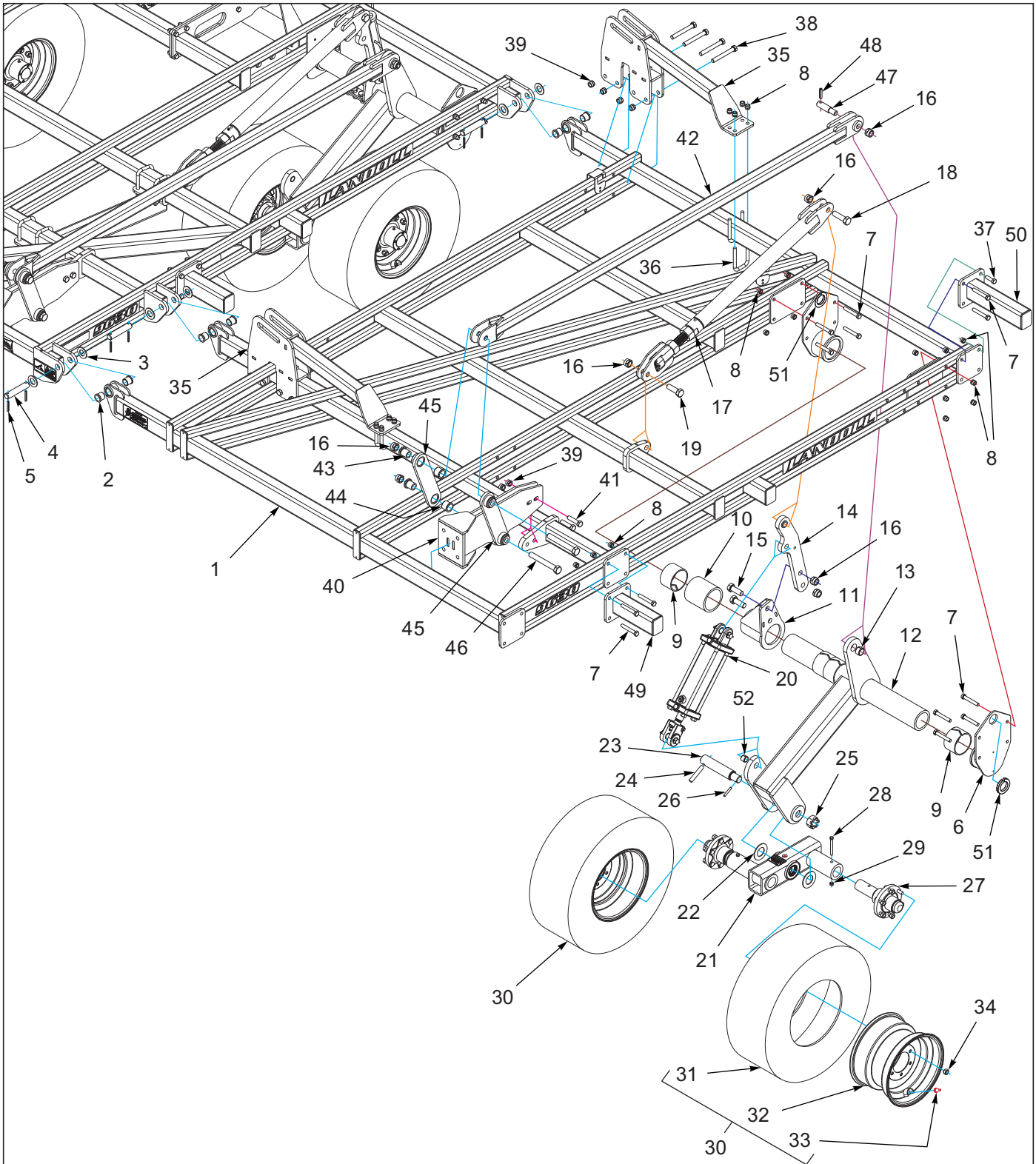


Figure 3-1: Wing Assembly



## Wing Assembly

ITEM	PART NUMBER	DESCRIPTION	QTY.
1	164220	FRAME WLDMT WING LEFT 10' <b>(SHOWN)</b>	1
1	164219	FRAME WLDMT WING RIGHT 10'	1
2	168787	BEARING, FLANGE 1-1/4 X 1-3/8L	12
3	116100	WASHER 1-1/4 NAR FL ZP/CD	12
4	141244	PIN, FOLD	6
5	1-647-010004240	PIN,SPRING,SLOTTED,5/16X2-1/2	12
6	162845	BEARING CAP 4-1/2 WLDMT	4
7	1-654-010059-13	SCREW HEX CAP 5/8-11X4UNC GR5	20
8	1-512-010005-13	NUT,HEX SLFLKG GRB 5/8-11	40
9	164175	BEARING UHMW 4-1/2X3W	8
10	166156	SPACER, BEARING HOUSING	2
11	164256	BEARING, HOUSING WLDMT	2
12	227691	LIFT, WING LEFT WLDMT <b>(SHOWN)</b>	1
12	227690	LIFT, WING RIGHT WLDMT	1
13	2-150-010174	BUSHING,1-5/8X1-1/4X1	4
14	161531	ARM, CYLINDER	2
15	1-654-010065-08	SCREW,HX CP 1-8UNC X 2-3/4GR5	4
16	1-512-010005-19	NUT 1-8 HEX SLF-LOCKING GRB	14
17	227645	ASSY, RAD ROD <b>(SEE PAGE 3-11)</b>	2
18	151508	SCREW HX CP 1-8UNCX3-1/2 GR5	2
19	3J608	SCREW, HX CP 1-8UNC X 3 GR5	4
20	140471	CYLINDER 3-3/4X10 REPHASE <b>(SEE PAGE 7-1)</b>	2
21	199362	WALKING BEAM ASSY 2-1/4 MF <b>(SEE PAGE 1-8)</b>	2
22	171070	WASHER, THRUST 2	4
23	164277	SPINDLE, WALKING BEAM	2
24	156992	PIN, WALKING BEAM SPINDLE	2
25	119118	NUT 1-1/2-12UNF HEX SLOTTEDZP	2
26	127712	PIN SPRING SLOTTED 3/8X2-1/4	2
27	164352	HUB ASSY, 6BOLT 2-1/4 SPINDLE	4
28	141809	SCREW HX CP7/16-14UNC X 4 GR5	4
29	101988	NUT,HEXSLF-LKG 7/16-14 GRB	4
30	142650	TIRE/WHEEL ASSY 280/70R15 <b>(INCLUDES ITEMS 31-33)</b>	4
31	204384	FIRESTONE RADIAL 280/70R15	4
32	140547	WHEEL, 15 X 10 LB 6 BOLT	4
33	415	VALVE STEM	4
34	210606	WHEEL NUT 9/16-18UNF	24
35	229096	MOUNT, FOLD CYLINDER WLDMT	4
36	2-102-010054	U-BOLT	8
37	1-654-010059-05	SCREW,HEX CAP,5/8-11UNCX2 GR5	12
38	W908409-4	SCREW 3/4-10X6 HEX HD CAP	16
39	1-512-010005-15	NUT,HEX,SLFLKG GRB 3/4-10	20
40	227631	MOUNT, GAUGE WHEEL EXT WLDMT	2
41	1-654-010061-09	SCREW HX CP 3/4-10UNCX3 GR5	4
42	224697	LIFT TUBE, GAUGE WHEEL WLDMT	2
43	227640	BUSHING, GAUGE WHEEL	8
44	140599	BEARING, FLANGE 1-1/2"	8
45	227637	LINK, GAUGE WHEEL WLDMT	4
46	100856	SCREW,HHCS,1-8X7-1/2 GR5	4
47	193754	PIN, 1-1/4 X 2-3/4, STEP	2

---

## Wing Assembly

---

ITEM	PART NUMBER	DESCRIPTION	QTY.
48	141251	SPRING PIN,SLOTTED 1/2X2-1/4	2
49	164200	EXTENSION, SHANK 12"	2
50	164201	EXTENSION, SHANK 16" WLDMT	2
51	1-822-010001	TRIM 1350 3/8BLK FINE PEBBLE <b>(CUT TO LENGTH)</b>	
52	2-150-010008	BUSHING 1-1/4ODX1IDX1 STEEL	2



# Hub and Spindle Assembly, 6 Bolt

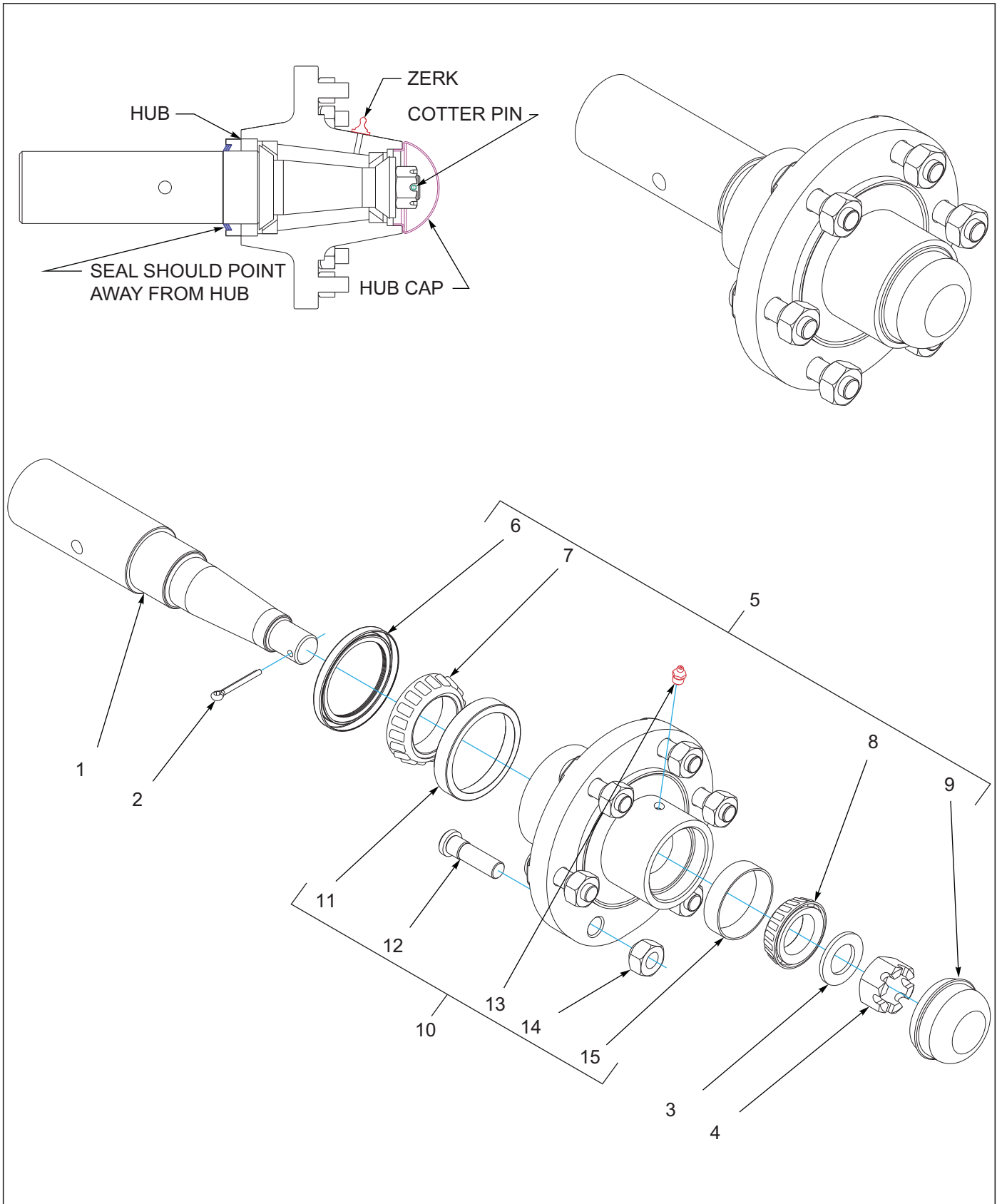


Figure 3-2: Hub and Spindle Assembly, 6 Bolt

## Hub and Spindle Assembly, 6 Bolt

ITEM	PART NUMBER	DESCRIPTION	QTY.
--	164352	HUB ASSY, 6BOLT 2-1/4 SPINDLE	
1	164349	SPINDLE 2-1/4	1
2	1-557-010362-51	PIN, COTTER 3/16X1-1/2	1
3	141238	WASHER, SPINDLE	1
4	1-516-010001-20	NUT, HX SLOT 1-14	1
5	141866	HUB ASSY SIX BOLT <b>(INCL. ITEMS 6-10)</b>	1
6	140554	SEAL GREASE	1
7	102498	BEARING CONE, OUTER, 1.625	1
8	1-076-010007	CONE INNER	1
9	141236	DUST CAP, WHEEL HUB	1
10	140645	HUB W/CUPS, SIX BOLT <b>(INCL. ITEMS 11-15)</b>	1
11	102604	BEARING CUP, OUTER	1
12	143066	STUD BOLT 9/16-18	6
13	5000	ZERK FITTING 1/8NPT	1
14	210606	WHEEL NUT 9/16-18UNF	6
15	1-076-010010	CUP INNER	1

# Front Gauge Wheel Installation

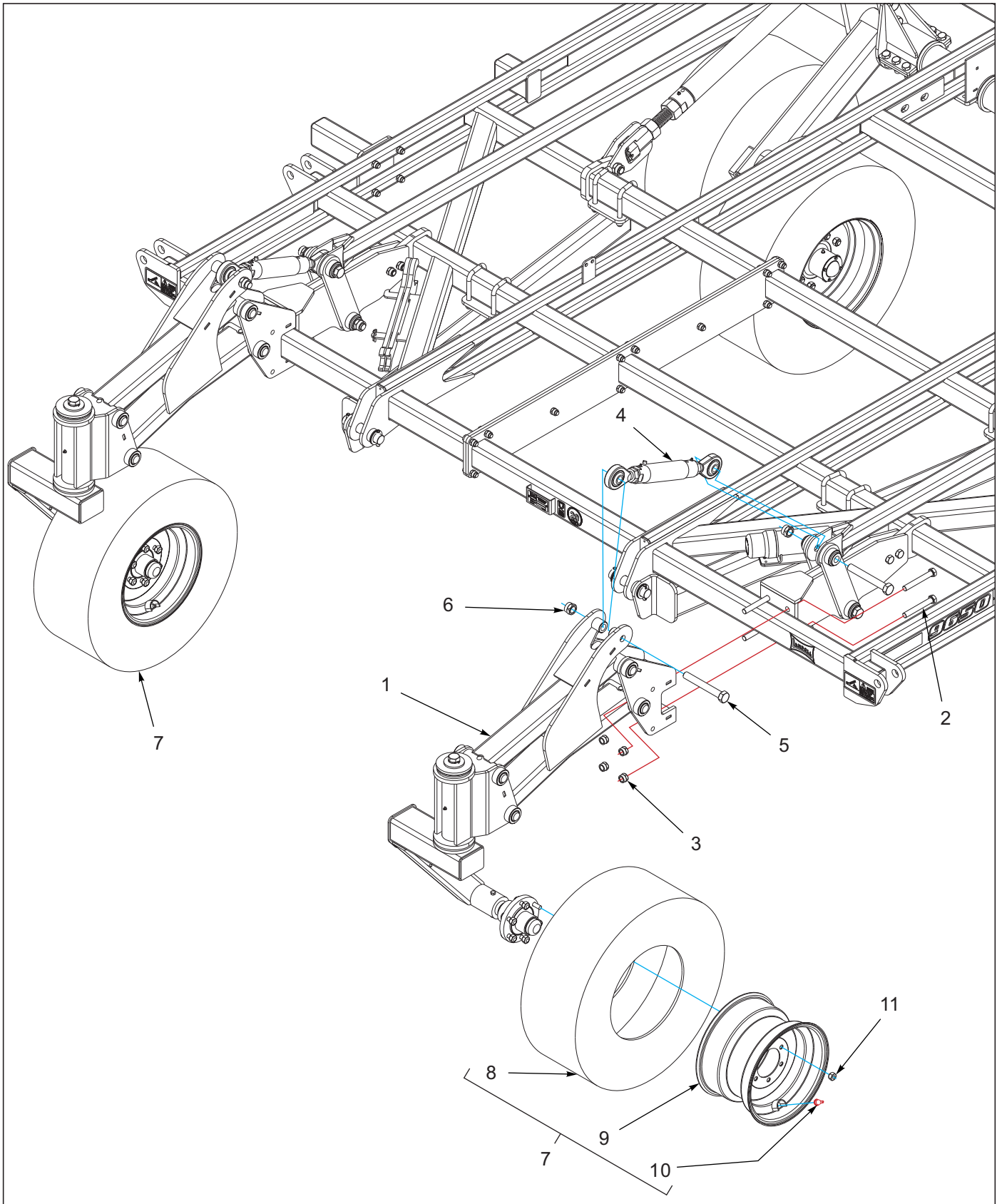


Figure 3-3: Front Gauge Wheel Installation

## Front Gauge Wheel Installation

---

ITEM	PART NUMBER	DESCRIPTION	QTY.
1	228999	GAUGE WHEEL ASSY <b>(SEE PAGE 3-9)</b>	1
2	139201	SCREW,HX CP 3/4-10UNCX5.50GR8	4
3	1-512-010005-15	NUT,HEX,SLFLKG GRB 3/4-10	4
4	158844	RAD ROD, LIFT ASSY <b>(SEE PAGE 3-11)</b>	1
5	100856	SCREW,HHCS,1-8X7-1/2 GR5	2
6	1-512-010005-19	NUT 1-8 HEX SLF-LOCKING GRB	2
7	142650	TIRE/WHEEL ASSY 280/70R15 <b>(INCLUDES ITEMS 8-10)</b>	1
8	204384	FIRESTONE RADIAL 280/70R15	1
9	140547	WHEEL, 15 X 10 LB 6 BOLT	1
10	415	VALVE STEM	1
11	210606	WHEEL NUT 9/16-18UNF	6

# Front Gauge Wheel Assembly

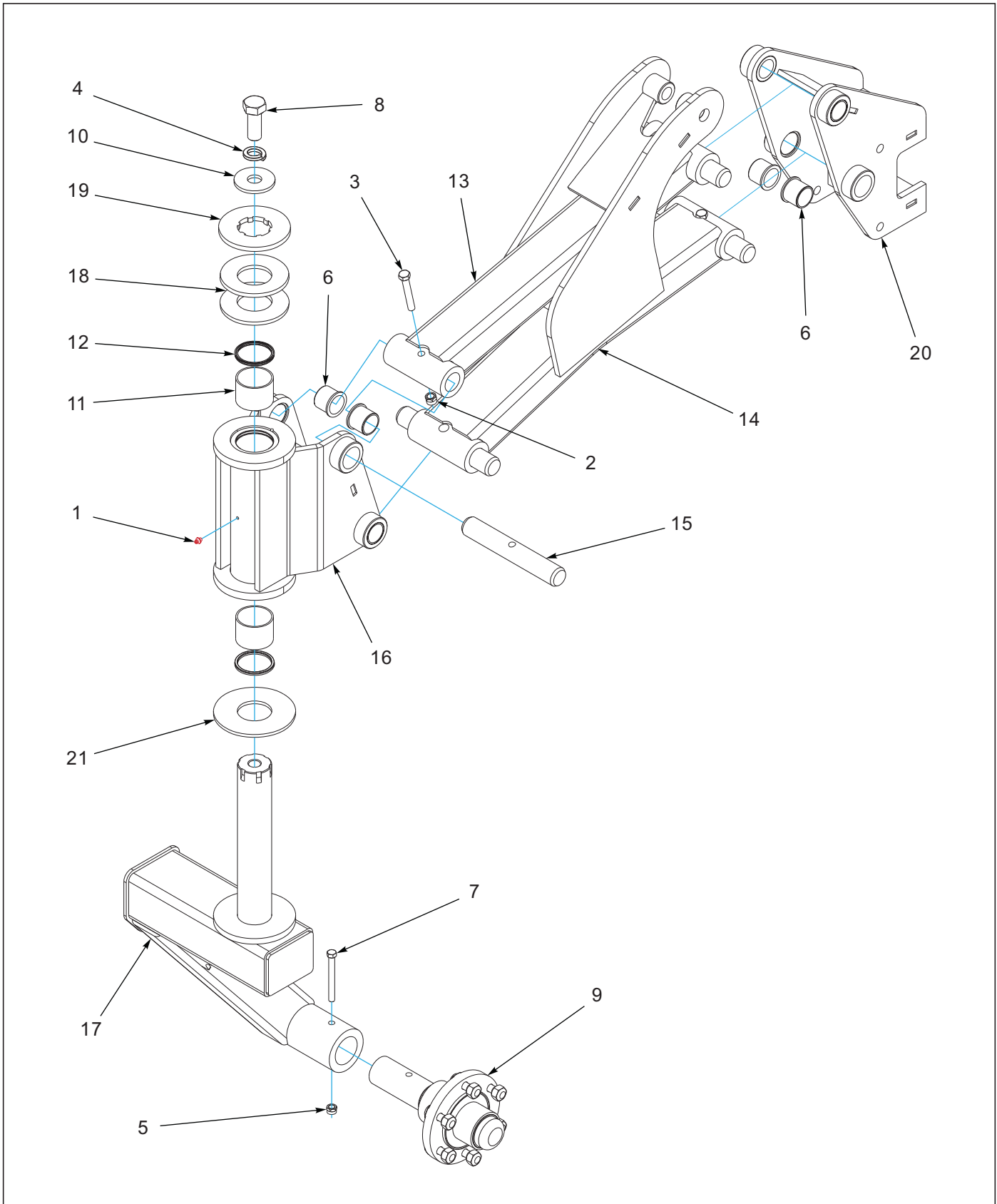


Figure 3-4: Front Gauge Wheel Assembly



## Front Gauge Wheel Assembly

ITEM	PART NUMBER	DESCRIPTION	QTY.
--	228999	GAUGE WHEEL ASSY	
1	1-298-010001-1	ZERK FITTING 1/4 SAE	1
2	1-512-010005-09	NUT,HEX,SLFLKG, 1/2-13 GRB	4
3	1-654-010055-10	SCREW HEX CAP 1/2-13X3-1/4GR5	4
4	1-861-010034-21	WASHER, LKG HEL SPRG 1IN	1
5	101988	NUT,HEXSLF-LKG 7/16-14 GRB	1
6	240687	BEARING, FLANGE 1-1/2	8
7	141809	SCREW HX CP7/16-14UNC X 4 GR5	1
8	151528	SCREW, HX CP 1-8UNCX2-1/2 GR5	1
9	164352	HUB ASSY, 6BOLT 2-1/4 SPINDLE <b>(SEE PAGE 3-5)</b>	1
10	173850	HEAVY WASHER	1
11	187163	BUSHING,2-3/4 X 2-1/2 X 2 LONG	2
12	187166	SEAL, POLYPAK - 2-1/2"	2
13	227602	LINK, TOP GAUGE WHEEL WLDMT	1
14	227603	LINK, BOTTOM GAUGE WHEEL WLDMT	1
15	227607	PIN, GAUGE WHEEL	4
16	227608	HUB, GAUGE WHEEL WLDMT	1
17	227614	AXLE, GAUGE WHEEL WLDMT	1
18	227621	WASHER, SPRING 2.53 ID	2
19	227622	WASHER, SPRING RETAINING	1
20	227625	MOUNT, GAUGE WHEEL WLDMT	1
21	227643	WASHER, THRUST	1

# Radius Rod Assembly

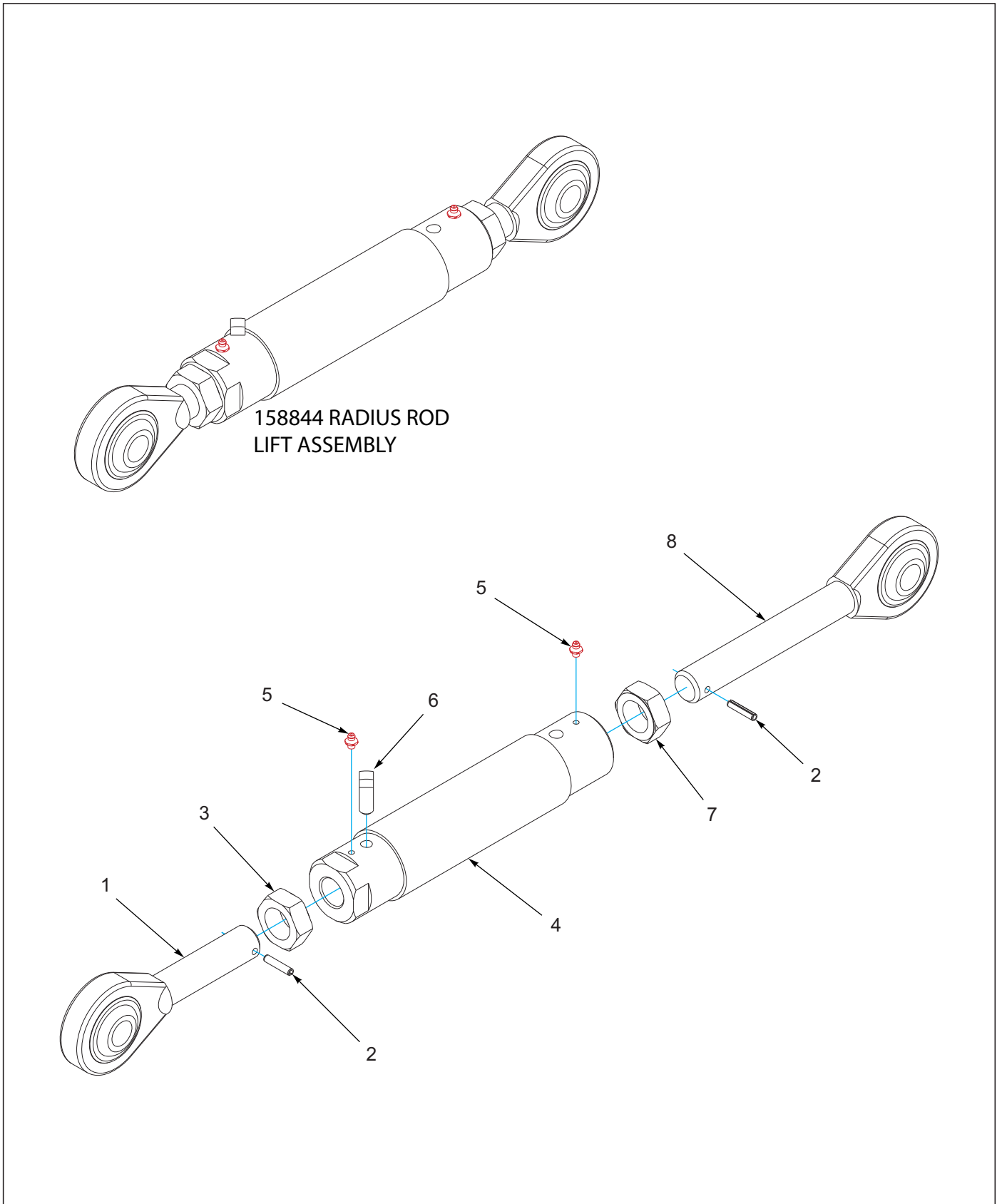


Figure 3-5: Radius Rod Assembly

## Radius Rod Assembly

---

ITEM	PART NUMBER	DESCRIPTION	QTY.
--	158844	RAD ROD, LIFT ASSY	
1	159557	SCREW, SHORT, RH RADIUS ROD	1
2	0600-250-01250	ROLL PIN 1/4X1-1/4 LONG	2
3	100823	NUT,HEX JAM,1-1/4-7 GR2	1
4	158843	RADIUS ROD WLDMT 13"	1
5	1-298-010001-1	ZERK FITTING 1/4 SAE	2
6	1-654-010080-2	SCREW SET1/2X1-1/4 SQHD CP PT	1
7	153803	NUT 1-1/4-7 HX JAM,UNC LH GR2	1
8	2-654-010097	SCREW, LH RADIUS ROD	1

# Fold Assemblies

## Center Frame Fold Bracket Assembly

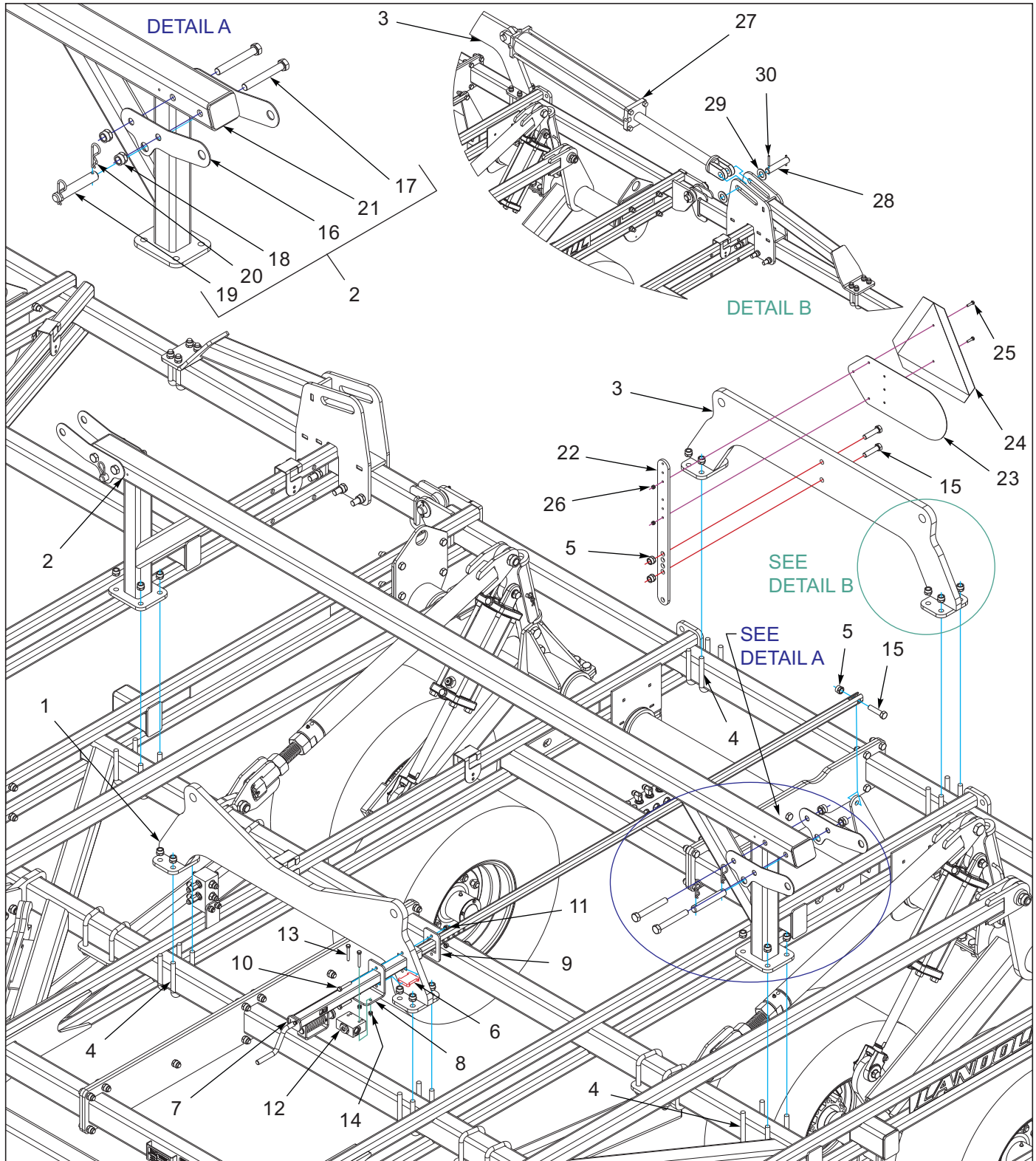


Figure 4-1: Center Frame Fold Bracket Assembly

## Center Frame Fold Bracket Assembly

ITEM	PART NUMBER	DESCRIPTION	QTY.
1	191488	MOUNT WLDMT FOLD CYL FRONT	1
2	232487	WING STABILIZER ASSY, 9630 <b>(INCLUDES ITEMS 16-21)</b>	1
3	191490	MOUNT WLDMT FOLD CYL REAR	1
4	2-102-010054	U-BOLT	12
5	1-512-010005-13	NUT,HEX SLFLKG GRB 5/8-11	15
6	164126	PLATE, SLIDE	1
7	164260	TUBE ASSY, DEPTH STOP <b>(SEE PAGE 4-3)</b>	1
8	164125	MOUNT, DCV VALVE	1
9	166250	CLAMP PLATE STROKE CONTROL	1
10	1-654-010051-09	SCREW,HEX CAP,3/8-16UNCX2 GR5	2
11	1-512-010005-05	NUT, HEX, SLFLKG GRB 3/8-16	2
12	203467	VALVE-LIMIT, STROKE	1
13	108628	SCREW HX CP 5/16-18UNCX2-1/4	2
14	1-512-010005-03	NUT HEX SLFLKG GRB 5/16-18	2
15	1-654-010059-07	SCREW HX CP 5/8-11UNCX2-1/2G5	3
16	164286	BRACKET, WING STABILIZER	4
17	1-654-010061-16	SCREW 3/4-10UNCX5-1/2 HXCP G5	4
18	1-512-010005-15	NUT,HEX,SLFLKG GRB 3/4-10	4
19	8-557-010149	PIN 1 DIA X 6	2
20	1-557-010013	PIN, HAIR 3/16 DIA	4
21	166248	WING STABILIZER WLDMT 9630	1
22	164142	BRACKET, SMV MOUNTING	1
23	224590	MOUNT, SIS DECAL	1
24	70260977	SMV EMBLEM	1
25	1-654-010047-06	SCREW,HX CP 1/4-20UNCX1 GR5	2
26	1-512-010005-01	NUT,HEX,SLFLKG GRB 1/4-20	2
27	167575	CYLINDER, 4-1/2 X 30, 2DIA ROD <b>(SEE PAGE 7-3)</b>	4
28	141244	PIN, FOLD	4
29	116100	WASHER 1-1/4 NAR FL ZP/CD	8
30	1-647-010004240	PIN,SPRING,SLOTTED,5/16X2-1/2	8

# Depth Stop Tube Assembly

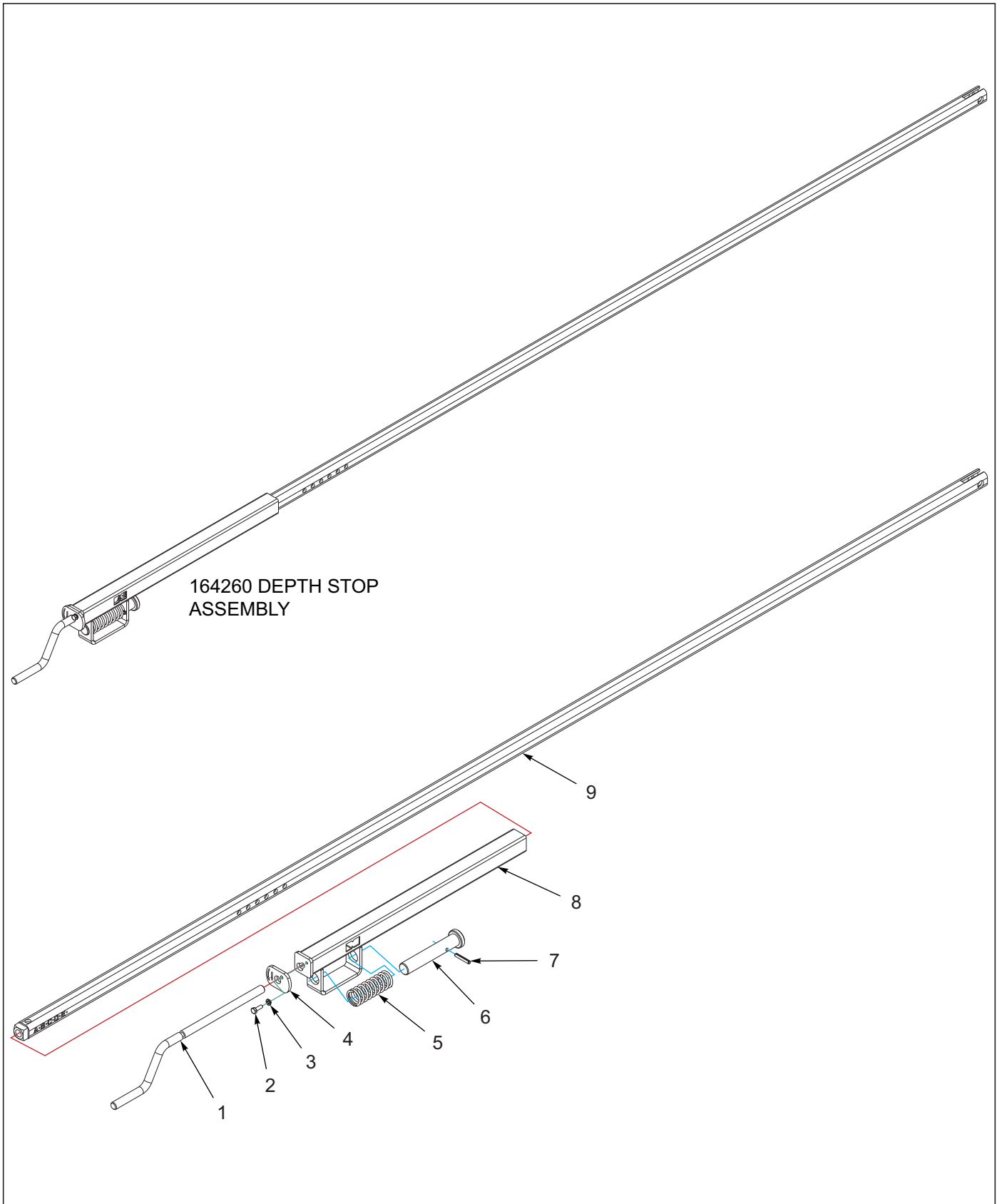


Figure 4-2: Depth Stop Tube Assembly

---

## Depth Stop Tube Assembly

---

ITEM	PART NUMBER	DESCRIPTION	QTY.
--	164260	TUBE ASSY, DEPTH STOP	
1	141217	HANDLE, DEPTH STOP	1
2	1-654-010047-04	SCREW,HEX CAP,1/4-20X3/4 GR5	1
3	1-861-010034-09	WASHER, LKG HLCL SPR, 1/4	1
4	166158	WASHER, DEPTH STOP	1
5	122917	SPRING COMPRESSION,4-1/2 MONO	1
6	141213	PIN, DEPTH STOP	1
7	1-647-010004217	SPRING PIN, SLOTTED 1/4X1-1/2	1
8	164263	TUBE, DEPTH STOP W/INDICATOR	1
9	164261	TUBE, DEPTH STOP WLDMT	1

# Shank Assemblies

## Shank Assembly Spring

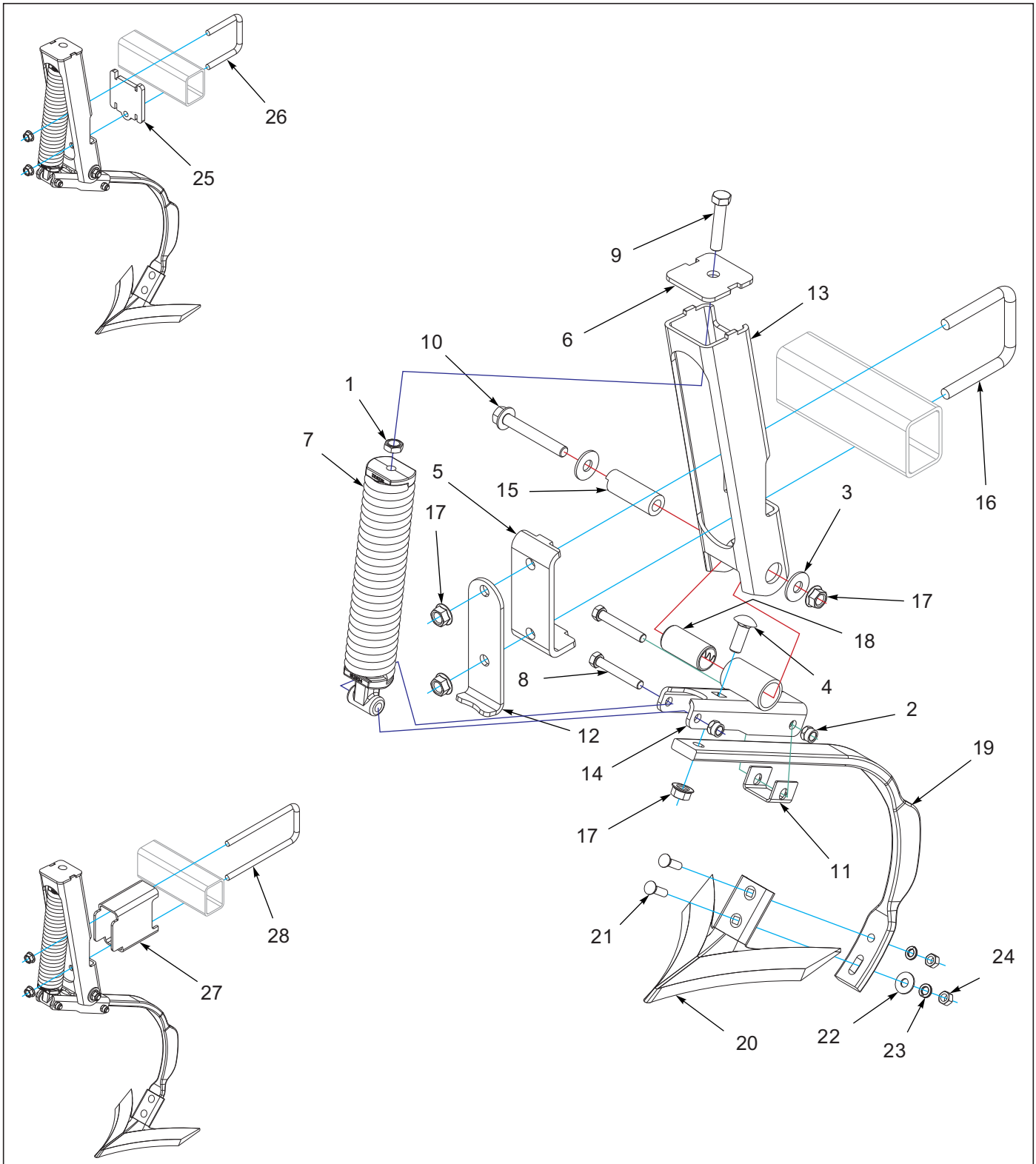


Figure 5-1: Shank Assembly Spring



## Shank Assembly Spring

ITEM	PART NUMBER	DESCRIPTION	QTY.
--	172670	SHANK ASSY, SPRING <b>(INCLUDES ITEMS 1-18)</b>	
1	1-511-010001-07	NUT, HEX JAM 5/8-11	1
2	1-512-010005-09	NUT,HEX,SLFLKG, 1/2-13 GRB	2
3	1-861-010032-19	WASHER, FLAT 5/8 W ZP/CD	2
4	133662	SCRW RDHD SHT SQNK5/8-11X1.75	1
5	162904	CLAMP, SHANK MOUNT	1
6	162906	PLATE, SPRING	1
7	162930	SPRING ASSY	1
8	164146	SCREW, HEX CAP 1/2-13X3-1/4	2
9	164147	SCREW HX CAP5/8-11X3 2-1/2THD	1
10	164192	SCREW 5/8-11UNCX4-1/2 FLG HD	1
11	166160	CLAMP, SHANK	1
12	172662	STOP, SPRING SHANK	1
13	172666	MOUNT, SHANK	1
14	172667	CLAMP, SHANK <b>(INCLUDES ITEMS 18)</b>	1
15	172671	BUSHING, CLAMP	1
16	2-102-010004	BOLT U STANDARD GAUGE WHEEL	3
17	29SFFL 5811	NUT,FLANGE HEAD LOCK5/8-11UNC	4
18	172672	BUSHING 1-1/2 X 1-1/4 X2-15/16	1
19	185928	SHANK,5/8 X 1-3/4 EDGE BENT	1
20	108676	SWEEP 1/4X9 ULTRAWING <b>(SHOWN)</b>	
20	108675	SWEEP 1/4X8 ULTRAWING	
20	8-689-010006	9IN SWEEP	
20	8-689-010007	7IN SWEEP	
20	8-689-010008	8IN SWEEP	
20	8-689-010009	SWEEP 10 IN 810-800A	
21	7/16-14X1-3/4PB	BOLT,PLOW 7/16X1-3/4 GR5 ZP	2
22	1-861-010032-13	WASHER FLAT 7/16	1
23	1-861-010034-12	WASHER,LOCKING HLC SPG 7/16	2
24	1-512-010007-08	NUT, HEX 7/16-14 GR2 ZP	2
25	194616	EXTENSION SPRING SHANK	4
26	6-102-010009	U-BOLT RIGID GA WHEEL	4
27	164314	EXTENSION, SPRING SHANK 6-1/4	2
28	158841	U-BOLT,5/8X4-11/16X10-3/4	2

# Shank Assembly Spring S-Tine

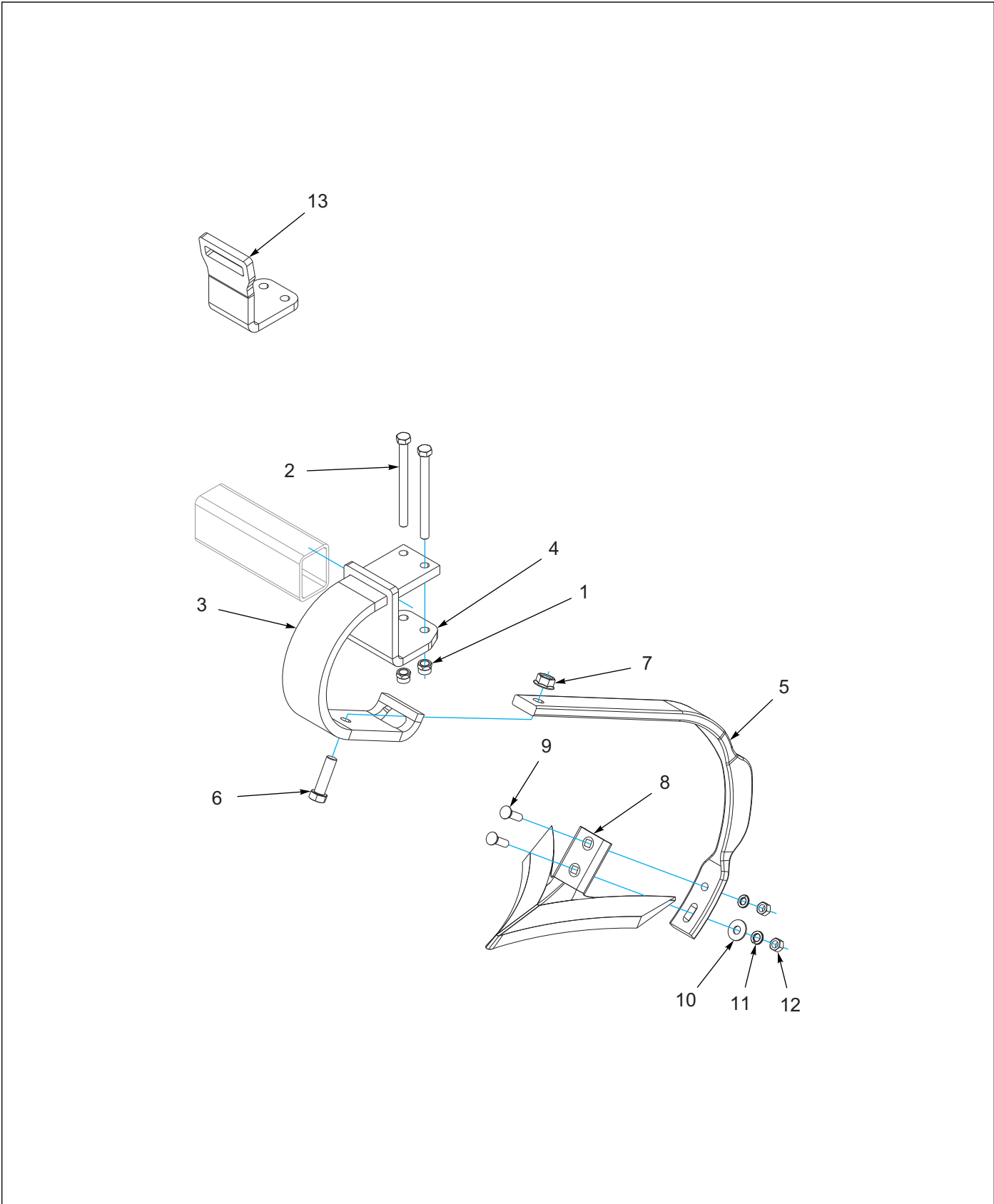


Figure 5-2: Shank Assembly Spring S-Tine

## Shank Assembly S-Tine

ITEM	PART NUMBER	DESCRIPTION	QTY.
--	166200	SHANK ASSY,S-TINE <b>(INCLUDES ITEMS 1-4)</b>	
1	1-512-010005-09	NUT,HEX,SLFLKG, 1/2-13 GRB	2
2	1-654-010055-17	SCREW,HEX CAP,1/2-13UNCX6 GR5	2
3	166199	SPRING CLAMP,S-TINE	1
4	166201	CLAMP S-TINE	1
5	185928	SHANK,5/8 X 1-3/4 EDGE BENT	1
6	1-654-010059-06	SCREW,HEX CAP 5/8-11X2-1/4 G5	1
7	29SFFL 5811	NUT,FLANGE HEAD LOCK5/8-11UNC	2
8	108676	SWEEP 1/4X9 ULTRAWING <b>(SHOWN)</b>	
8	108675	SWEEP 1/4X8 ULTRAWING	
8	8-689-010006	9IN SWEEP	
8	8-689-010007	7IN SWEEP	
8	8-689-010008	8IN SWEEP	
8	8-689-010009	SWEEP 10 IN 810-800A	
9	7/16-14X1-3/4PB	BOLT,PLOW 7/16X1-3/4 GR5 ZP	2
10	1-861-010032-13	WASHER FLAT 7/16	1
11	1-861-010034-12	WASHER,LOCKING HLC SPG 7/16	2
12	1-512-010007-08	NUT, HEX 7/16-14 GR2 ZP	2

# Hydraulic Assemblies

## Hydraulic Assembly Lift

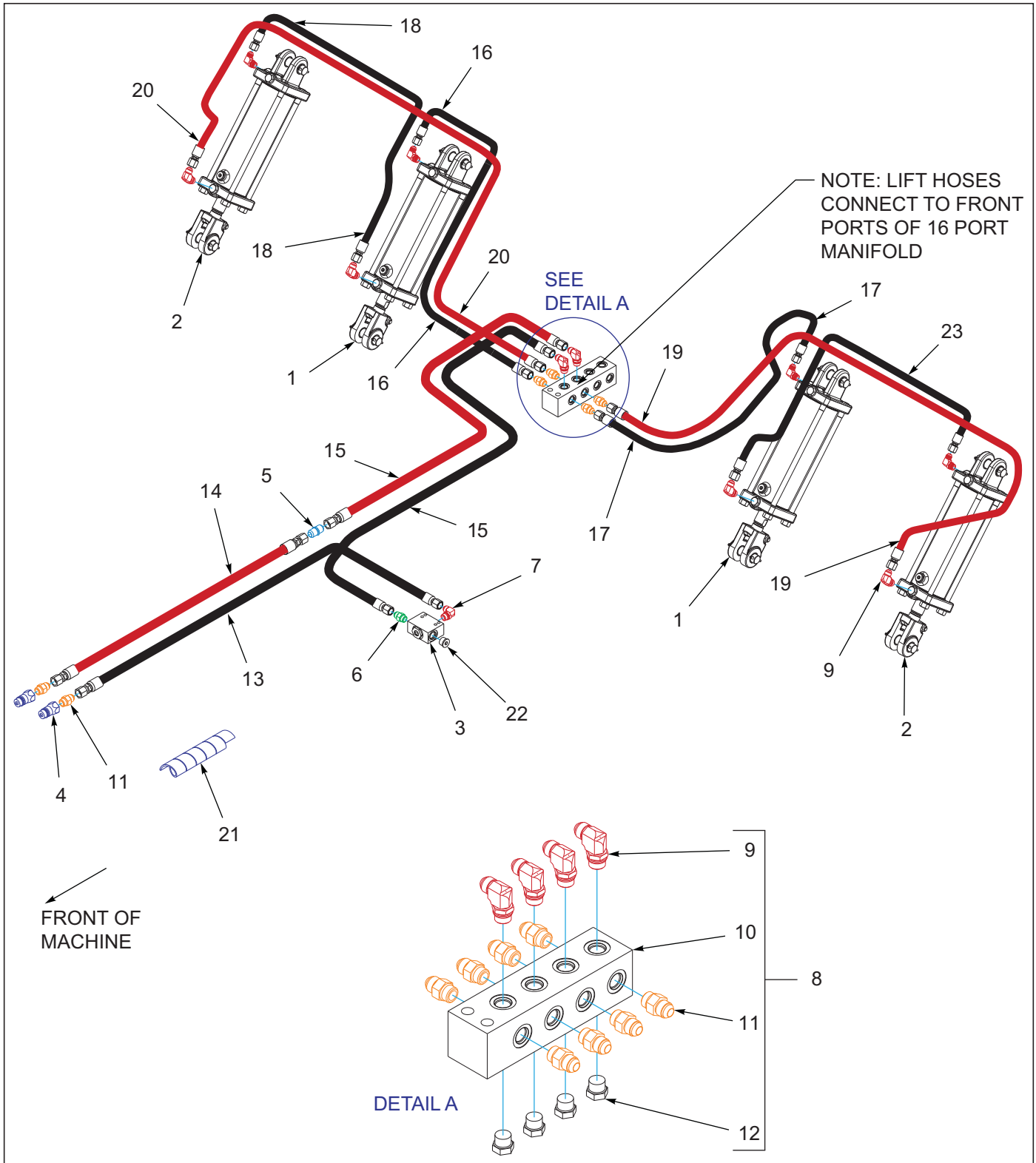


Figure 6-1: Hydraulic Assembly Lift

## Hydraulic Assembly Lift

ITEM	PART NUMBER	DESCRIPTION	QTY.
1	140470	CYLINDER 4X10 REPHASE (SEE PAGE 7-2)	2
2	140471	CYLINDER 3-3/4X10 REPHASE (SEE PAGE 7-1)	2
3	203467	VALVE-LIMIT, STROKE	1
4	141828	COUPLER,MALE 3/4-16 O-RING	2
5	148338	FITTING, UNION SAE 37 8X8	1
6	202702-10-8S	ADAPTER, #10 O-RING #8 TUBE	1
7	2062-10-8S	ADAPTER,90, #10 O-RING-TUBE	1
8	166252	MANIFOLD ASSY LIFT/FOLD (INCLUDES ITEMS 9-12)	1
9	2062-8-8S	ADAPTER, 90, #8 O-RING-TUBE	14
10	141594	MANIFOLD, HYDRAULIC 16 PORT	1
11	202702-8-8S	ADAPTER #8 O-RING TO #8 TUBE	6
12	1-007-010025	PLUG, 3/4-16 O-RING BOSS	2
13	229049	HOSE ASSY, 1/2X306, SAE37,STR	1
14	187439	HOSE ASY 1/2X214,SAE37 STR-STR	1
15	164303	HOSE ASSY,1/2X138 SAE37 STR	2
16	181801	HOSE ASSY, 3/8x58 #8 JIC SWIV	1
17	116489	HOSE ASSY 3/8X64 #8 JIC SW	1
18	122911	HOSE ASSY 3/8X168,#8JIC SWVL	1
19	153621	HOSE ASSY 3/8X212 #8 JIC SWIV	2
20	141882	HOSE ASSY 3/8X206 #8 JIC SWIV	1
21	155528	HOSE WRAP, BLUE 1" ID X 8"	1
22	143853	PLUG #10 M ORB HEX SOCKET	1
23	159569	HOSE ASSY 3/8X161,#8JIC SWVL	1

# Hydraulic Assembly Fold

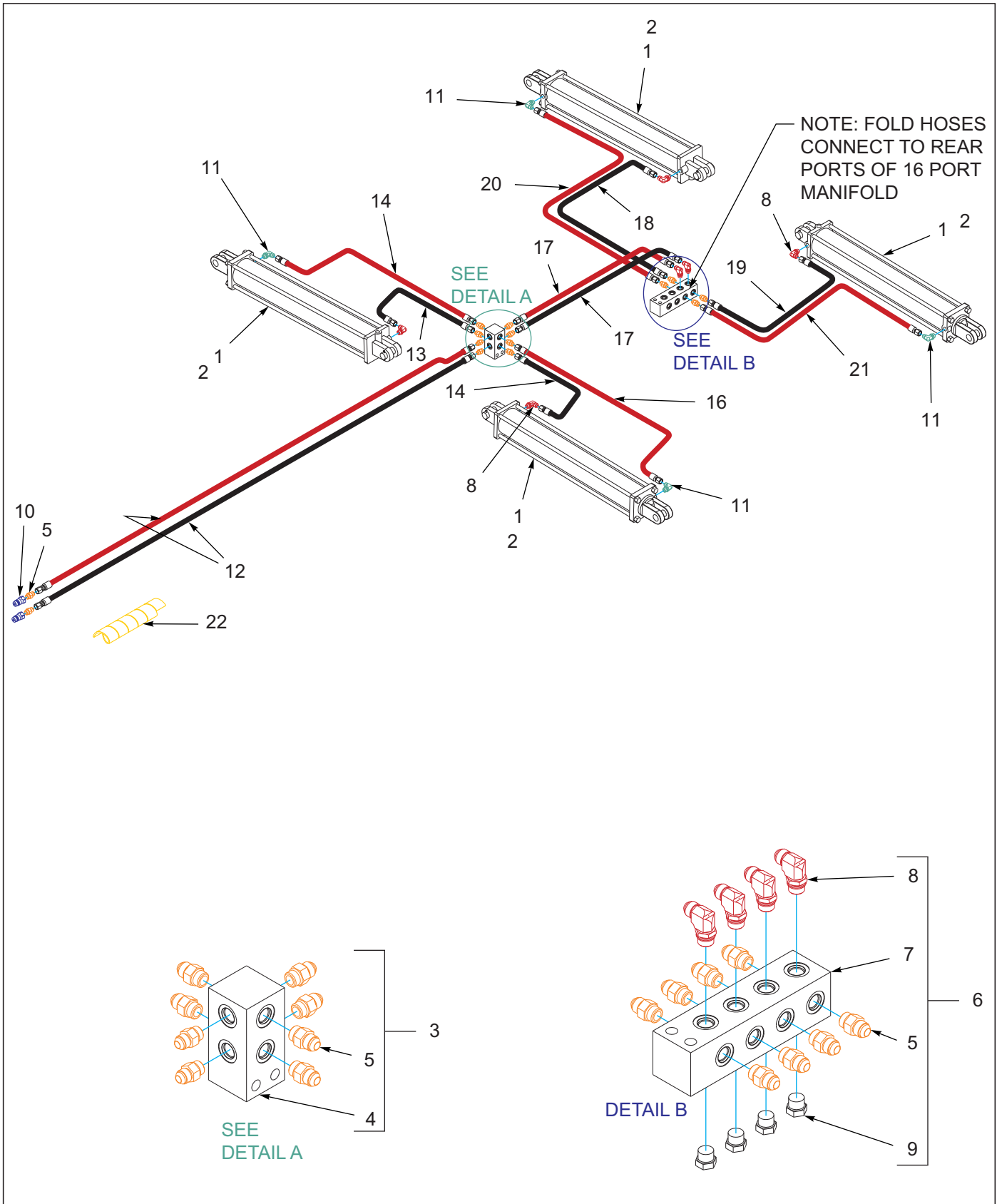


Figure 6-2: Hydraulic Assembly Fold

## Hydraulic Assembly Fold

ITEM	PART NUMBER	DESCRIPTION	QTY.
1	167618	CYL ASM, 4-1/2 X 30 W/FITTINGS <b>(INCLUDES ITEMS 2, 8, 11)</b>	4
2	167575	CYLINDER, 4-1/2 X 30, 2DIA ROD <b>(SEE PAGE 7-3)</b>	4
3	166253	MANIFOLD ASSY FOLD <b>(INCLUDES ITEMS 4, 5)</b>	1
4	2-474-010022	MANIFOLD HYDRAULIC, 6 HOSE	1
5	202702-8-8S	ADAPTER #8 O-RING TO #8 TUBE	12
6	166252	MANIFOLD ASSY LIFT/FOLD <b>(INCLUDES ITEMS 5, 7, 8, 9,)</b>	1
7	141594	MANIFOLD, HYDRAULIC 16 PORT	1
8	2062-8-8S	ADAPTER, 90, #8 O-RING-TUBE	8
9	1-007-010025	PLUG, 3/4-16 O-RING BOSS	2
10	141828	COUPLER,MALE 3/4-16 O-RING	2
11	141826	ELBOW 90 1/16 RES	4
12	203596	HOSE ASSY 3/8X310,-8FJX,-8FJX	2
13	147582	HOSE ASSY 3/8X24 #8 JIC SWIV	1
14	71508992	HOSE ASSY .38 X 50	1
15	71508985	HOSE ASSY .38 X 30	1
16	71508987	HOSE ASSY 3/8 X 86	1
17	71508988	HOSE ASSY 3/8 X 80	2
18	1-397-010369036	HOSE ASSY 3/8X36,#8 JIC SWVL	1
19	117259	HOSE ASSY 3/8X48 #8JIC	1
20	153843	HOSE ASSY 3/8X67 #8 JIC SWIV	1
21	116490	HOSE ASSY 3/8X78 #8 JIC SW	1
22	155529	HOSE WRAP, YELLOW 1" ID X 8"	1

# Cylinders

## Cylinder Assembly 3-3/4 x 10, Rephase

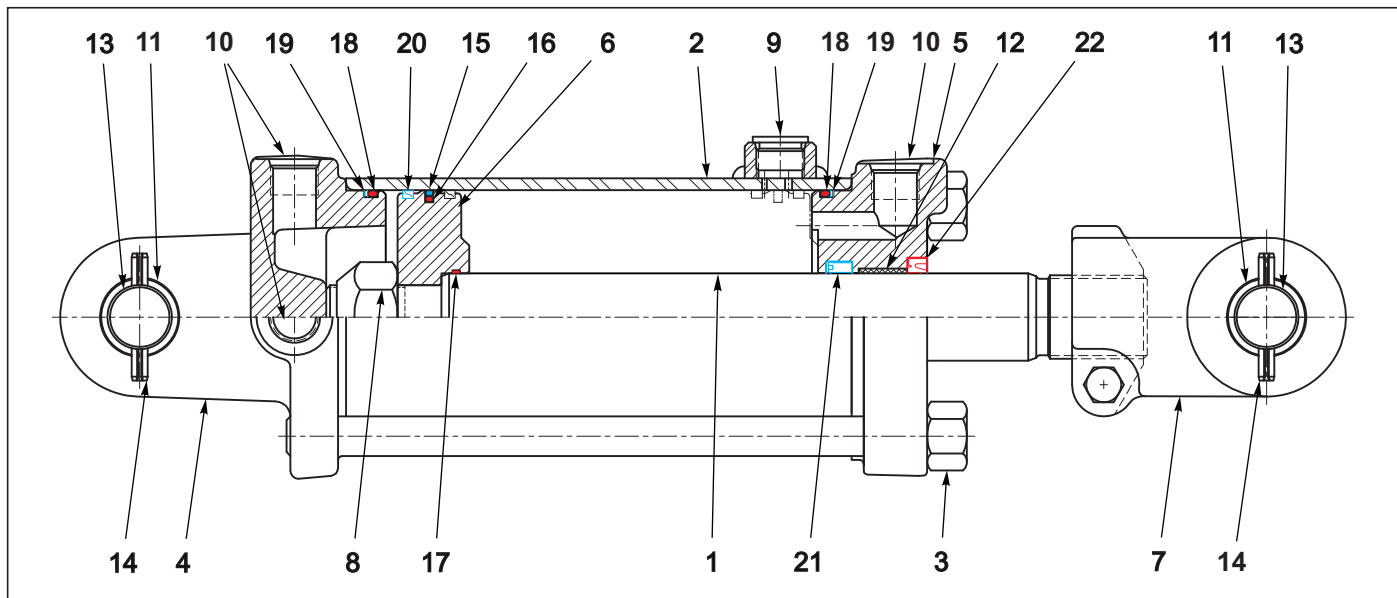


Figure 7-1: Cylinder Assembly 3-3/4 x 10, Rephase

## Cylinder Assembly 3-3/4 x 10, Rephase

ITEM	PART NUMBER	DESCRIPTION	QTY.
--	140471	CYLINDER, 3-3/4 X 10, REPHASE (1" PINS)	
1	----	PISTON, ROD	1
2	----	TUBE ASSY	1
3	----	TIEROD ASSY	1
4	142116	BUTT CLEVIS ASSEMBLY	1
5	111871	GLAND ASSY	1
6	----	PISTON ROD	1
7	142110	CLEVIS ASSY	1
8	----	NUT, LOCK	1
9	----	PLUG, PORT	1
10	----	PLUG, PORT	3
11	142112	BUSHING	4
12	141301	BUSHING	1
13	143994	PIN, CLEVIS	2
14	111789	ROLL PIN	4
15	----	TEFLON SEAL	1
16	----	O- RING	1
17	----	O- RING	1
18	----	O- RING	2
19	----	BU- WASHER	2
20	----	BEARING RING	2
21	----	U- CUP	1
22	----	CANNED WIPER	1
23	142103	PACKING KIT (NOT SHOWN) (INCLUDES ITEMS 15-22)	



### Cylinder Assembly 4 x 10, Rephase

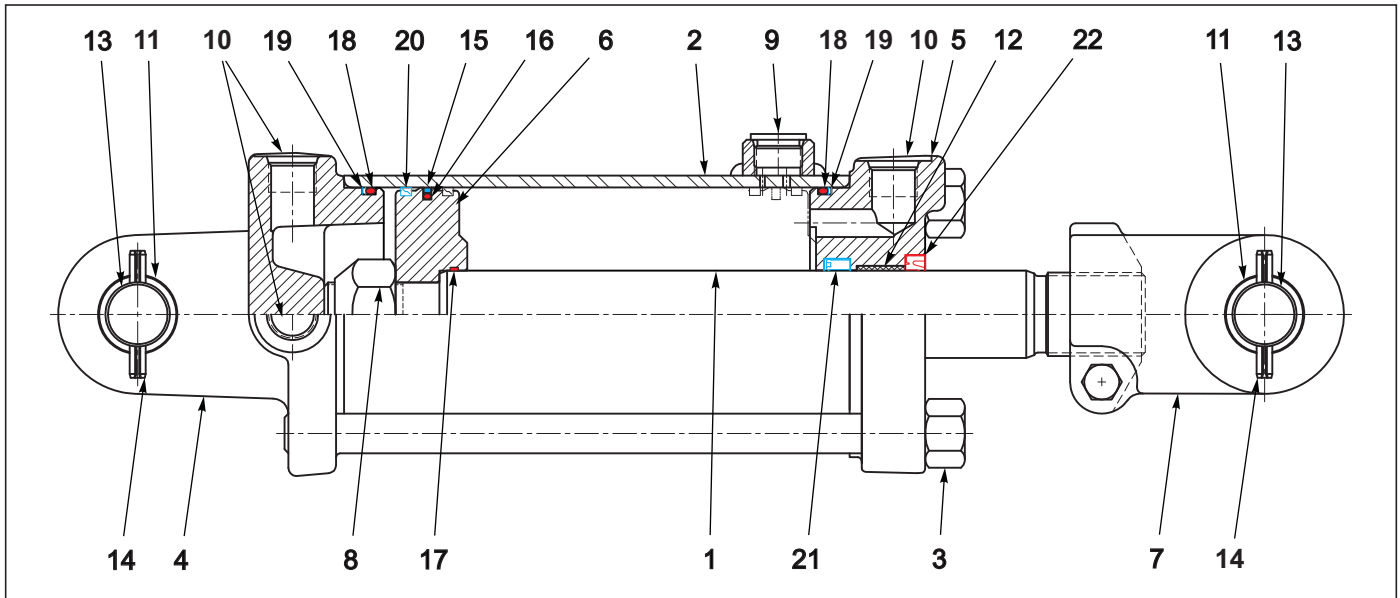


Figure 7-2: Cylinder Assembly 4 x 10, Rephase

### Cylinder Assembly 4 x 10, Rephase

ITEM	PART NUMBER	DESCRIPTION	QTY.
--	140470	CYLINDER 4X10 REPHASE (1" PINS)	
1	----	PISTON, ROD	1
2	----	TUBE	1
3	----	TIEROD ASSY	1
4	142114	BUTT CLEVIS ASSY	1
5	142109	GLAND ASSEMBLY	1
6	----	PISTON	1
7	142110	CLEVIS ASSEMBLY	1
8	----	NUT, LOCK	1
9	----	PLUG, PORT	1
10	----	PLUG, PORT	3
11	142112	BUSHING	4
12	141301	BUSHING	1
13	143994	PIN, CLEVIS	2
14	111789	ROLL PIN	4
15	----	TEFLON SEAL	1
16	----	O- RING	1
17	----	O- RING	1
18	----	O- RING	2
19	----	BU- WASHER	2
20	----	BEARING RING	2
21	----	U- CUP	1
22	----	CANNED WIPER	1
23	142111	PACKING KIT (NOT SHOWN) (INCLUDES ITEMS 15-22)	

### Cylinder Assembly 4-1/2 x 30

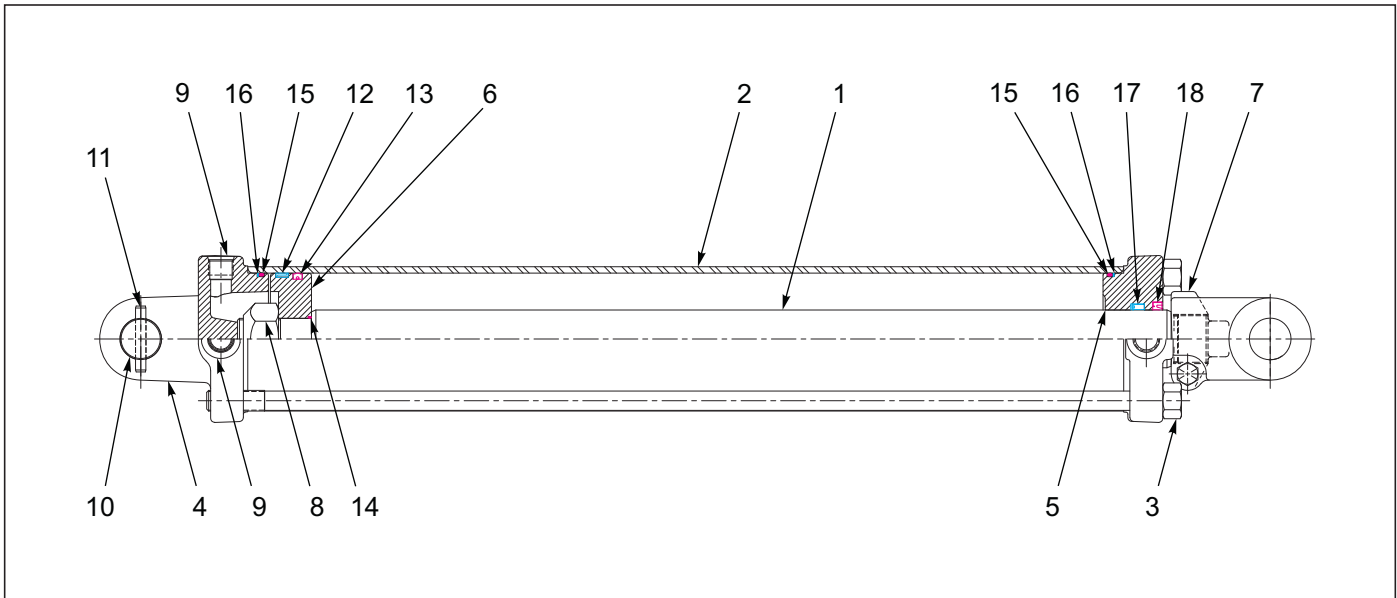


Figure 7-3: Cylinder Assembly 4-1/2 x 30

### Cylinder Assembly 4-1/2 x 30

ITEM	PART NUMBER	DESCRIPTION	QTY.
--	167575	CYLINDER, 4-1/2 X 30, 2DIA ROD	
1	----	PISTON ROD	1
2	----	TUBE	1
3	----	TIEROD ASSEMBLY	4
4	218648	BUTT	1
5	169549	GLAND	1
6	----	PISTON	1
7	100000362	CLEVIS ASSEMBLY	1
8	----	LOCKNUT	1
9	----	PORT PLUG	3
10	169550	CLEVIS PIN	1
11	111789	ROLL PIN	2
12	----	BEARING RING	2
13	----	CROWN SEAL	1
14	----	O-RING	1
15	----	O-RING	2
16	----	BU-WASHER	2
17	----	U-CUP	1
18	----	WIPER	2
19	169552	PACKING KIT (NOT SHOWN) (INCLUDES ITEMS 12-18)	









# Electrical

## Electrical Assembly W/LED Lights Wiring Chart

7-PIN CONN.	4-PIN TOWER	CIRCUIT	WIRE COLOR
1	D	GROUND	WHITE 
2	-	WORK LAMPS	BLACK 
3	B	LEFT FLASHING & TURN	YELLOW 
4	-	STOP LAMPS	RED 
5	A	RIGHT FLASHING & TURN	GREEN 
6	C	TAIL LAMPS	BROWN 
7	-	SWITCHED POWER (12 V)	BLUE 

MAIN WARNING LIGHT HARNESS - WIRING CHART

	RIGHT AMBER	RIGHT RED		LEFT RED	LEFT AMBER
	2-PIN TOWER	3-PIN TOWER	6-PIN SHROUD	3-PIN TOWER	2-PIN TOWER
 BLACK LEFT TURN			A	C	
 WHITE GROUND	A	A	B	A	A
 BROWN TAIL LIGHT		B	C	B	
 YELLOW LEFT TURN			D		B
 GREEN RIGHT TURN	B		E		
 RED RIGHT TURN		C	F		

REAR WARNING LIGHT HARNESS - WIRING CHART

Figure 8-1: Electrical Assembly W/LED Lights Wiring Chart



# Electrical Assembly W/LED Lights

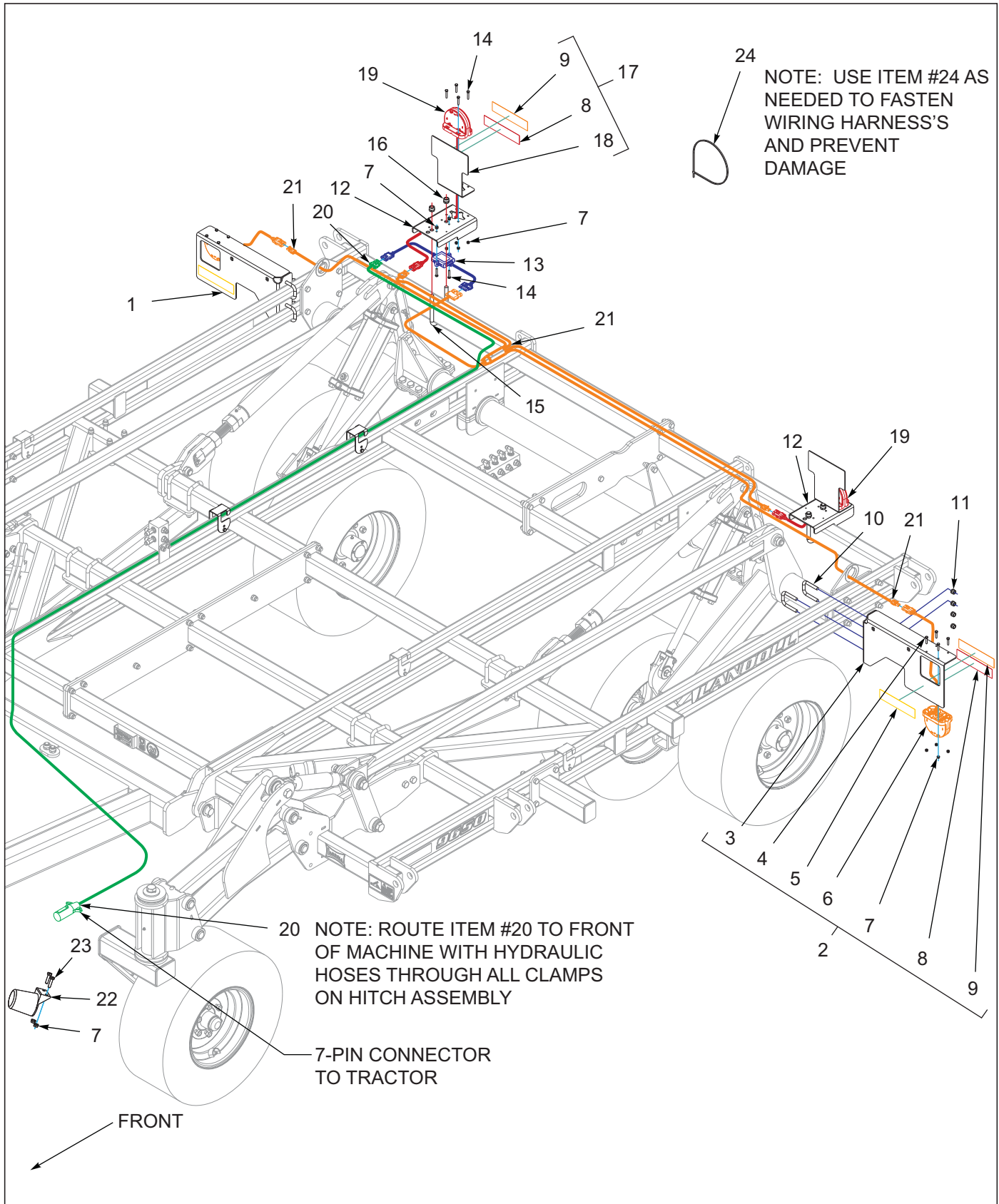


Figure 8-2: Electrical Assembly W/LED Lights

## Electrical Assembly W/LED Lights

ITEM	PART NUMBER	DESCRIPTION	QTY.
--	176603	ELECTRICAL KIT 9630	
1	176601	LIGHT ASSY, RIGHT LED <b>(INCLUDES ITEMS 3-9)</b>	1
2	176602	LIGHT ASSY, LEFT LED <b>(INCLUDES ITEMS 3-9)</b>	1
3	164134	MOUNT, LIGHT RIGHT <b>(USED WITH ITEM 1)</b>	1
3	164135	MOUNT, LIGHT LEFT <b>(USED WITH ITEM 2)</b>	1
4	1-654-010047-07	SCREW,HX CP 1/4-20UNCX1-1/4G5	8
5	528934	REFLECTOR - YELLOW	2
6	174436	LAMP, AG AMBER SINGLE LED	2
7	1-512-010005-01	NUT,HEX,SLFLKG GRB 1/4-20	20
8	528933	REFLECTOR - RED	4
9	528938	STRIPE, ORANGE	4
10	8-102-010019	U BOLT SCRAPER	4
11	1-512-010005-09	NUT,HEX,SLFLKG, 1/2-13 GRB	8
12	164138	MOUNT, LIGHT TAIL	2
13	174437	MODULE, AG FLASHER CONTROL	1
14	1-654-010047-08	SCREW HX CP,1/4-20UNCX1-1/2G5	10
15	8-102-010043	U-BOLT, SPING CLAMP	2
16	1-512-010005-13	NUT,HEX SLFLKG GRB 5/8-11	4
17	164140	REFLECTOR ASSY <b>(INCLUDES ITEMS 8, 9, 18)</b>	2
18	164139	MOUNT, REFLECTOR	2
19	174435	LAMP, AG RED SINGLE LED	2
20	174438	HARNESS, MAIN WARNING LIGHTS	1
21	174439	HARNESS, REAR WARNING LIGHTS	1
22	2-368-010287	HARNESS, STOR-A-WAY <b>(SEE PAGE 2-1)</b>	1
23	1-654-010047-06	SCREW,HX CP 1/4-20UNCX1 GR5	2
24	105874	TIE,STRAP PLSTC 21.5-24X.301	15

# Decals

## Decals

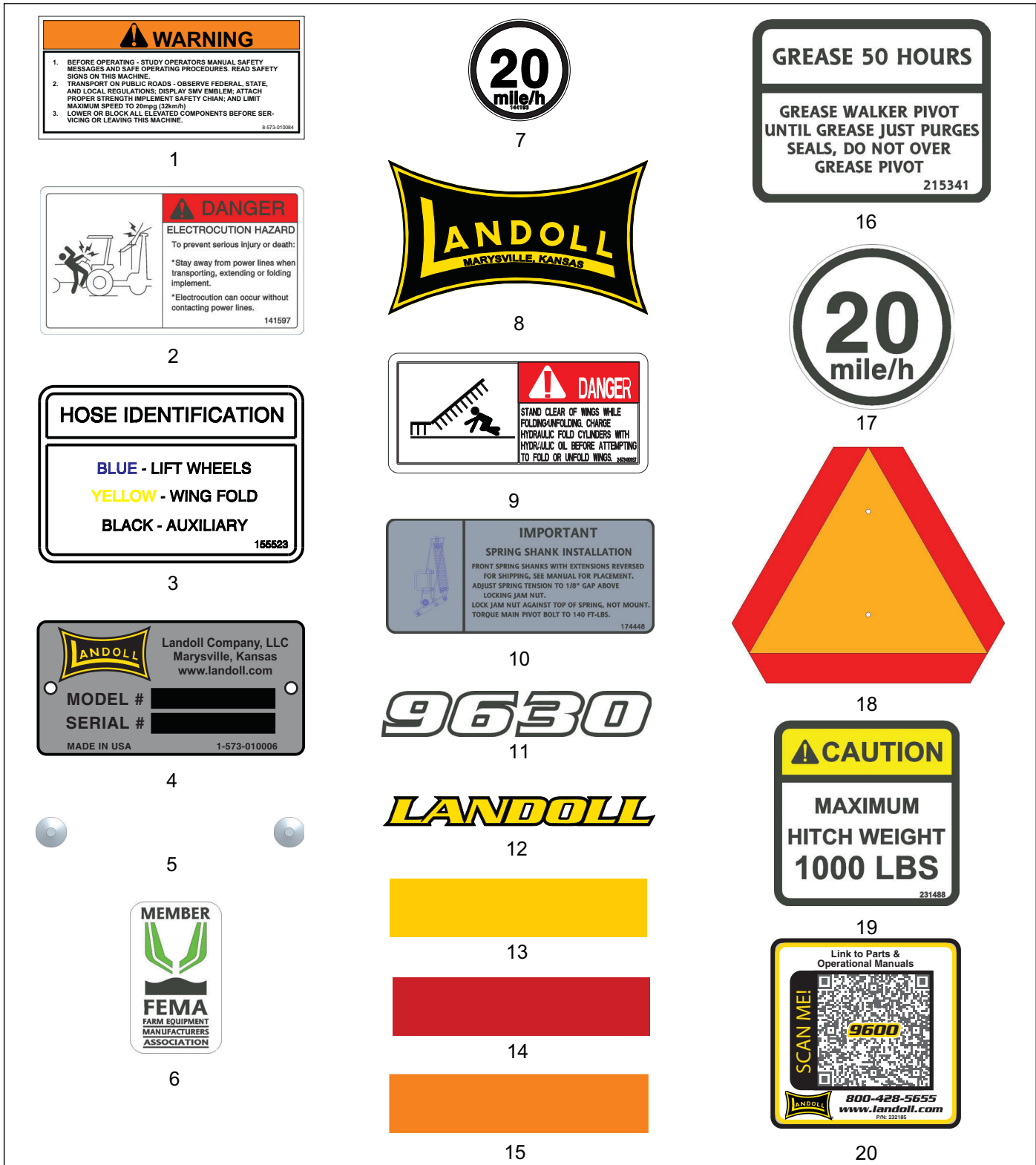


Figure 9-1: Decals





# Decal Installation

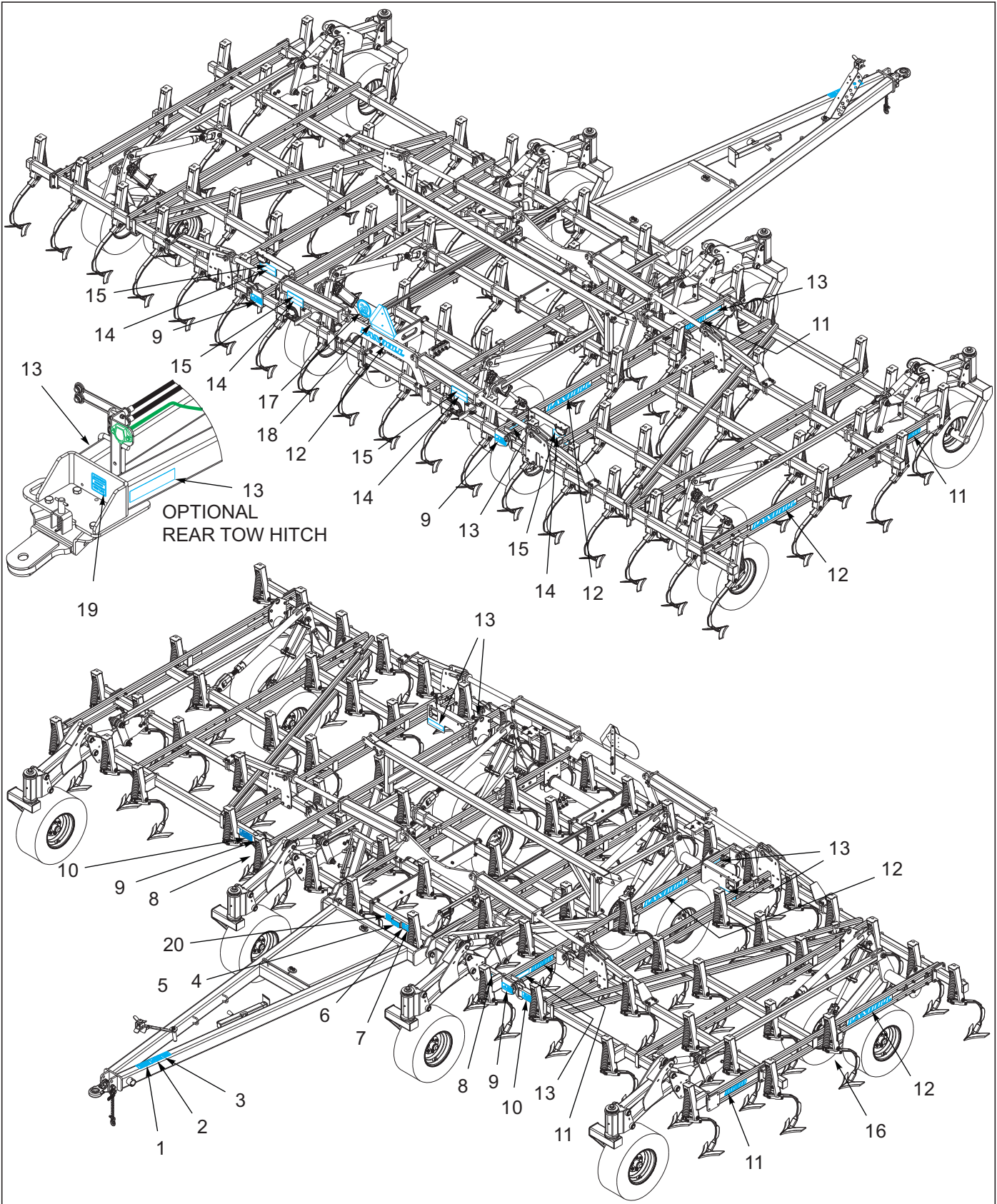


Figure 9-2: Decal Installation

## Decals

ITEM	PART NUMBER	DESCRIPTION	QTY.
1	8-573-010084	DECAL WARNING BEFORE OPERATG	1
2	141597	DECAL, DANGER ELECTROCUTION	1
3	155523	DECAL, HOSE IDENTIFICATION	1
4	1-573-010006	PLACARD, NAME	1
5	156010	RIVET, BLIND .156X1/2 GRIP	2
6	2-573-010198	DECAL, MEMBER FEMA	1
7	144193	DECAL, SIS 20 MPH	1
8	141259	DECAL, LANDOLL, YELLOW	2
9	2-573-010037	DECAL, DANGER, WING	4
10	174448	DECAL, IMPORTANT	2
11	164301	DECAL, MODEL 9630	4
12	141260	DECAL, LANDOLL	5
13	528934	REFLECTOR - YELLOW ( <b>SEE PAGE 8-3</b> )	4
14	528933	REFLECTOR - RED ( <b>SEE PAGE 8-3</b> )	4
15	528938	STRIPE, ORANGE ( <b>SEE PAGE 8-3</b> )	4
16	215341	DECAL, GREASE WALKER ( <b>SEE PAGE 1-7 OR PAGE 3-4</b> )	6
17	224589	DECAL, SIS 20 MILE/H	1
18	70260977	SMV EMBLEM	1
19	231488	DECAL, MAXIMUM HITCH WEIGHT	1
20	232185	DECAL, QR CODE 9600 SERIES	1

# Attachments

## 4 Row Coil Tine Harrow Layout

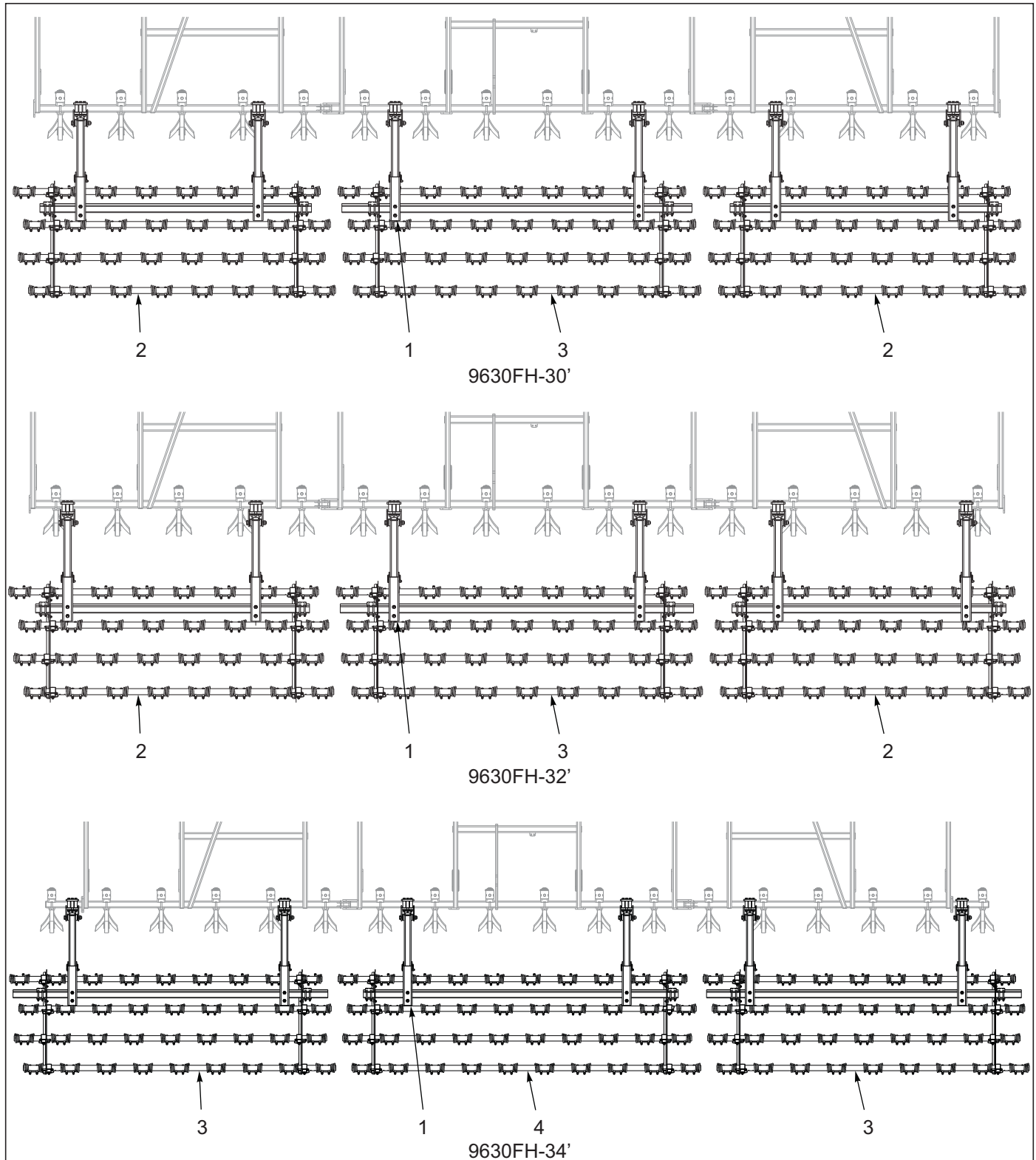


Figure 10-1: 4 Row Coil Tine Harrow Layout

## 4 Row Coil Tine Harrow Layout

ITEM	PART NUMBER	DESCRIPTION	QTY.		
--	229680	4 ROW CT HARROW 9630-30	*		
--	229682	4 ROW CT HARROW 9630-32		*	
--	229683	4 ROW CT HARROW 9630-34			*
1	229061	HARROW ARM ASSY, COIL TINE (SEE PAGE 10-3)	6	6	6
2	229075	HARROW ASSY, 8 TINE 8 IN (SEE PAGE 10-5)	2	2	--
3	229076	HARROW ASSY, 9 TINE 8 IN (SEE PAGE 10-5)	1	1	2
4	229077	HARROW ASSY, 10 TINE 8 IN (SEE PAGE 10-5)	--	--	1

# Coil Tine Harrow Arm Assembly

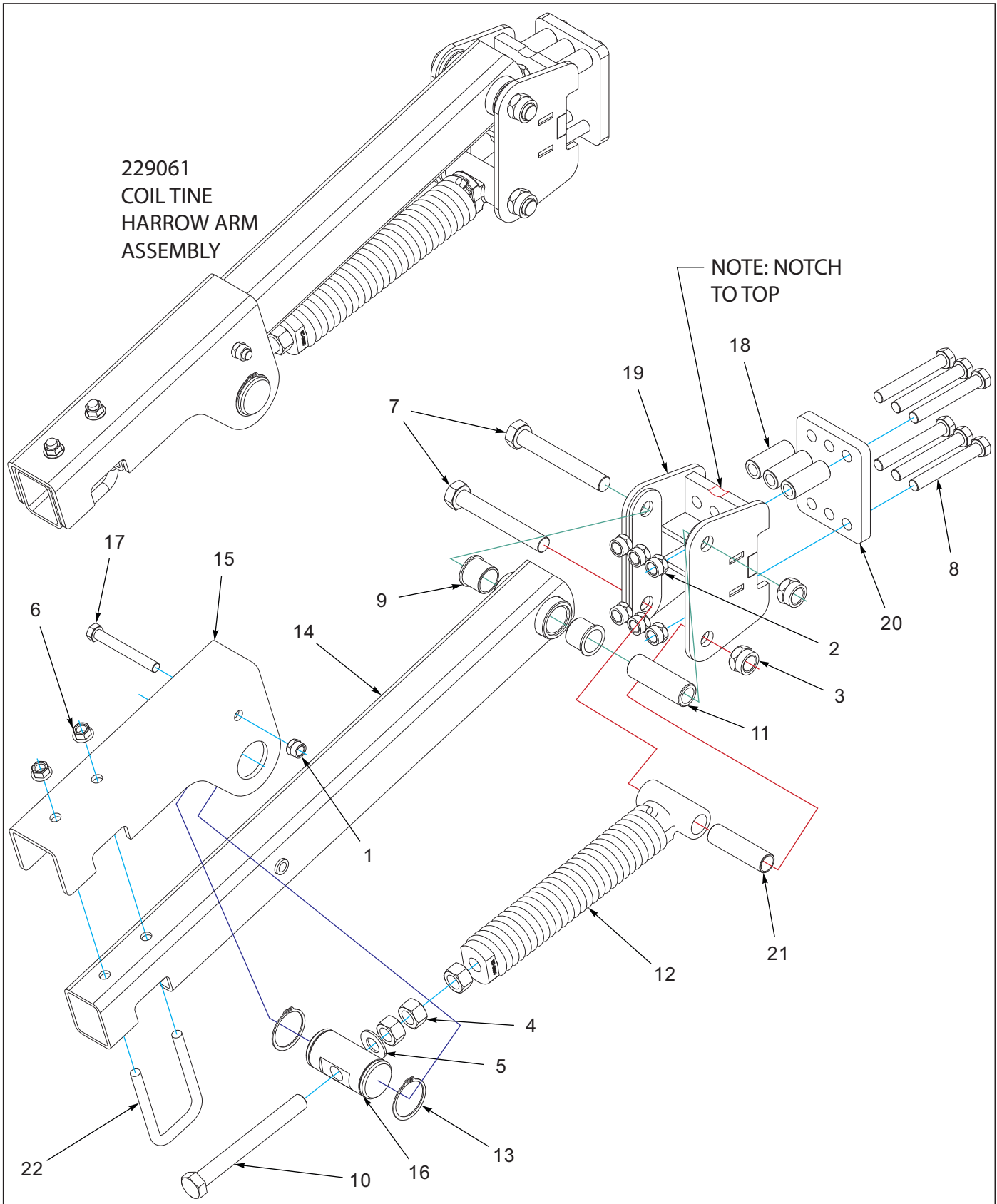


Figure 10-2: Coil Tine Harrow Arm Assembly

## Coil Tine Harrow Arm Assembly

ITEM	PART NUMBER	DESCRIPTION	QTY.
--	229061	HARROW ARM ASSY, COIL TINE	
1	1-512-010005-13	NUT,HEX SLFLKG GRB 5/8-11	1
2	1-512-010005-15	NUT,HEX,SLFLKG GRB 3/4-10	6
3	1-512-010005-19	NUT 1-8 HEX SLF-LOCKING GRB	2
4	1-512-010007-14	NUT, HEX 1-8 GR2 ZP	3
5	1-861-010032-24	WASHER FL 1IN NARROW ZP	1
6	100827	NUT,FLG HD,SERRATED,5/8-11	2
7	100830	SCREW,HEX CAP,1-8X7,GR5	2
8	139201	SCREW,HX CP 3/4-10UNCX5.50GR8	6
9	140599	BEARING, FLANGE 1-1/2"	2
10	152210	BOLT, ADJ, 1 X 9	1
11	155002	BUSHING PIVOT 1-1/2	1
12	155963	SPRING ASSY, HVY - 17"	1
13	158896	SNAP RING, 2-1/2 SHAFT	2
14	164331	ARM, TINE HARROW	1
15	164335	MOUNT, HARROW ARM SPRING	1
16	164336	PIN, ADJUSTMENT W/SNAP RING	1
17	172830	SCREW HX CP 5/8-11X5 GR8	1
18	211056	BUSHING, CLAMP 3" L	3
19	229062	MOUNT, TINE HARROW	1
20	229063	MOUNTING PLATE, HARROW	1
21	229068	BUSHING, PIVOT - 1-1/4	1
22	8-102-010043	U-BOLT, SPING CLAMP	1

# 4 Row Coil Tine Harrow Assembly

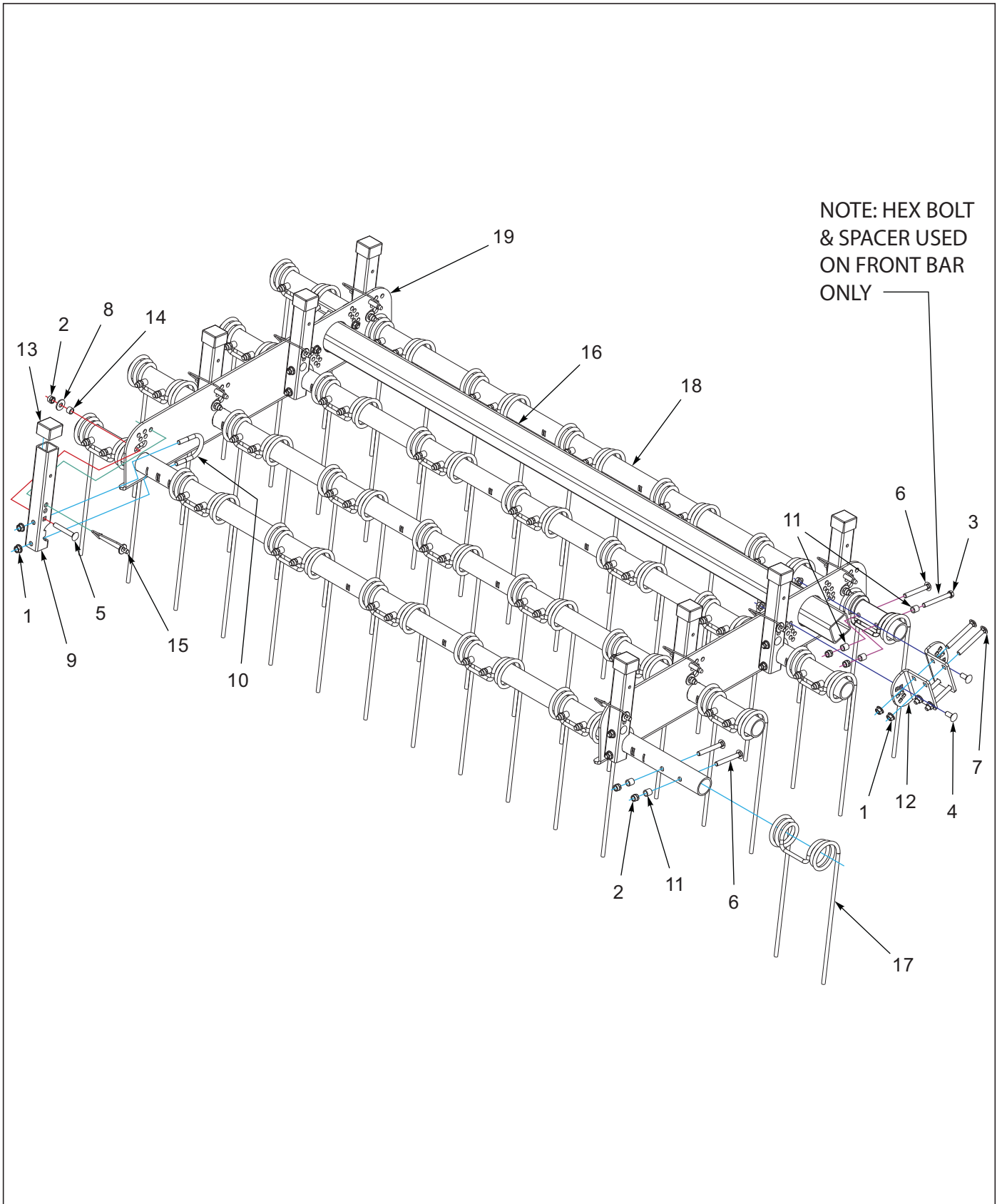


Figure 10-3: 4 Row Coil Tine Harrow Assembly



## 4 Row Coil Tine Harrow Assembly

ITEM	PART NUMBER	DESCRIPTION	QTY.		
--	229075	HARROW ASSY, 8 TINE 8 IN	*		
--	229076	HARROW ASSY, 9 TINE 8 IN		*	
--	229077	HARROW ASSY, 10 TINE 8 IN			*
1	1-510-010003-09	NUT,1/2-13 FLANGE HD,SERRATED	28	28	28
2	1-512-010005-09	NUT,HEX,SLFLKG, 1/2-13 GRB	72	80	88
3	1-654-010055-14	SCREW,HX CP,1/2-13UNCX4-1/2G5	8	9	10
4	1-654-010070-02	SCREW 1/2-13X1-1/4 RD HD SQNK	4	4	4
5	1-654-010070-11	SCREW,RDHD,SQNCK 1/2-13X3-1/2	8	8	8
6	1-654-010070-13	SCREW,RH HD, SQ NCK 1/2-13X4	56	63	70
7	1-654-010070-14	SCREW 1/2-13X4-1/2RDHD SQNCK	8	8	8
8	1-861-010032-15	WASHER, FLAT 1/2 W ZP/CD	8	8	8
9	154994	TUBE ANGLE ADJUST	8	8	8
10	154995	U-BOLT, 1/2	8	8	8
11	154997	TUBE 0.75ODX0.532IDX0.75 ZP	72	81	90
12	154998	PLATE ANGLE ADJUSTMENT	4	4	4
13	155927	CAP, TUBE 1.95X1.5 BLACK	8	8	8
14	155956	BUSHING ANGLE ADJUSTMENT	8	8	8
15	155971	PIN, HARROW ADJ	8	8	8
16	155005	TUBE SQ 3 X 3/16X107	1	--	--
16	156779	TUBE RIDE BAR 138"	--	1	1
17	164315	TINE, HARROW 7/16 X 18	32	36	40
18	164321	GANG BAR 8 TINE 8 IN 121"	4	--	--
18	164322	GANG BAR 9 TINE 8IN 137"	--	4	--
18	164323	GANG BAR 10 TINE 8IN 153"	--	--	4
19	227628	PLATE, GANG BAR 4 ROW	2	2	2

### 3 Row Tine and Reel Harrow Layout




Figure 10-4: 3 Row Tine and Reel Layout

### 3 Row Tine and Reel Harrow Layout

ITEM	PART NUMBER	DESCRIPTION	QTY.		
--	229702	3 ROW TINE & REEL 9630-30	*		
--	229704	3 ROW TINE & REEL 9630-32		*	
--	229705	3 ROW TINE & REEL 9630-34			*
1	200254	REEL ASSY 12 DIA X 75" (SEE PAGE 10-19)	2	1	1
2	200255	REEL ASSY 12 DIA X 90" (SEE PAGE 10-19)	--	1	1
3	200256	REEL ASSY 12 DIA X 105" (SEE PAGE 10-19)	2	2	--
4	200257	REEL ASSY, 12 DIA X 120" (SEE PAGE 10-19)	--	--	2
5	227670	ARM ASSY, TINE & REEL (SEE PAGE 10-9)	8	8	10
6	229711	HARROW ASSY, 5 TINE 3 ROW (SEE PAGE 10-11)	--	1	1
7	229712	HARROW ASSY, 6 TINE 3 ROW (SEE PAGE 10-11)	--	1	1
8	229713	HARROW ASSY, 7 TINE 3 ROW (SEE PAGE 10-11)	2	2	--
9	229714	HARROW ASSY, 8 TINE 3 ROW (SEE PAGE 10-11)	--	--	2
10	229716	HARROW ASSY, 10 TINE 3 ROW (SEE PAGE 10-11)	1	--	--

# Tine and Reel Arm Assembly

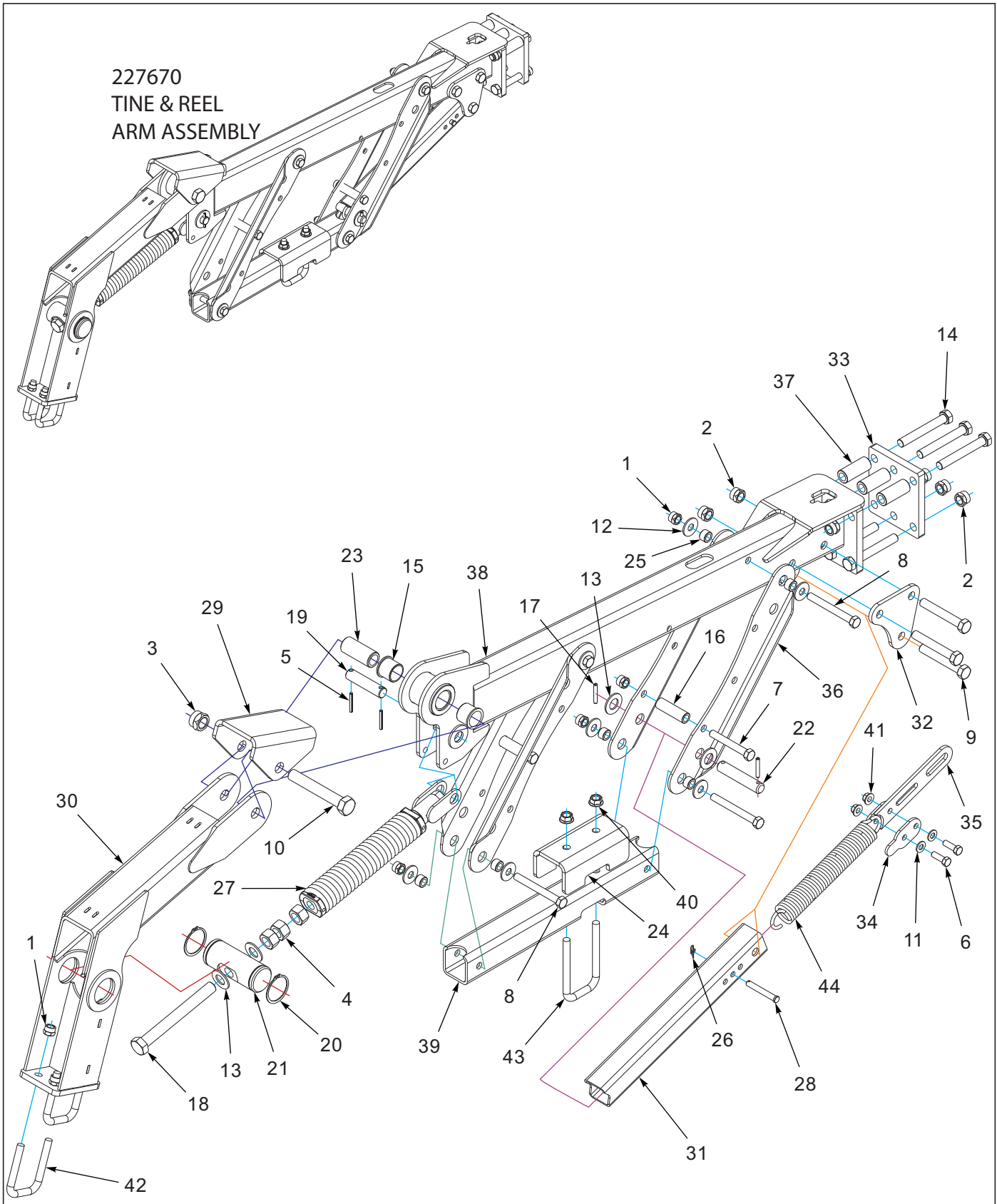


Figure 10-5: Tine and Reel Arm Assembly

## Tine and Reel Arm Assembly

ITEM	PART NUMBER	DESCRIPTION	QTY.
--	227670	ARM ASSY, TINE & REEL	
1	1-512-010005-13	NUT,HEX SLFLKG GRB 5/8-11	10
2	1-512-010005-15	NUT,HEX,SLFLKG GRB 3/4-10	9
3	1-512-010005-19	NUT 1-8 HEX SLF-LOCKING GRB	1
4	1-512-010007-14	NUT, HEX 1-8 GR2 ZP	3
5	1-647-010004221	PIN,SPRING 1/4X2 SLOTTED	2
6	1-654-010055-03	SCREW,HEX CAP,1/2-13UNCX1-1/2	2
7	1-654-010059-14	SCREW HX CP,5/8-11UNCX4-1/2G5	2
8	1-654-010059-16	SCREW,HEX CAP,5/8-11UNCX5.50	4
9	1-654-010061-15	SCREW,HX CP 3/4-10UNCX5 GR5	3
10	1-654-010125-18	SCREW HEX CAP,1-8UNCX6-1/2GR8	1
11	1-861-010032-14	WASHER, FLAT 1/2" N ZP/CD	2
12	1-861-010032-19	WASHER, FLAT 5/8 W ZP/CD	8
13	1-861-010032-24	WASHER FL 1IN NARROW ZP	4
14	139201	SCREW,HX CP 3/4-10UNCX5.50GR8	6
15	140599	BEARING, FLANGE 1-1/2"	2
16	144325	BUSHING,PRESS WHEEL	2
17	147072	PIN, SPRING SLOTTED 5/16 X 2	2
18	152210	BOLT, ADJ, 1 X 9	1
19	156785	PIN 1 X 4-1/4	1
20	158896	SNAP RING, 2-1/2 SHAFT	2
21	158897	PIN, ADJUSTMENT	1
22	164293	PIN, 1 X 5-1/8	1
23	168739	BUSHING PIVOT 1-1/2 X 3-7/16	1
24	168753	CONNECTOR, HARROW LINK	1
25	168762	BUSHING, 1 X .640 X 5/8	8
26	172673	WRAP AROUND LOCKING COTTER	1
27	172677	SPRING ASSY, W/ANCHOR	1
28	176625	PIN, CLEVIS 1/2 X 3-1/2	1
29	191459	STOP, HARROW ARM	1
30	199359	ARM WLDMT REEL	1
31	199376	TUBE, HARROW SPRING	1
32	199390	BRACKET, SPRING HOOK	2
33	208187	MOUNTING PLATE, HARROW 6-BOLT	1
34	209797	CLAMP, SPRING	2
35	209798	STOP, HARROW SPRING	1
36	209799	MOUNT, HARROW BAR	2
37	211056	BUSHING, CLAMP 3" L	3
38	227666	ARM, HARROW 6-BOLT WLDMT	1
39	227671	MOUNT, TINE BAR	1
40	29SFFL 5811	NUT,FLANGE HEAD LOCK5/8-11UNC	2
41	4K552	SELF-LOCKING FLANGE NUT 1/2-13	2
42	8-102-010012	U BOLT	2
43	8-102-010043	U-BOLT, SPING CLAMP	1
44	8-720-010011	HARROW SPRING	1

### 3 Row Coil Tine Harrow Assembly

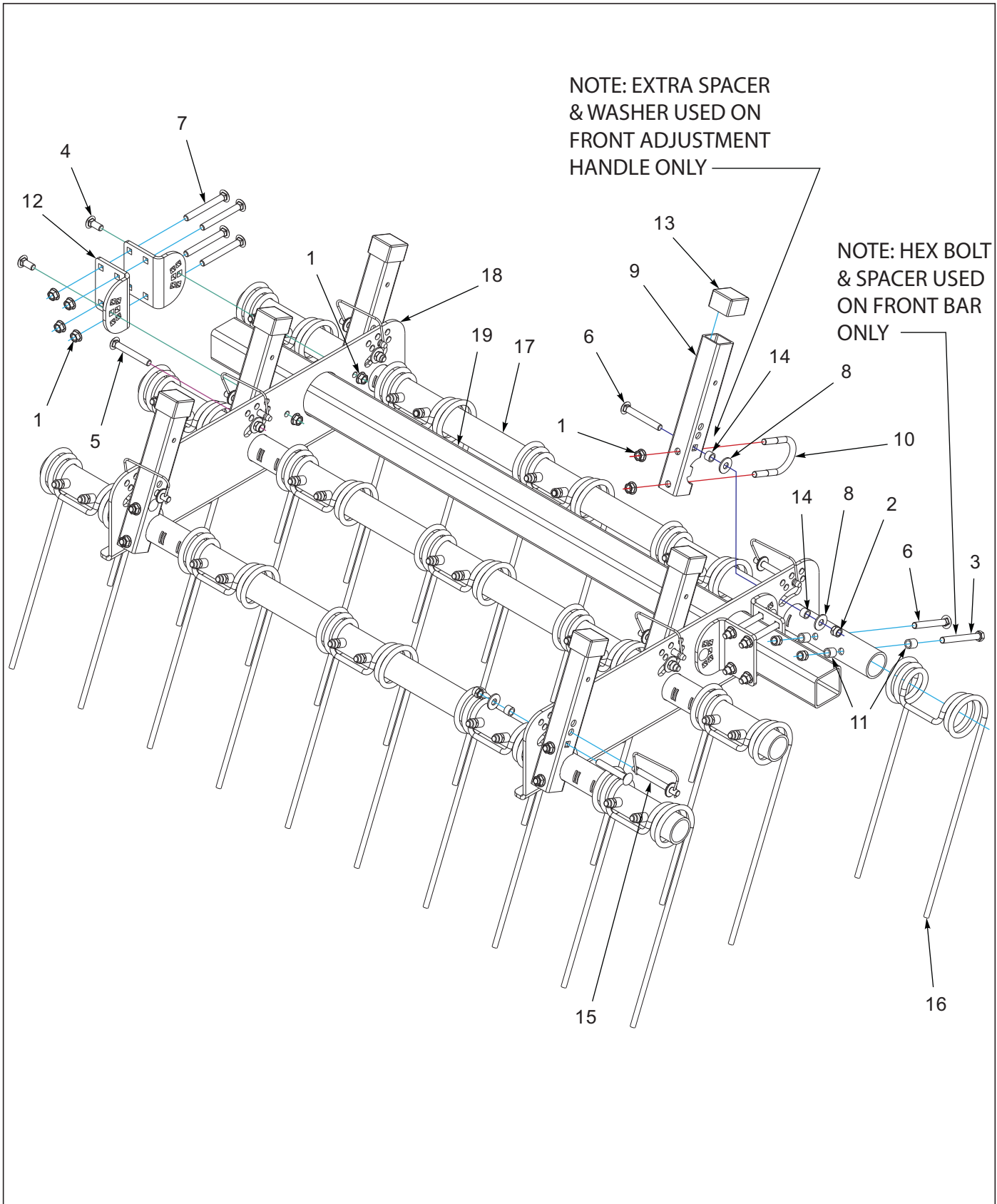


Figure 10-6: 3 Row Coil Tine Harrow Assembly

### 3 Row Coil Tine Harrow Assembly

ITEM	PART NUMBER	DESCRIPTION	QTY.					
--	229711	HARROW ASSY, 5 TINE 3 ROW	*					
--	229712	HARROW ASSY, 6 TINE 3 ROW		*				
--	229713	HARROW ASSY, 7 TINE 3 ROW			*			
--	229714	HARROW ASSY, 8 TINE 3 ROW				*		
--	229716	HARROW ASSY, 10 TINE 3 ROW					*	
1	1-510-010003-09	NUT,1/2-13 FLANGE HD,SERRATED	24	24	24	24	24	
2	1-512-010005-09	NUT,HEX,SLFLKG, 1/2-13 GRB	36	42	48	54	66	
3	1-654-010055-14	SCREW,HX CP,1/2-13UNCX4-1/2G5	6	6	6	8	10	
4	1-654-010070-02	SCREW 1/2-13X1-1/4 RD HD SQNK	4	4	4	4	4	
5	1-654-010070-11	SCREW,RDHD,SQNK 1/2-13X3-1/2	4	4	4	4	4	
6	1-654-010070-13	SCREW,RH HD, SQ NCK 1/2-13X4	27	32	37	42	52	
7	1-654-010070-14	SCREW 1/2-13X4-1/2RDHD SQNK	8	8	8	8	8	
8	1-861-010032-15	WASHER, FLAT 1/2 W ZP/CD	8	8	8	8	8	
9	154994	TUBE ANGLE ADJUST	6	6	6	6	6	
10	154995	U-BOLT, 1/2	6	6	6	6	6	
11	154997	TUBE 0.75ODX0.532IDX0.75 ZP	35	42	49	56	70	
12	154998	PLATE ANGLE ADJUSTMENT	4	4	4	4	4	
13	155927	CAP, TUBE 1.95X1.5 BLACK	6	6	6	6	6	
14	155956	BUSHING ANGLE ADJUSTMENT	8	8	8	8	8	
15	155971	PIN, HARROW ADJ	6	6	6	6	6	
16	164315	TINE, HARROW 7/16 X 18	15	18	21	24	30	
17	164318	GANG BAR 5 TINE 8IN 73"	3	--	--	--	--	
17	164319	GANG BAR 6 TINE 8 IN 89"	--	3	--	--	--	
17	164320	GANG BAR 7 TINE 8IN 105"	--	--	3	--	--	
17	164321	GANG BAR 8 TINE 8 IN 121"	--	--	--	3	--	
17	164323	GANG BAR 10 TINE 8IN 153"	--	--	--	--	3	
18	166336	PLATE, GANG BAR 3 ROW	2	2	2	2	2	
19	170870	TUBE, SQ 3 X 3/16 X 70	1	--	--	--	--	
19	156778	TUBE RIDE BAR 90.5"	--	1	1	--	--	
19	155005	TUBE SQ 3 X 3/16X107	--	--	--	1	--	
19	156779	TUBE RIDE BAR 138"	--	--	--	--	1	

# 5 Row Spike Harrow Layout

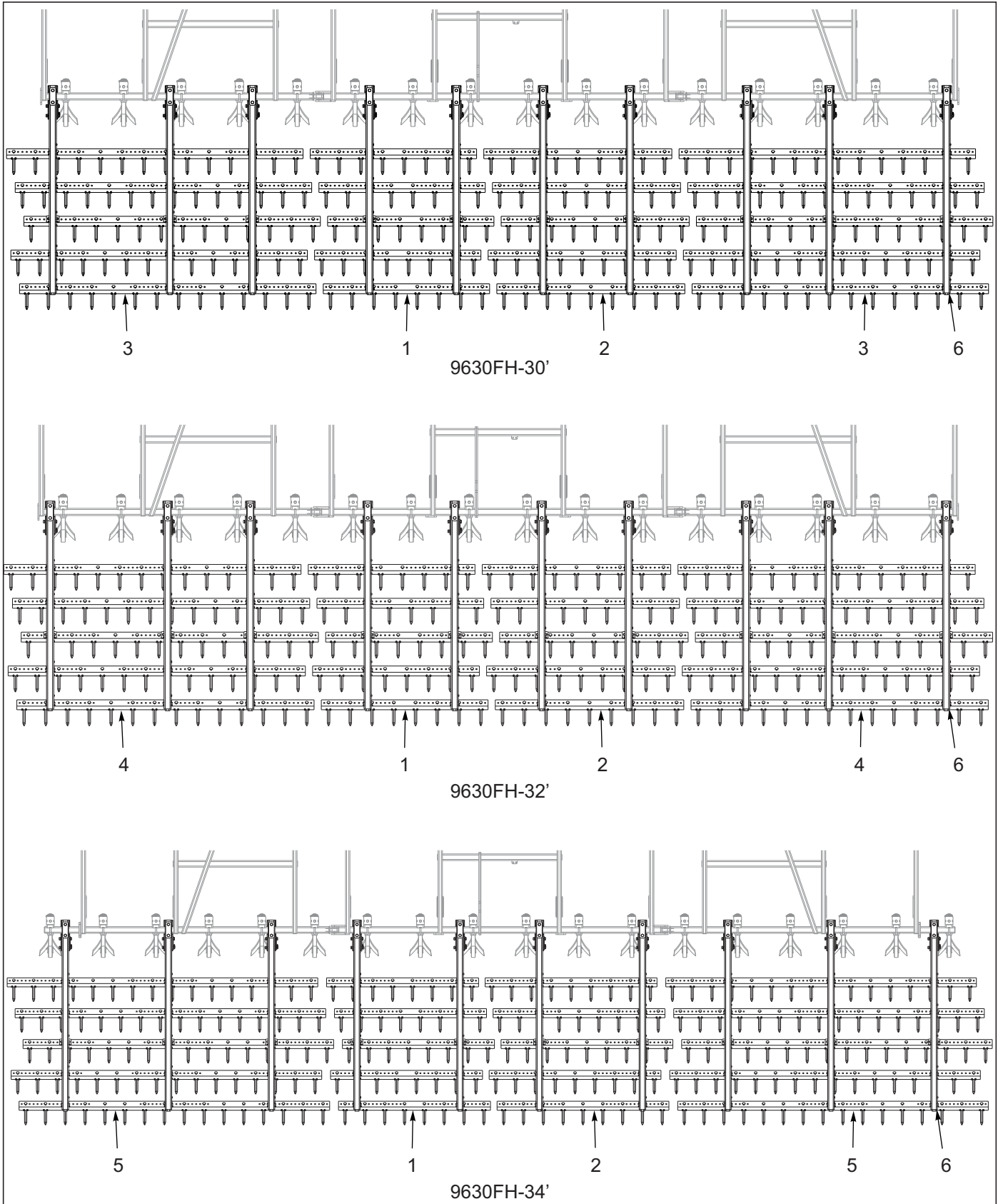


Figure 10-7: 5 Row Spike Harrow Layout



## 5 Row Spike Harrow Layout

ITEM	PART NUMBER	DESCRIPTION	QTY.		
--	187529	5ROW SPIKE HARROW 9630-30 ASSY	*		
--	187531	5ROW SPIKE HARROW 9630-32 ASSY	*		
--	187532	5ROW SPIKE HARROW 9630-34 ASSY	*		
1	186187	SPIKE BAR ASSY, 8 TOOTH 9SP (SEE PAGE 10-25)	5	5	5
2	186188	SPIKE BAR ASSY, 9 TOOTH 9SP (SEE PAGE 10-25)	5	5	5
3	186192	SPIKE BAR ASSY, 13 TOOTH 9SP (SEE PAGE 10-25)	10	--	--
4	186170	SPIKE BAR ASSY, 14 TOOTH 9SP (SEE PAGE 10-25)	--	10	--
5	186166	SPIKE BAR ASSY, 16 TOOTH 9SP (SEE PAGE 10-25)	--	--	10
6	186195	ARM ASSY, SPIKE HARROW 5R (SEE PAGE 10-15)	10	10	10

# Arm Assembly 5 Row Spike Harrow

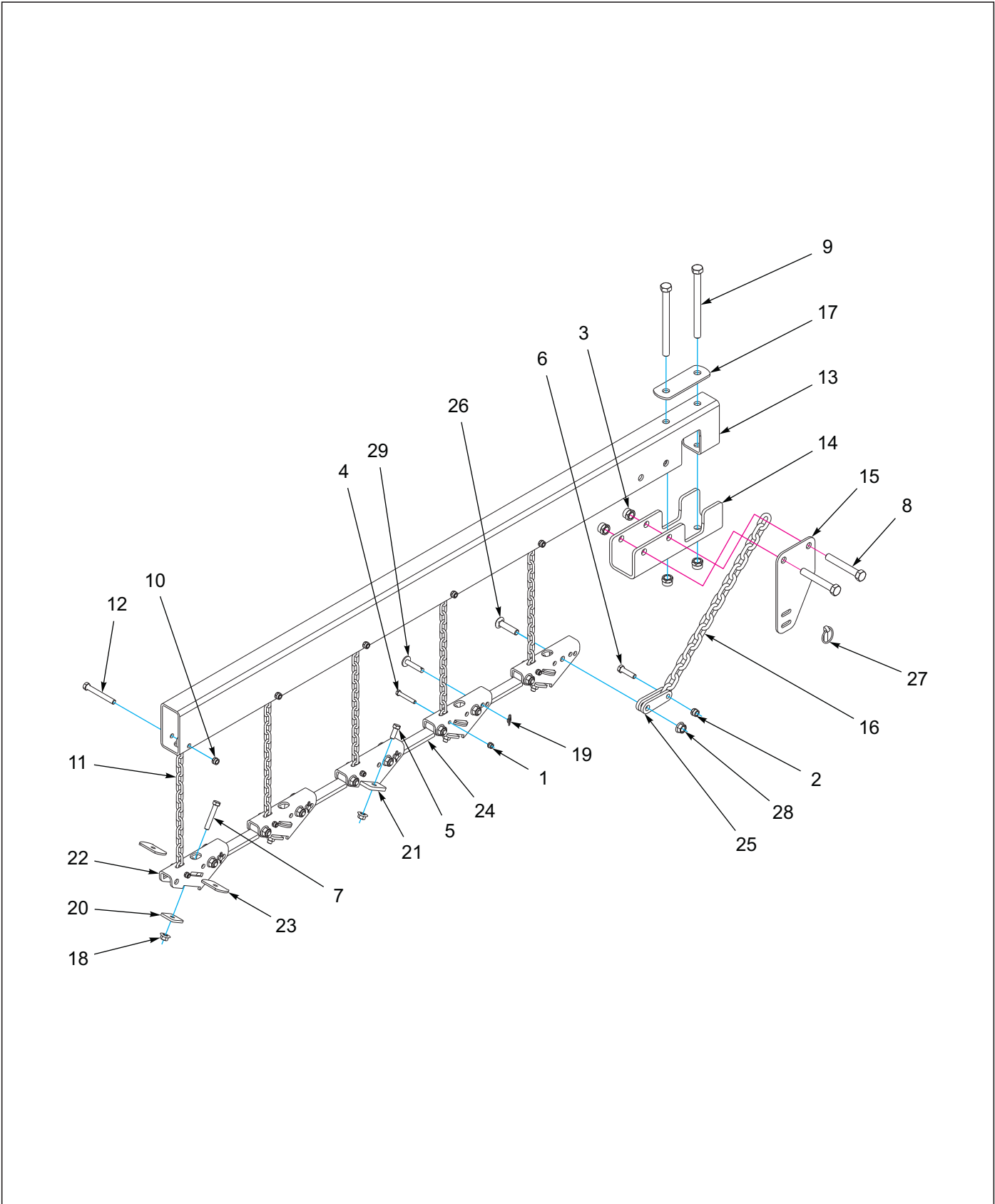


Figure 10-8: Arm Assembly 5 Row Spike Harrow

## Arm Assembly 5 Row Spike Harrow

ITEM	PART NUMBER	DESCRIPTION	QTY.
--	186195	ARM ASSEMBLY, SPIKE HARROW 5 ROW	
1	1-512-010005-05	NUT, HEX, SLFLKG, 3/8-16 GRB	5
2	1-512-010005-09	NUT, HEX, SLFLKG, 1/2-13 GRB	1
3	1-512-010005-15	NUT, HEX, SLFLKG, 3/4-10 GRB	4
4	1-654-010051-11	SCREW, HEX CP, 3/8-16 X 2-1/2 G5ZP	5
5	1-654-010055-02	SCREW, 1/2-13 UNC X 1-1/4, CP GR5	2
6	1-654-010055-05	SCREW, HEX CAP, 1/2-13, UNC X 2 GR5	1
7	1-654-010055-09	SCREW, HEX CAP, 1/2-13, UNC X 3 GR5	4
8	1-654-010061-15	SCREW, HEX CAP, 3/4-10, UNC X 5 GR5	2
9	1-654-010061-23	SCREW, HEX, 3/4-10, UNC X 9 GR5	2
10	101988	NUT,HEX, SLF-LKG, 7/16-14 GRB	5
11	133937	CHAIN, LIFTING HARROW, WP	5
12	141808	SCREW, HEX CAP, 7/16-14 UNC X 3-1/2 G5	5
13	166175	ARM SPIKE HARROW, 5 ROW	1
14	166176	CLAMP, SPIKE HARROW ARM	1
15	166177	BRACKET, PULL CHAIN	1
16	166242	CHAIN, PULL, 3/8	1
17	168897	CLAMP PLATE, HARROW ARM	1
18	172509	NUT,1/2-13 WIDE FLNG TOP LCK F	6
19	172673	WRAP AROUND LOCKING COTTER	4
20	186193	CLAMP PLATE, SPIKE BAR	4
21	186200	MOUNT, HARROW BAR W/TABS	1
22	186204	MOUNT, HARROW BAR	4
23	186205	PLATE, BAR CLAMP	8
24	185697	LINK, HARROW BAR	4
25	186210	CONNECTOR, PULL CHAIN	2
26	187517	SCREW, RDHD SHT SQNK, 5/8-11 X 2.75	9
27	2-557-010009	PIN, LYNCH	1
28	29SFFL 5811	NUT,FLANGE HEAD LOCK5/8-11UNC	9
29	8C520	CLEVIS PIN	4

### 3 Row Spike and Reel Layout

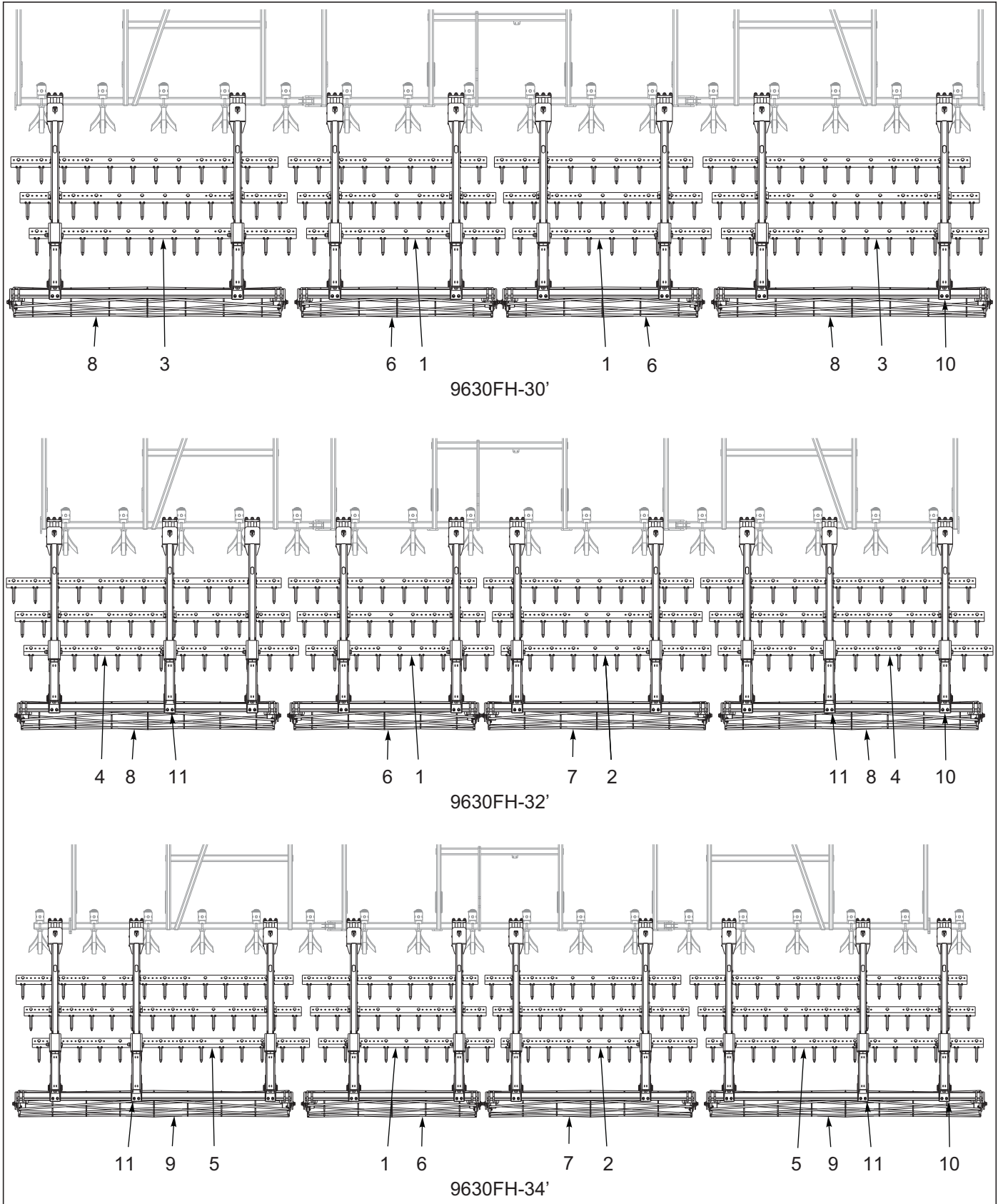


Figure 10-9: 3 Row Spike and Reel Layout

### 3 Row Spike and Reel Layout

ITEM	PART NUMBER	DESCRIPTION	QTY.		
--	229691	3 ROW SPIKE & REEL 9630-30	*		
--	229693	3 ROW SPIKE & REEL 9630-32		*	
--	229694	3 ROW SPIKE & REEL 9630-34			*
1	186188	SPIKE BAR ASSY, 9 TOOTH 9SP (SEE PAGE 10-25)	6	3	3
2	186189	SPIKE BAR ASSY, 10 TOOTH 9SP (SEE PAGE 10-25)	--	3	3
3	186191	SPIKE BAR ASSY, 12 TOOTH 9SP (SEE PAGE 10-25)	6	--	--
4	186192	SPIKE BAR ASSY, 13 TOOTH 9SP (SEE PAGE 10-25)	--	6	--
5	186170	SPIKE BAR ASSY, 14 TOOTH 9SP (SEE PAGE 10-25)	--	--	6
6	200254	REEL ASSY 12 DIA X 75" (SEE PAGE 10-19)	2	1	1
7	200255	REEL ASSY 12 DIA X 90" (SEE PAGE 10-19)	--	1	1
8	200256	REEL ASSY 12 DIA X 105" (SEE PAGE 10-19)	2	2	--
9	200257	REEL ASSY, 12 DIA X 120" (SEE PAGE 10-19)	--	--	2
10	229718	ARM ASSY 3 RSD (SEE PAGE 10-27)	8	8	8
11	229719	ARM ASSY 3 RSD W/O SPRING (SEE PAGE 10-29)	--	2	2

# Reel Assembly

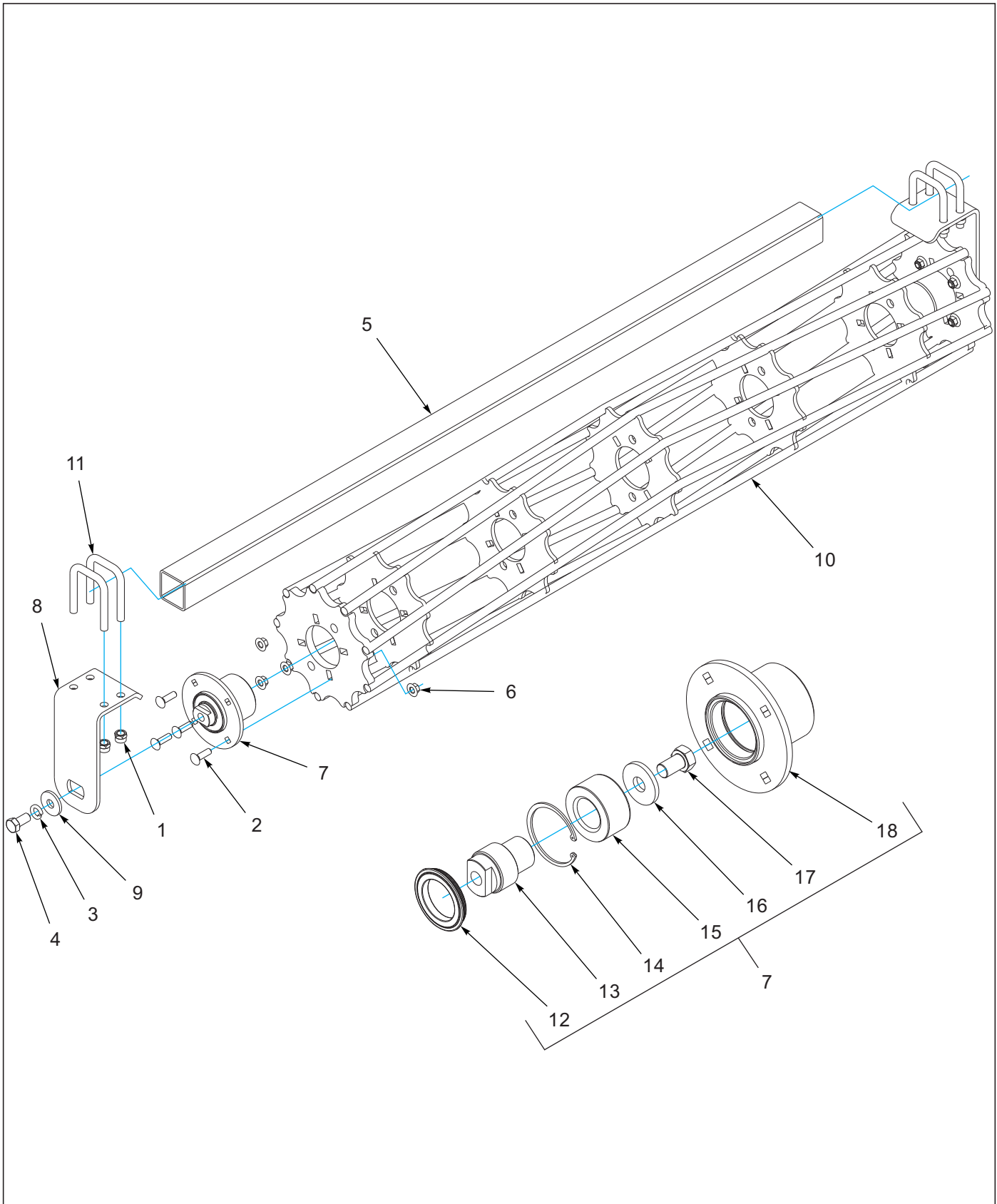


Figure 10-10: Reel Assembly

## Reel Assembly

ITEM	PART NUMBER	DESCRIPTION	QTY.			
--	200254	REEL ASSY 12 DIA X 75"	*			
--	200255	REEL ASSY 12 DIA X 90"		*		
--	200256	REEL ASSY 12 DIA X 105"			*	
--	200257	REEL ASSY, 12 DIA X 120"				*
1	1-512-010005-13	NUT,HEX SLFLKG GRB 5/8-11	8	8	8	8
2	1-654-010070-04	SCREW RDHD SQNK 1/2-13X1-3/4	8	8	8	8
3	1-861-010034-17	WASHER,LKG,HLCL SPR,3/4	2	2	2	2
4	108705	SCREW,HEXCAP,3/4-10X1-1/2 GR8	2	2	2	2
5	166341	GANG BAR REEL 77 L	1	--	--	--
5	166342	GANG BAR REEL 92 L	--	1	--	--
5	166343	GANG BAR REEL 107 L	--	--	1	--
5	166344	GANG BAR REEL 122 L	--	--	--	1
6	172509	NUT,1/2-13 WIDE FLNG TOP LCK F	8	8	8	8
7	200222	HUB ASSY REEL <b>(INCLUDES ITEMS 12-18)</b>	2	2	2	2
8	200238	BEARING MOUNT, REEL	2	2	2	2
9	200259	WASHER, 3/4 HEAVY - 2-1/4	2	2	2	2
10	225124	REEL WLDMT, 12 DIA X 75" RD	1	--	--	--
10	225125	REEL WLDMT, 12 DIA X 90" RD	--	1	--	--
10	225126	REEL WLDMT, 12 DIA X 105" RD	--	--	1	--
10	225127	REEL WLDMT, 12 DIA X 120" RD	--	--	--	1
11	8-102-010012	U BOLT	4	4	4	4
12	185757	SEAL, MAINT FREE HUB HSL	2	2	2	2
13	200218	SPINDLE REEL BEARING	2	2	2	2
14	174532	INTERNAL SNAP RING	2	2	2	2
15	174526	BEARING, DOUBLE TAPER RLLR	2	2	2	2
16	200259	WASHER, 3/4 HEAVY - 2-1/4	2	2	2	2
17	129263	SCREW HEX CAP 3/4-10 X 1-1/4	2	2	2	2
18	200221	HUB WLDMT REEL	2	2	2	2

### 3 RSD and Flat Reel Layout

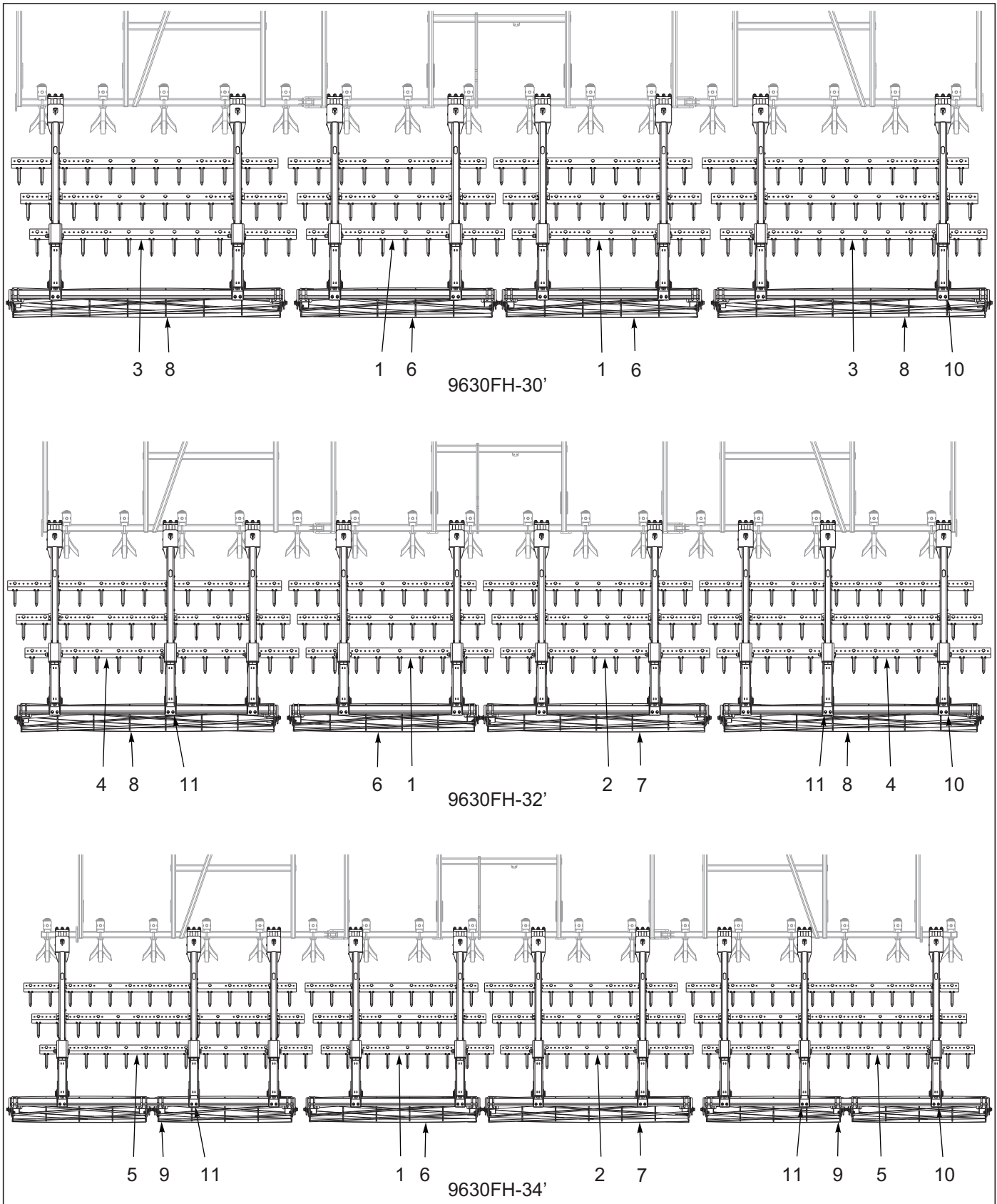


Figure 10-11: 3 RSD and Flat Reel Layout



### 3 RSD and Flat Reel Layout

ITEM	PART NUMBER	DESCRIPTION	QTY.		
--	229734	3 RSD & FLAT REEL 9630-30	*		
--	229736	3 RSD & FLAT REEL 9630-32		*	
--	229737	3 RSD & FLAT REEL 9630-34			*
1	186188	SPIKE BAR ASSY, 9 TOOTH 9SP (SEE PAGE 10-25)	6	3	3
2	186189	SPIKE BAR ASSY, 10 TOOTH 9SP (SEE PAGE 10-25)	--	3	3
3	186191	SPIKE BAR ASSY, 12 TOOTH 9SP (SEE PAGE 10-25)	6	--	--
4	186192	SPIKE BAR ASSY, 13 TOOTH 9SP (SEE PAGE 10-25)	--	6	--
5	186170	SPIKE BAR ASSY, 14 TOOTH 9SP (SEE PAGE 10-25)	--	--	6
6	203185	REEL ASSY 12 DIA X 75"(SEE PAGE 10-23)	2	1	1
7	203186	REEL ASSY 12 DIA X 90"(SEE PAGE 10-23)	--	1	1
8	203187	REEL ASSY 12 DIA X 105"(SEE PAGE 10-23)	2	2	--
9	203188	REEL ASSY 12 DIA X 120"(SEE PAGE 10-23)	--	--	2
10	229718	ARM ASSY 3 RSD (SEE PAGE 10-27)	8	8	8
11	229719	ARM ASSY 3 RSD W/O SPRING (SEE PAGE 10-29)	--	2	2

# Flat Reel Assembly

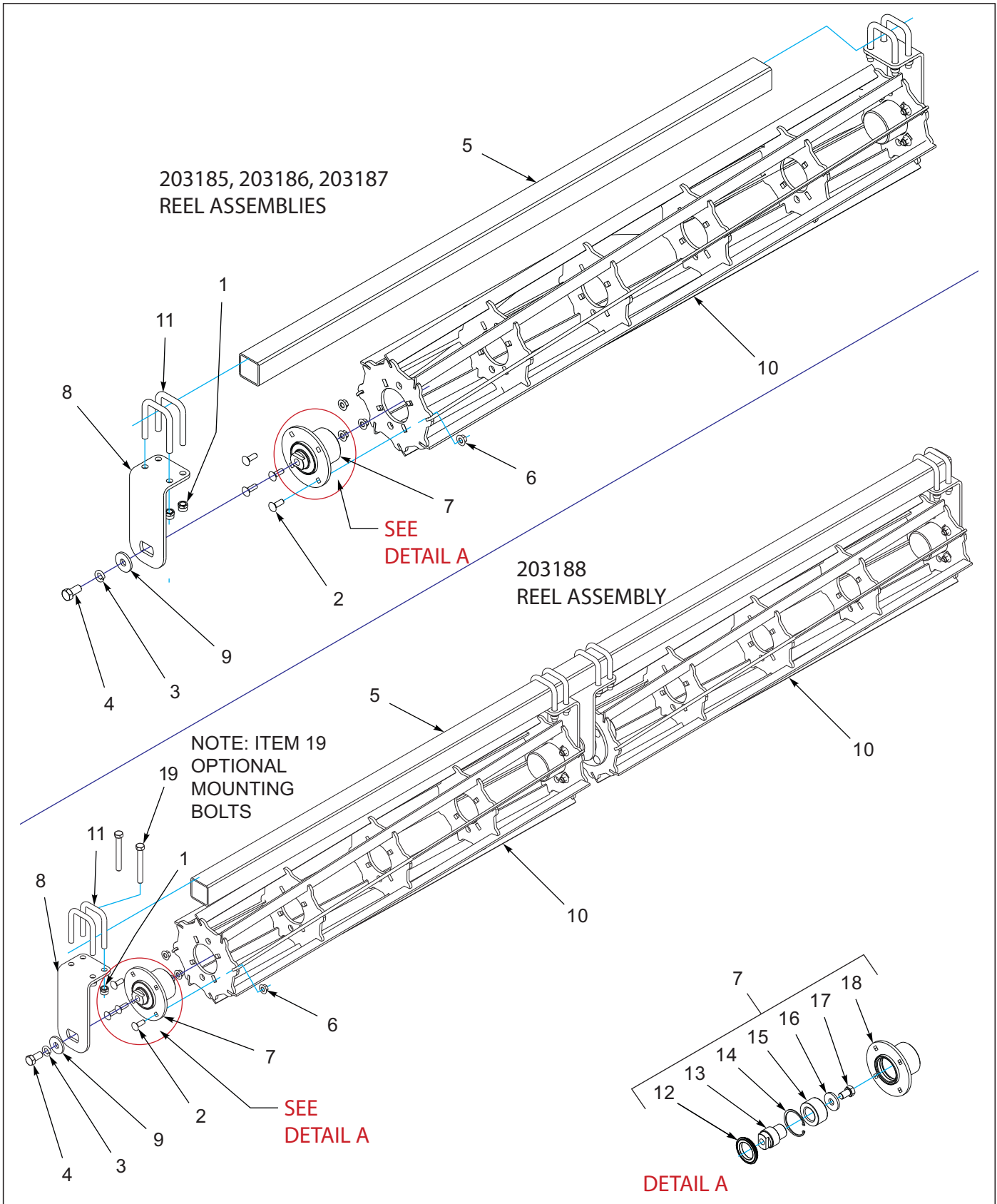


Figure 10-12: Flat Reel Assembly

## Flat Reel Assembly

ITEM	PART NUMBER	DESCRIPTION	QTY.			
--	203185	REEL ASSY 12 DIA X 75"	*			
--	203186	REEL ASSY 12 DIA X 90"		*		
--	203187	REEL ASSY 12 DIA X 105"			*	
--	203188	REEL ASSY 12 DIA X 120"				*
1	1-512-010005-13	NUT,HEX SLFLKG GRB 5/8-11	8	8	8	16
2	1-654-010070-03	SCREW RDHD SQNK1/2-13X1-1/2	8	8	8	16
3	1-861-010034-17	WASHER,LKG,HLCL SPR,3/4	2	2	2	4
4	108705	SCREW,HEXCAP,3/4-10X1-1/2 GR8	2	2	2	4
5	166341	GANG BAR, REEL, 77 L	1	--	--	--
5	166342	GANG BAR, REEL, 92 L	--	1	--	--
5	166343	GANG BAR, REEL, 107"	--	--	1	--
5	204380	GANG BAR, REEL 128"	--	--	--	1
6	172509	NUT,1/2-13 WIDE FLNG TOP LCK F	8	8	8	16
7	200222	HUB ASSY REEL	2	2	2	4
8	200238	BEARING MOUNT, REEL	2	2	2	4
9	200259	WASHER, 3/4 HEAVY - 2-1/4	2	2	2	4
10	200296	REEL, 12" DIA X 60" FLAT WLDMT	--	--	--	2
10	200297	REEL WLDMT 12" DIA X 75" FLAT	1	--	--	--
10	200298	REEL WLDMT 12" DIA X 90" FLAT	--	1	--	--
10	200299	REEL WLDMT 12" DIA X 105" FLAT	--	--	1	--
11	8-102-010012	U BOLT	4	4	4	8
12	185757	SEAL, MAINT FREE HUB HSL	2	2	2	4
13	200218	SPINDLE REEL BEARING	2	2	2	4
14	174532	INTERNAL SNAP RING	2	2	2	4
15	174526	BEARING, DOUBLE TAPER RLLR	2	2	2	4
16	200259	WASHER, 3/4 HEAVY - 2-1/4	2	2	2	4
17	129263	SCREW HEX CAP 3/4-10 X 1-1/4	2	2	2	4
18	200221	HUB WLDMT REEL	2	2	2	4

# Spike Bar Assembly, 9 SP




Figure 10-13: Spike Bar Assembly, 9 SP

## Spike Bar Assembly, 9 SP

ITEM	PART NUMBER	DESCRIPTION	QTY.						
--	186187	SPIKE BAR ASSY, 8 TOOTH 9SP	*						
--	186188	SPIKE BAR ASSY, 9 TOOTH 9SP		*					
--	186189	SPIKE BAR ASSY, 10 TOOTH 9SP			*				
--	186191	SPIKE BAR ASSY, 12 TOOTH 9SP				*			
--	186192	SPIKE BAR ASSY, 13 TOOTH 9SP					*		
--	186170	SPIKE BAR ASSY, 14 TOOTH 9SP						*	
--	186166	SPIKE BAR ASSY, 16 TOOTH 9SP							*
1	1-512-010005-05	NUT, HEX, SLFLKG, 3/8-16, UNC GRB	16	18	20	24	26	28	32
2	166148	SPIKE, TOOTH, 3/4 SQ X 14	8	9	10	12	13	14	16
3	186178	SPIKE BAR, 8T 69 9SP	1	--	--	--	--	--	--
3	186179	SPIKE BAR, 9T 78 9SP	--	1	--	--	--	--	--
3	186180	SPIKE BAR, 10T 87 9SP	--	--	1	--	--	--	--
3	186182	SPIKE BAR, 12T 105 9SP	--	--	--	1	--	--	--
3	186183	SPIKE BAR, 13T 114 9SP	--	--	--	--	1	--	--
3	186169	SPIKE BAR, 14T 123 9SP	--	--	--	--	--	1	--
3	186165	SPIKE BAR, 16T 141 9SP	--	--	--	--	--	--	1
4	8-102-010017	U-BOLT, SPIKE ANCHOR	8	9	10	12	13	14	16

### 3 RSD Arm Assembly

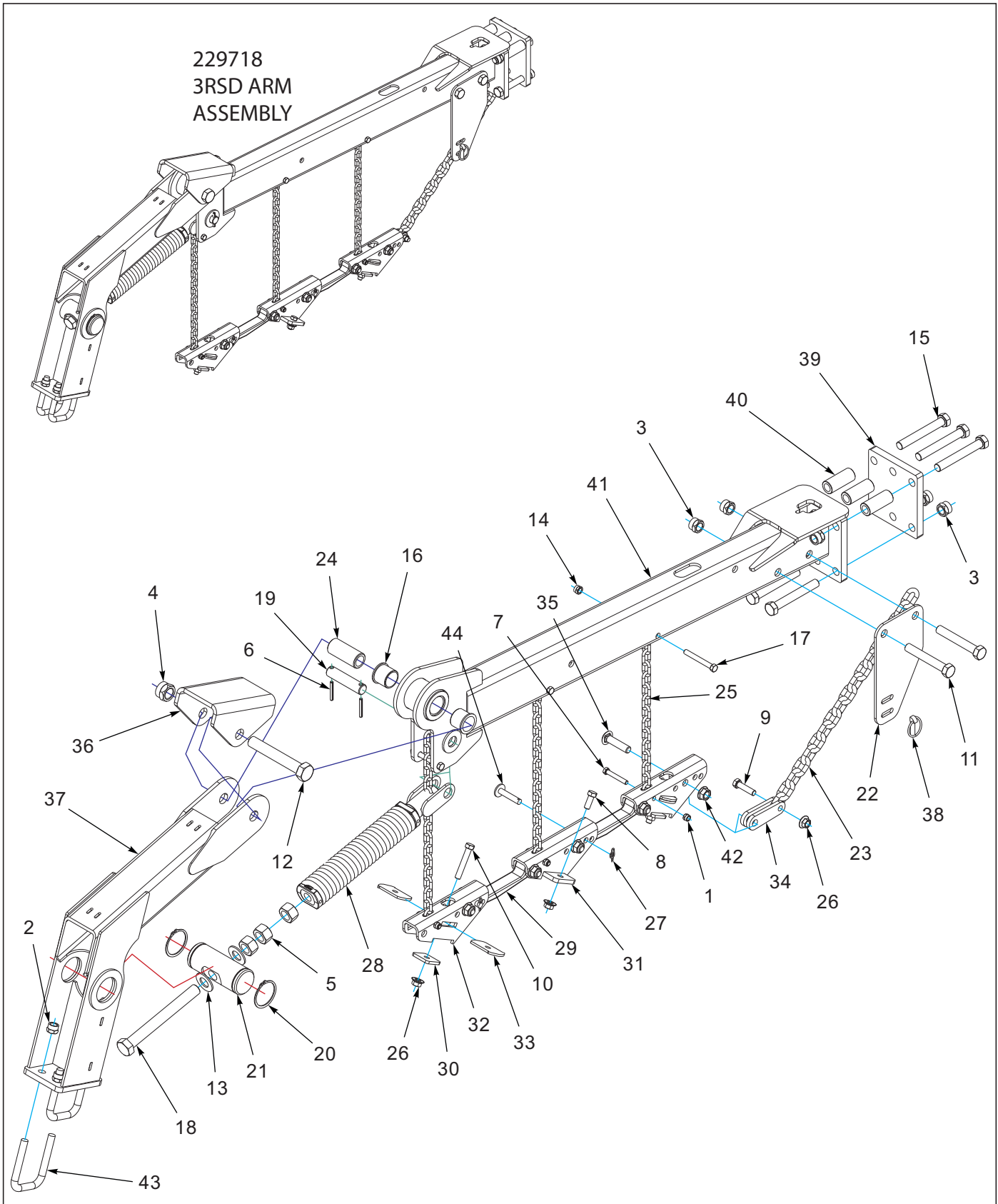


Figure 10-14: 3 RSD Arm Assembly

### 3 RSD Arm Assembly

ITEM	PART NUMBER	DESCRIPTION	QTY.
--	229718	ARM ASSY 3 RSD	
1	1-512-010005-05	NUT, HEX, SLFLKG GRB 3/8-16	3
2	1-512-010005-13	NUT,HEX SLFLKG GRB 5/8-11	4
3	1-512-010005-15	NUT,HEX,SLFLKG GRB 3/4-10	8
4	1-512-010005-19	NUT 1-8 HEX SLF-LOCKING GRB	1
5	1-512-010007-14	NUT, HEX 1-8 GR2 ZP	3
6	1-647-010004221	PIN,SPRING 1/4X2 SLOTTED	2
7	1-654-010051-11	SCREW HX CP 3/8-16X2-1/2 G5ZP	3
8	1-654-010055-02	SCREW 1/2-13UNCX1-1/4 CP GR5	2
9	1-654-010055-05	SCREW,HEX CAP,1/2-13UNCX2 GR5	1
10	1-654-010055-09	SCREW,HX CP,1/2-13UNCX3 GR5	2
11	1-654-010061-15	SCREW,HX CP 3/4-10UNCX5 GR5	2
12	1-654-010125-18	SCREW HEX CAP,1-8UNCX6-1/2GR8	1
13	1-861-010032-24	WASHER FL 1IN NARROW ZP	2
14	101988	NUT,HEXSLF-LKG 7/16-14 GRB	3
15	139201	SCREW,HX CP 3/4-10UNCX5.50GR8	6
16	140599	BEARING, FLANGE 1-1/2"	2
17	141808	SCREW HX CP7/16-14UNCX3-1/2G5	3
18	152210	BOLT, ADJ, 1 X 9	1
19	156785	PIN 1 X 4-1/4	1
20	158896	SNAP RING, 2-1/2 SHAFT	2
21	158897	PIN, ADJUSTMENT	1
22	166177	BRACKET, PULL CHAIN	1
23	166242	CHAIN, PULL 3/8	1
24	168739	BUSHING PIVOT 1-1/2 X 3-7/16	1
25	168764	CHAIN 17 LINK 1/4	3
26	172509	NUT,1/2-13 WIDE FLNG TOP LCK F	5
27	172673	WRAP AROUND LOCKING COTTER	2
28	172677	SPRING ASSY, W/ANCHOR	1
29	185697	LINK, HARROW BAR	2
30	186193	CLAMP PLATE, SPIKE BAR	2
31	186200	MOUNT, HARROW BAR W/TABS WLDMT	1
32	186204	MOUNT, HARROW BAR	2
33	186205	PLATE, BAR CLAMP	4
34	186210	CONNECTOR, PULL CHAIN	2
35	187517	SCREW RDHD SHT SQNK5/8-11X2.75	5
36	191459	STOP, HARROW ARM	1
37	199359	ARM WLDMT REEL	1
38	2-557-010009	PIN LYNCH	1
39	208187	MOUNTING PLATE, HARROW 6-BOLT	1
40	211056	BUSHING, CLAMP 3" L	3
41	227666	ARM, HARROW 6-BOLT WLDMT	1
42	29SFFL 5811	NUT,FLANGE HEAD LOCK5/8-11UNC	5
43	8-102-010012	U BOLT	2
44	8C520	CLEVIS PIN	2

### 3 RSD Arm Assembly W/O Spring

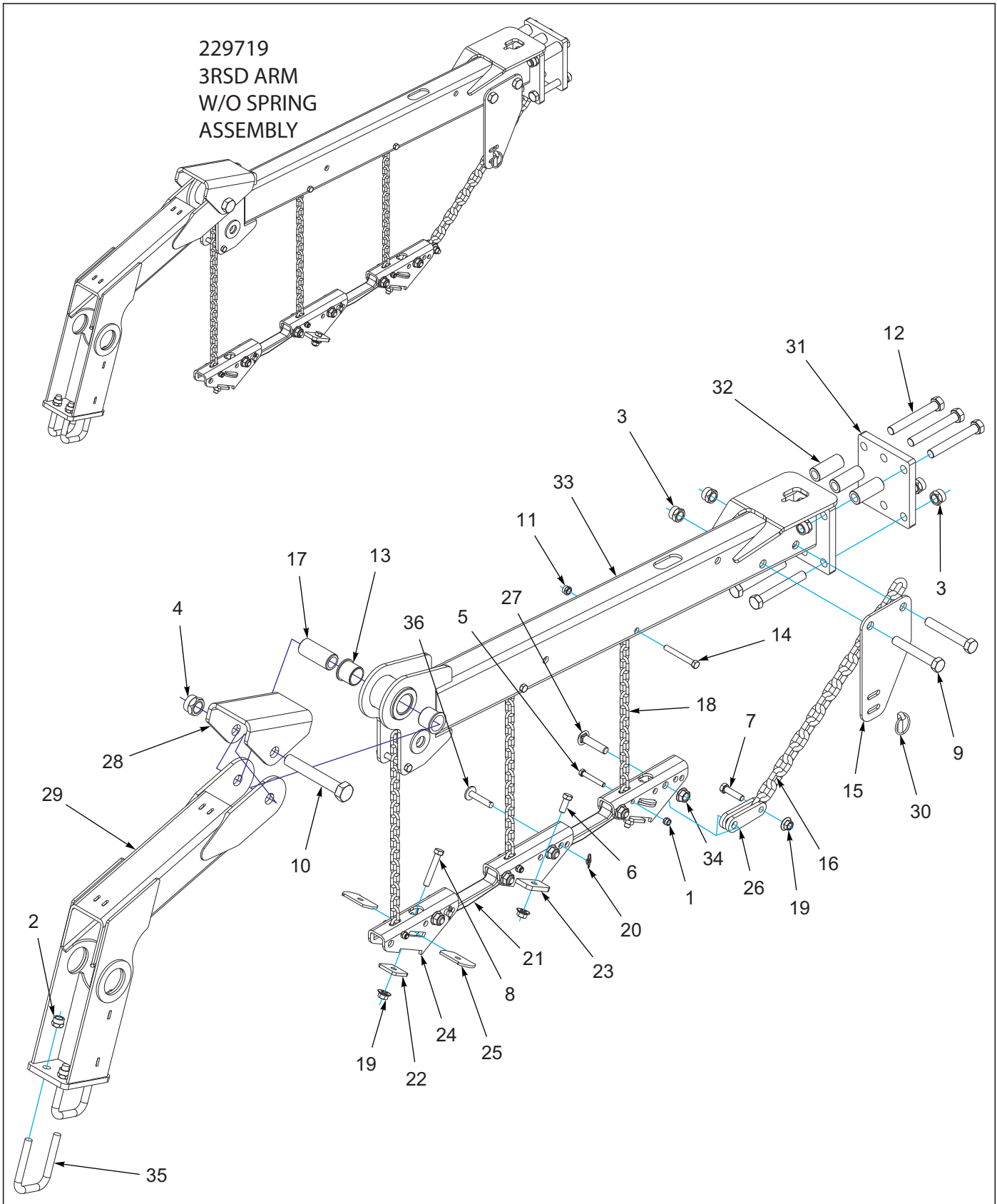


Figure 10-15: 3 RSD Arm Assembly W/O Spring



### 3 RSD Arm Assembly W/O Spring

ITEM	PART NUMBER	DESCRIPTION	QTY.
--	229719	ARM ASSY 3 RSD W/O SPRING	
1	1-512-010005-05	NUT, HEX, SLFLKG GRB 3/8-16	3
2	1-512-010005-13	NUT,HEX SLFLKG GRB 5/8-11	4
3	1-512-010005-15	NUT,HEX,SLFLKG GRB 3/4-10	8
4	1-512-010005-19	NUT 1-8 HEX SLF-LOCKING GRB	1
5	1-654-010051-11	SCREW HX CP 3/8-16X2-1/2 G5ZP	3
6	1-654-010055-02	SCREW 1/2-13UNCX1-1/4 CP GR5	2
7	1-654-010055-05	SCREW,HEX CAP,1/2-13UNCX2 GR5	1
8	1-654-010055-09	SCREW,HX CP,1/2-13UNCX3 GR5	2
9	1-654-010061-15	SCREW,HX CP 3/4-10UNCX5 GR5	2
10	1-654-010125-18	SCREW HEX CAP,1-8UNCX6-1/2GR8	1
11	101988	NUT,HEXSLF-LKG 7/16-14 GRB	3
12	139201	SCREW,HX CP 3/4-10UNCX5.50GR8	6
13	140599	BEARING, FLANGE 1-1/2"	2
14	141808	SCREW HX CP7/16-14UNCX3-1/2G5	3
15	166177	BRACKET, PULL CHAIN	1
16	166242	CHAIN, PULL 3/8	1
17	168739	BUSHING PIVOT 1-1/2 X 3-7/16	1
18	168764	CHAIN 17 LINK 1/4	3
19	172509	NUT,1/2-13 WIDE FLNG TOP LCK F	5
20	172673	WRAP AROUND LOCKING COTTER	2
21	185697	LINK, HARROW BAR	2
22	186193	CLAMP PLATE, SPIKE BAR	2
23	186200	MOUNT, HARROW BAR W/TABS WLDMT	1
24	186204	MOUNT, HARROW BAR	2
25	186205	PLATE, BAR CLAMP	4
26	186210	CONNECTOR, PULL CHAIN	2
27	187517	SCREW RDHD SHT SQNK5/8-11X2.75	5
28	191459	STOP, HARROW ARM	1
29	199359	ARM WLDMT REEL	1
30	2-557-010009	PIN LYNCH	1
31	208187	MOUNTING PLATE, HARROW 6-BOLT	1
32	211056	BUSHING, CLAMP 3" L	3
33	227666	ARM, HARROW 6-BOLT WLDMT	1
34	29SFFL 5811	NUT,FLANGE HEAD LOCK5/8-11UNC	5
35	8-102-010012	U BOLT	2
36	8C520	CLEVIS PIN	2

# Rear Tow Hitch Assembly

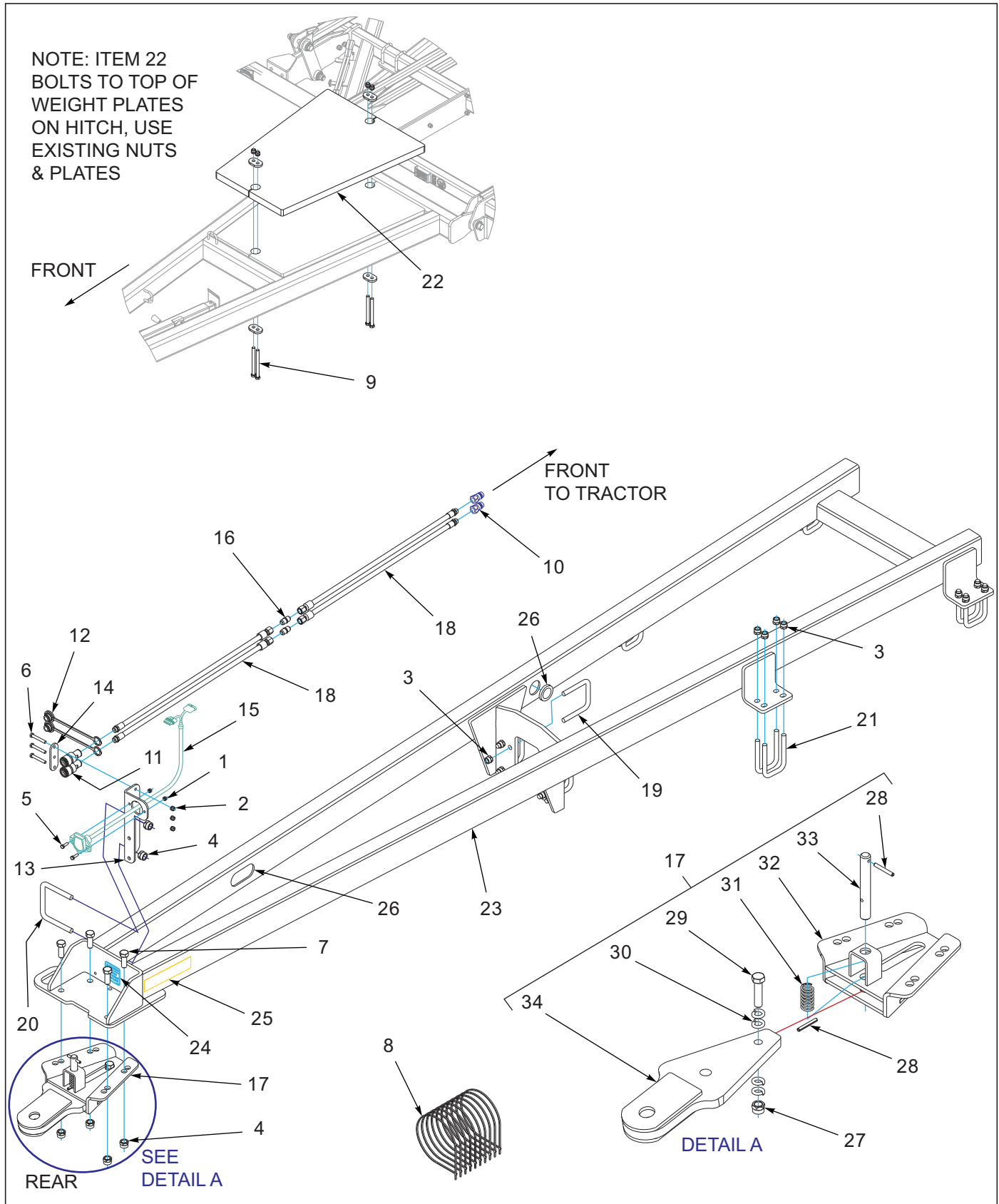


Figure 10-16: Rear Tow Hitch Assembly

## Rear Tow Hitch Assembly

ITEM	PART NUMBER	DESCRIPTION	QTY.
--	231483	REAR TOW HITCH ASSY, 9600FH	
1	1-512-010005-03	NUT HEX SLFLKG GRB 5/16-18	2
2	1-512-010005-05	NUT, HEX, SLFLKG GRB 3/8-16	3
3	1-512-010005-13	NUT,HEX SLFLKG GRB 5/8-11	24
4	1-512-010005-15	NUT,HEX,SLFLKG GRB 3/4-10	6
5	1-654-010049-05	SCREW HX CP 5/16-18UNCX1 GR5	2
6	1-654-010051-11	SCREW HX CP 3/8-16X2-1/2 G5ZP	3
7	1-654-010061-05	SCREW,HHC,3/4-10UNCX2,GR5,ZP	4
8	105874	TIE,STRAP PLSTC 21.5-24X.301	10
9	126235	SCREW HEX 3/4-10UNCX10-1/2GR5	4
10	141828	COUPLER,MALE 3/4-16 O-RING	2
11	142668	COUPLER FEMALE 3/4-16 O-RING	2
12	142669	PLUG, COUPLER DUST	2
13	142670	BRACKET COUPLER MOUNT	1
14	142671	PLATE, COUPLER	1
15	143871	HARNESS, TANDEM ADAPTER	1
16	148338	FITTING, UNION SAE 37 8X8	2
17	191456	HITCH ASSY, REAR TOW 1-1/2HOLE <b>(INCLUDES ITEMS 27-34)</b>	1
18	194696	HOSE ASSY, 3/8X222 #8JICX#8OR	4
19	2-102-010004	BOLT U STANDARD GAUGE WHEEL	4
20	2-102-010039	U-BOLT, DISC BEARING BRKT	1
21	2-102-010054	U-BOLT	8
22	227665	PLATE, WEIGHT HITCH	1
23	231484	HITCH, REAR TOW WLDMT	1
24	231488	DECAL, MAXIMUM HITCH WEIGHT	1
25	528934	REFLECTOR - YELLOW	2
26	1-822-010001	TRIM 1350 3/8BLK FINE PEBBLE <b>(CUT TO LENGTH)</b>	
27	1-512-010005-15	NUT,HEX,SLFLKG GRB 3/4-10	1
28	1-647-010004240	PIN,SPRING,SLOTTED,5/16X2-1/2	2
29	1-654-010061-09	SCREW HX CP 3/4-10UNCX3 GR5	1
30	1-861-010034-17	WASHER,LKG,HLCL SPR,3/4	4
31	162191	SPRING, COMP 1.218 X 2.5	1
32	168768	MOUNT WLDMT REAR TOW HITCH	1
33	168773	PIN REAR TOW HITCH	1
34	183952	HITCH WLDMT REAR TOW RIGID	1

# Glossary

For clarity this glossary of industry standard abbreviations and their definitions are provided. For additional information, see instruction on the inside front cover or the last page of this manual.

## A

**ASM** ..... Assembly

## B

**BATT** ..... Battery  
**BHSC** ..... Button Head Socket Cap  
**BLK** ..... Black

## C

**CB** ..... Carriage Bolt  
**CONN** ..... Connector  
**CRG** ..... Carriage  
**CTSK** ..... Countersunk  
**CTWT** ..... Counterweight  
**CVR** ..... Cover  
**CYD** ..... Cylinder

## D

**DBL** ..... Double  
**DIA** ..... Diameter

## E

**ENCLSD** ..... Enclosed

## F

**FHCS** ..... Flanged Head Cap Screw  
**FHHCS** ..... Flanged Hex Head Cap Screw  
**FL OR FLG** ..... Flange  
**FLT** ..... Flat

## G

**GA** ..... Gauge

## H

**HHCS** ..... Hex Head Cap Screw  
**HCS** ..... High Carbon Steel  
**HD** ..... Head  
**HLCL** ..... Helical  
**HCSKT** ..... Hex Socket  
**HSFC** ..... Hex Socket Flat Countersunk  
**HYD** ..... Hydraulic

## I

**ID** ..... Inside Diameter

## L

**LH** ..... Lefthand  
**LKG OR LOCK** ..... Locking  
**LWR** ..... Lower

## M

**MANF** ..... Manifold  
**MNT** ..... Mount

## N

**NRW** ..... Narrow  
**NSS** ..... Not Serviced Separately

## O

**OD** ..... Outside Diameter  
**OHG** ..... Overhead Guard  
**ORFS OR ORS** ..... O-Ring Seal  
**ORP OR ORB** ..... O-Ring Boss

## P

**P-STEER** ..... Power Steering  
**PTFE** ..... Polytetrafluoroethylene (Teflon)

---

**R**

---

**RH** ..... Righthand  
**RND** ..... Round

**S**

---

**SER** ..... Series  
**SHCS** ..... Socket Head Cap Screw  
**SHLD** ..... Shield  
**SKT** ..... Socket  
**SLFLKG** ..... Selflocking  
**SOC** ..... Socket  
**SPDT** ..... Single Pole Double Throw  
**SPR** ..... Spring

**SQ** ..... Square  
**SRTD** ..... Serrated  
**SSCR** ..... Setscrew  
**SST** ..... Stainless Steel  
**STD** ..... Standard

**U**

---

**UPR** ..... Upper

**W**

---

**WHL** ..... Wheel  
**WLD OR WLDMT** ..... Weldment

### Index

#### Numerics

0600-250-01250	3-12	129263	10-20, 10-24
0600-375-01500	1-9	1-298-010001-1	1-7, 1-9, 2-3, 3-10, 3-12
100000362	7-3	130052	1-7
1-007-010025	6-2, 6-4	133662	5-2
100823	3-12	133937	10-16
100827	10-4	139201	3-8, 10-4, 10-10, 10-28, 10-30
100830	10-4	1-397-010369036	6-4
100856	1-4, 3-2, 3-8	140470	1-4, 6-2, 7-2
101988	1-4, 3-2, 3-10, 10-16, 10-28, 10-30	140471	3-2, 6-2, 7-1
102498	1-12, 3-6	140547	3-2, 3-8
102600	1-4, 1-12, 1-14	140548	1-4
102604	1-12, 3-6	140554	1-14, 3-6
103841	2-2	140594	1-14
104358	1-4	140595	1-14
105874	8-4, 10-32	140599	1-4, 3-2, 10-4, 10-10, 10-28, 10-30
1-076-010007	1-14, 3-6	140645	3-6
1-076-010010	1-14, 3-6	140646	1-14
108628	4-2	140647	2-2, 2-4
108675	5-2, 5-4	141109	1-2
108676	5-2, 5-4	141198	1-14
108705	10-20, 10-24	141213	4-4
111789	7-1, 7-2, 7-3	141217	4-4
111871	7-1	141236	1-14, 3-6
111962	1-12	141238	1-14, 3-6
116100	3-2, 4-2	141244	3-2, 4-2
116489	6-2	141247	2-2
116490	6-4	141249	2-2
117259	6-4	141250	2-4
119118	1-4, 3-2	141251	1-4, 3-3
122911	6-2	141259	9-4
122917	4-4	141260	9-4
126235	10-32	141274	1-4
127712	1-4, 3-2	141301	7-1, 7-2
		141434	2-2
		141594	6-2, 6-4

---

141597	2-2, 9-4	1-512-010005-05	1-2, 1-5, 4-2, 10-16, 10-26, 10-28, 10-30, 10-32
141807	2-2	1-512-010005-09	1-2, 1-4, 3-10, 5-2, 5-4, 8-4, 10-6, 10-12, 10-16
141808	10-16, 10-28, 10-30	1-512-010005-13	1-2, 1-4, 2-2, 3-2, 4-2, 8-4, 10-4, 10-10, 10-20, 10-24, 10-28, 10-30, 10-32
141809	1-4, 3-2, 3-10	1-512-010005-15	1-4, 2-2, 3-2, 3-8, 4-2, 10-4, 10-10, 10-16, 10-28, 10-30, 10-32
141826	6-4	1-512-010005-19	1-4, 2-2, 3-2, 3-8, 10-4, 10-10, 10-28, 10-30
141828	6-2, 6-4, 10-32	1-512-010007-07	2-2
141866	3-6	1-512-010007-08	5-2, 5-4
141882	6-2	1-512-010007-14	10-4, 10-10, 10-28
142103	7-1	151508	3-2
142109	7-2	151528	3-10
142110	7-1, 7-2	1-516-010001-20	1-12, 1-14, 3-6
142111	7-2	152210	10-4, 10-10, 10-28
142112	7-1, 7-2	153621	6-2
142114	7-2	153696	2-2
142116	7-1	153803	3-12
142194	2-4	153843	6-4
142650	3-2, 3-8	154994	10-6, 10-12
142668	10-32	154995	10-6, 10-12
142669	10-32	154997	10-6, 10-12
142670	10-32	154998	10-6, 10-12
142671	10-32	155002	10-4
142753	1-2	155005	10-6, 10-12
143066	3-6	155523	2-2, 9-4
143067	1-14	155528	6-2
143853	6-2	155529	6-4
143871	10-32	1-557-010013	4-2
143994	7-1, 7-2	1-557-010362-51	1-12, 1-14, 3-6
144193	9-4	1-557-010403	1-4
144325	10-10	155927	10-6, 10-12
147072	10-10	155956	10-6, 10-12
147553	1-4, 1-14	155963	10-4
147582	6-4	155971	10-6, 10-12
148338	6-2, 10-32	156010	9-4
1-510-010003-09	10-6, 10-12	156778	10-12
1-511-010001-07	5-2		
1-512-010005-01	1-2, 2-2, 4-2, 8-4		
1-512-010005-03	4-2, 10-32		

---

---

156779	10-6, 10-12	164215	1-2
156785	10-10, 10-28	164216	1-2
156950	2-2	164219	3-2
156973	1-12	164220	3-2
156979	1-12	164256	3-2
156992	1-4, 3-2	164260	4-2, 4-4
1-573-010006	9-4	164261	4-4
158841	5-2	164263	4-4
158843	3-12	164277	1-4, 3-2
158844	3-8, 3-12	164286	4-2
158896	10-4, 10-10, 10-28	164293	10-10
158897	10-10, 10-28	164295	1-2
159557	3-12	164301	9-4
159569	6-2	164303	6-2
159954	1-9	164314	5-2
15G816ER	1-7	164315	10-6, 10-12
161531	1-4, 3-2	164318	10-12
162191	10-32	164319	10-12
162845	1-4, 3-2	164320	10-12
162904	5-2	164321	10-6, 10-12
162906	5-2	164322	10-6
162930	5-2	164323	10-6, 10-12
164124	1-5	164331	10-4
164125	4-2	164335	10-4
164126	4-2	164336	10-4
164134	8-4	164349	3-6
164135	8-4	164352	3-2, 3-6, 3-10
164138	8-4	1-647-010004217	4-4
164139	8-4	1-647-010004221	10-10, 10-28
164140	8-4	1-647-010004240	3-2, 4-2, 10-32
164142	4-2	1-647-010004257	1-9
164146	5-2	1-654-010047-04	4-4
164147	5-2	1-654-010047-06	1-2, 2-2, 4-2, 8-4
164175	1-4, 3-2	1-654-010047-07	8-4
164186	1-4	1-654-010047-08	8-4
164192	5-2	1-654-010049-05	10-32
164200	1-2, 3-3	1-654-010051-06	1-5
164201	3-3	1-654-010051-09	4-2



1-654-010051-11	10-16, 10-28, 10-30, 10-32	166160	5-2
1-654-010051-12	1-2	166175	10-16
1-654-010055-02	10-16, 10-28, 10-30	166176	10-16
1-654-010055-03	10-10	166177	10-16, 10-28, 10-30
1-654-010055-05	10-16, 10-28, 10-30	166199	5-4
1-654-010055-09	10-16, 10-28, 10-30	166200	5-4
1-654-010055-10	3-10	166201	5-4
1-654-010055-11	1-2	166242	10-16, 10-28, 10-30
1-654-010055-14	1-4, 10-6, 10-12	166248	4-2
1-654-010055-17	5-4	166250	4-2
1-654-010059-05	1-2, 1-4, 3-2	166252	1-2, 6-2, 6-4
1-654-010059-06	5-4	166253	1-2, 6-4
1-654-010059-07	4-2	166336	10-12
1-654-010059-11	1-2	166341	10-20, 10-24
1-654-010059-13	1-4, 3-2	166342	10-20, 10-24
1-654-010059-14	10-10	166343	10-20, 10-24
1-654-010059-16	10-10	166344	10-20
1-654-010061-05	1-4, 10-32	167575	4-2, 6-4, 7-3
1-654-010061-09	1-4, 3-2, 10-32	167618	6-4
1-654-010061-15	10-10, 10-16, 10-28, 10-30	168739	10-10, 10-28, 10-30
1-654-010061-16	4-2	168753	10-10
1-654-010061-19	2-2	168762	10-10
1-654-010061-22	2-2	168764	10-28, 10-30
1-654-010061-23	10-16	168768	10-32
1-654-010065-08	1-4, 3-2	168773	10-32
1-654-010065-13	1-4	168787	3-2
1-654-010070-02	10-6, 10-12	168859	1-12
1-654-010070-03	10-24	168897	10-16
1-654-010070-04	10-20	169549	7-3
1-654-010070-11	10-6, 10-12	169550	7-3
1-654-010070-13	10-6, 10-12	169552	7-3
1-654-010070-14	10-6, 10-12	170258	2-2
1-654-010080-2	3-12	170870	10-12
1-654-010125-18	10-10, 10-28, 10-30	171070	1-4, 3-2
1-654-010125-22	2-2	172509	10-16, 10-20, 10-24, 10-28, 10-30
166148	10-26	172662	5-2
166156	3-2	172666	5-2
166158	4-4	172667	5-2

172670 .....	5-2	1-861-010034-21 .....	3-10
172671 .....	5-2	186166 .....	10-14
172672 .....	5-2	186170 .....	10-14, 10-18, 10-22
172673 .....	10-10, 10-16, 10-28, 10-30	186178 .....	10-26
172677 .....	10-10, 10-28	186179 .....	10-26
172802 .....	2-2	186180 .....	10-26
172830 .....	10-4	186182 .....	10-26
173850 .....	3-10	186183 .....	10-26
174435 .....	8-4	186187 .....	10-14, 10-26
174436 .....	8-4	186188 .....	10-14, 10-18, 10-22, 10-26
174437 .....	8-4	186189 .....	10-18, 10-22, 10-26
174438 .....	8-4	186191 .....	10-18, 10-22, 10-26
174439 .....	8-4	186192 .....	10-14, 10-18, 10-22, 10-26
174448 .....	9-4	186193 .....	10-16, 10-28, 10-30
174526 .....	10-20, 10-24	186195 .....	10-14, 10-16
174532 .....	10-20, 10-24	186200 .....	10-16, 10-28, 10-30
176601 .....	8-4	186204 .....	10-16, 10-28, 10-30
176602 .....	8-4	186205 .....	10-16, 10-28, 10-30
176603 .....	8-4	186210 .....	10-16, 10-28, 10-30
176625 .....	10-10	187163 .....	3-10
176766 .....	2-2	187166 .....	3-10
177030 .....	2-2, 2-3	187439 .....	6-2
181801 .....	6-2	187517 .....	10-16, 10-28, 10-30
1-822-010001 .....	1-5, 3-3, 10-32	187529 .....	10-14
183952 .....	10-32	187531 .....	10-14
184708 .....	1-4	187532 .....	10-14
185697 .....	10-16, 10-28, 10-30	189451 .....	2-2, 2-3
185757 .....	10-20, 10-24	189453 .....	2-3
185928 .....	5-2, 5-4	189454 .....	2-3
1-861-010005 .....	1-12	191456 .....	10-32
1-861-010032-13 .....	5-2, 5-4	191459 .....	10-10, 10-28, 10-30
1-861-010032-14 .....	10-10	191488 .....	4-2
1-861-010032-15 .....	10-6, 10-12	191490 .....	4-2
1-861-010032-19 .....	5-2, 10-10	193089 .....	1-12
1-861-010032-24 .....	2-2, 10-4, 10-10, 10-28	193754 .....	1-4, 3-2
1-861-010034-09 .....	4-4	194616 .....	5-2
1-861-010034-12 .....	5-2, 5-4	194696 .....	10-32
1-861-010034-17 .....	10-20, 10-24, 10-32	198322 .....	1-7

---

198346	1-4, 1-7	210606	3-2, 3-6, 3-8
198347	1-7	211056	10-4, 10-10, 10-28, 10-30
199359	10-10, 10-28, 10-30	212046	1-7
199362	1-4, 3-2	2-150-010008	1-4, 3-3
199376	10-10	2-150-010174	1-4, 3-2
199390	10-10	215341	1-7, 9-4
200218	10-20, 10-24	218648	7-3
200221	10-20, 10-24	223435	1-12
200222	10-20, 10-24	223437	1-12
200238	10-20, 10-24	223438	1-12
200254	10-8, 10-18, 10-20	223439	1-12
200255	10-8, 10-18, 10-20	223440	1-4, 1-12
200256	10-8, 10-18, 10-20	224589	9-4
200257	10-8, 10-18, 10-20	224590	4-2
200259	10-20, 10-24	224697	1-4, 3-2
200296	10-24	225124	10-20
200297	10-24	225125	10-20
200298	10-24	225126	10-20
200299	10-24	225127	10-20
200829	2-2	227602	3-10
202702-10-8S	6-2	227603	3-10
202702-8-8S	6-2, 6-4	227607	3-10
203185	10-22, 10-24	227608	3-10
203186	10-22, 10-24	227614	3-10
203187	10-22, 10-24	227621	3-10
203467	4-2, 6-2	227622	3-10
203596	6-4	227625	3-10
204384	3-2, 3-8	227628	10-6
204385	1-4	227631	1-4, 3-2
2062-10-8S	6-2	227637	1-4, 3-2
2062-8-8S	6-2, 6-4	227640	1-4, 3-2
208187	10-10, 10-28, 10-30	227643	3-10
209797	10-10	227645	1-4, 1-9, 3-2
209798	10-10	227646	1-4
209799	10-10	227648	1-4
2-102-010004	5-2, 10-32	227655	2-2
2-102-010039	10-32	227656	2-2
2-102-010054	2-2, 3-2, 4-2, 10-32	227657	2-2

---

---

227665	2-2, 10-32	229716	10-8, 10-12
227666	10-10, 10-28, 10-30	229718	10-18, 10-22, 10-28
227670	10-8, 10-10	229719	10-18, 10-22, 10-30
227671	10-10	23085	1-9
227675	1-9	231483	10-32
227679	1-9	231484	10-32
227680	1-9	231488	9-4, 10-32
227686	2-2	232185	9-4
227687	2-2	232487	4-2
227689	1-4	235339	1-5
227690	3-2	2-368-010287	2-2, 8-4
227691	3-2	240687	3-10
228187	1-7	2-474-010022	6-4
228190	1-7	2-557-010009	10-16, 10-28, 10-30
228193	1-7	2-573-010037	9-4
228999	3-8, 3-10	2-573-010198	9-4
229049	6-2	2-654-010097	3-12
229061	10-2, 10-4	29SFFL 5811	5-2, 5-4, 10-10, 10-16, 10-28, 10-30
229062	10-4	2P377	2-2
229063	10-4	3J608	1-5, 3-2
229068	10-4	4001060	1-12
229075	10-2, 10-6	415	3-2, 3-8
229076	10-2, 10-6	4K552	10-10
229077	10-2, 10-6	5000	1-12, 1-14, 3-6
229096	3-2	500171	2-4
229680	10-2	528933	8-4, 9-4
229682	10-2	528934	8-4, 9-4, 10-32
229683	10-2	528938	8-4, 9-4
229691	10-18	6-102-010009	5-2
229693	10-18	7/16-14X1-3/4PB	5-2, 5-4
229694	10-18	70239854	1-2
229702	10-8	70260977	4-2, 9-4
229704	10-8	71508985	6-4
229705	10-8	71508987	6-4
229711	10-8, 10-12	71508988	6-4
229712	10-8, 10-12	71508992	6-4
229713	10-8, 10-12	8-102-010012	10-10, 10-20, 10-24, 10-28, 10-30
229714	10-8, 10-12	8-102-010017	10-26

8-102-010019 ..... 8-4  
8-102-010043 ..... 8-4, 10-4, 10-10  
8-557-010149 ..... 4-2  
8-573-010084 ..... 2-2, 9-4  
8-689-010006 ..... 5-2, 5-4  
8-689-010007 ..... 5-2, 5-4  
8-689-010008 ..... 5-2, 5-4  
8-689-010009 ..... 5-2, 5-4  
8-720-010011 ..... 10-10  
8C520 ..... 10-16, 10-28, 10-30

**T**

---

TR575 ..... 1-4

**W**

---

W908409-4 ..... 3-2

# Instructions for Ordering Parts

**\*\* Repair parts must be ordered through an Authorized Dealer \*\***

## DEALER INSTRUCTIONS FOR ORDERING PARTS FROM LANDOLL PARTS DISTRIBUTION CENTER

Phone #: 800-423-4320 or 785-562-5381

Fax #: 888-527-3909

Order online: [dealer.landoll.com](http://dealer.landoll.com)

### IDENTIFICATION PLATE

The identification plate, which lists the model number and serial number, is located on the front of the frame.

### SERIAL NUMBER

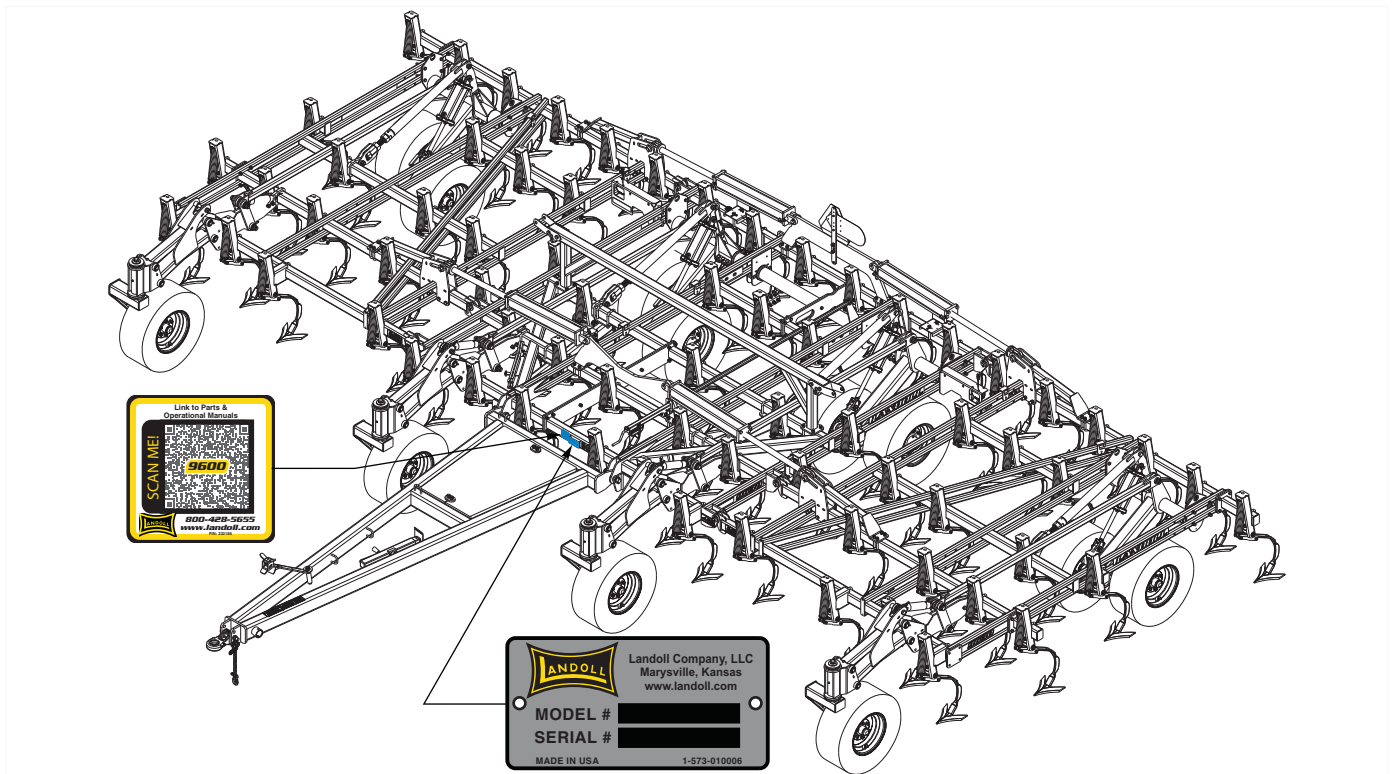
The serial number is located on the identification plate.  
The Following information will help decode the 9630FH FC serial number

**96H2220000 = xxmysssss**

### QR CODE DECAL

The 9600 series QR code decal, may be scanned to link you to the most current manuals, located on the front of the frame [See Figure 13-1](#)

<b>xx</b>	= model series (i.e. 96 for Field Cultivator)
<b>m</b>	= month of manufacture (ex. "H" means October. The letter I is not used.)
<b>yy</b>	= year manufactured (ex. "22" means 2022)
<b>SSSSS</b>	= Sequential number used to track warranty and service information.



**Figure 13-1: Identification Plate and Location**

## Manuals for 9630FH Field Cultivator

Manual Number	Manual Type
F-1105	Operator's Manual
F-1106	Parts Manual

# Document Control Revision Log:

Date	Form #	Improvement(s): Description and Comments
11/21/2020	F-1106	New Manual
12/17/2020	F-1106-1220	Initial Release
01/24/2022	F-1106-0122	Hydraulic updates. added QR code and SIS 20mph decal
07/5/2022	F-1106-0122	Updated gauge wheel bushings.



---

# Intertek

Equipment from Landoll Company, LLC is built to exacting standards ensured by ISO 9001 registration at all Landoll manufacturing facilities.

## Model 9630FH

### Field Cultivator

### Parts Manual

## Re-Order Part Number F-1106

#### LANDOLL COMPANY, LLC

1900 North Street

Marysville, Kansas 66508

(785) 562-5381

800-428-5655 ~ [WWW.LANDOLL.COM](http://WWW.LANDOLL.COM)



Copyright 2022. Landoll Company, LLC

“All rights reserved, including the right to reproduce this material or portions thereof in any form.”

