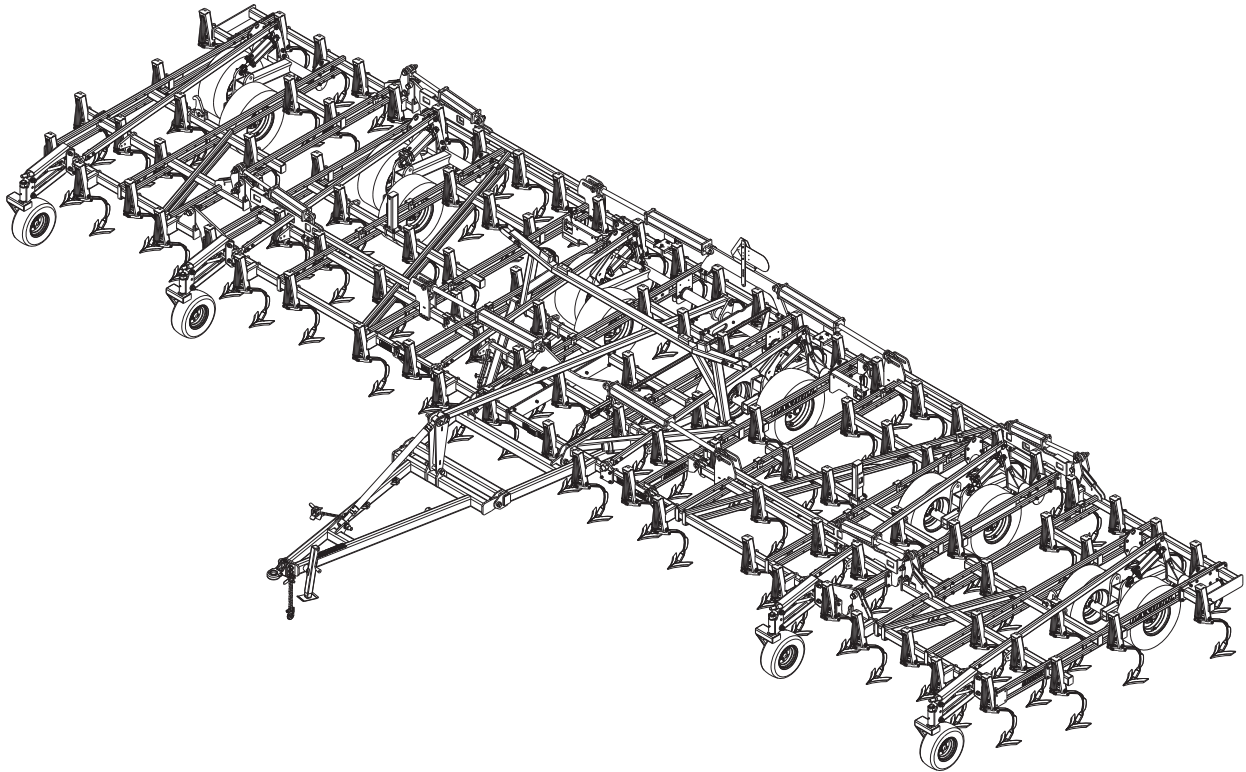




**Model 9650
Field Cultivator
Parts Manual**



LANDOLL COMPANY, LLC

1900 North Street

Marysville, Kansas 66508

(785) 562-5381

800-428-5655 ~ WWW.LANDOLL.COM

Instructions for Ordering Parts

**** Repair parts must be ordered through an Authorized Dealer ****

DEALER INSTRUCTIONS FOR ORDERING PARTS FROM LANDOLL PARTS DISTRIBUTION CENTER

Phone #: 800-423-4320 or 785-562-5381

Fax #: 888-527-3909

Order online: dealer.landoll.com

IDENTIFICATION PLATE

The identification plate, which lists the model number and serial number, is located on the front of the frame.

SERIAL NUMBER

The serial number is located on the identification plate.
The Following information will help decode the 9650 FC serial number

96H2220000 = xxmysssss

QR CODE DECAL

The 9600 series QR code decal, may be scanned to link you to the most current manuals, located on the front of the frame *See Figure 1-1*

xx	= model series (i.e. 96 for Field Cultivator)
m	= month of manufacture (ex. "H" means October. The letter I is not used.)
yy	= year manufactured (ex. "22" means 2022)
SSSSS	= Sequential number used to track warranty and service information.

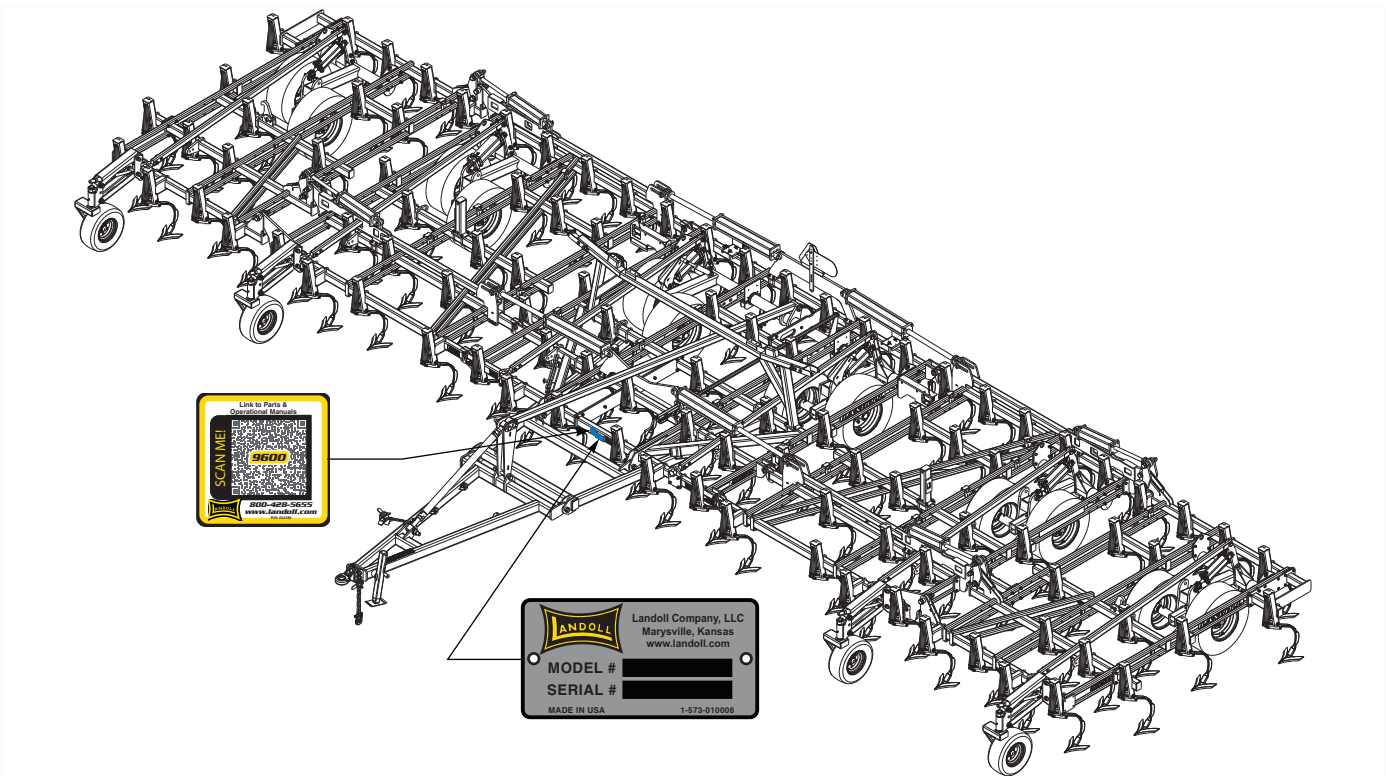


Figure 1-1: Identification Plate and Location

Manuals for 9650 Field Cultivator

Manual Number	Manual Type
F-605	Operator's Manual
F-606	Parts Manual

Table of Contents

1	Frame Assemblies Center	
	Center Frame Assembly	1-1
	Center Frame Lift Assembly	1-3
	Walking Beam Assembly	1-5
	Depth Stop Tube Assembly	1-7
	Hub and Spindle Assembly, 8 Bolt	1-9
2	Hitch Assemblies	
	Hitch and Leveling Assembly	2-1
	Radius Rod Assembly	2-3
	Ball and Clevis Hitches	2-4
	Jack Assembly	2-5
3	Frame Assemblies Wing	
	8' Inner Wing Assembly 9650-38'-42'	3-1
	10' Inner Wing Assembly 9650-46'-50'	3-5
	6' Outer Wing Assembly 9650-38'-42'	3-9
	8' Outer Wing Assembly 9650-46'-50'	3-13
	Front Gauge Wheel Assembly	3-17
	Walking Beam Assembly 2-1/4"	3-19
	Hub/Spindle Assembly 6-Bolt, 2-1/4" Spindle	3-21
	Hub/Spindle Assembly 6-Bolt, 2" Spindle	3-23
4	Shank Assemblies	
	Shank Assembly Spring	4-1
	Shank Assembly S-Tine	4-3
5	Hydraulic Assemblies	
	Hydraulic Assembly Lift, 9650-38'-42'	5-1
	Hydraulic Assembly Lift, 9650-46'-50'	5-3
	Hydraulic Assembly Fold, 9650-38'-42'	5-5
	Hydraulic Assembly Fold, 9650-46'-50'	5-7
6	Cylinders	
	Cylinder Assembly 3-1/2 x 10, Rephase	6-1
	Cylinder Assembly 3-3/4 x 10, Rephase	6-2
	Cylinder Assembly 4 x 10, Rephase	6-3
	Cylinder Assembly 4-1/2 x 30	6-4
	Cylinder Assembly 4 x 16	6-5
7	Electrical	
	Electrical Assembly W/LED Lights Wiring Chart	7-1
	Electrical Assembly W/LED Lights	7-3
8	Decals	

Decals 8-1
 Decal Installation 8-3

9 Attachments

4 Row Coil Tine Harrow Layout 9-1
 Coil Tine Harrow Assembly 9-3
 Coil Tine Harrow Assembly W/Stop 9-5
 4 Row Coil Tine Harrow Assembly 9-7
 3 Row Tine and Reel Harrow Layout 9-9
 3 RCT and Flat Reel Layout 9-11
 Tine and Reel Arm Assembly 9-13
 3 Row Coil Tine Harrow Assembly 9-15
 5 Row Spike Harrow Layout 9-17
 Arm Assembly 5 Row Spike Harrow 9-19
 Arm Assembly 5 Row Spike Harrow W/Tray 9-21
 3 Row Spike and Reel Layout 9-23
 Reel Assembly 9-25
 3 RSD and Flat Reel Layout 9-27
 Flat Reel Assembly 9-29
 Spike Bar Assembly, 9 SP 9-31
 Arm Assembly 3RSD 9-33
 Arm Assembly 3RSD W/O Spring 9-35
 Arm Assembly 3RSD W/Tray 9-37
 Rear Tow Hitch Assembly 9-39

10 Glossary

Frame Assemblies Center

Center Frame Assembly

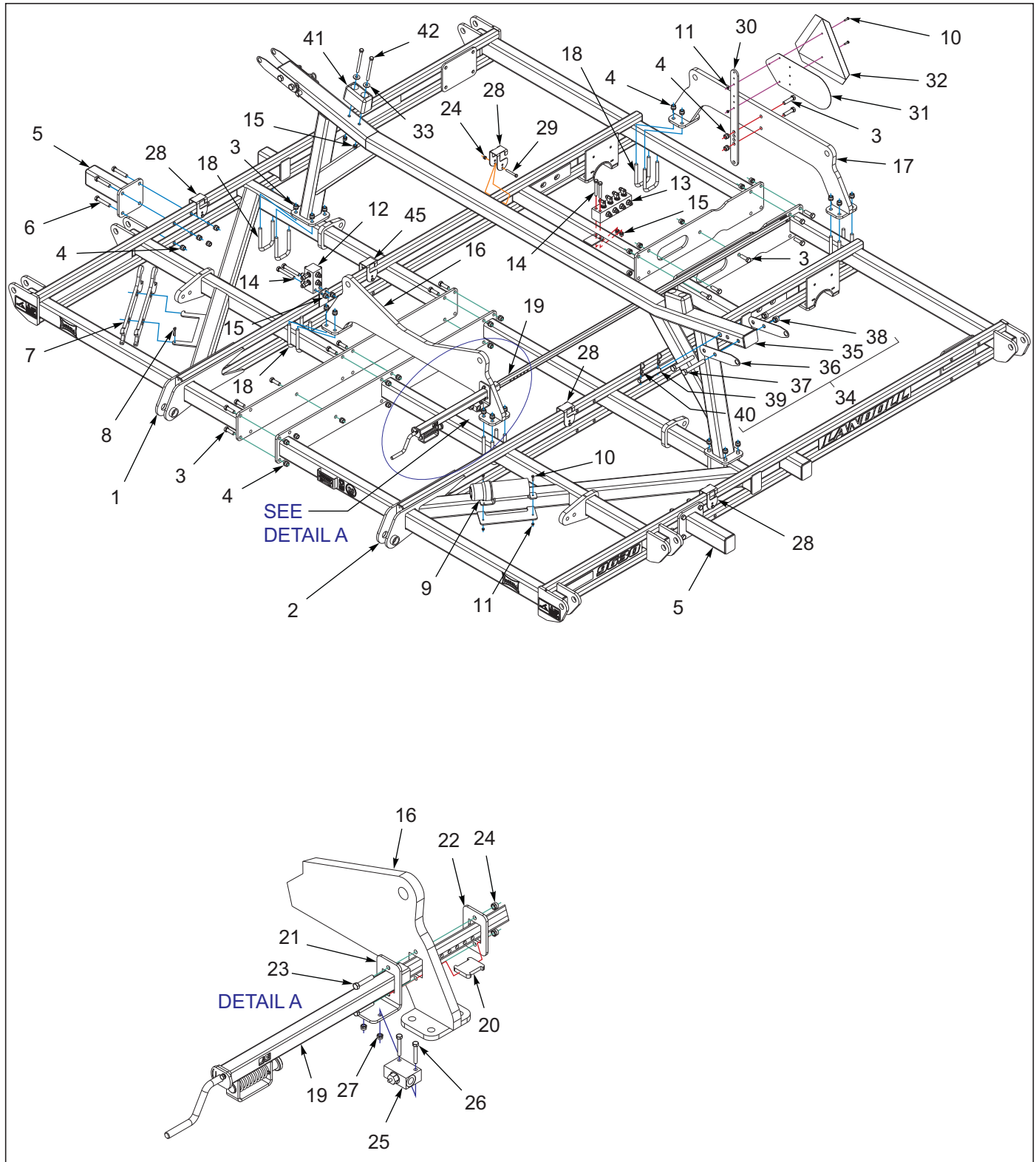


Figure 1-1: Center Frame Assembly

Center Frame Assembly

ITEM	PART NUMBER	DESCRIPTION	QTY.
1	164215	FRAME WLDMT RH CENTER 12-1/2'	1
2	164216	FRAME WLDMT LH CENTER 12-1/2'	1
3	1-654-010059-05	SCREW,HEX CAP,5/8-11UNCX2 GR5	25
4	1-512-010005-13	NUT,HEX SLFLKG GRB 5/8-11	55
5	164200	EXTENSION, SHANK 12" WLDMT	2
6	1-654-010059-11	SCREW,HX CP 5/8-11UNCX3.5GR5	8
7	141109	WRENCH, ADJUSTMENT	2
8	70239854	PIN QUICK HITCH	1
9	142753	MANUAL HOLDER	1
10	1-654-010047-06	SCREW,HX CP 1/4-20UNCX1 GR5	4
11	1-512-010005-01	NUT,HEX,SLFLKG GRB 1/4-20	4
12	172664	MANIFOLD ASSY, FOLD	1
13	166252	MANIFOLD ASSY LIFT/FOLD	1
14	1-654-010055-11	SCREW,HX CP 1/2-13UNCX3-1/2	4
15	1-512-010005-09	NUT,HEX,SLFLKG, 1/2-13 GRB	8
16	191488	MOUNT WLDMT FOLD CYL FRONT	1
17	191490	MOUNT WLDMT FOLD CYL REAR	1
18	2-102-010054	U-BOLT	12
19	164260	TUBE ASSY, DEPTH STOP (SEE PAGE 1-7)	1
20	164126	PLATE, SLIDE	1
21	164125	MOUNT, DCV VALVE	1
22	166250	CLAMP PLATE STROKE CONTROL	1
23	1-654-010051-09	SCREW,HEX CAP,3/8-16UNCX2 GR5	2
24	1-512-010005-05	NUT, HEX, SLFLKG GRB 3/8-16	7
25	185660	VALVE, LIMIT	1
26	1-654-010049-09	SCREW,HEX CAP,5/16-18UNCX2GR5	2
27	1-512-010005-03	NUT HEX SLFLKG GRB 5/16-18	2
28	164295	CLAMP, HOSE	5
29	1-654-010051-12	SCREW,HEX CAP,3/8-16UNCX2-3/4	5
30	164142	BRACKET, SMV MOUNTING	1
31	224590	MOUNT, SIS DECAL	1
32	70260977	SMV EMBLEM	1
33	1-861-010032-15	WASHER, FLAT 1/2 W ZP/CD	4
34	232488	WING STABILIZER ASSY, 9650 (INCLUDES ITEMS 15, 35-43)	1
35	174392	WING STABILIZER 9650 WLDMT	1
36	174396	BRACKET, WING STABILIZER	4
37	1-654-010061-16	SCREW 3/4-10UNCX5-1/2 HXCP G5	4
38	1-512-010005-15	NUT,HEX,SLFLKG GRB 3/4-10	4
39	8-557-010149	PIN 1 DIA X 6	2
40	1-557-010013	PIN, HAIR 3/16 DIA	4
41	128874	BUMPER RUBBER 6X3X3-1/2	2
42	1-654-010055-17	SCREW,HEX CAP,1/2-13UNCX6 GR5	4

Center Frame Lift Assembly

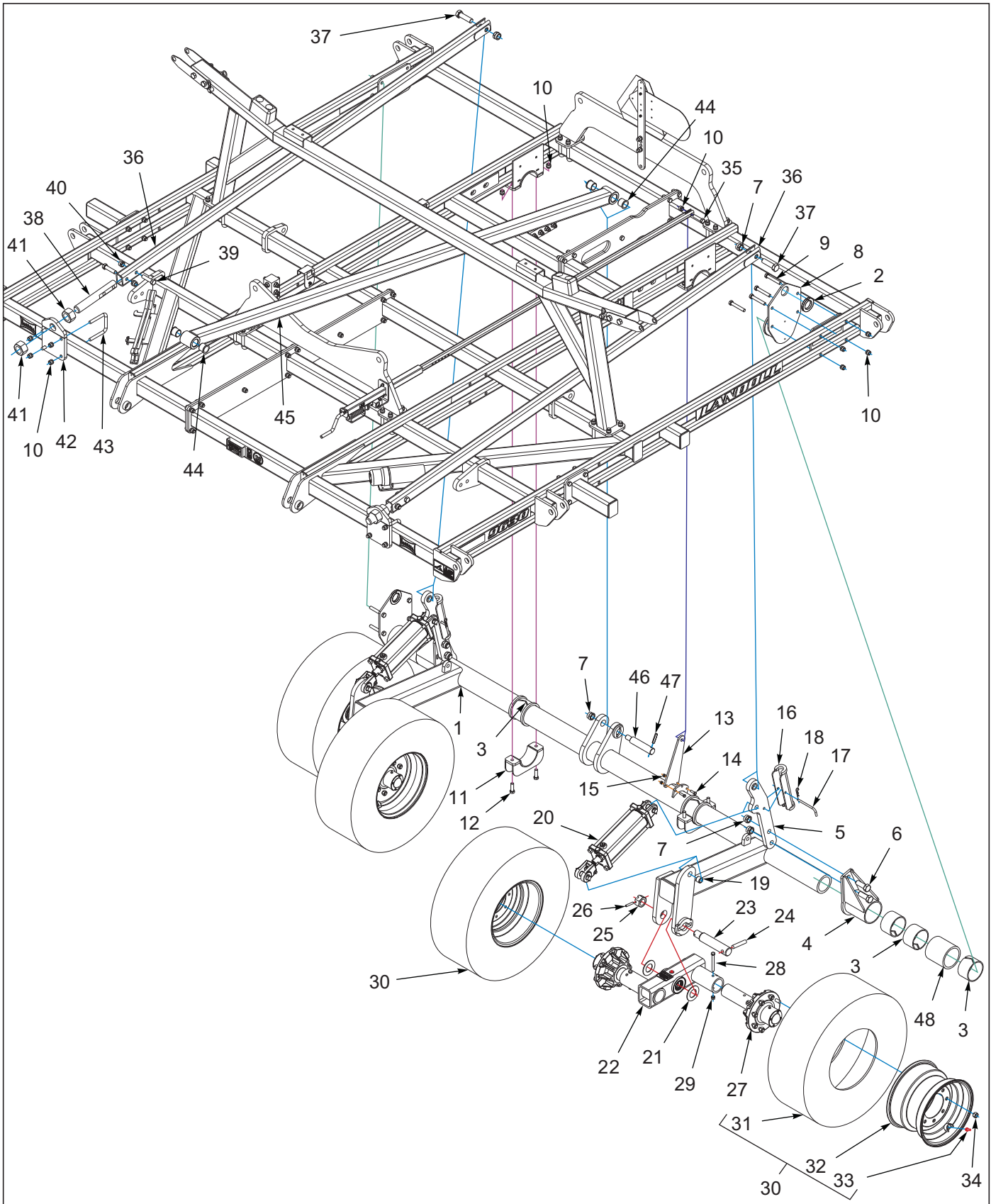


Figure 1-2: Center Frame Lift Assembly

Center Frame Lift Assembly

ITEM	PART NUMBER	DESCRIPTION	QTY.
1	164271	LIFT, CENTER 12-1/2' WLDMT	1
2	1-822-010001	TRIM 1350 3/8BLK FINE PEBBLE (CUT TO LENGTH)	
3	164175	BEARING UHMW 4-1/2X3W	8
4	164256	BEARING, HOUSING WLDMT	2
5	161531	ARM, CYLINDER	2
6	1-654-010065-08	SCREW,HX CP 1-8UNC X 2-3/4GR5	4
7	1-512-010005-19	NUT 1-8 HEX SLF-LOCKING GRB	7
8	162845	BEARING CAP 4-1/2 WLDMT	2
9	1-654-010059-13	SCREW HEX CAP 5/8-11X4UNC GR5	8
10	1-512-010005-13	NUT,HEX SLFLKG GRB 5/8-11	21
11	164186	MOUNT, LIFT BEARING WLDMT	2
12	1-654-010059-05	SCREW,HEX CAP,5/8-11UNCX2 GR5	4
13	164124	MOUNT, DEPTH CONTROL	1
14	1-654-010051-06	SCREW,HEX CAP 3/8-16UNCX1-1/4	2
15	1-512-010005-05	NUT, HEX, SLFLKG GRB 3/8-16	2
16	141274	LOCKOUT, 1-3/8 ROD X 10 WLDMT	2
17	104358	L PIN,CYL STOP	2
18	1-557-010403	HAIRPIN 1/8	2
19	2-150-010008	BUSHING 1-1/4ODX1IDX1 STEEL	2
20	140470	CYLINDER 4X10 REPHASE (SEE PAGE 6-3)	2
21	171070	WASHER, THRUST 2	4
22	198346	WALKING BEAM ASSY 3" (SEE PAGE 1-5)	2
23	164277	SPINDLE, WALKING BEAM	2
24	156992	PIN, WALKING BEAM SPINDLE	2
25	119118	NUT 1-1/2-12UNF HEX SLOTTEDZP	2
26	127712	PIN SPRING SLOTTED 3/8X2-1/4	2
27	223440	ASSY, 8 BOLT HUB & SPINDLE (SEE PAGE 1-9)	4
28	1-654-010055-14	SCREW,HX CP,1/2-13UNCX4-1/2G5	4
29	1-512-010005-09	NUT,HEX,SLFLKG, 1/2-13 GRB	4
30	238440	TIRE & WHEEL ASSY, 340/60R16.5 (INCLUDES ITEMS 31-34)	4
31	238441	TIRE, 340/60R 16.5 IMP BKT	4
32	181616	WHEEL, 16.5X11 8-BOLT 1.00	4
33	TR575	VALVE STEM TUBELESS TIRE	4
34	102600	NUT,WHEEL BOLT, 5/8	32
35	1-654-010059-07	SCREW HX CP 5/8-11UNCX2-1/2G5	1
36	161525	ARM WLDMT LIFT	2
37	151508	SCREW HX CP 1-8UNCX3-1/2 GR5	2
38	164246	SCREW, ADJUSTMENT	2
39	1-654-010061-09	SCREW HX CP 3/4-10UNCX3 GR5	4
40	1-512-010005-15	NUT,HEX,SLFLKG GRB 3/4-10	4
41	159954	NUT HEX 1-3/4-5UNC GR2	4
42	162851	MOUNT, LIFT ARM	2
43	2-102-010004	BOLT U STANDARD GAUGE WHEEL	4
44	140599	BEARING, FLANGE 1-1/2"	4
45	164279	TUBE WLDMT LEVELER	2
46	144493	PIN, HITCH	1
47	144115	PIN, GROOVED ALLOY 1/2X2-1/4	1
48	166156	SPACER, BEARING HOUSING	2

Walking Beam Assembly

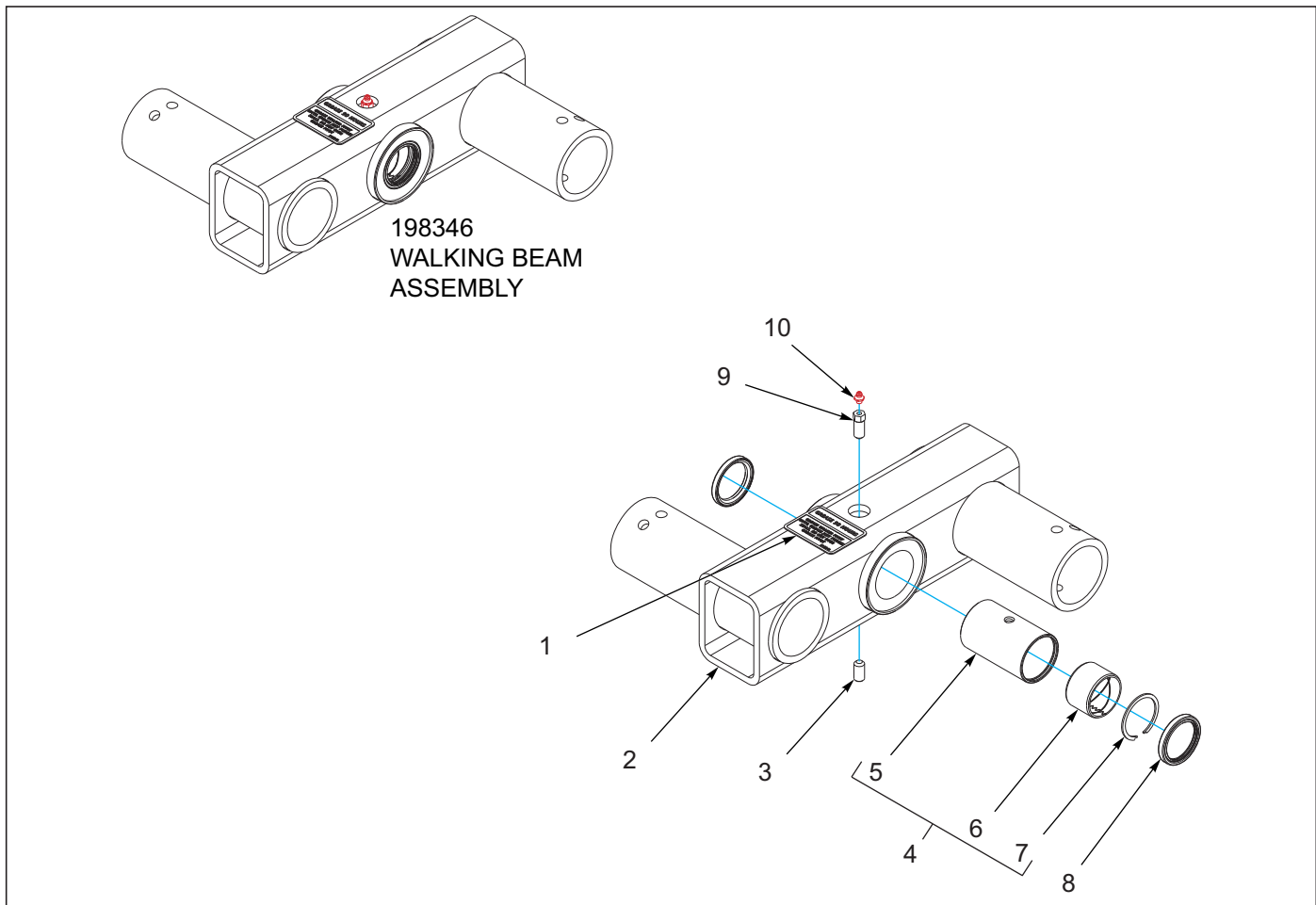


Figure 1-3: Walking Beam Assembly

Walking Beam Assembly

ITEM	PART NUMBER	DESCRIPTION	QTY.
--	198346	WALKING BEAM ASSY 3"	
1	215341	DECAL, GREASE WALKER	1
2	198347	WALKING BEAM WLDMT 3"	1
3	15G816ER	SCREW SET SOC HD CPPT.5-13X1	1
4	228187	ASSY, PIVOT 2 X 4 CONNEX (INCLUDES 5-7)	1
5	228190	BUSHING, 2X4 W/ SNAP RING	1
6	130052	BUSHING, SPRING 2-1/4X2X1-1/2	2
7	228193	SNAP RING, INTERNAL - 2-1/4	2
8	198322	SEAL, V17, DOUBLE LIP 2"	2
9	212046	SCREW, SET FOR ZERK	1
10	1-298-010001-1	ZERK FITTING 1/4 SAE	1

Depth Stop Tube Assembly

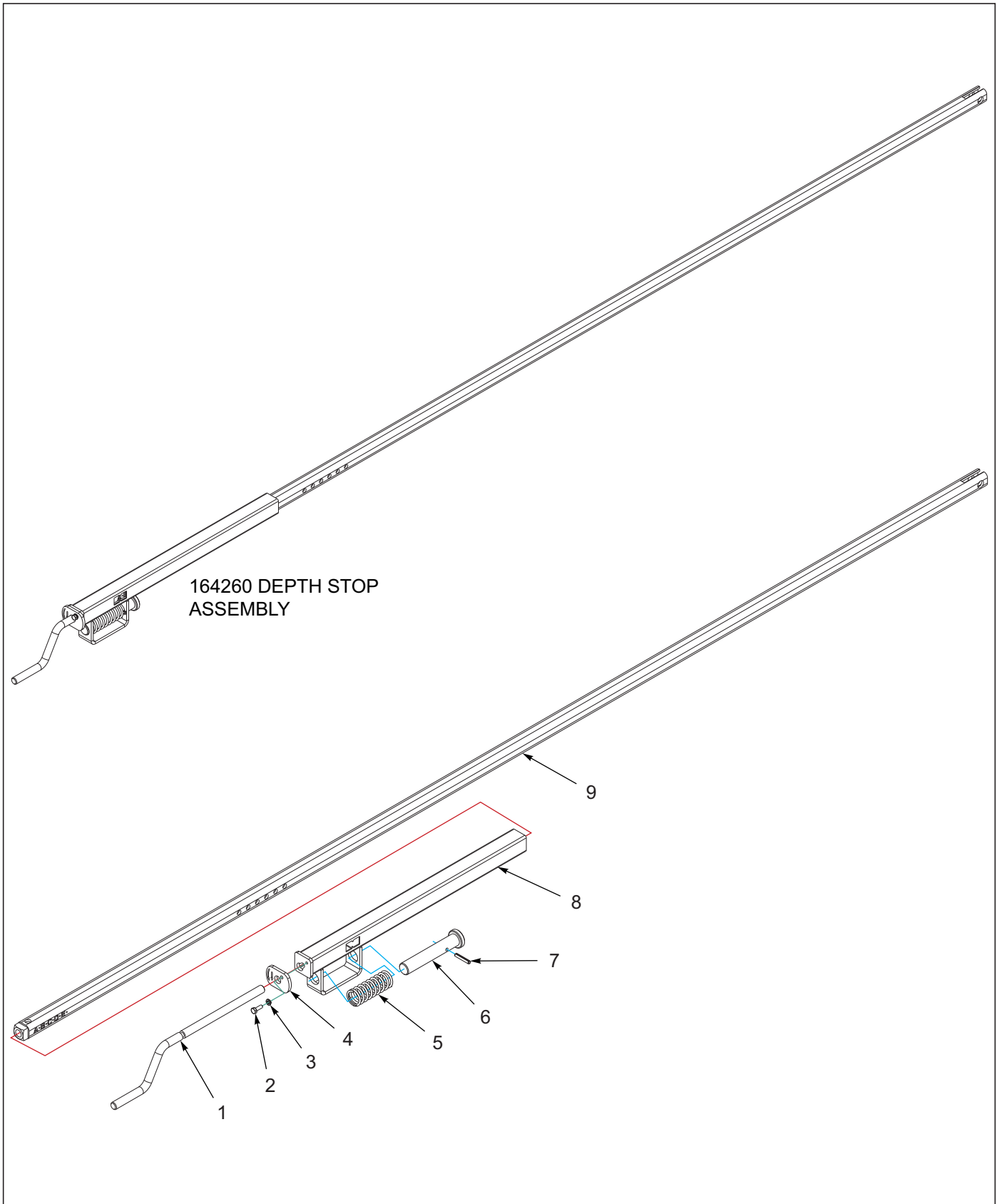


Figure 1-4: Depth Stop Tube Assembly

Depth Stop Tube Assembly

ITEM	PART NUMBER	DESCRIPTION	QTY.
--	164260	TUBE ASSY, DEPTH STOP	
1	141217	HANDLE, DEPTH STOP	1
2	1-654-010047-04	SCREW,HEX CAP,1/4-20X3/4 GR5	1
3	1-861-010034-09	WASHER, LKG HLCL SPR, 1/4	1
4	166158	WASHER, DEPTH STOP	1
5	122917	SPRING COMPRESSION,4-1/2 MONO	1
6	141213	PIN, DEPTH STOP	1
7	1-647-010004217	SPRING PIN, SLOTTED 1/4X1-1/2	1
8	164263	TUBE, DEPTH STOP W/INDICATOR	1
9	164261	TUBE, DEPTH STOP WLDMT	1

Hub and Spindle Assembly, 8 Bolt

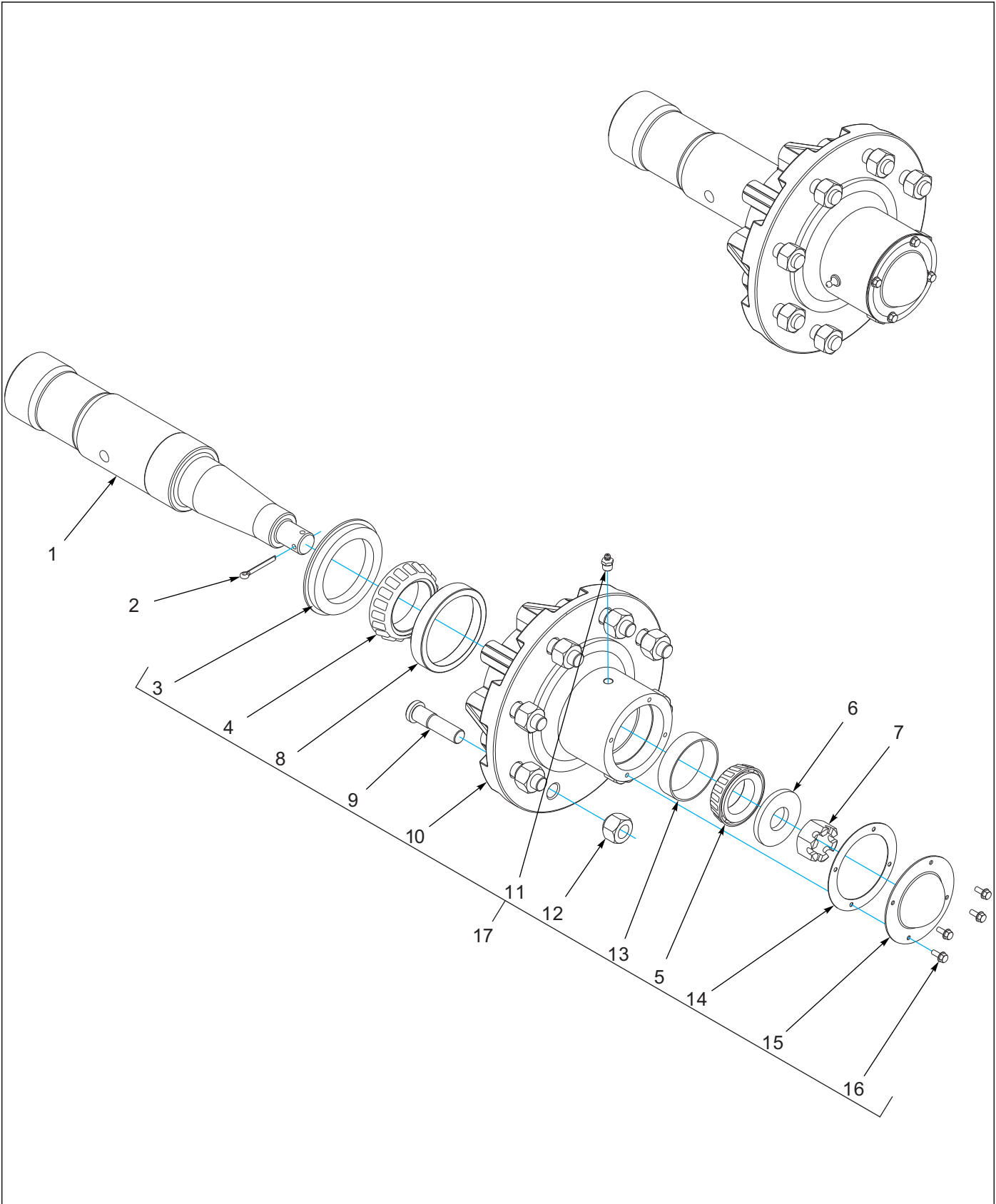


Figure 1-5: Hub and Spindle Assembly, 8 Bolt

Hub and Spindle Assembly,8 bolt

ITEM	PART NUMBER	DESCRIPTION	QTY.
--	223440	ASSY, 8 BOLT HUB & SPINDLE (AFTER 2-1-2020) (NOTE: P/N 223440 HUB & SPINDLE WILL REPLACE ALL EXISTING 156972 HUB & SPINDLE ASSEMBLIES)	
1	156973	SPINDLE 3 X 16-1/2	1
2	1-557-010362-51	PIN, COTTER 3/16X1-1/2	1
3	193089	SEAL, PURGABLE 4 OD X 3 ID	1
4	156979	CONE BEARING - 387AS	1
5	102498	BEARING CONE, OUTER, 1.625	1
6	1-861-010005	WASHER, SPINDLE 1	1
7	1-516-010001-20	NUT, HX SLOT 1-14	1
8	111962	OUTER BEARING CUP L20HD#382A	1
9	4001060	HUB 75-8 BOLTS 5/8-18 STUD	8
10	223435	HUB ASSY W/ CUPS,GASKET,CAP (INCLUDES ITEMS 8, 9, 11-16)	1
11	5000	ZERK FITTING 1/8NPT	1
12	102600	NUT,WHEEL BOLT, 5/8	8
13	102604	BEARING CUP, OUTER	1
14	223439	GASKET, DUST CAP	1
15	223437	DUST CAP, BOLT ON	1
16	223438	SCREW, 10-32X1/2 HEX FLANGE	4
17	168859	HUB ASSY, EIGHT BOLT (INCLUDES ITEMS 3-5, 8-16) (SERVICE KIT ONLY)	

Hitch Assemblies

Hitch and Leveling Assembly

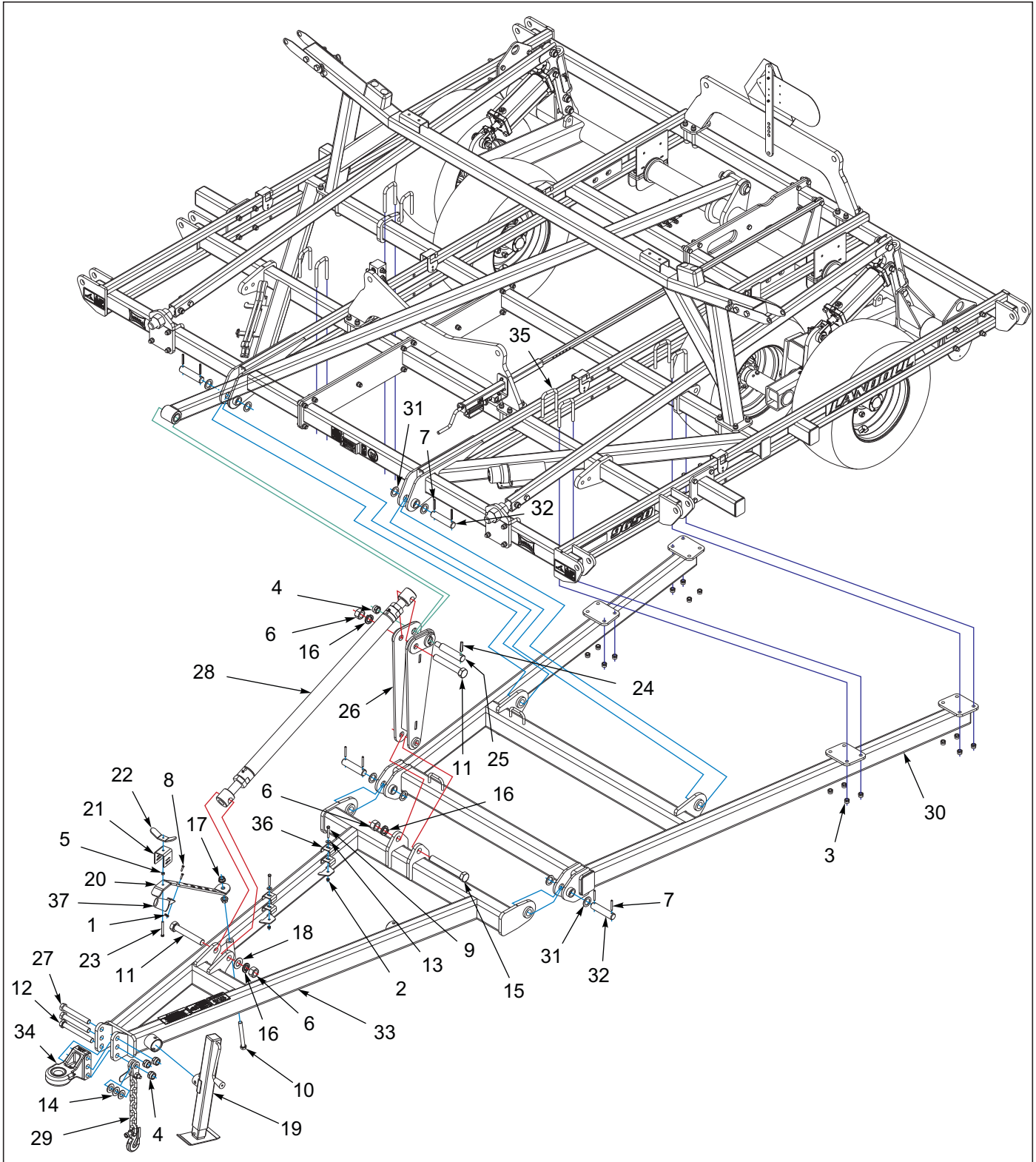


Figure 2-1: Hitch and Leveling Assembly

Hitch and Leveling Assembly

ITEM	PART NUMBER	DESCRIPTION	QTY.	
--	164247	HITCH ASSEMBLY, CAT IV	*	
--	164248	HITCH ASSEMBLY, CAT V	*	
1	1-512-010005-01	NUT,HEX,SLFLKG GRB 1/4-20	2	2
2	1-512-010005-05	NUT, HEX, SLFLKG GRB 3/8-16	2	2
3	1-512-010005-13	NUT,HEX SLFLKG GRB 5/8-11	16	16
4	1-512-010005-19	NUT 1-8 HEX SLF-LOCKING GRB	1	1
5	1-512-010007-07	NUT, HEX 3/8-16 GR2 ZP	1	1
6	1-512-010007-16	NUT,HEX 1-1/4-7 GR2 ZP	2	2
7	1-647-010004240	PIN,SPRING,SLOTTED,5/16X2-1/2	8	8
8	1-654-010047-06	SCREW,HX CP 1/4-20UNCX1 GR5	2	2
9	1-654-010051-11	SCREW HX CP 3/8-16X2-1/2 G5ZP	2	2
10	1-654-010061-19	SCREW,HX CP 3/4-10UNCX7 GR5	1	1
11	1-654-010123-01	SCREW,CAP,SPEC.,1-1/4-7X8G8	2	2
12	1-654-010125-22	SCREW HX CP 1-8UNCX8-1/2G8ZP	1	1
13	1-861-010032-11	WASHER, FLAT 3/8 W ZP/CD	2	2
14	1-861-010032-24	WASHER FL 1IN NARROW ZP	3	3
15	100808	SCREW CP HXHD 1-1/4-7X9-1/2G8	1	1
16	100825	WASHER, LKG, HLCL SPR 1-1/4	1	1
17	103841	NUT,FLG,LNK,SERRATED 3/4-10UNC	2	2
18	116100	WASHER 1-1/4 NAR FL ZP/CD	1	1
19	140647	JACK, SIDE WIND 7000/8000 LB (SEE PAGE 2-5)	1	1
20	141246	BRACKET, HOSE HOLDER	1	1
21	141247	CLAMP, HOSE HOLDER	1	1
22	141249	WING NUT, HOSE HOLDER	1	1
23	141807	SCREW 3/8-16UNCX3-1/2 ALLTHRD	1	1
24	144115	PIN, GROOVED ALLOY 1/2X2-1/4	1	1
25	144493	PIN, HITCH	1	1
26	145190	TOWER, LEVELER WLDMT	1	1
27	153696	BOLT, HITCH CLEVIS	2	2
28	155541	RADIUS ROD ASSY, 1-3/4 (SEE PAGE 2-3)	1	1
29	156950	SAFETY CHAIN, 41,000 LB	1	1
30	162929	HITCH, EXTENSION WLDMT	1	1
31	164174	BUSHING, MACHINE 1-1/2X10GA	8	8
32	164178	PIN, HITCH	4	4
33	164180	HITCH WLDMT CULTIVATOR	1	1
34	189451	HITCH, BALL CAT IV 3-HOLE (SEE PAGE 2-4)	1	--
34	177032	HITCH, BALL CAT V (SEE PAGE 2-4)	--	1
35	2-102-010054	U-BOLT	8	8
36	2-181-010001	HOSE CLAMP	4	4
37	2-368-010287	HARNESS, STOR-A-WAY	1	1

Radius Rod Assembly

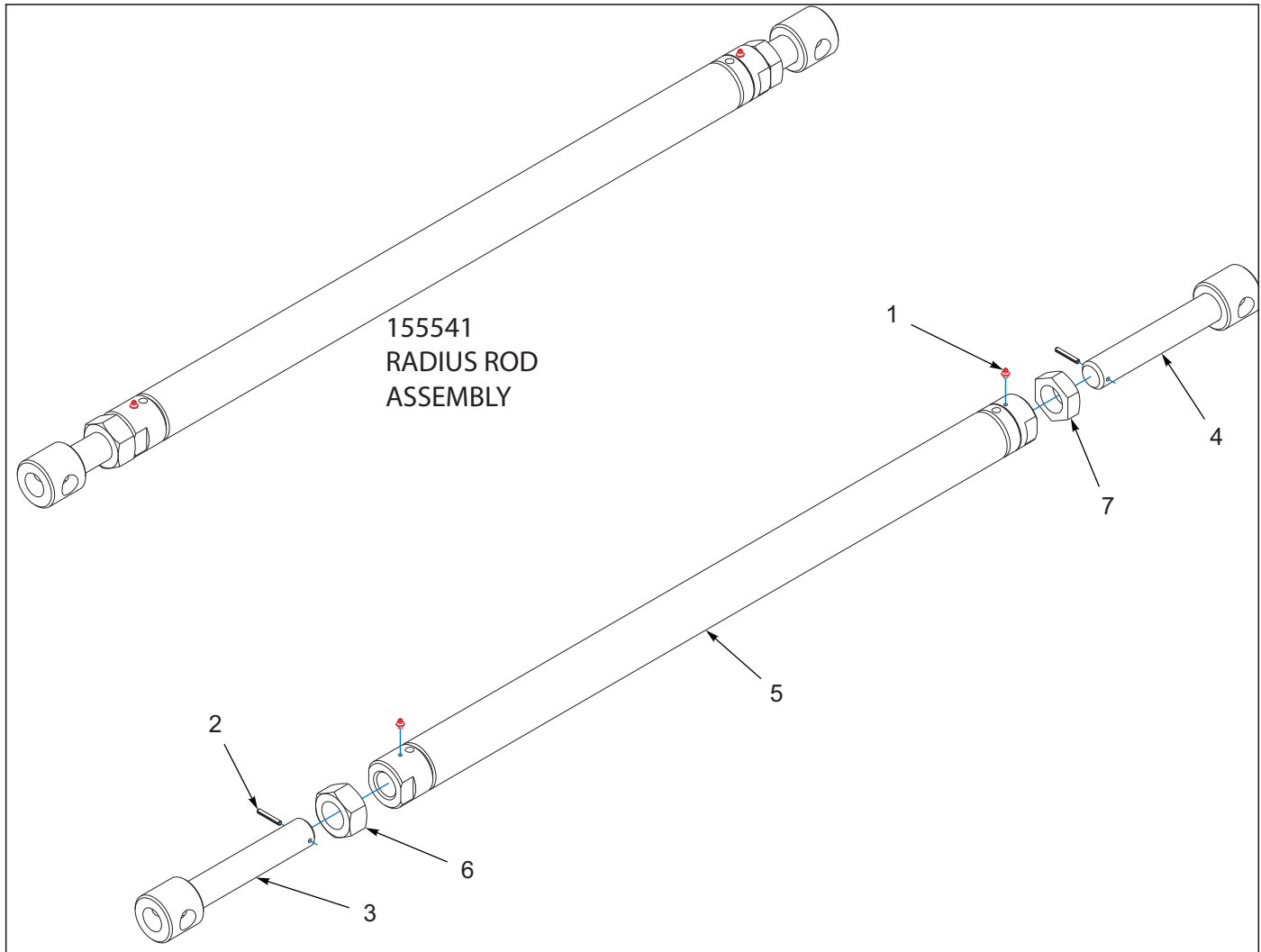


Figure 2-2: Radius Rod Assembly

Radius Rod Assembly

ITEM	PART NUMBER	DESCRIPTION	QTY.
--	155541	RADIUS ROD ASSY, 1-3/4	
1	1-298-010001-1	ZERK FITTING 1/4 SAE	2
2	103-0805	PIN, ROLL 1/4X1-3/4LG	2
3	155534	SCREW WLDMT RH RADIUS ROD	1
4	155536	SCREW WLDMT LH RADIUS ROD	1
5	155538	HITCH, RADIUS ROD 1-3/4 WLDMT	1
6	155716	NUT HX JAM 1-3/4-5UNC GR2	1
7	155717	NUT HX JAM LH 1-3/4-5UNC GR2	1

Ball and Clevis Hitches

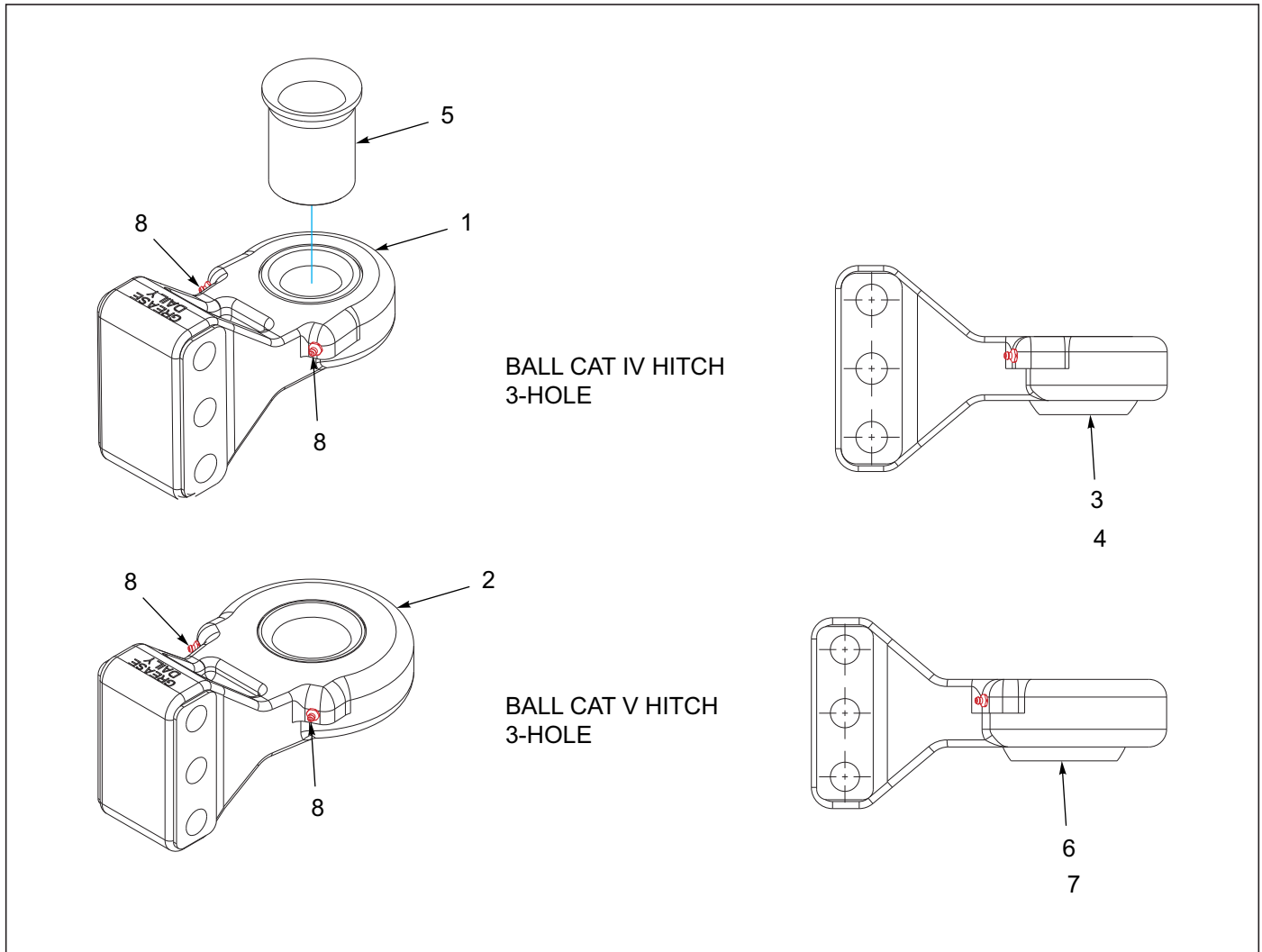


Figure 2-3: Ball and Clevis Hitches

Ball and Clevis Hitches

ITEM	PART NUMBER	DESCRIPTION	QTY.
1	189451	HITCH, BALL CAT IV 3-HOLE (INCLUDES ITEMS 3, 8)	1
2	177032	HITCH, BALL CAT V (INCLUDES ITEMS 6, 8)	1
3	189454	BUSHING, SPHERICAL 2 ID (STANDARD)	1
4	189453	BUSHING, SPHERICAL 1-1/2 ID (OPTIONAL)	1
5	189455	BUSHING, FLANGED 2OD X 1-1/2ID (OPTIONAL)	1
6	189468	BUSHING, SPHERICAL 2-3/4 ID (STANDARD)	1
7	189467	BUSHING, SPHERICAL 2 ID (OPTIONAL)	1
8	1-298-010001-1	ZERK FITTING 1/4 SAE	1

Jack Assembly

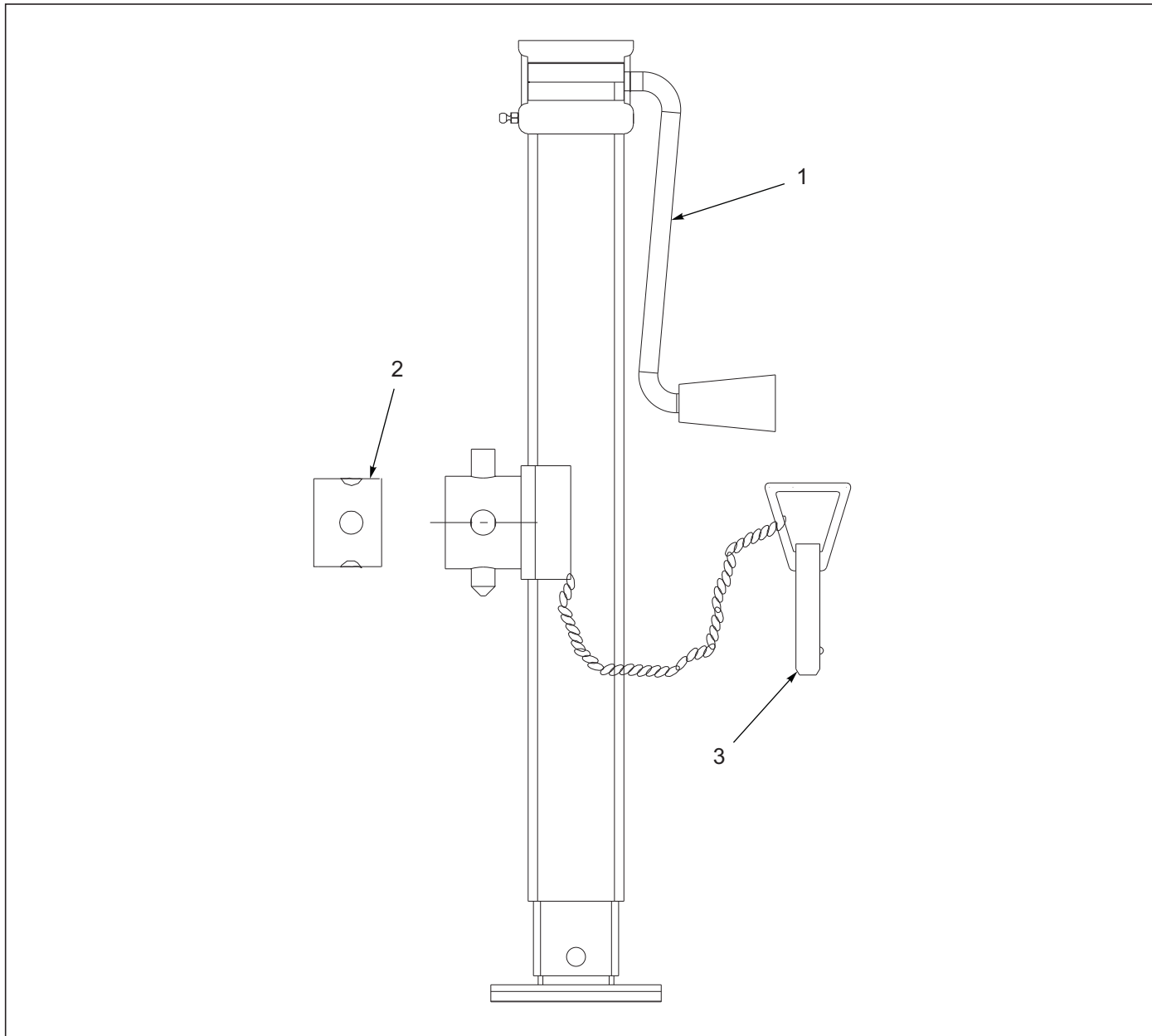


Figure 2-4: Jack Assembly

Jack Assembly

ITEM	PART NUMBER	DESCRIPTION	QTY.
--	140647	JACK, SIDE WIND 7000/8000 LB	
1	500171	HANDLE FOR JACK	1
2	141250	TUBE, RD, JACK MOUNT	1
3	142194	5/8" PIN	1

Frame Assemblies Wing

8' Inner Wing Assembly 9650-38'-42'

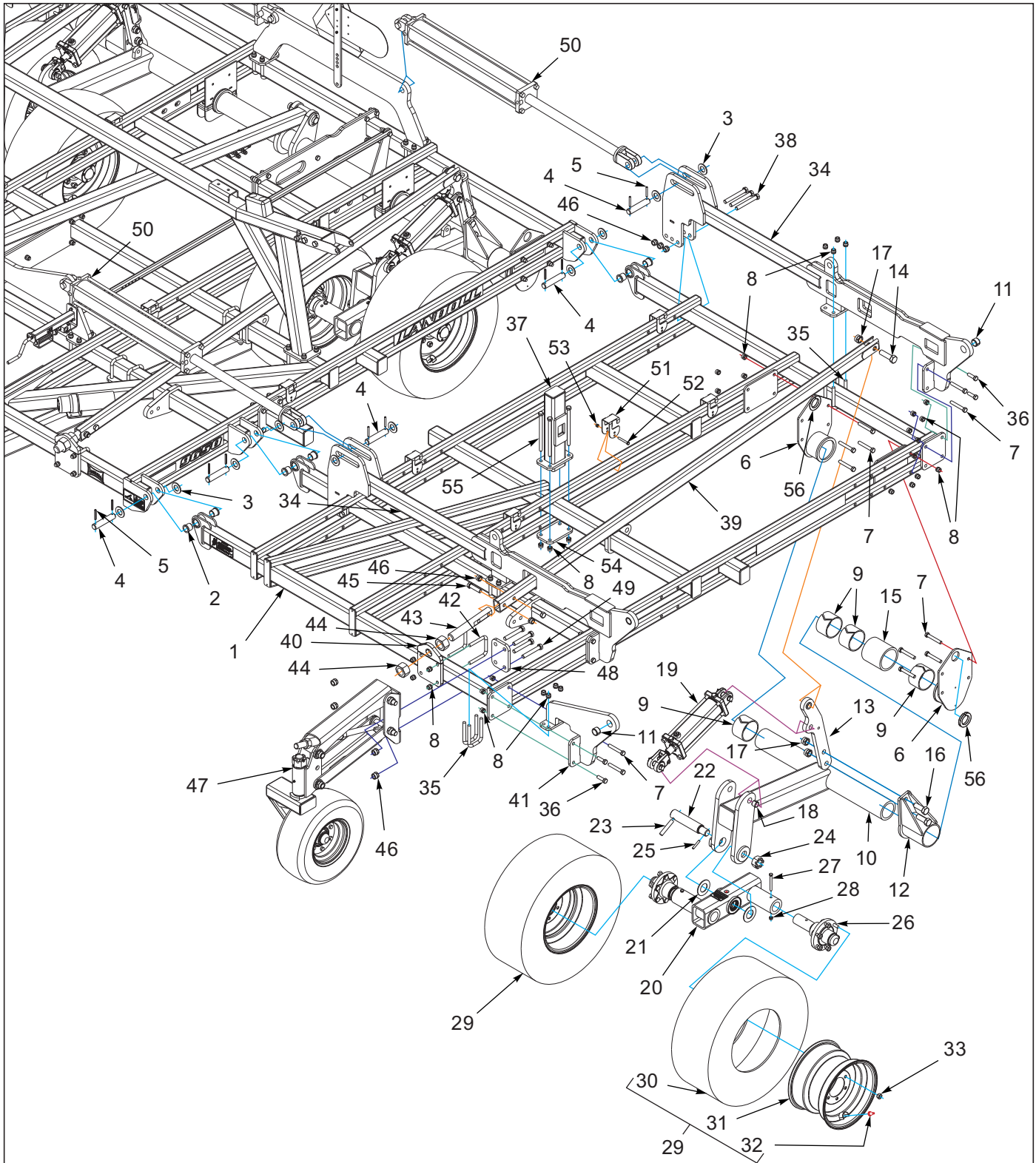


Figure 3-1: 8' Inner Wing Assembly 9650-38'-42'

8' Inner Wing Assembly 9650-38'-42'

ITEM	PART NUMBER	DESCRIPTION	QTY.
1	166186	FRAME WLDMT WING LEFT 8' (SHOWN)	1
1	166185	FRAME WLDMT WING RIGHT 8'	1
2	168787	BEARING, FLANGE 1-1/4 X 1-3/8L	12
3	116100	WASHER 1-1/4 NAR FL ZP/CD	12
4	141244	PIN, FOLD	6
5	1-647-010004240	PIN,SPRING,SLOTTED,5/16X2-1/2	12
6	162845	BEARING CAP 4-1/2 WLDMT	4
7	1-654-010059-13	SCREW HEX CAP 5/8-11X4UNC GR5	24
8	1-512-010005-13	NUT,HEX SLFLKG GRB 5/8-11	56
9	164175	BEARING UHMW 4-1/2X3W	8
10	164272	LIFT, WING WLDMT	1
11	2-150-010174	BUSHING,1-5/8X1-1/4X1	4
12	164256	BEARING, HOUSING WLDMT	2
13	161531	ARM, CYLINDER	2
14	151508	SCREW HX CP 1-8UNCX3-1/2 GR5	2
15	166156	SPACER, BEARING HOUSING	2
16	1-654-010065-08	SCREW,HX CP 1-8UNC X 2-3/4GR5	4
17	1-512-010005-19	NUT 1-8 HEX SLF-LOCKING GRB	6
18	2-150-010008	BUSHING 1-1/4ODX1IDX1 STEEL	2
19	140471	CYLINDER 3-3/4X10 REPHASE (SEE PAGE 6-2)	2
20	199362	WALKING BEAM ASSY 2-1/4 MF (SEE PAGE 3-19)	2
21	171070	WASHER, THRUST 2	4
22	164277	SPINDLE, WALKING BEAM	2
23	156992	PIN, WALKING BEAM SPINDLE	2
24	119118	NUT 1-1/2-12UNF HEX SLOTTEDZP	2
25	127712	PIN SPRING SLOTTED 3/8X2-1/4	2
26	164352	HUB ASSY, 6BOLT 2-1/4 SPINDLE	4
27	141809	SCREW HX CP7/16-14UNC X 4 GR5	4
28	101988	NUT,HEXSLF-LKG 7/16-14 GRB	4
29	142650	TIRE/WHEEL ASSY 280/70R15 (INCLUDES ITEMS 30-32)	4
30	204384	FIRESTONE RADIAL 280/70R15	4
31	140547	WHEEL, 15 X 10 LB 6 BOLT	4
32	415	VALVE STEM	4
33	210606	WHEEL NUT 9/16-18UNF	24
34	164355	MOUNT, INNER HINGE WLDMT	4
35	2-102-010054	U-BOLT	8
36	1-654-010059-05	SCREW,HEX CAP,5/8-11UNCX2 GR5	8
37	166191	SUPPORT, WING WLDMT	2
38	W908409-4	SCREW 3/4-10X6 HEX HD CAP	6
39	161525	ARM WLDMT LIFT	2
40	162851	MOUNT, LIFT ARM	2
41	162917	MOUNT WLDMT FOLD HINGE	2
42	2-102-010004	BOLT U STANDARD GAUGE WHEEL	4
43	164246	SCREW, ADJUSTMENT	2
44	159954	NUT HEX 1-3/4-5UNC GR2	4
45	1-654-010061-09	SCREW HX CP 3/4-10UNCX3 GR5	4
46	1-512-010005-15	NUT,HEX,SLFLKG GRB 3/4-10	24
47	164300	GAUGE WHEEL ASSY (INCLUDES ITEMS 46, 48, 49) (SEE PAGE 3-17)	2
48	164298	CLAMP PLATE, GAUGE WHEEL	2

8' Inner Wing Assembly 9650-38'-42'

ITEM	PART NUMBER	DESCRIPTION	QTY.
49	1-654-010061-15	SCREW,HX CP 3/4-10UNCX5 GR5	8
50	167575	CYLINDER, 4-1/2 X 30, 2DIA ROD	4
51	164295	CLAMP, HOSE	4
52	1-654-010051-12	SCREW,HEX CAP,3/8-16UNCX2-3/4	4
53	1-512-010005-05	NUT, HEX, SLFLKG GRB 3/8-16	4
54	166194	CLAMP PLATE, WING SUPPORT	2
55	1-654-010059-24	SCREW HX CP 5/8-11UNCX9-1/2	8
56	1-822-010001	TRIM 1350 3/8BLK FINE PEBBLE (CUT TO LENGTH)	

10' Inner Wing Assembly 9650-46'-50'

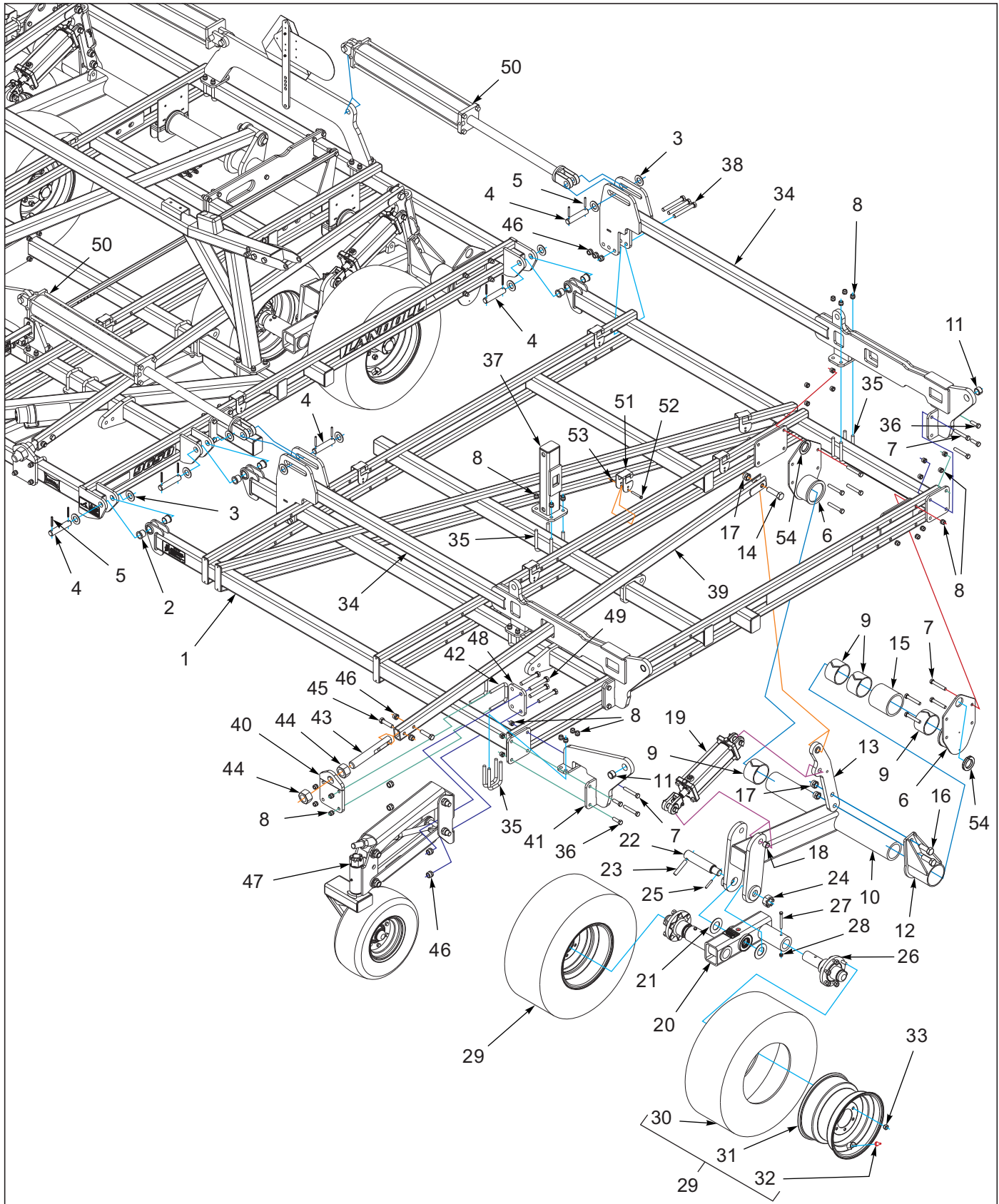


Figure 3-2: 10' Inner Wing Assembly 9650-46'-50'

10' Inner Wing Assembly 9650-46'-50'

ITEM	PART NUMBER	DESCRIPTION	QTY.
1	164220	FRAME WLDMT WING LEFT 10' (SHOWN)	1
1	164219	FRAME WLDMT WING RIGHT 10'	1
2	168787	BEARING, FLANGE 1-1/4 X 1-3/8L	12
3	116100	WASHER 1-1/4 NAR FL ZP/CD	12
4	141244	PIN, FOLD	6
5	1-647-010004240	PIN,SPRING,SLOTTED,5/16X2-1/2	12
6	162845	BEARING CAP 4-1/2 WLDMT	4
7	1-654-010059-13	SCREW HEX CAP 5/8-11X4UNC GR5	24
8	1-512-010005-13	NUT,HEX SLFLKG GRB 5/8-11	56
9	164175	BEARING UHMW 4-1/2X3W	8
10	164272	LIFT, WING WLDMT	1
11	2-150-010174	BUSHING,1-5/8X1-1/4X1	4
12	164256	BEARING, HOUSING WLDMT	2
13	161531	ARM, CYLINDER	2
14	151508	SCREW HX CP 1-8UNCX3-1/2 GR5	2
15	166156	SPACER, BEARING HOUSING	2
16	1-654-010065-08	SCREW,HX CP 1-8UNC X 2-3/4GR5	4
17	1-512-010005-19	NUT 1-8 HEX SLF-LOCKING GRB	6
18	2-150-010008	BUSHING 1-1/4ODX1IDX1 STEEL	2
19	140471	CYLINDER 3-3/4X10 REPHASE (SEE PAGE 6-2)	2
20	199362	WALKING BEAM ASSY 2-1/4 MF (SEE PAGE 3-19)	2
21	171070	WASHER, THRUST 2	4
22	164277	SPINDLE, WALKING BEAM	2
23	156992	PIN, WALKING BEAM SPINDLE	2
24	119118	NUT 1-1/2-12UNF HEX SLOTTEDZP	2
25	127712	PIN SPRING SLOTTED 3/8X2-1/4	2
26	164352	HUB ASSY, 6BOLT 2-1/4 SPINDLE	4
27	141809	SCREW HX CP7/16-14UNC X 4 GR5	4
28	101988	NUT,HEXSLF-LKG 7/16-14 GRB	4
29	142650	TIRE/WHEEL ASSY 280/70R15 (INCLUDES ITEMS 30-32)	4
30	204384	FIRESTONE RADIAL 280/70R15	4
31	140547	WHEEL, 15 X 10 LB 6 BOLT	4
32	415	VALVE STEM	4
33	210606	WHEEL NUT 9/16-18UNF	24
34	164184	MOUNT, INNER HINGE WLDMT	4
35	2-102-010054	U-BOLT	12
36	1-654-010059-05	SCREW,HEX CAP,5/8-11UNCX2 GR5	8
37	229041	SUPPORT, WING 17" WLDMT	2
38	W908409-4	SCREW 3/4-10X6 HEX HD CAP	6
39	161525	ARM WLDMT LIFT	2
40	162851	MOUNT, LIFT ARM	2
41	162917	MOUNT WLDMT FOLD HINGE	2
42	2-102-010004	BOLT U STANDARD GAUGE WHEEL	4
43	164246	SCREW, ADJUSTMENT	2
44	159954	NUT HEX 1-3/4-5UNC GR2	4
45	1-654-010061-09	SCREW HX CP 3/4-10UNCX3 GR5	4
46	1-512-010005-15	NUT,HEX,SLFLKG GRB 3/4-10	24
47	164300	GAUGE WHEEL ASSY (INCLUDES ITEMS 46, 48, 49) (SEE PAGE 3-17)	2
48	164298	CLAMP PLATE, GAUGE WHEEL	2

10' Inner Wing Assembly 9650-46'-50'

ITEM	PART NUMBER	DESCRIPTION	QTY.
49	1-654-010061-15	SCREW,HX CP 3/4-10UNCX5 GR5	8
50	167575	CYLINDER, 4-1/2 X 30, 2DIA ROD	4
51	164295	CLAMP, HOSE	5
52	1-654-010051-12	SCREW,HEX CAP,3/8-16UNCX2-3/4	5
53	1-512-010005-05	NUT, HEX, SLFLKG GRB 3/8-16	5
54	1-822-010001	TRIM 1350 3/8BLK FINE PEBBLE (CUT TO LENGTH)	
55	1-654-010051-12	SCREW,HEX CAP,3/8-16UNCX2-3/4	5
56	1-512-010005-05	NUT, HEX, SLFLKG GRB 3/8-16	5
57	1-822-010001	TRIM 1350 3/8BLK FINE PEBBLE (CUT TO LENGTH)	

6' Outer Wing Assembly 9650-38'-42'

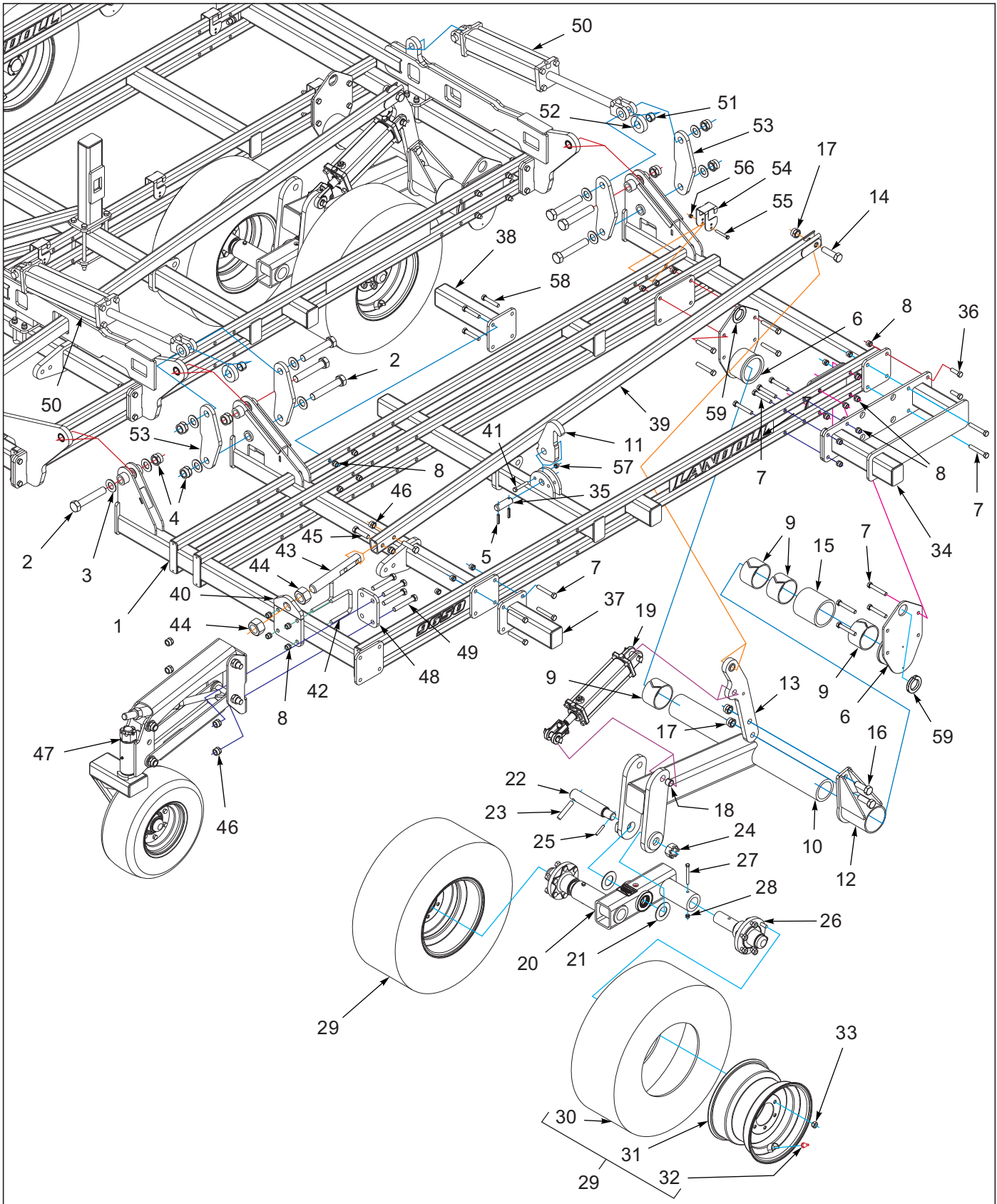


Figure 3-3: 6' Outer Wing Assembly 9650-38'-42'

6' Outer Wing Assembly 9650-38'-42'

ITEM	PART NUMBER	DESCRIPTION	QTY.
1	164351	FRAME WLDMT WING LEFT 6'(SHOWN)	1
1	164350	FRAME WLDMT WING RIGHT 6'	1
2	100545	SCREW,CAP 1-1/4-7X7 GR5	14
3	116100	WASHER 1-1/4 NAR FL ZP/CD	20
4	101385	NUT,HEX SLFLKG,1-1/4-7 GRB	14
5	1-647-010004255	PIN, SPRING, SLOTTED 3/8X2	4
6	162845	BEARING CAP 4-1/2 WLDMT	4
7	1-654-010059-13	SCREW HEX CAP 5/8-11X4UNC GR5	24
8	1-512-010005-13	NUT,HEX SLFLKG GRB 5/8-11	56
9	164175	BEARING UHMW 4-1/2X3W	8
10	164272	LIFT, WING WLDMT	1
11	222329	HOOK, FOLD LATCH	2
12	164256	BEARING, HOUSING WLDMT	2
13	161531	ARM, CYLINDER	2
14	151508	SCREW HX CP 1-8UNCX3-1/2 GR5	2
15	166156	SPACER, BEARING HOUSING	2
16	1-654-010065-08	SCREW,HX CP 1-8UNC X 2-3/4GR5	4
17	1-512-010005-19	NUT 1-8 HEX SLF-LOCKING GRB	6
18	2-150-010008	BUSHING 1-1/4ODX1IDX1 STEEL	2
19	164172	CYLINDER 3-1/2X10, REPHASE (SEE PAGE 6-1)	2
20	199362	WALKING BEAM ASSY 2-1/4 MF (SEE PAGE 3-19)	2
21	171070	WASHER, THRUST 2	4
22	164277	SPINDLE, WALKING BEAM	2
23	156992	PIN, WALKING BEAM SPINDLE	2
24	119118	NUT 1-1/2-12UNF HEX SLOTTEDZP	2
25	127712	PIN SPRING SLOTTED 3/8X2-1/4	2
26	164352	HUB ASSY, 6BOLT 2-1/4 SPINDLE	4
27	141809	SCREW HX CP7/16-14UNC X 4 GR5	4
28	101988	NUT,HEXSLF-LKG 7/16-14 GRB	4
29	142650	TIRE/WHEEL ASSY 280/70R15 (INCLUDES ITEMS 30-32)	4
30	204384	FIRESTONE RADIAL 280/70R15	4
31	140547	WHEEL, 15 X 10 LB 6 BOLT	4
32	415	VALVE STEM	4
33	210606	WHEEL NUT 9/16-18UNF	24
34	229794	EXTENSION, SHANK WLDMT (USED ON MODELS 9650-42' ONLY)	2
35	114652	PIN, FLIP 835	2
36	1-654-010059-05	SCREW,HEX CAP,5/8-11UNCX2 GR5	4
37	164200	EXTENSION, SHANK 12" WLDMT (USED ON MODELS 9650-42' ONLY)	2
38	164201	EXTENSION, SHANK 16" WLDMT	2
39	161525	ARM WLDMT LIFT	2
40	162851	MOUNT, LIFT ARM	2
41	1-654-010055-09	SCREW,HX CP,1/2-13UNCX3 GR5	2
42	2-102-010004	BOLT U STANDARD GAUGE WHEEL	4
43	164246	SCREW, ADJUSTMENT	2
44	159954	NUT HEX 1-3/4-5UNC GR2	4
45	1-654-010061-09	SCREW HX CP 3/4-10UNCX3 GR5	4
46	1-512-010005-15	NUT,HEX,SLFLKG GRB 3/4-10	12
47	164300	GAUGE WHEEL ASSY (INCLUDES ITEMS 46, 48, 49) (SEE PAGE 3-17)	2
48	164298	CLAMP PLATE, GAUGE WHEEL	2

6' Outer Wing Assembly 9650-38'-42'

ITEM	PART NUMBER	DESCRIPTION	QTY.
49	1-654-010061-15	SCREW,HX CP 3/4-10UNCX5 GR5	8
50	144322	CYLINDER, 4 X 16	4
51	2-150-010174	BUSHING,1-5/8X1-1/4X1	4
52	161538	ROLLER, WING EXTENSION	4
53	174447	LINK, WING FOLD	8
54	164295	CLAMP, HOSE	2
55	1-654-010051-12	SCREW,HEX CAP,3/8-16UNCX2-3/4	2
56	1-512-010005-05	NUT, HEX, SLFLKG GRB 3/8-16	2
57	1-512-010005-09	NUT,HEX,SLFLKG, 1/2-13 GRB	2
58	1-654-010059-11	SCREW,HX CP 5/8-11UNCX3.5GR5	8
59	1-822-010001	TRIM 1350 3/8BLK FINE PEBBLE (CUT TO LENGTH)	

8' Outer Wing Assembly 9650-46'-50'

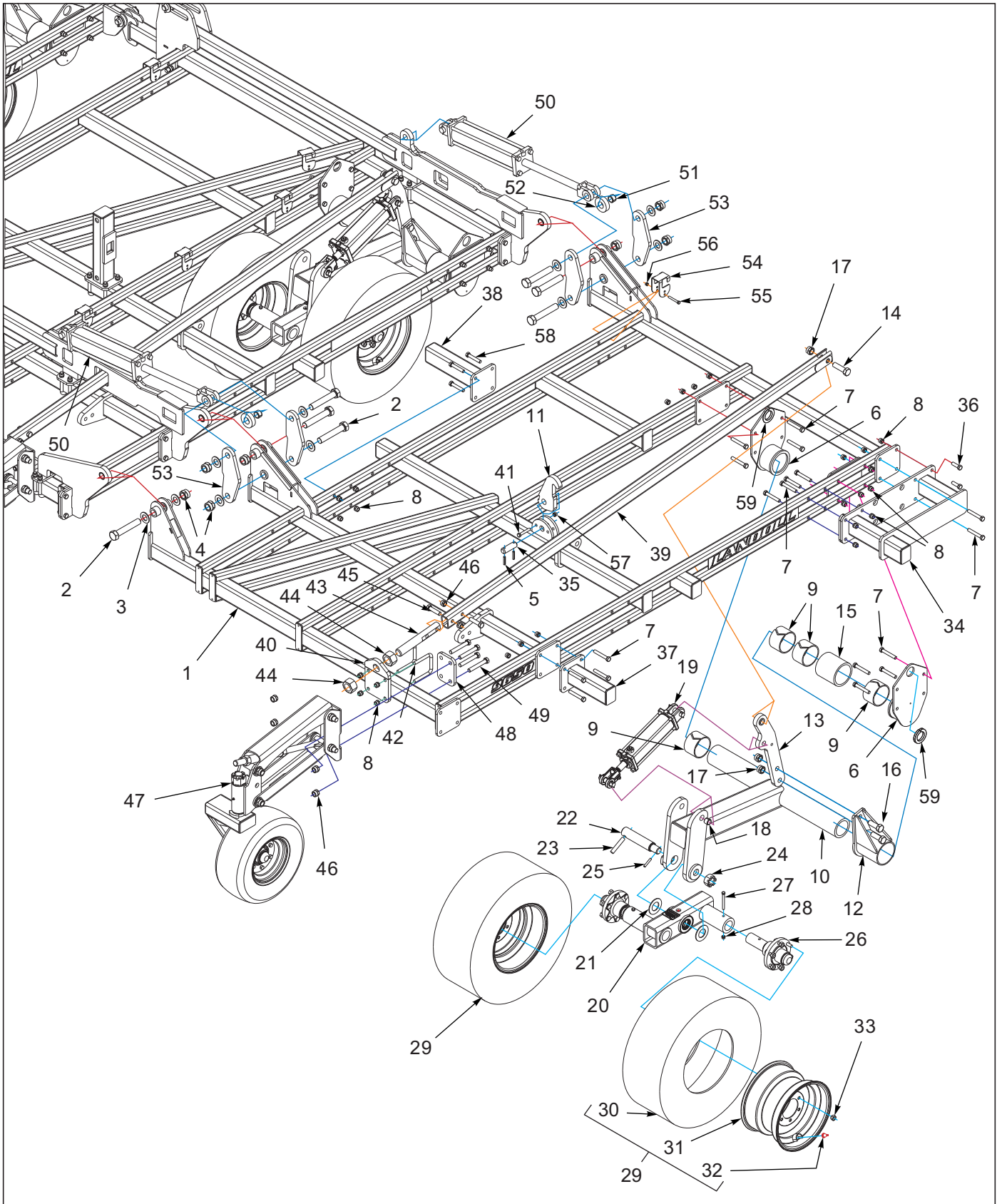


Figure 3-4: 6' Outer Wing Assembly 9650-38'-42'

8' Outer Wing Assembly 9650-46'-50'

ITEM	PART NUMBER	DESCRIPTION	QTY.
1	164218	FRAME WLDMT WING LEFT 8' (SHOWN)	1
1	164217	FRAME WLDMT WING RIGHT 8'	1
2	100545	SCREW,CAP 1-1/4-7X7 GR5	14
3	116100	WASHER 1-1/4 NAR FL ZP/CD	20
4	101385	NUT,HEX SLFLKG,1-1/4-7 GRB	14
5	1-647-010004255	PIN, SPRING, SLOTTED 3/8X2	4
6	162845	BEARING CAP 4-1/2 WLDMT	4
7	1-654-010059-13	SCREW HEX CAP 5/8-11X4UNC GR5	24
8	1-512-010005-13	NUT,HEX SLFLKG GRB 5/8-11	56
9	164175	BEARING UHMW 4-1/2X3W	8
10	164272	LIFT, WING WLDMT	1
11	222329	HOOK, FOLD LATCH	2
12	164256	BEARING, HOUSING WLDMT	2
13	161531	ARM, CYLINDER	2
14	151508	SCREW HX CP 1-8UNCX3-1/2 GR5	2
15	166156	SPACER, BEARING HOUSING	2
16	1-654-010065-08	SCREW,HX CP 1-8UNC X 2-3/4GR5	4
17	1-512-010005-19	NUT 1-8 HEX SLF-LOCKING GRB	6
18	2-150-010008	BUSHING 1-1/4ODX1IDX1 STEEL	2
19	164172	CYLINDER 3-1/2X10, REPHASE (SEE PAGE 6-1)	2
20	199362	WALKING BEAM ASSY 2-1/4 MF (SEE PAGE 3-19)	2
21	171070	WASHER, THRUST 2	4
22	164277	SPINDLE, WALKING BEAM	2
23	156992	PIN, WALKING BEAM SPINDLE	2
24	119118	NUT 1-1/2-12UNF HEX SLOTTEDZP	2
25	127712	PIN SPRING SLOTTED 3/8X2-1/4	2
26	164352	HUB ASSY, 6BOLT 2-1/4 SPINDLE	4
27	141809	SCREW HX CP7/16-14UNC X 4 GR5	4
28	101988	NUT,HEXSLF-LKG 7/16-14 GRB	4
29	142650	TIRE/WHEEL ASSY 280/70R15 (INCLUDES ITEMS 30-32)	4
30	204384	FIRESTONE RADIAL 280/70R15	4
31	140547	WHEEL, 15 X 10 LB 6 BOLT	4
32	415	VALVE STEM	4
33	210606	WHEEL NUT 9/16-18UNF	24
34	229794	EXTENSION, SHANK WLDMT (USED ON MODELS 9650-50' ONLY)	2
35	114652	PIN, FLIP 835	2
36	1-654-010059-05	SCREW,HEX CAP,5/8-11UNCX2 GR5	4
37	164200	EXTENSION, SHANK 12" WLDMT (USED ON MODELS 9650-50' ONLY)	2
38	164201	EXTENSION, SHANK 16" WLDMT	2
39	161525	ARM WLDMT LIFT	2
40	162851	MOUNT, LIFT ARM	2
41	1-654-010055-09	SCREW,HX CP,1/2-13UNCX3 GR5	2
42	2-102-010004	BOLT U STANDARD GAUGE WHEEL	4
43	164246	SCREW, ADJUSTMENT	2
44	159954	NUT HEX 1-3/4-5UNC GR2	4
45	1-654-010061-09	SCREW HX CP 3/4-10UNCX3 GR5	4
46	1-512-010005-15	NUT,HEX,SLFLKG GRB 3/4-10	12
47	164300	GAUGE WHEEL ASSY (INCLUDES ITEMS 46, 48, 49) (SEE PAGE 3-17)	2
48	164298	CLAMP PLATE, GAUGE WHEEL	2

8' Outer Wing Assembly 9650-46'-50'

ITEM	PART NUMBER	DESCRIPTION	QTY.
49	1-654-010061-15	SCREW,HX CP 3/4-10UNCX5 GR5	8
50	144322	CYLINDER, 4 X 16	4
51	2-150-010174	BUSHING,1-5/8X1-1/4X1	4
52	161538	ROLLER, WING EXTENSION	4
53	174447	LINK, WING FOLD	8
54	164295	CLAMP, HOSE	2
55	1-654-010051-12	SCREW,HEX CAP,3/8-16UNCX2-3/4	2
56	1-512-010005-05	NUT, HEX, SLFLKG GRB 3/8-16	2
57	1-512-010005-09	NUT,HEX,SLFLKG, 1/2-13 GRB	2
58	1-654-010059-11	SCREW,HX CP 5/8-11UNCX3.5GR5	8
59	1-822-010001	TRIM 1350 3/8BLK FINE PEBBLE (CUT TO LENGTH)	

Front Gauge Wheel Assembly

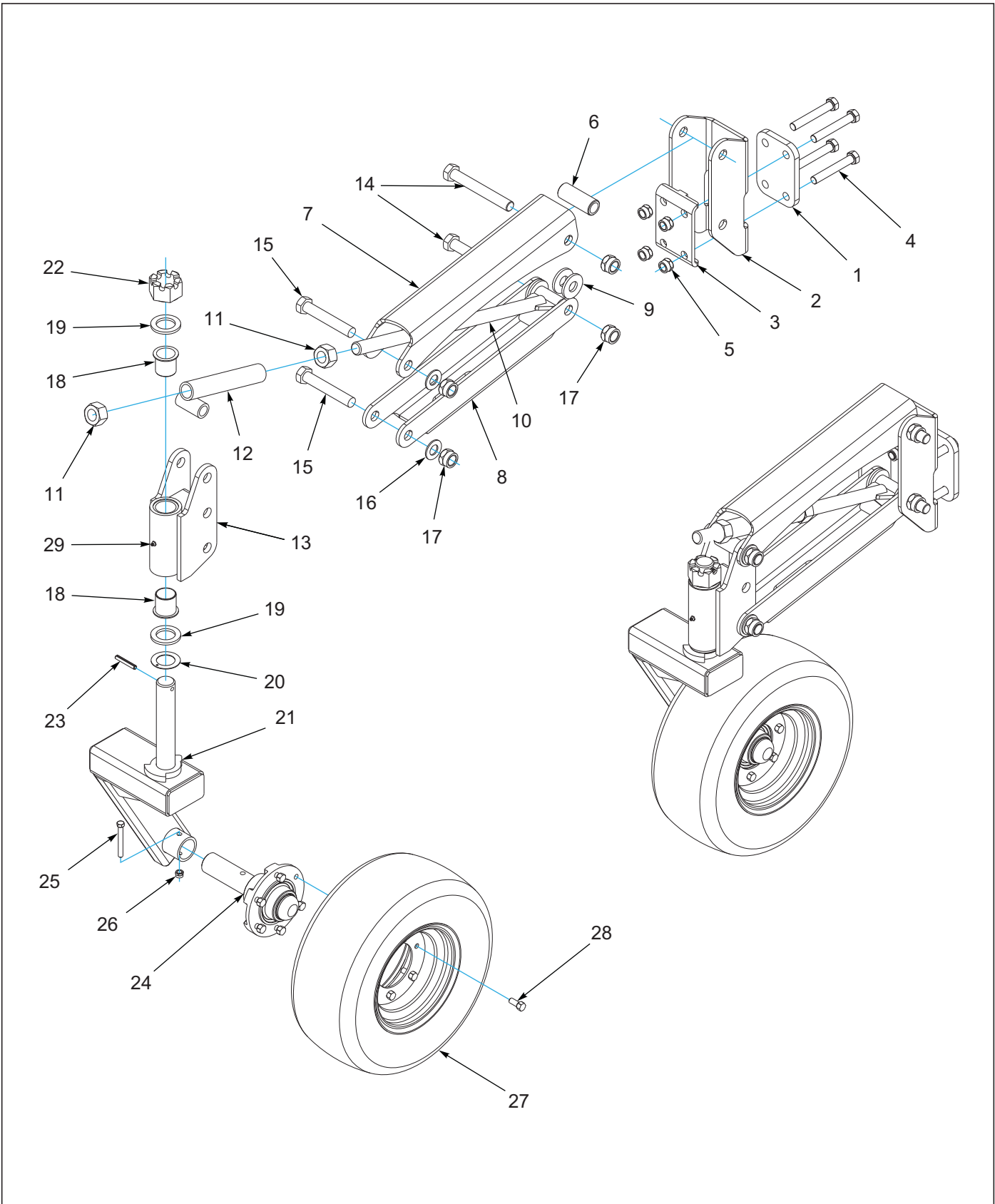


Figure 3-5: Front Gauge Wheel Assembly

Front Gauge Wheel Assembly

ITEM	PART NUMBER	DESCRIPTION	QTY.
--	164300	GAUGE WHEEL ASSY	
1	164298	CLAMP PLATE, GAUGE WHEEL	1
2	164296	MOUNT, GAUGE WHEEL	1
3	164297	MOUNTING PLATE, GAUGE WHEEL	1
4	1-654-010061-15	SCREW,HX CP 3/4-10UNCX5 GR5	4
5	1-512-010005-15	NUT,HEX,SLFLKG GRB 3/4-10	4
6	152209	BUSHING, PIVOT 1-1/2	1
7	183910	LINK, GAUGE WHEEL TOP	1
8	140658	LINK, GAUGE WHEEL	1
9	1-861-010005	WASHER, SPINDLE 1	4
10	140667	ROD WLDMT, GAUGE WHEEL	1
11	1-512-010007-16	NUT,HEX 1-1/4-7 GR2 ZP	2
12	144199	CROSS, GAUGE WHEEL WLDMT	1
13	140663	HUB, GAUGE WHEEL WLDMT	1
14	153696	BOLT, HITCH CLEVIS	2
15	8-105-010003	HINGE PIVOT BOLT	2
16	1-861-010032-24	WASHER FL 1IN NARROW ZP	2
17	1-512-010005-19	NUT 1-8 HEX SLF-LOCKING GRB	4
18	164533	BEARING, FLANGE 1-3/4	2
19	141154	WASHER GANG SHAFT	2
20	141258	WASHER, THRUST 1-3/4	1
21	140672	AXLE, GAUGE WHEEL WLDMT	1
22	23085	NUT HEX SLOTTED 1 3/4-5	1
23	1-647-010004257	PIN,SPRING,SLOTTED 3/8X2-1/2	1
24	224600	HUB & SPINDLE ASSY, 6 BOLT (SEE PAGE 3-23)	1
25	141808	SCREW HX CP7/16-14UNCX3-1/2G5	1
26	101988	NUT,HEXSLF-LKG 7/16-14 GRB	1
27	141271	TIRE AND WHEEL ASSY,FRT YELLOW	1
28	1-104-010002	WHEEL BOLT1/2X1-3/8 S	6
29	1-298-010001-1	ZERK FITTING 1/4 SAE	1

Walking Beam Assembly 2-1/4"

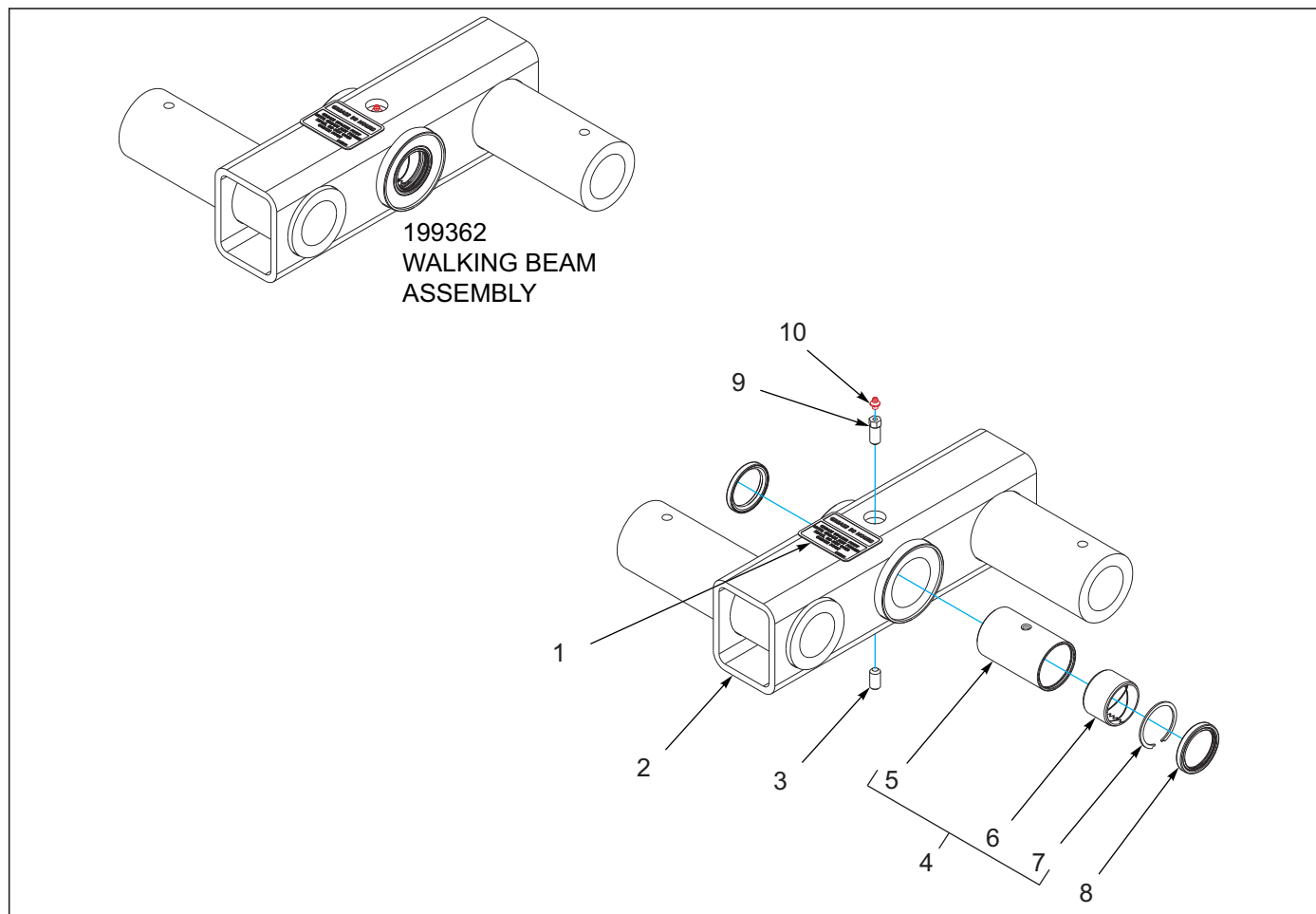


Figure 3-6: Walking Beam Assembly 2-1/4"

Walking Beam Assembly 2-1/4"

ITEM	PART NUMBER	DESCRIPTION	QTY.
--	199362	WALKING BEAM ASSY 2-1/4 MF	
1	215341	DECAL, GREASE WALKER	1
2	199363	WALKING BEAM WLD 2-1/4 SPINDLE	1
3	15G816ER	SCREW SET SOC HD CPPT.5-13X1	1
4	228187	ASSY, PIVOT 2 X 4 CONNEX (INCLUDES 5-7)	1
5	228190	BUSHING, 2X4 W/ SNAP RING	1
6	130052	BUSHING, SPRING 2-1/4X2X1-1/2	2
7	228193	SNAP RING, INTERNAL - 2-1/4	2
8	198322	SEAL, V17, DOUBLE LIP 2"	2
9	212046	SCREW, SET FOR ZERK	1
10	1-298-010001-1	ZERK FITTING 1/4 SAE	1

Hub/Spindle Assembly 6-Bolt, 2-1/4" Spindle

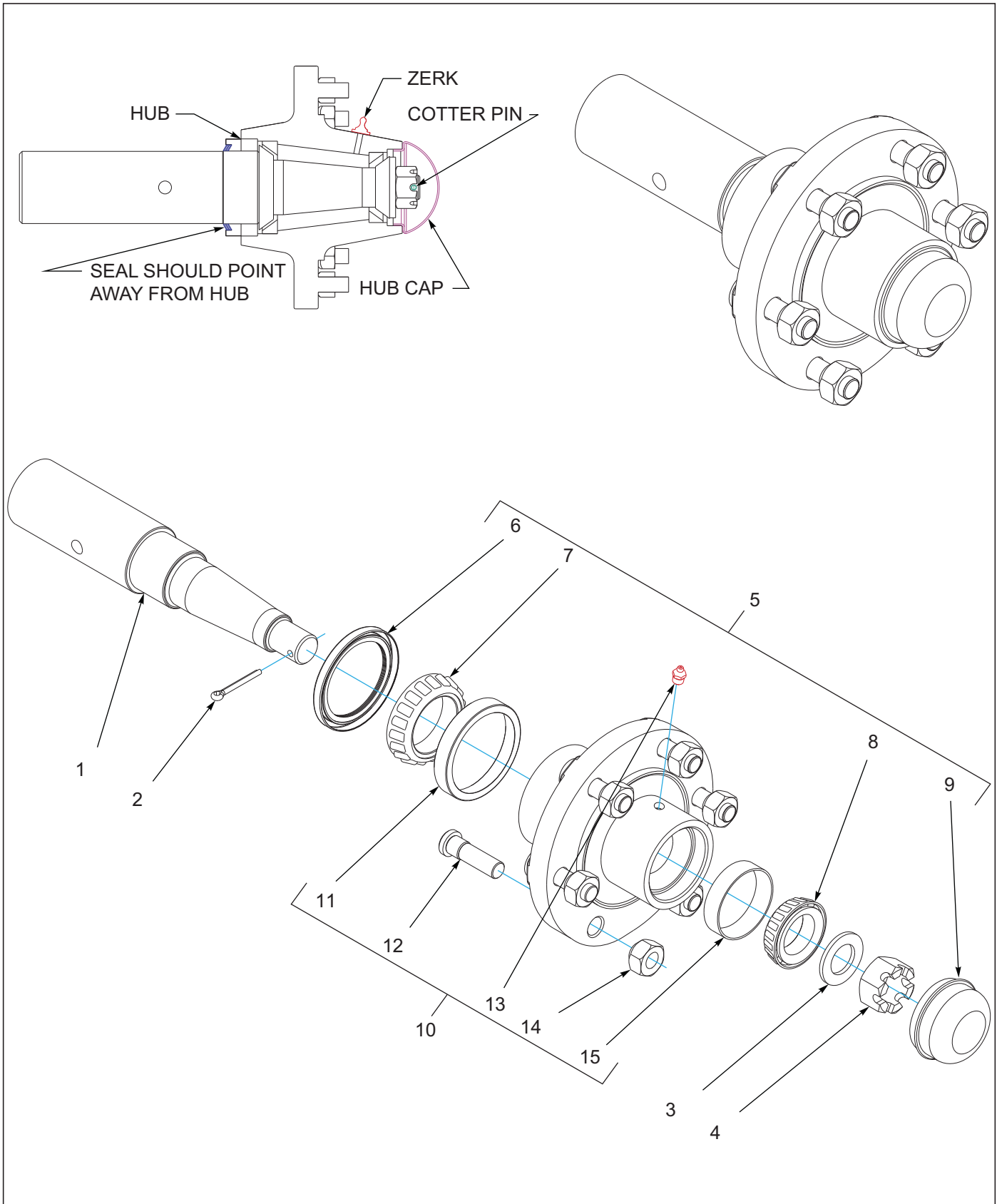


Figure 3-7: Hub/Spindle Assembly 6- Bolt, 2" Spindle

Hub/Spindle Assembly 6-Bolt, 2" Spindle

ITEM	PART NUMBER	DESCRIPTION	QTY.
--	164352	HUB ASSY, 6BOLT 2-1/4 SPINDLE	
1	164349	SPINDLE 2-1/4	1
2	1-557-010362-51	PIN, COTTER 3/16X1-1/2	1
3	141238	WASHER, SPINDLE	1
4	1-516-010001-20	NUT, HX SLOT 1-14	1
5	141866	HUB ASSY SIX BOLT (INCL. ITEMS 6-10)	1
6	140554	SEAL GREASE	1
7	102498	BEARING CONE, OUTER, 1.625	1
8	1-076-010007	CONE INNER	1
9	141236	DUST CAP, WHEEL HUB	1
10	140645	HUB W/CUPS, SIX BOLT (INCL. ITEMS 11-15)	1
11	102604	BEARING CUP, OUTER	1
12	143066	STUD BOLT 9/16-18	6
13	5000	ZERK FITTING 1/8NPT	1
14	210606	WHEEL NUT 9/16-18UNF	6
15	1-076-010010	CUP INNER	1

Hub/Spindle Assembly 6-Bolt, 2" Spindle

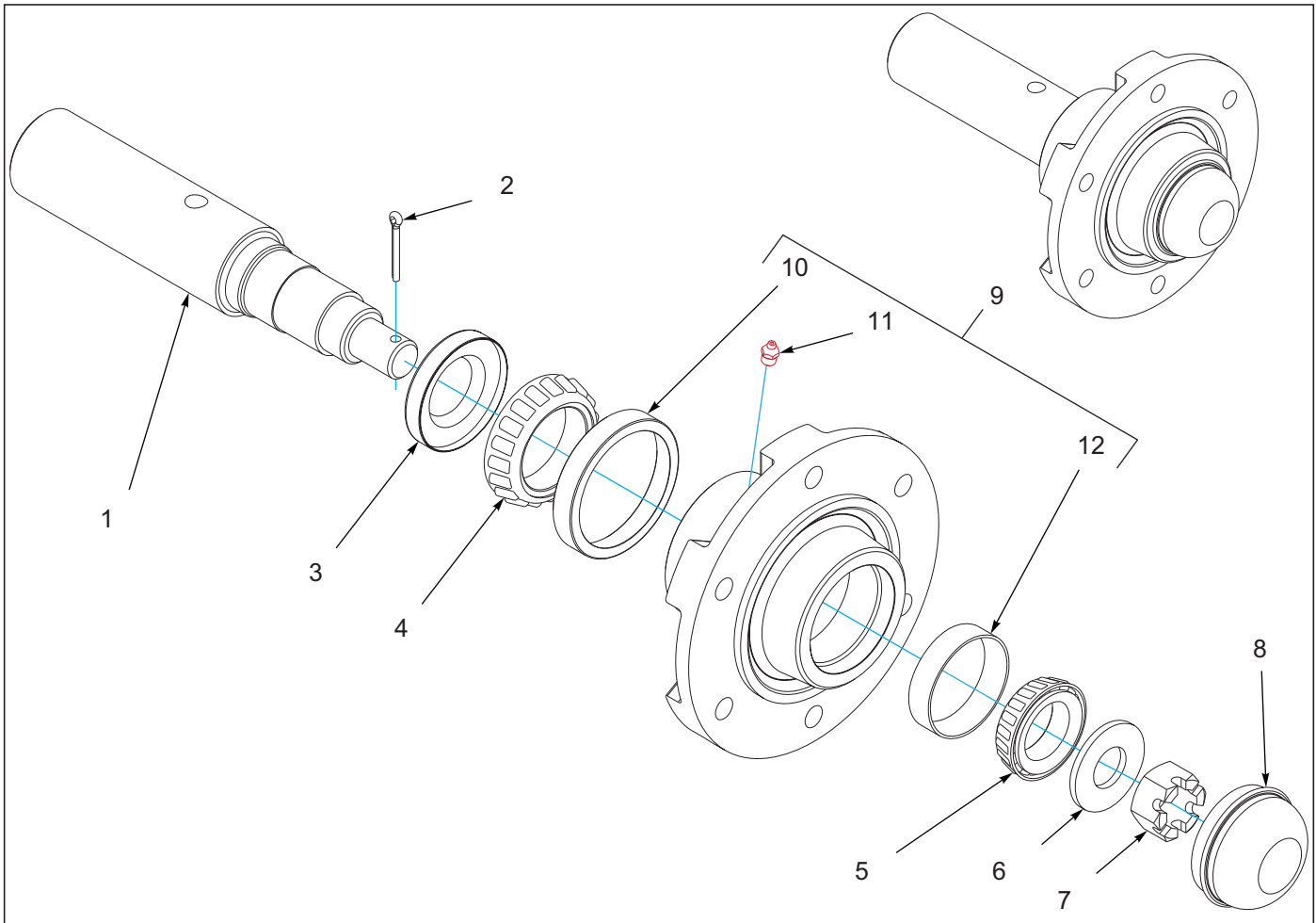


Figure 3-8: Hub/Spindle Assembly 6-Bolt, 2" Spindle

Hub/Spindle Assembly 6-Bolt, 2" Spindle

ITEM	PART NUMBER	DESCRIPTION	QTY.
--	224600	HUB & SPINDLE ASSY, 6 BOLT	
1	141245	SPINDLE, GAUGE WHEEL	1
2	1-557-010362-40	PIN, COTTER 5/32X1-1/4	1
3	1-659-010004	1-5/8 ID GREASE SEAL	1
4	1-076-010009	CONE INNER	1
5	1-076-010007	CONE INNER	1
6	1-861-010004	WASHER SPINDLE 7/8	1
7	100966	NUT, HEX SLOTTED 7/8-14	1
8	1-161-010003	CAP 6BOLT HUB (INCLUDES ITEMS 10-12)	1
9	1-406-010012	HUB 6 BOLT W/CUPS	1
10	1-076-010012	CUP OUTER	1
11	1-298-010001-1	ZERK FITTING 1/4 SAE	1
12	1-076-010012	CUP OUTER	1

Shank Assemblies

Shank Assembly Spring

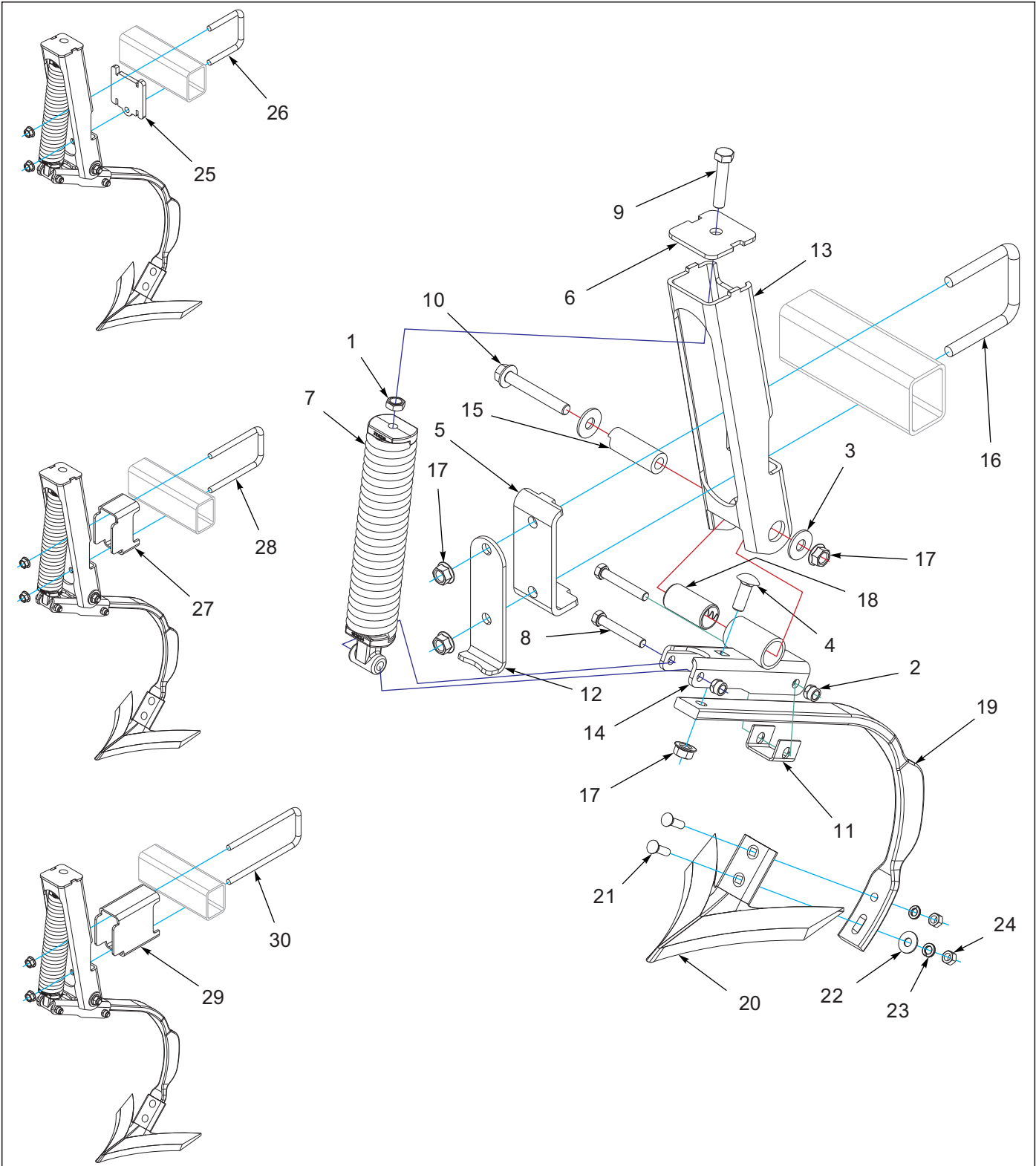


Figure 4-1: Shank Assembly Spring

Shank Assembly Spring

ITEM	PART NUMBER	DESCRIPTION	QTY.
--	172670	SHANK ASSY, SPRING (INCLUDES ITEMS 1-18)	
1	1-511-010001-07	NUT, HEX JAM 5/8-11	1
2	1-512-010005-09	NUT,HEX,SLFLKG, 1/2-13 GRB	2
3	1-861-010032-19	WASHER, FLAT 5/8 W ZP/CD	2
4	133662	SCRW RDHD SHT SQNK5/8-11X1.75	1
5	162904	CLAMP, SHANK MOUNT	1
6	162906	PLATE, SPRING	1
7	162930	SPRING ASSY	1
8	164146	SCREW, HEX CAP 1/2-13X3-1/4	2
9	164147	SCREW HX CAP5/8-11X3 2-1/2THD	1
10	164192	SCREW 5/8-11UNCX4-1/2 FLG HD	1
11	166160	CLAMP, SHANK	1
12	172662	STOP, SPRING SHANK	1
13	172666	MOUNT, SHANK	1
14	172667	CLAMP, SHANK (INCLUDES ITEMS 18)	1
15	172671	BUSHING, CLAMP	1
16	2-102-010004	BOLT U STANDARD GAUGE WHEEL	3
17	29SFFL 5811	NUT,FLANGE HEAD LOCK5/8-11UNC	4
18	172672	BUSHING 1-1/2 X 1-1/4 X2-15/16	1
19	185928	SHANK,5/8 X 1-3/4 EDGE BENT	1
20	108676	SWEEP 1/4X9 ULTRAWING (SHOWN)	
20	108675	SWEEP 1/4X8 ULTRAWING	
20	8-689-010006	9IN SWEEP	
20	8-689-010007	7IN SWEEP	
20	8-689-010008	8IN SWEEP	
20	8-689-010009	SWEEP 10 IN 810-800A	
21	7/16-14X1-3/4PB	BOLT,PLOW 7/16X1-3/4 GR5 ZP	2
22	1-861-010032-13	WASHER FLAT 7/16	1
23	1-861-010034-12	WASHER,LOCKING HLC SPG 7/16	2
24	1-512-010007-08	NUT, HEX 7/16-14 GR2 ZP	2
25	194616	EXTENSION SPRING SHANK	4
26	6-102-010009	U-BOLT RIGID GA WHEEL	4
27	172714	EXTENSION SPRING SHANK 3"	1
28	2-102-010037	U-BOLT CENTER SCRAPER	1
29	164314	EXTENSION, SPRING SHANK 6-1/4	2
30	158841	U-BOLT,5/8X4-11/16X10-3/4	2

Shank Assembly S-Tine

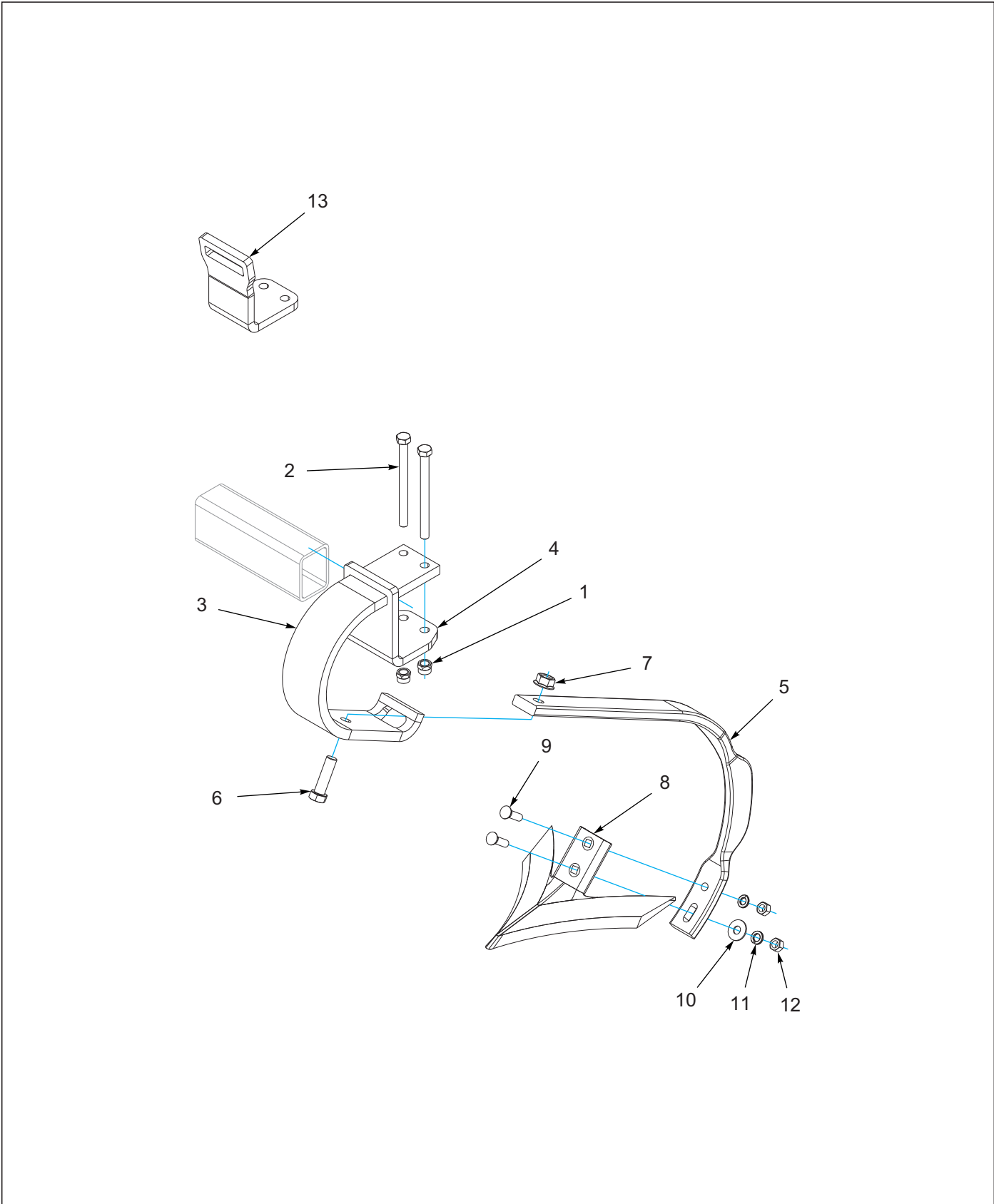


Figure 4-2: Shank Assembly S-Tine

Shank Assembly S-Tine

ITEM	PART NUMBER	DESCRIPTION	QTY.
--	166200	SHANK ASSY,S-TINE (INCLUDES ITEMS 1-4)	
--	183924	SHANK ASSY, S-TINE (INCLUDES ITEMS 2, 3, 4, 13)	
1	1-512-010005-09	NUT,HEX,SLFLKG, 1/2-13 GRB	2
2	1-654-010055-17	SCREW,HEX CAP,1/2-13UNCX6 GR5	2
3	166199	SPRING CLAMP,S-TINE	1
4	166201	CLAMP S-TINE	1
5	185928	SHANK,5/8 X 1-3/4 EDGE BENT	1
6	1-654-010059-06	SCREW,HEX CAP 5/8-11X2-1/4 G5	1
7	29SFFL 5811	NUT,FLANGE HEAD LOCK5/8-11UNC	2
8	108676	SWEEP 1/4X9 ULTRAWING (SHOWN)	
8	108675	SWEEP 1/4X8 ULTRAWING	
8	8-689-010006	9IN SWEEP	
8	8-689-010007	7IN SWEEP	
8	8-689-010008	8IN SWEEP	
8	8-689-010009	SWEEP 10 IN 810-800A	
9	7/16-14X1-3/4PB	BOLT,PLOW 7/16X1-3/4 GR5 ZP	2
10	1-861-010032-13	WASHER FLAT 7/16	1
11	1-861-010034-12	WASHER,LOCKING HLC SPG 7/16	2
12	1-512-010007-08	NUT, HEX 7/16-14 GR2 ZP	2
13	181618	CLAMP, S-TINE	1

Hydraulic Assemblies

Hydraulic Assembly Lift, 9650-38'-42'

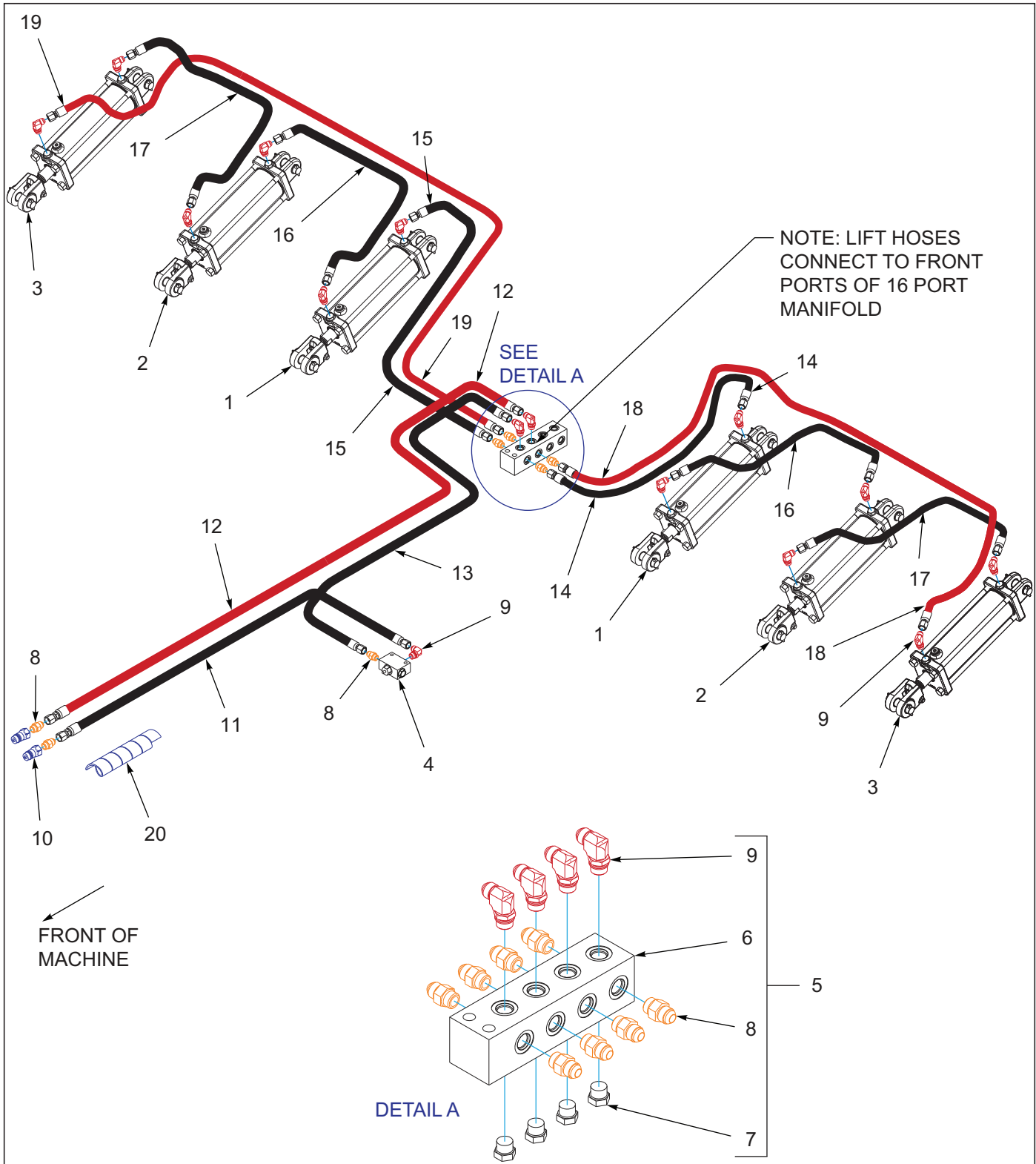


Figure 5-1: Hydraulic Assembly Lift, 9650-38'-42'

Hydraulic Assembly Lift, 9650-38'-42'

ITEM	PART NUMBER	DESCRIPTION	QTY.
1	140470	CYLINDER 4X10 REPHASE (SEE PAGE 7-3)	2
2	140471	CYLINDER 3-3/4X10 REPHASE (SEE PAGE 7-2)	2
3	164172	CYLINDER 3-1/2X10, REPHASE (SEE PAGE 7-1)	2
4	185660	VALVE, LIMIT	1
5	166252	MANIFOLD ASSY LIFT/FOLD (INCLUDES ITEMS 10-13)	1
6	141594	MANIFOLD, HYDRAULIC 16 PORT	1
7	1-007-010025	PLUG, 3/4-16 O-RING BOSS	2
8	202702-8-8S	ADAPTER #8 O-RING TO #8 TUBE	11
9	2062-8-8S	ADAPTER, 90, #8 O-RING-TUBE	17
10	141828	COUPLER,MALE 3/4-16 O-RING	2
11	164304	HOSE ASSY,1/2X279 SAE37 STR	1
12	164305	HOSE ASSY,1/2X324 SAE37 STR	1
13	164303	HOSE ASSY,1/2X138 SAE37 STR	1
14	153843	HOSE ASSY 3/8X67 #8 JIC SWIV	1
15	123547	HOSE ASSY 3/8X56 #8 JIC SWIVL	1
16	116434	HOSE ASSY, 3/8X120 #8 JIC SW	2
17	116491	HOSE ASSY 3/8X96 #8 JIC SW	2
18	116436	HOSE ASSY, 3/8X255 #8 JIC SW	1
19	164307	HOSE ASSY,3/8X237 #8JIC SWIV	1
20	155528	HOSE WRAP, BLUE 1" ID X 8"	1

Hydraulic Assembly Lift, 9650-46'-50'

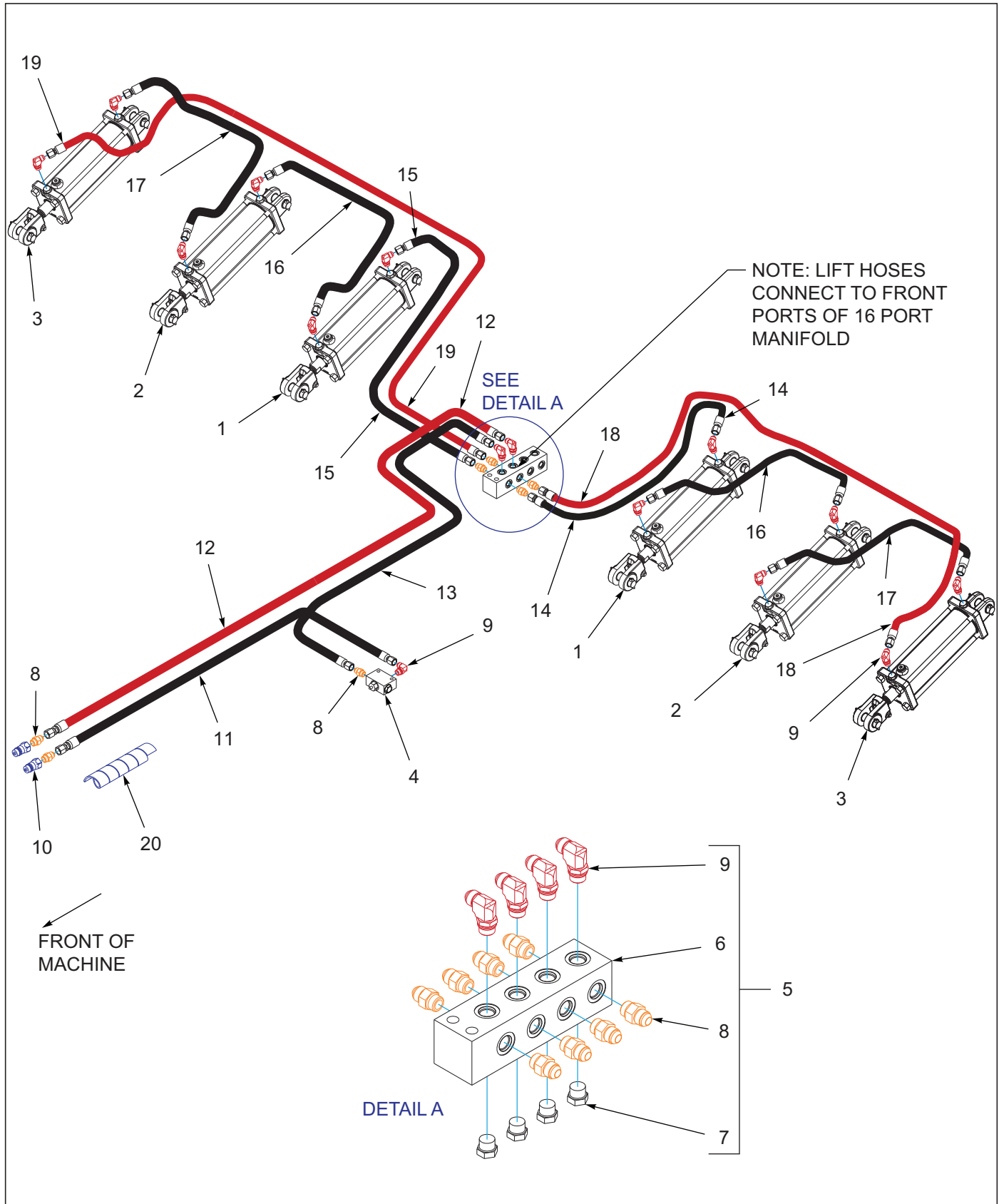


Figure 5-2: Hydraulic Assembly Lift, 9650-46'-50'

Hydraulic Assembly Lift, 9650-46'-50'

ITEM	PART NUMBER	DESCRIPTION	QTY.
1	140470	CYLINDER 4X10 REPHASE (SEE PAGE 7-3)	2
2	140471	CYLINDER 3-3/4X10 REPHASE (SEE PAGE 7-2)	2
3	164172	CYLINDER 3-1/2X10, REPHASE (SEE PAGE 7-1)	2
4	185660	VALVE, LIMIT	1
5	166252	MANIFOLD ASSY LIFT/FOLD (INCLUDES ITEMS 10-13)	1
6	141594	MANIFOLD, HYDRAULIC 16 PORT	1
7	1-007-010025	PLUG, 3/4-16 O-RING BOSS	2
8	202702-8-8S	ADAPTER #8 O-RING TO #8 TUBE	11
9	2062-8-8S	ADAPTER, 90, #8 O-RING-TUBE	17
10	141828	COUPLER,MALE 3/4-16 O-RING	2
11	164304	HOSE ASSY,1/2X279 SAE37 STR	1
12	164305	HOSE ASSY,1/2X324 SAE37 STR	1
13	164303	HOSE ASSY,1/2X138 SAE37 STR	1
14	153843	HOSE ASSY 3/8X67 #8 JIC SWIV	1
15	123547	HOSE ASSY 3/8X56 #8 JIC SWIVL	1
16	116435	HOSE ASSY, 3/8X146 #8 JIC SW	2
17	116434	HOSE ASSY, 3/8X120 #8 JIC SW	2
18	164309	HOSE ASSY 3/8X300 #8JIC SWIV	1
19	164308	HOSE ASSY,3/8X285 #8JIC SWIV	1
20	155528	HOSE WRAP, BLUE 1" ID X 8"	1

Hydraulic Assembly Fold, 9650-38'-42'

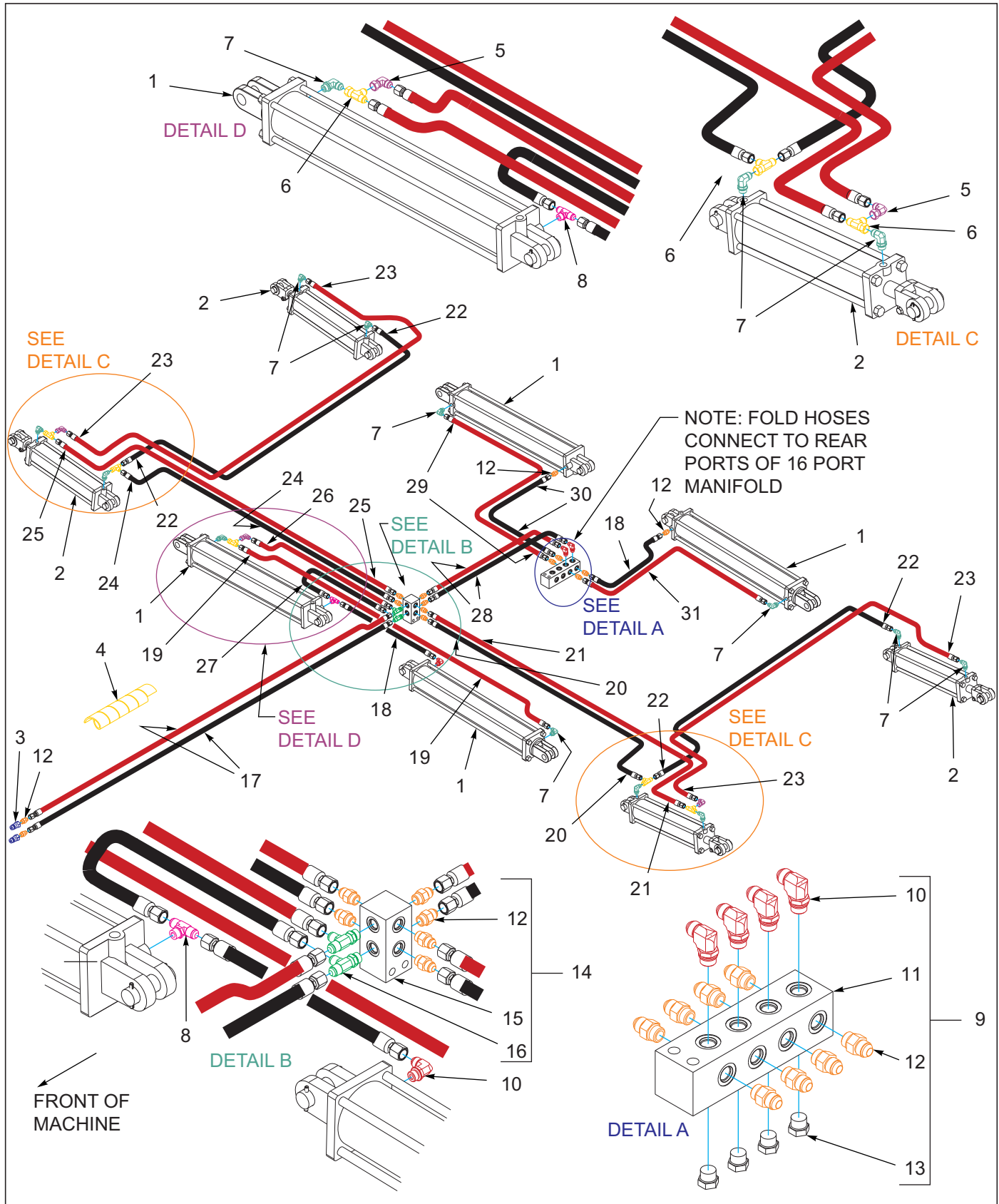


Figure 5-3: Hydraulic Assembly Fold, 9650-38'-42'

Hydraulic Assembly Fold, 9650-38'-42'

ITEM	PART NUMBER	DESCRIPTION	QTY.
1	167618	CYL ASM, 4-1/2 X 30 W/FITTINGS (SEE PAGE 6-4)	4
2	201786	CYLINDER ASSY 4X16 W/FITTINGS (SEE PAGE 6-5)	4
3	141828	COUPLER,MALE 3/4-16 O-RING	2
4	155529	HOSE WRAP, YELLOW 1" ID X 8"	1
5	2071-8-8S	ADAPTER90 #8 FLR SWIVEL #8JIC	3
6	203102-8-8S	ADAPTER,TEE,1/2 #8JICX#8JICSWV	5
7	141826	ELBOW 90 1/16 RES	10
8	203003-8-8S	ADAPTER,TEE,#8 O-RING-TUBE	1
9	166252	MANIFOLD ASSY LIFT/FOLD (INCLUDES ITEMS 10-13)	1
10	2062-8-8S	ADAPTER, 90, #8 O-RING-TUBE	5
11	141594	MANIFOLD, HYDRAULIC 16 PORT	1
12	202702-8-8S	ADAPTER #8 O-RING TO #8 TUBE	18
13	1-007-010025	PLUG, 3/4-16 O-RING BOSS	4
14	172664	MANIFOLD ASSY, FOLD (INCLUDES ITEMS 12, 15, 16)	1
15	2-474-010022	MANIFOLD HYDRAULIC, 6 HOSE	1
16	203005-8-8S	ADAPTER,TEE,#8 O-RING-TUBE	2
17	164307	HOSE ASSY,3/8X237 #8JIC SWIV	2
18	117259	HOSE ASSY 3/8X48 #8JIC	2
19	166171	HOSE ASSY 3/8X114 #8JIC SWIV	1
20	141864	HOSE ASSY 3/8X175 #8 JIC SWIV	1
21	141883	HOSE ASSY 3/8X190 #8 JIC SWIV	1
22	137599	HOSE ASSY 3/8X126.25 #8JIC SWV	2
23	159569	HOSE ASSY 3/8X161,#8JIC SWVL	2
24	116434	HOSE ASSY, 3/8X120 #8 JIC SW	1
25	141881	HOSE ASSY 3/8X136 #8 JIC SWIV	1
26	71508985	HOSE ASSY .38 X 30	1
27	147582	HOSE ASSY 3/8X24 #8 JIC SWIV	1
28	71508988	HOSE ASSY 3/8 X 80	2
29	153843	HOSE ASSY 3/8X67 #8 JIC SWIV	1
30	1-397-010369036	HOSE ASSY 3/8X36,#8 JIC SWVL	1
31	116490	HOSE ASSY 3/8X78 #8 JIC SW	1

Hydraulic Assembly Fold, 9650-46'-50'

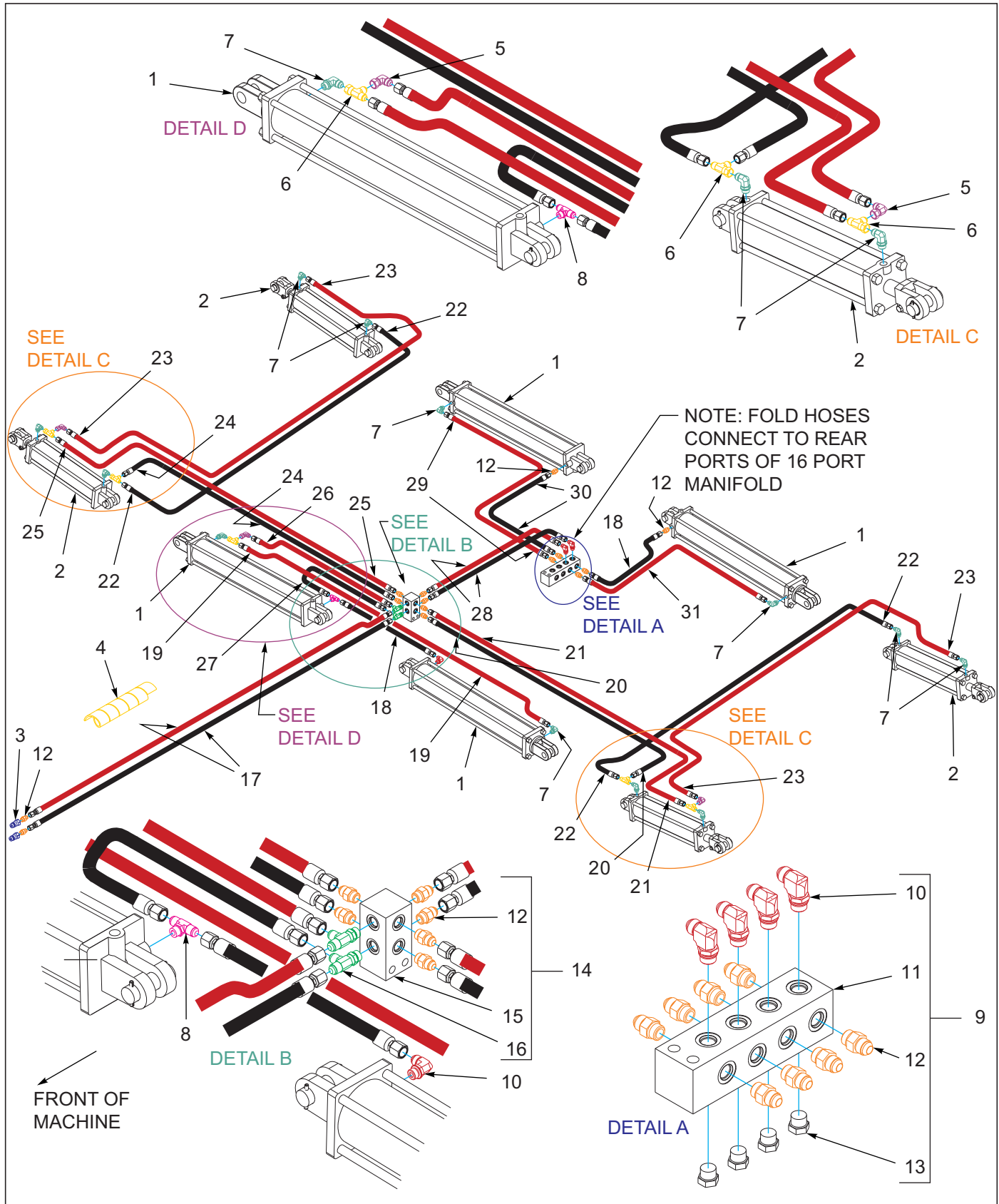


Figure 5-4: Hydraulic Assembly Fold, 9650-46'-50'

Hydraulic Assembly Fold, 9650-46'-50'

ITEM	PART NUMBER	DESCRIPTION	QTY.
1	167618	CYL ASM, 4-1/2 X 30 W/FITTINGS (SEE PAGE 7-4)	4
2	201786	CYLINDER ASSY 4X16 W/FITTINGS (SEE PAGE 7-5)	4
3	141828	COUPLER,MALE 3/4-16 O-RING	2
4	155529	HOSE WRAP, YELLOW 1" ID X 8"	1
5	2071-8-8S	ADAPTER90 #8 FLR SWIVEL #8JIC	3
6	203102-8-8S	ADAPTER,TEE,1/2 #8JICX#8JICSWV	5
7	141826	ELBOW 90 1/16 RES	10
8	203003-8-8S	ADAPTER,TEE,#8 O-RING-TUBE	1
9	166252	MANIFOLD ASSY LIFT/FOLD (INCLUDES ITEMS 10-13)	1
10	2062-8-8S	ADAPTER, 90, #8 O-RING-TUBE	5
11	141594	MANIFOLD, HYDRAULIC 16 PORT	1
12	202702-8-8S	ADAPTER #8 O-RING TO #8 TUBE	18
13	1-007-010025	PLUG, 3/4-16 O-RING BOSS	4
14	172664	MANIFOLD ASSY, FOLD (INCLUDES ITEMS 12, 15, 16)	1
15	2-474-010022	MANIFOLD HYDRAULIC, 6 HOSE	1
16	203005-8-8S	ADAPTER,TEE,#8 O-RING-TUBE	2
17	164307	HOSE ASSY,3/8X237 #8JIC SWIV	2
18	117259	HOSE ASSY 3/8X48 #8JIC	2
19	166171	HOSE ASSY 3/8X114 #8JIC SWIV	1
20	71509000	HOSE ASM 3/8 X202	1
21	160693	HOSE ASSY 3/8X222 #8 JIC SWIV	1
22	137599	HOSE ASSY 3/8X126.25 #8JIC SWV	2
23	159569	HOSE ASSY 3/8X161,#8JIC SWVL	2
24	116435	HOSE ASSY, 3/8X146 #8 JIC SW	1
25	144343	HOSE ASSY 3/8X165 #8 JIC SWIV	1
26	71508985	HOSE ASSY .38 X 30	1
27	147582	HOSE ASSY 3/8X24 #8 JIC SWIV	1
28	71508988	HOSE ASSY 3/8 X 80	2
29	153843	HOSE ASSY 3/8X67 #8 JIC SWIV	1
30	1-397-010369036	HOSE ASSY 3/8X36,#8 JIC SWVL	1
31	116490	HOSE ASSY 3/8X78 #8 JIC SW	1

Cylinders

Cylinder Assembly 3-1/2 x 10, Rephase

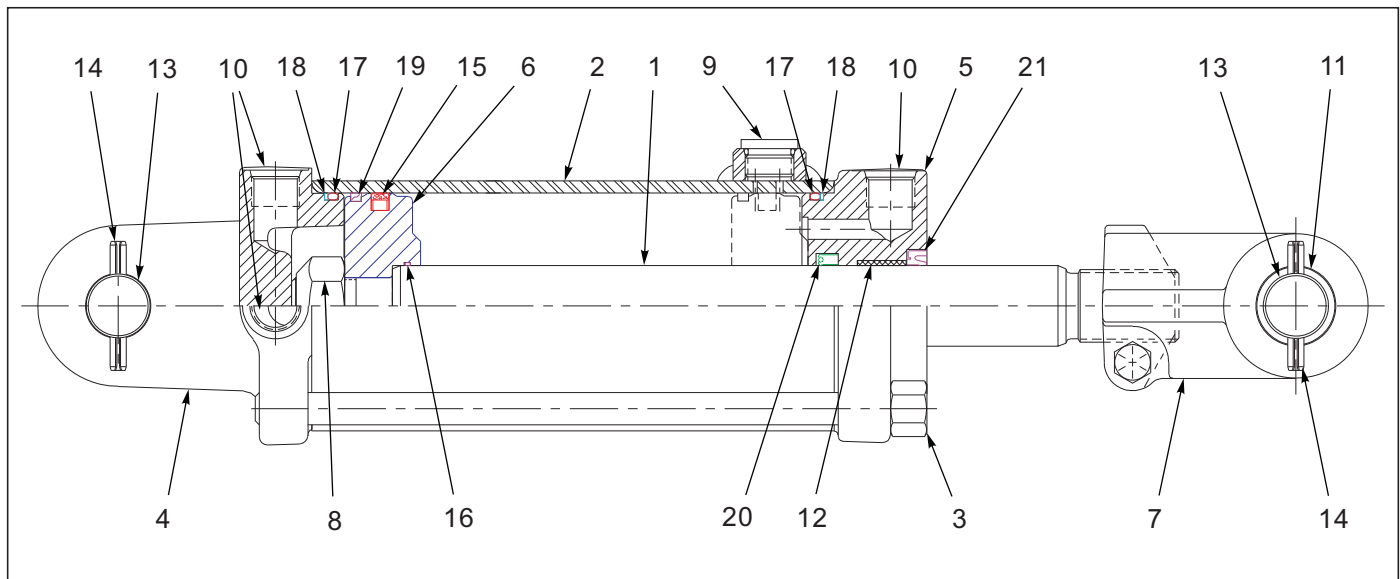


Figure 6-1: Cylinder Assembly 3-1/2 x 10, Rephase

Cylinder Assembly 3-1/2 x 10, Rephase

ITEM	PART NUMBER	DESCRIPTION	QTY.
--	164172	CYLINDER 3-1/2X10, REPHASE	
1	-----	PISTON ROD	1
2	-----	TUBE ASSEMBLY	1
3	-----	TIEROD ASSY	1
4	148084	BUTT CLEVIS	1
5	148085	GLAND ASSEMBLY	1
6	-----	PISTON	1
7	148087	CLEVIS ASSEMBLY	1
8	-----	LOCK NUT	1
9	-----	SHIPPING PLUG	1
10	-----	SHIPPING PLUG	3
11	148088	HARD, BUSHING	2
12	125566	DU BUSHING	1
13	143994	CLEVIS PIN	2
14	111789	ROLL PIN	4
15	-----	TEFLON SEAL	1
16	-----	O-RING	1
17	-----	O-RING	2
18	-----	BU-WASHER	2
19	-----	BEARING RING	1
20	-----	U-CUP	1
21	-----	CANNED WIPER	1
22	164245	PACKING KIT (NOT SHOWN) (INCLUDES ITEMS 15-21)	

Cylinder Assembly 3-3/4 x 10, Rephase

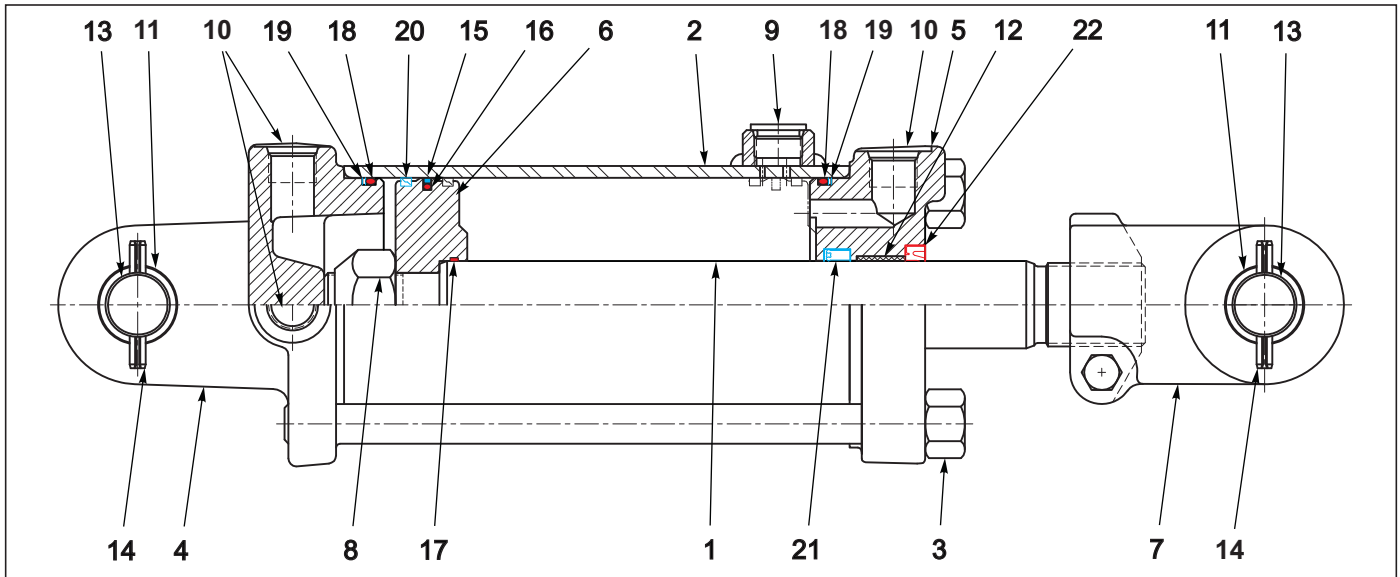


Figure 6-2: Cylinder Assembly 3-3/4 x 10, Rephase

Cylinder Assembly 3-3/4 x 10, Rephase

ITEM	PART NUMBER	DESCRIPTION	QTY.
--	140471	CYLINDER, 3-3/4 X 10, REPHASE (1" PINS)	
1	----	PISTON, ROD	1
2	----	TUBE ASSY	1
3	----	TIEROD ASSY	1
4	142116	BUTT CLEVIS ASSEMBLY	1
5	111871	GLAND ASSY	1
6	----	PISTON ROD	1
7	142110	CLEVIS ASSY	1
8	----	NUT, LOCK	1
9	----	PLUG, PORT	1
10	----	PLUG, PORT	3
11	142112	BUSHING	4
12	141301	BUSHING	1
13	143994	PIN, CLEVIS	2
14	111789	ROLL PIN	4
15	----	TEFLON SEAL	1
16	----	O- RING	1
17	----	O- RING	1
18	----	O- RING	2
19	----	BU- WASHER	2
20	----	BEARING RING	2
21	----	U- CUP	1
22	----	CANNED WIPER	1
23	142103	PACKING KIT (NOT SHOWN) (INCLUDES ITEMS 15-22)	

Cylinder Assembly 4 x 10, Rephase

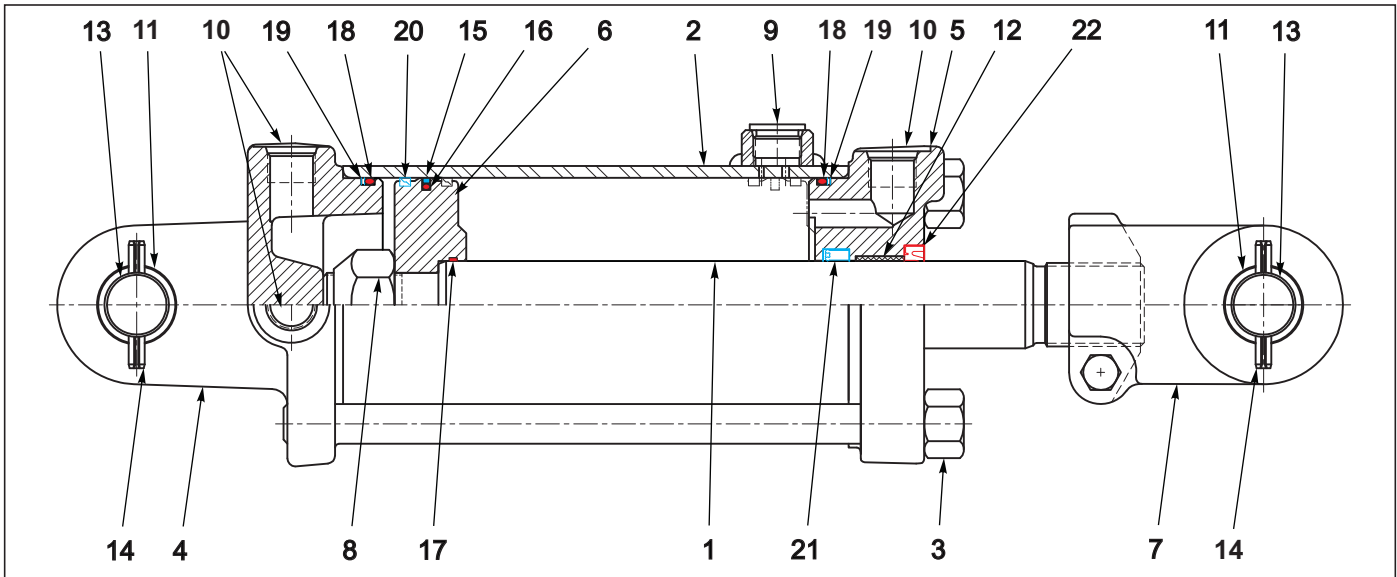


Figure 6-3: Cylinder Assembly 4 x 10, Rephase

Cylinder Assembly 4 x 10, Rephase

ITEM	PART NUMBER	DESCRIPTION	QTY.
--	140470	CYLINDER 4X10 REPHASE (1" PINS)	
1	----	PISTON, ROD	1
2	----	TUBE	1
3	----	TIEROD ASSY	1
4	142114	BUTT CLEVIS ASSY	1
5	142109	GLAND ASSEMBLY	1
6	----	PISTON	1
7	142110	CLEVIS ASSEMBLY	1
8	----	NUT, LOCK	1
9	----	PLUG, PORT	1
10	----	PLUG, PORT	3
11	142112	BUSHING	4
12	141301	BUSHING	1
13	143994	PIN, CLEVIS	2
14	111789	ROLL PIN	4
15	----	TEFLON SEAL	1
16	----	O- RING	1
17	----	O- RING	1
18	----	O- RING	2
19	----	BU- WASHER	2
20	----	BEARING RING	2
21	----	U- CUP	1
22	----	CANNED WIPER	1
23	142111	PACKING KIT (NOT SHOWN) (INCLUDES ITEMS 15-22)	

Cylinder Assembly 4-1/2 x 30

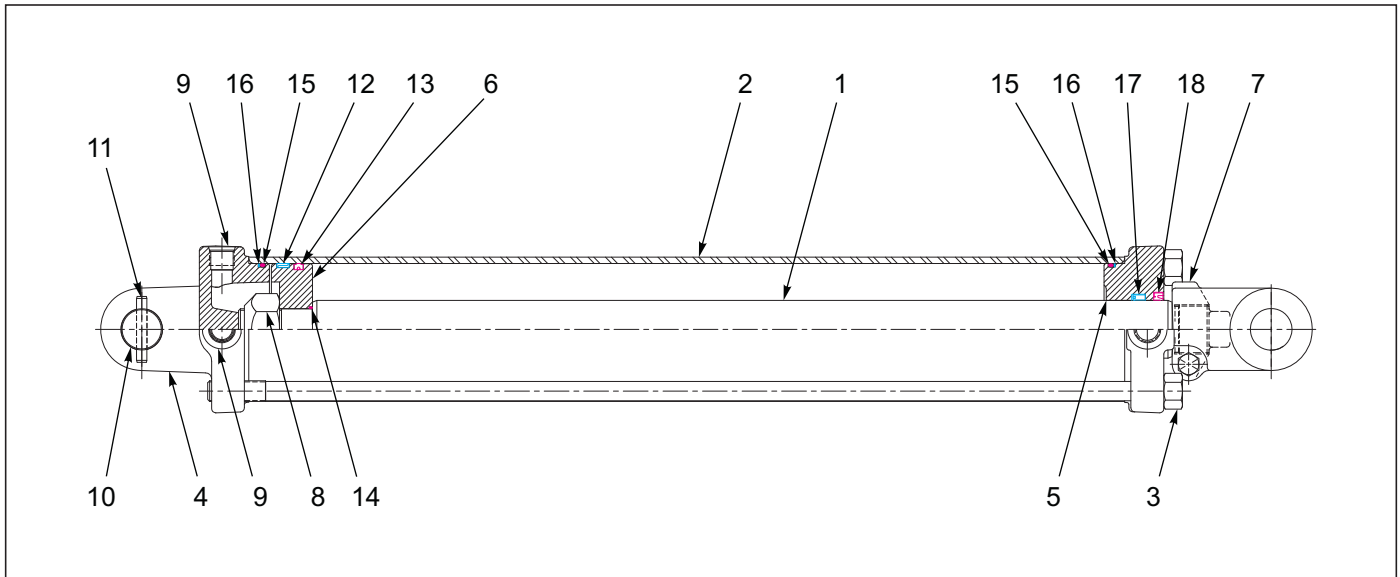


Figure 6-4: Cylinder Assembly 4-1/2 x 30

Cylinder Assembly 4-1/2 x 30

ITEM	PART NUMBER	DESCRIPTION	QTY.
--	167575	CYLINDER, 4-1/2 X 30, 2DIA ROD	
1	----	PISTON ROD	1
2	----	TUBE	1
3	----	TIEROD ASSEMBLY	4
4	218648	BUTT	1
5	169549	GLAND	1
6	----	PISTON	1
7	100000362	CLEVIS ASSEMBLY	1
8	----	LOCKNUT	1
9	----	PORT PLUG	3
10	169550	CLEVIS PIN	1
11	111789	ROLL PIN	2
12	----	BEARING RING	2
13	----	CROWN SEAL	1
14	----	O-RING	1
15	----	O-RING	2
16	----	BU-WASHER	2
17	----	U-CUP	1
18	----	WIPER	2
19	169552	PACKING KIT (NOT SHOWN) (INCLUDES ITEMS 12-18)	

Cylinder Assembly 4 x 16

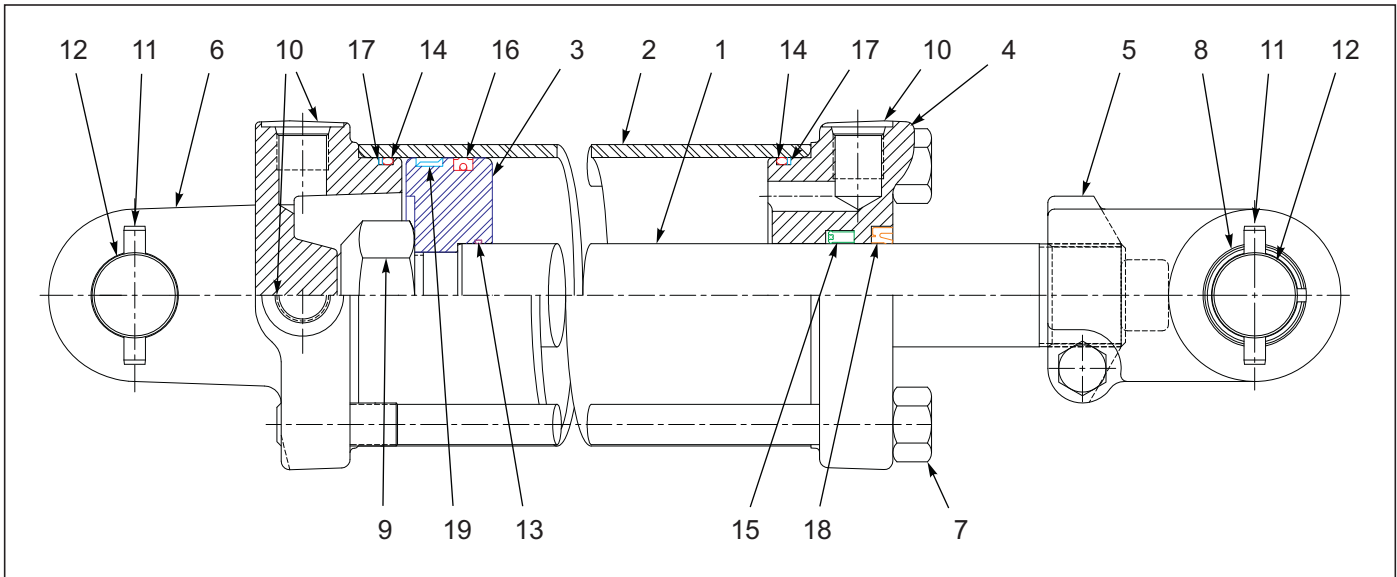


Figure 6-5: Cylinder Assembly 4 x 16

Cylinder Assembly 4 x 16







ITEM	PART NUMBER	DESCRIPTION	QTY.
--	144322	CYLINDER HYDRAULIC 4" X 16"	
1	-----	PISTON ROD	1
2	-----	TUBE	1
3	-----	PISTON	1
4	142120	GLAND	1
5	137304	CLEVIS ASSEMBLY	1
6	142119	BUTT CLEVIS	1
7	-----	TIEROD ASSEMBLY	4
8	135912	BUSHING	2
9	-----	LOCKNUT	1
10	-----	PORT PLUG	3
11	111789	ROLL PIN	4
12	218640	CLEVIS PIN	2
13	-----	O-RING	1
14	-----	O-RING	2
15	-----	U-CUP	1
16	-----	CROWN SEAL	1
17	-----	BU-WASHER	2
18	-----	CANNED WIPER	1
19	-----	BEARING RING	1
20	154104	PACKING KIT (NOT SHOWN) (INCLUDES ITEMS 13-19)	

Electrical

Electrical Assembly W/LED Lights Wiring Chart

7-PIN CONN.	4-PIN TOWER	CIRCUIT	WIRE COLOR
1	D	GROUND	WHITE 
2	-	WORK LAMPS	BLACK 
3	B	LEFT FLASHING & TURN	YELLOW 
4	-	STOP LAMPS	RED 
5	A	RIGHT FLASHING & TURN	GREEN 
6	C	TAIL LAMPS	BROWN 
7	-	SWITCHED POWER (12 V)	BLUE 

MAIN WARNING LIGHT HARNESS - WIRING CHART

	RIGHT AMBER	RIGHT RED		LEFT RED	LEFT AMBER
	2-PIN TOWER	3-PIN TOWER	6-PIN SHROUD	3-PIN TOWER	2-PIN TOWER
 BLACK LEFT TURN			A	C	
 WHITE GROUND	A	A	B	A	A
 BROWN TAIL LIGHT		B	C	B	
 YELLOW LEFT TURN			D		B
 GREEN RIGHT TURN	B		E		
 RED RIGHT TURN		C	F		

REAR WARNING LIGHT HARNESS - WIRING CHART

Figure 7-1: Electrical Assembly W/LED Lights Wiring Chart

Electrical Assembly W/LED Lights

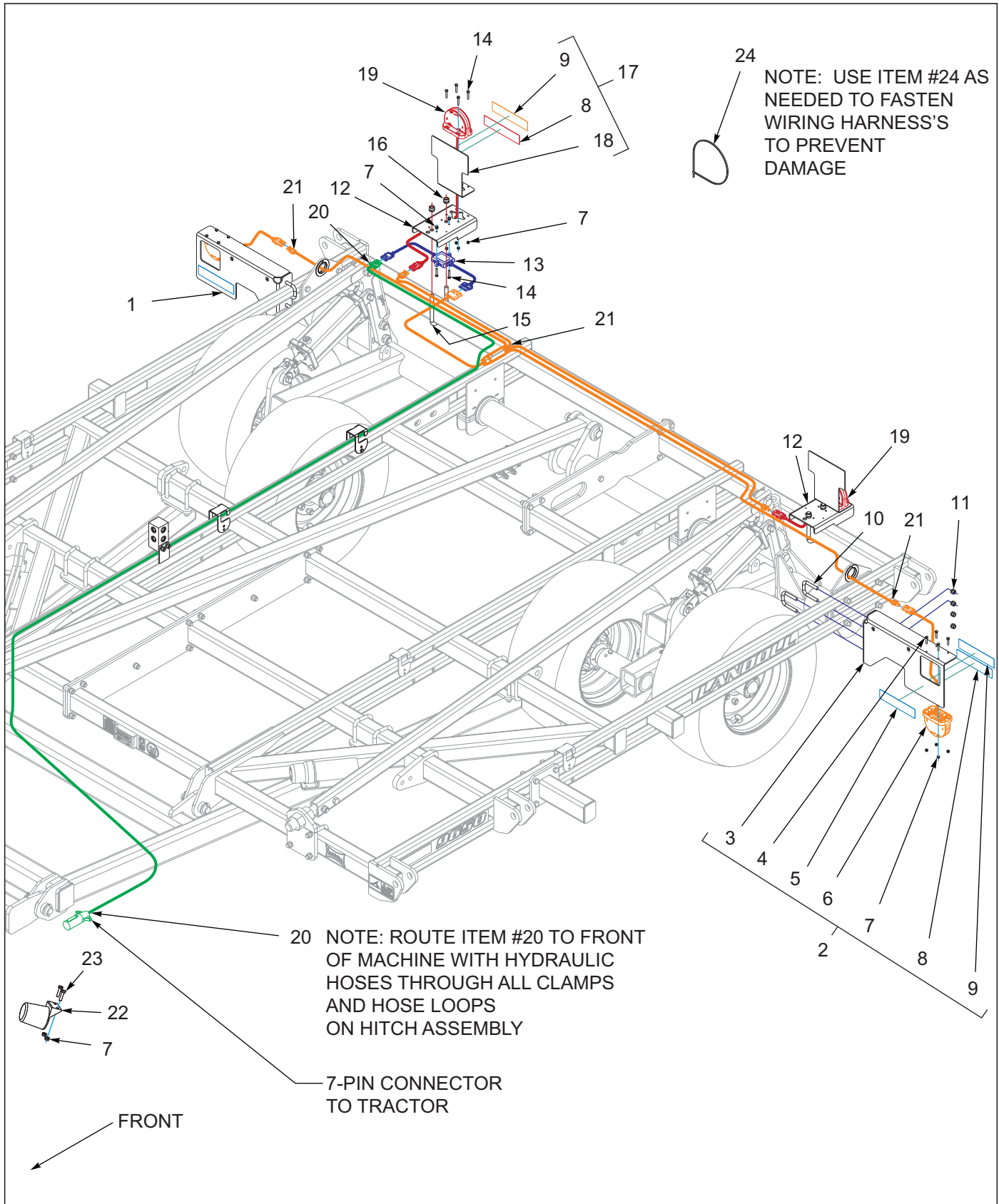


Figure 7-2: Electrical Assembly W/LED Lights

Electrical Assembly W/LED Lights

ITEM	PART NUMBER	DESCRIPTION	QTY.
--	176604	ELECTRICAL KIT 9650	
1	176601	LIGHT ASSY, RIGHT LED (INCLUDES ITEMS 3-9)	1
2	176602	LIGHT ASSY, LEFT LED (INCLUDES ITEMS 3-9)	1
3	164134	MOUNT, LIGHT RIGHT (USED WITH ITEM 1)	1
3	164135	MOUNT, LIGHT LEFT (USED WITH ITEM 2)	1
4	1-654-010047-07	SCREW,HX CP 1/4-20UNCX1-1/4G5	8
5	528934	REFLECTOR - YELLOW	2
6	174436	LAMP, AG AMBER SINGLE LED	2
7	1-512-010005-01	NUT,HEX,SLFLKG GRB 1/4-20	20
8	528933	REFLECTOR - RED	4
9	528938	STRIPE, ORANGE	4
10	8-102-010019	U BOLT SCRAPER	4
11	1-512-010005-09	NUT,HEX,SLFLKG, 1/2-13 GRB	8
12	164138	MOUNT, LIGHT TAIL	2
13	174437	MODULE, AG FLASHER CONTROL	1
14	1-654-010047-08	SCREW HX CP,1/4-20UNCX1-1/2G5	10
15	8-102-010043	U-BOLT, SPING CLAMP	2
16	1-512-010005-13	NUT,HEX SLFLKG GRB 5/8-11	4
17	164140	REFLECTOR ASSY (INCLUDES ITEMS 8, 9, 18)	2
18	164139	MOUNT, REFLECTOR	2
19	174435	LAMP, AG RED SINGLE LED	2
20	174438	HARNESS, MAIN WARNING LIGHTS	1
21	174439	HARNESS, REAR WARNING LIGHTS	1
22	2-368-010287	HARNESS, STOR-A-WAY (SEE PAGE 2-1)	1
23	1-654-010047-06	SCREW,HX CP 1/4-20UNCX1 GR5	2
24	105874	TIE,STRAP PLSTC 21.5-24X.301	15

Decals

Decals



Figure 8-1: Decals

Decal Installation

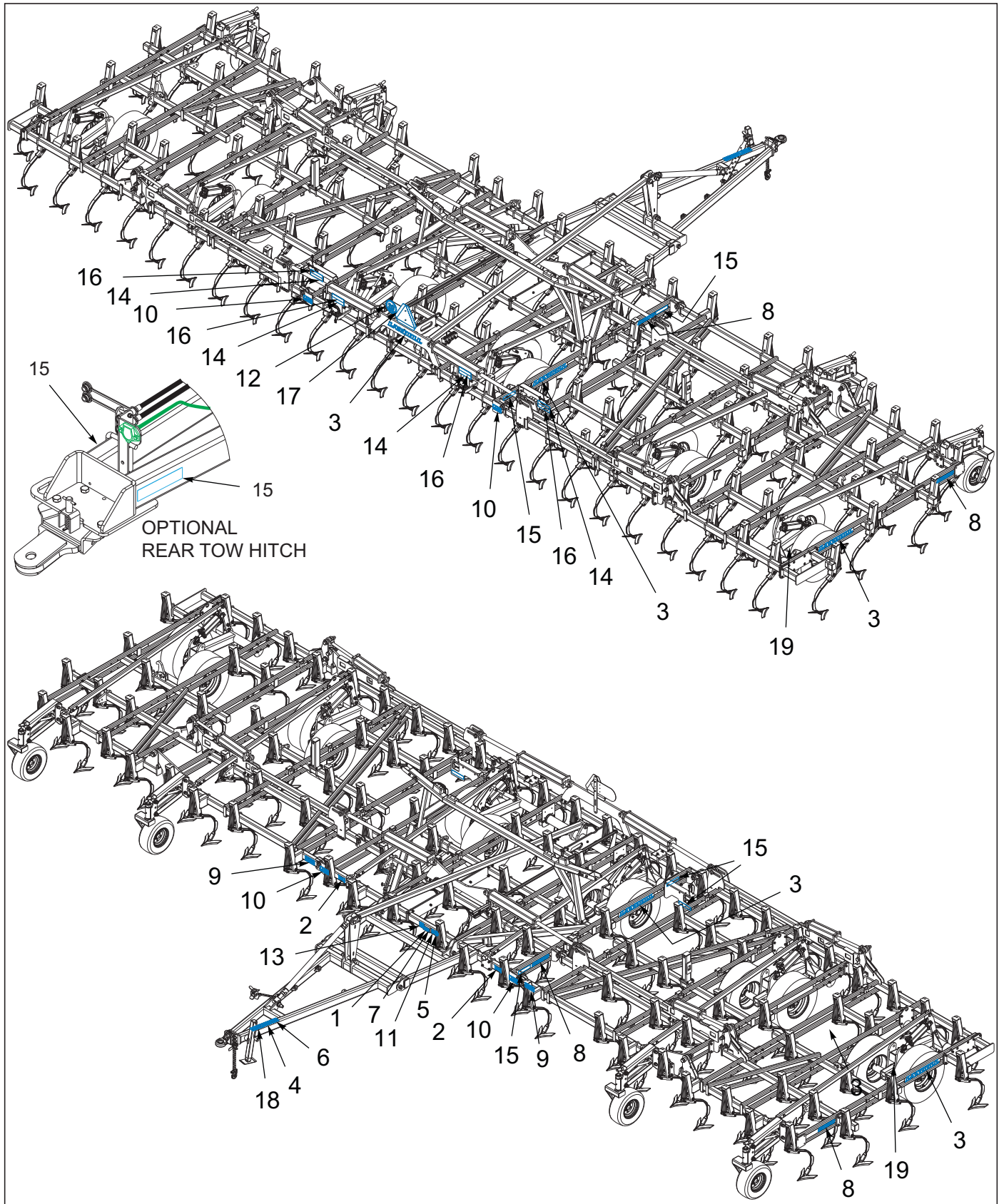


Figure 8-2: Decal Installation

Decals

ITEM	PART NUMBER	DESCRIPTION	QTY.
1	1-573-010006	PLACARD, NAME	1
2	141259	DECAL, LANDOLL, YELLOW	2
3	141260	DECAL, LANDOLL	5
4	141597	DECAL, DANGER ELECTROCUTION	1
5	144193	DECAL, SIS 20 MPH	1
6	155523	DECAL, HOSE IDENTIFICATION	1
7	156010	RIVET, BLIND .156X1/2 GRIP	2
8	164302	DECAL, MODEL 9650	4
9	174448	DECAL, IMPORTANT	2
10	2-573-010037	DECAL, DANGER, WING	4
11	2-573-010198	DECAL, MEMBER FEMA	1
12	224589	DECAL, SIS 20 MILE/H	1
13	232185	DECAL, QR CODE 9600 SERIES	1
14	528933	REFLECTOR - RED (SEE PAGE 7-3)	4
15	528934	REFLECTOR - YELLOW (SEE PAGE 7-3)	6
16	528938	STRIPE, ORANGE (SEE PAGE 7-3)	4
17	70260977	SMV EMBLEM	1
18	8-573-010084	DECAL WARNING BEFORE OPERATG	1
19	215341	DECAL, GREASE WALKER (SEE 1-5 OR 3-19)	6

Attachments

4 Row Coil Tine Harrow Layout

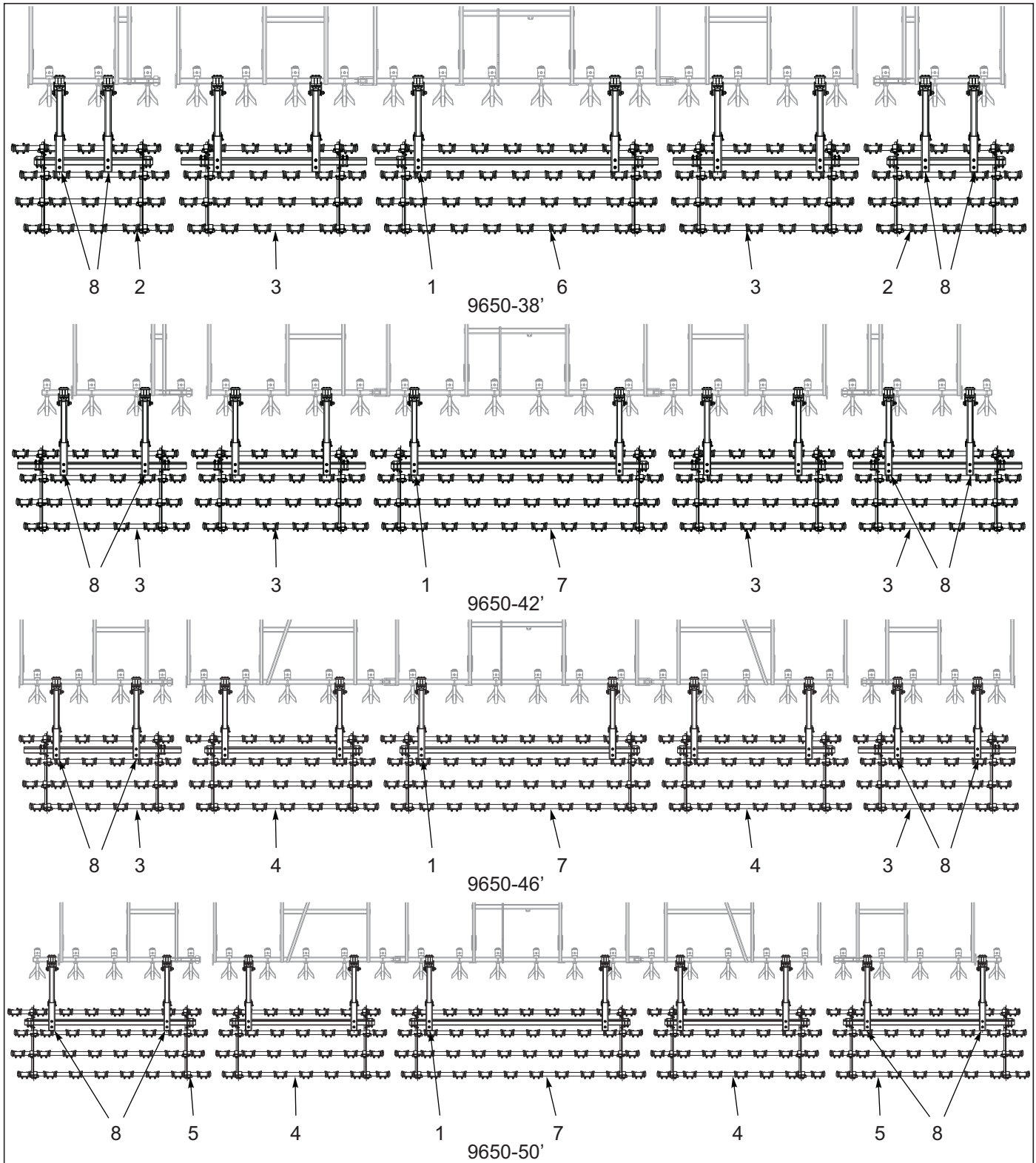


Figure 9-1: 4 Row Coil Tine Layout

4 Row Coil Tine Harrow Layout

ITEM	PART NUMBER	DESCRIPTION	QTY.			
--	229684	4 ROW CT HARROW 9650-38	*			
--	229685	4 ROW CT HARROW 9650-42		*		
--	229686	4 ROW CT HARROW 9650-46			*	
--	229687	4 ROW CT HARROW 9650-50				*
1	229061	HARROW ARM ASSY, COIL TINE (SEE PAGE 9-3)				6
2	229072	HARROW ASSY, 5 TINE 8 IN (SEE PAGE 9-7)	2	--	--	--
3	229073	HARROW ASSY, 6 TINE 8 IN (SEE PAGE 9-7)	2	4	2	--
4	229074	HARROW ASSY, 7 TINE 8 IN (SEE PAGE 9-7)	--	--	2	2
5	229075	HARROW ASSY, 8 TINE 8 IN (SEE PAGE 9-7)	--	--	--	2
6	229076	HARROW ASSY, 9 TINE 8 IN (SEE PAGE 9-7)	1	--	--	--
7	229077	HARROW ASSY, 10 TINE 8 IN (SEE PAGE 9-7)	--	1	1	1
8	229722	HARROW ARM ASSY, TINE W/STOP (SEE PAGE 9-5)	4	4	4	4

Coil Tine Harrow Assembly

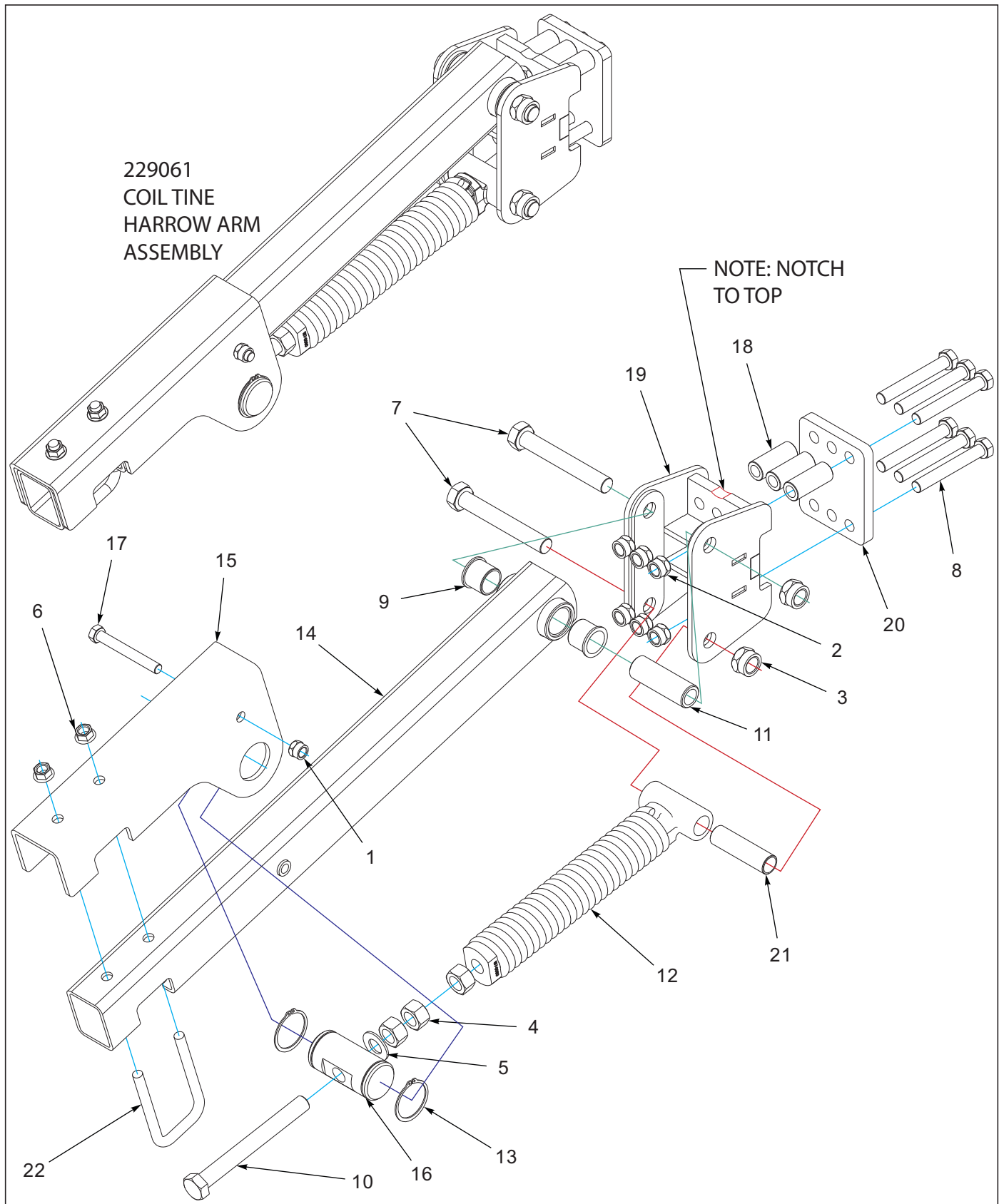


Figure 9-2: Coil Tine Harrow Assembly

Coil Tine Harrow Assembly

ITEM	PART NUMBER	DESCRIPTION	QTY.
--	229061	HARROW ARM ASSY, COIL TINE	
1	1-512-010005-13	NUT,HEX SLFLKG GRB 5/8-11	1
2	1-512-010005-15	NUT,HEX,SLFLKG GRB 3/4-10	6
3	1-512-010005-19	NUT 1-8 HEX SLF-LOCKING GRB	2
4	1-512-010007-14	NUT, HEX 1-8 GR2 ZP	3
5	1-861-010032-24	WASHER FL 1IN NARROW ZP	1
6	100827	NUT,FLG HD,SERRATED,5/8-11	2
7	100830	SCREW,HEX CAP,1-8X7,GR5	2
8	139201	SCREW,HX CP 3/4-10UNCX5.50GR8	6
9	140599	BEARING, FLANGE 1-1/2"	2
10	152210	BOLT, ADJ, 1 X 9	1
11	155002	BUSHING PIVOT 1-1/2	1
12	155963	SPRING ASSY, HVY - 17"	1
13	158896	SNAP RING, 2-1/2 SHAFT	2
14	164331	ARM, TINE HARROW	1
15	164335	MOUNT, HARROW ARM SPRING	1
16	164336	PIN, ADJUSTMENT W/SNAP RING	1
17	172830	SCREW HX CP 5/8-11X5 GR8	1
18	211056	BUSHING, CLAMP 3" L	3
19	229062	MOUNT, TINE HARROW	1
20	229063	MOUNTING PLATE, HARROW	1
21	229068	BUSHING, PIVOT - 1-1/4	1
22	8-102-010043	U-BOLT, SPING CLAMP	1

Coil Tine Harrow Assembly W/Stop

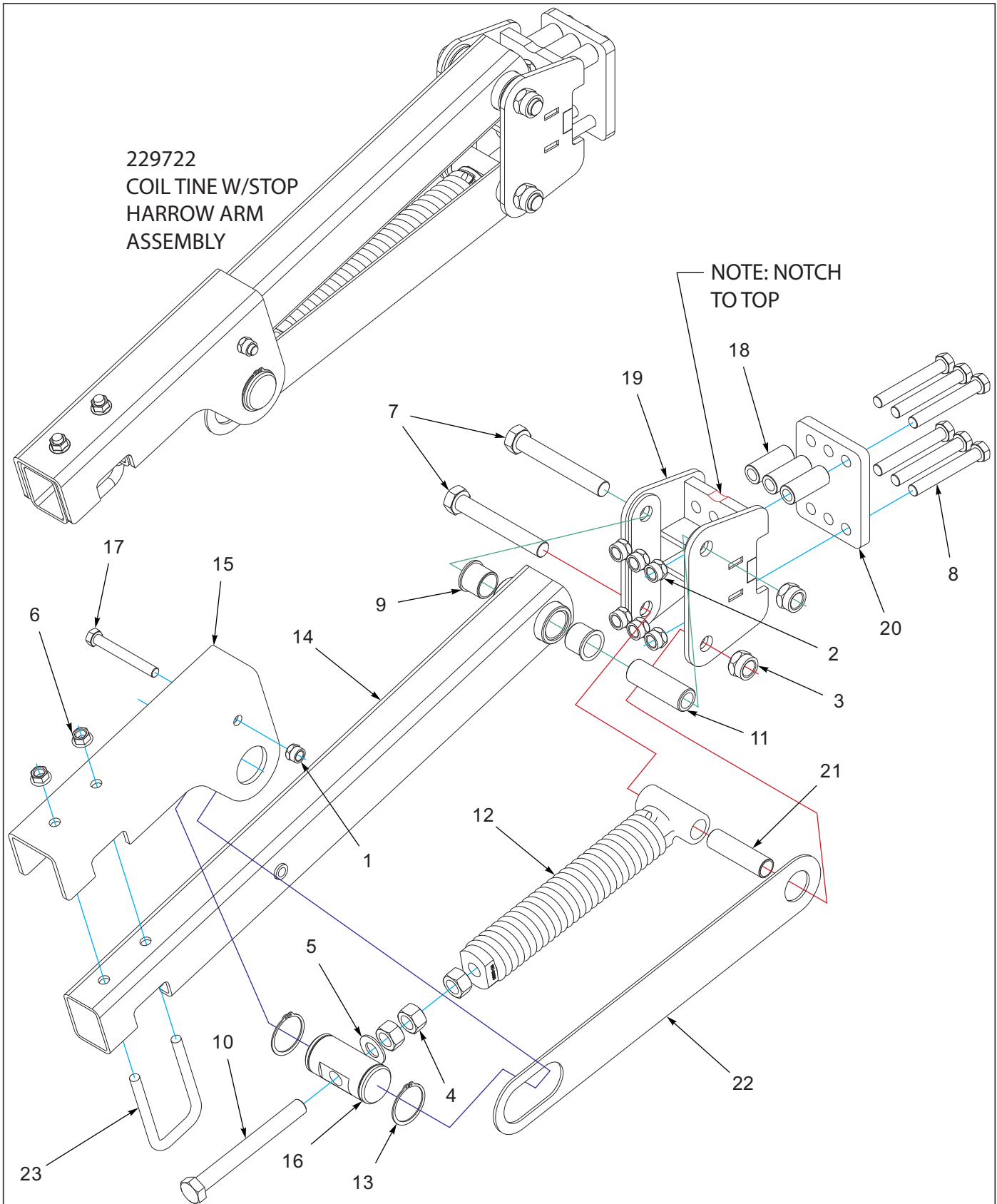


Figure 9-3: Coil Tine Harrow Assembly W/Stop

Coil Tine Harrow Assembly W/Stop

ITEM	PART NUMBER	DESCRIPTION	QTY.
--	229722	HARROW ARM ASSY, TINE W/STOP	
1	1-512-010005-13	NUT,HEX SLFLKG GRB 5/8-11	1
2	1-512-010005-15	NUT,HEX,SLFLKG GRB 3/4-10	6
3	1-512-010005-19	NUT 1-8 HEX SLF-LOCKING GRB	2
4	1-512-010007-14	NUT, HEX 1-8 GR2 ZP	3
5	1-861-010032-24	WASHER FL 1IN NARROW ZP	1
6	100827	NUT,FLG HD,SERRATED,5/8-11	2
7	100830	SCREW,HEX CAP,1-8X7,GR5	2
8	139201	SCREW,HX CP 3/4-10UNCX5.50GR8	6
9	140599	BEARING, FLANGE 1-1/2"	2
10	152210	BOLT, ADJ, 1 X 9	1
11	155002	BUSHING PIVOT 1-1/2	1
12	155963	SPRING ASSY, HVY - 17"	1
13	158896	SNAP RING, 2-1/2 SHAFT	2
14	164331	ARM, TINE HARROW	1
15	164335	MOUNT, HARROW ARM SPRING	1
16	164336	PIN, ADJUSTMENT W/SNAP RING	1
17	172830	SCREW HX CP 5/8-11X5 GR8	1
18	211056	BUSHING, CLAMP 3" L	3
19	229062	MOUNT, TINE HARROW	1
20	229063	MOUNTING PLATE, HARROW	1
21	229068	BUSHING, PIVOT - 1-1/4	1
22	229723	STOP, 4 ROW TINE ARM	1
23	8-102-010043	U-BOLT, SPING CLAMP	1

4 Row Coil Tine Harrow Assembly

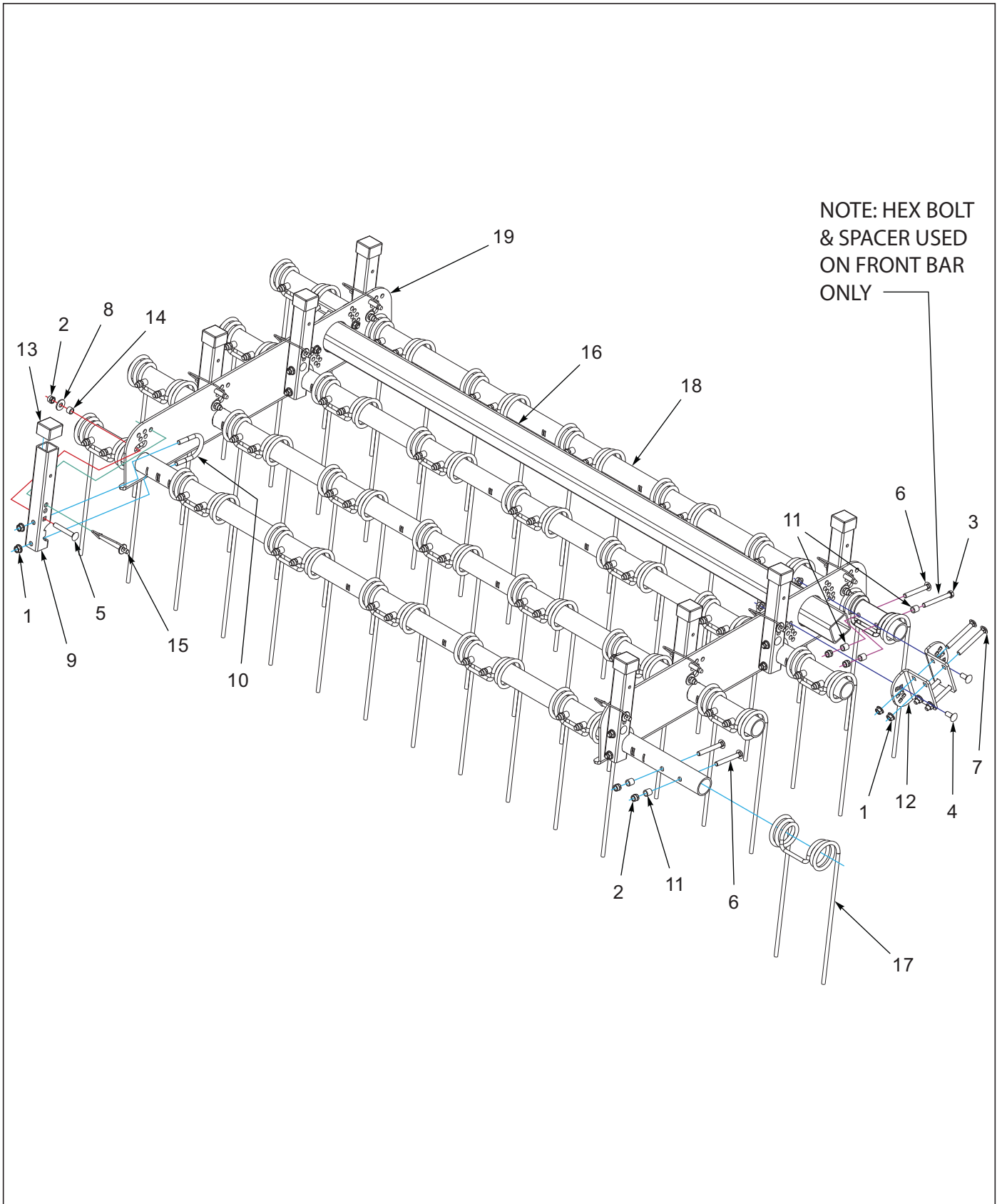


Figure 9-4: 4 Row Coil Tine Harrow Assembly

4 Row Coil Tine Harrow Assembly

ITEM	PART NUMBER	DESCRIPTION	QTY.						
--	229072	HARROW ASSY, 5 TINE 8 IN	*						
--	229073	HARROW ASSY, 6 TINE 8 IN		*					
--	229074	HARROW ASSY, 7 TINE 8 IN			*				
--	229075	HARROW ASSY, 8 TINE 8 IN				*			
--	229076	HARROW ASSY, 9 TINE 8 IN					*		
--	229077	HARROW ASSY, 10 TINE 8 IN						*	
1	1-510-010003-09	NUT,1/2-13 FLANGE HD,SERRATED	28	28	28	28	28	28	28
2	1-512-010005-09	NUT,HEX,SLFLKG, 1/2-13 GRB	48	58	64	72	80	88	
3	1-654-010055-14	SCREW,HX CP,1/2-13UNCX4-1/2G5	5	6	7	8	9	10	
4	1-654-010070-02	SCREW 1/2-13X1-1/4 RD HD SQNK	4	4	4	4	4	4	
5	1-654-010070-11	SCREW,RDHD,SQNK 1/2-13X3-1/2	8	8	8	8	8	8	
6	1-654-010070-13	SCREW,RH HD, SQ NCK 1/2-13X4	35	42	49	56	63	70	
7	1-654-010070-14	SCREW 1/2-13X4-1/2RDHD SQNK	8	8	8	8	8	8	
8	1-861-010032-15	WASHER, FLAT 1/2 W ZP/CD	8	8	8	8	8	8	
9	154994	TUBE ANGLE ADJUST	8	8	8	8	8	8	
10	154995	U-BOLT, 1/2	8	8	8	8	8	8	
11	154997	TUBE 0.75ODX0.532IDX0.75 ZP	45	54	63	72	81	90	
12	154998	PLATE ANGLE ADJUSTMENT	4	4	4	4	4	4	
13	155927	CAP, TUBE 1.95X1.5 BLACK	8	8	8	8	8	8	
14	155956	BUSHING ANGLE ADJUSTMENT	8	8	8	8	8	8	
15	155971	PIN, HARROW ADJ	8	8	8	8	8	8	
16	156777	TUBE RIDE BAR 57.875"	1	--	--	--	--	--	
16	156778	TUBE RIDE BAR 90.5"	--	1	1	--	--	--	
16	155005	TUBE SQ 3 X 3/16X107	--	--	--	1	--	--	
16	156779	TUBE RIDE BAR 138"	--	--	--	--	1	1	
17	164315	TINE, HARROW 7/16 X 18	20	24	28	32	36	40	
18	164318	GANG BAR 5 TINE 8IN 73"	4	--	--	--	--	--	
18	164319	GANG BAR 6 TINE 8 IN 89"	--	4	--	--	--	--	
18	164320	GANG BAR 7 TINE 8IN 105"	--	--	4	--	--	--	
18	164321	GANG BAR 8 TINE 8 IN 121"	--	--	--	4	--	--	
18	164322	GANG BAR 9 TINE 8IN 137"	--	--	--	--	4	--	
18	164323	GANG BAR 10 TINE 8IN 153"	--	--	--	--	--	4	
19	227628	PLATE, GANG BAR 4 ROW	2	2	2	2	2	2	

3 Row Tine and Reel Harrow Layout

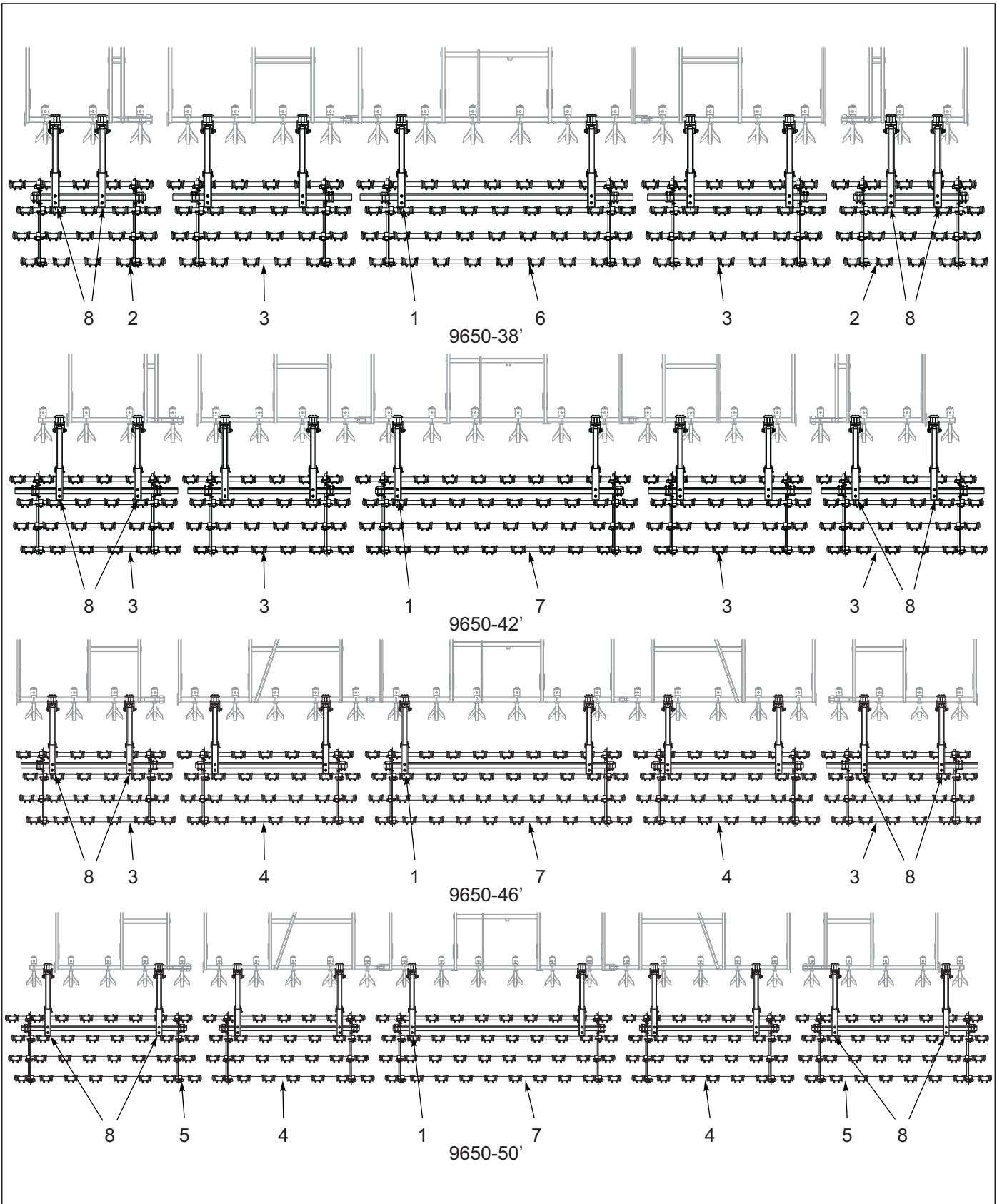


Figure 9-5: 3 Row Tine and Reel Harrow Layout

3 Row Tine and Reel Harrow Layout

ITEM	PART NUMBER	DESCRIPTION	QTY.			
--	229706	3 ROW TINE & REEL 9650-38	*			
--	229707	3 ROW TINE & REEL 9650-42		*		
--	229708	3 ROW TINE & REEL 9650-46			*	
--	229709	3 ROW TINE & REEL 9650-50				*
1	200253	REEL ASSY 12 DIA X 60" (SEE PAGE 9-25)	2	--	--	--
2	200254	REEL ASSY 12 DIA X 75" (SEE PAGE 9-25)	2	3	2	1
3	200255	REEL ASSY 12 DIA X 90" (SEE PAGE 9-25)	2	3	2	1
4	200256	REEL ASSY 12 DIA X 105" (SEE PAGE 9-25)	--	--	2	4
5	227670	ARM ASSY, TINE & REEL (SEE PAGE 9-13)	12	12	12	12
6	229710	HARROW ASSY, 4 TINE 3 ROW (SEE PAGE 9-15)	2	--	--	--
7	229711	HARROW ASSY, 5 TINE 3 ROW (SEE PAGE 9-15)	1	3	--	1
8	229712	HARROW ASSY, 6 TINE 3 ROW (SEE PAGE 9-15)	3	3	2	1
9	229713	HARROW ASSY, 7 TINE 3 ROW (SEE PAGE 9-15)	--	--	2	4
10	229716	HARROW ASSY, 10 TINE 3 ROW (SEE PAGE 9-15)	--	--	1	--

3 RCT and Flat Reel Layout

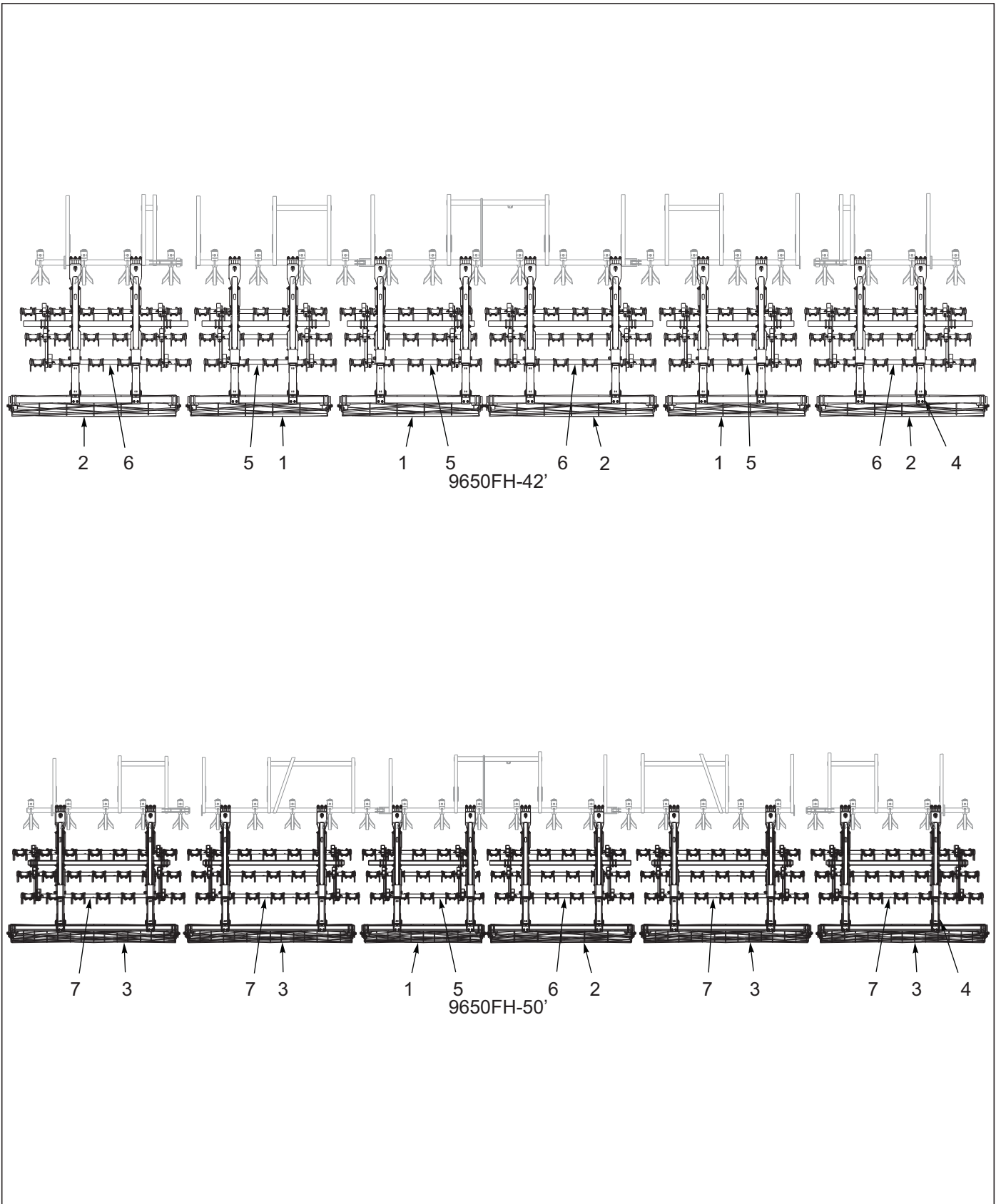


Figure 9-6: 3 RCT and Flat Reel Layout

3 RCT and Flat Reel Layout

ITEM	PART NUMBER	DESCRIPTION	QTY.	
--	232400	3 RCT & FLAT REEL 9650-42	*	
--	232429	3 RCT & FLAT REEL 9650-50	*	
1	203185	REEL ASSY 12 DIA X 75" (SEE PAGE 9-29)	3	1
2	203186	REEL ASSY 12 DIA X 90" (SEE PAGE 9-29)	3	1
3	203187	REEL ASSY 12 DIA X 105" (SEE PAGE 9-29)	--	4
4	227670	ARM ASSY, TINE & REEL(SEE PAGE 9-13)	12	12
5	229711	HARROW ASSY, 5 TINE 3 ROW (SEE PAGE 9-15)	3	1
6	229712	HARROW ASSY, 6 TINE 3 ROW (SEE PAGE 9-15)	3	1
7	229713	HARROW ASSY, 7 TINE 3 ROW (SEE PAGE 9-15)	--	4

Tine and Reel Arm Assembly

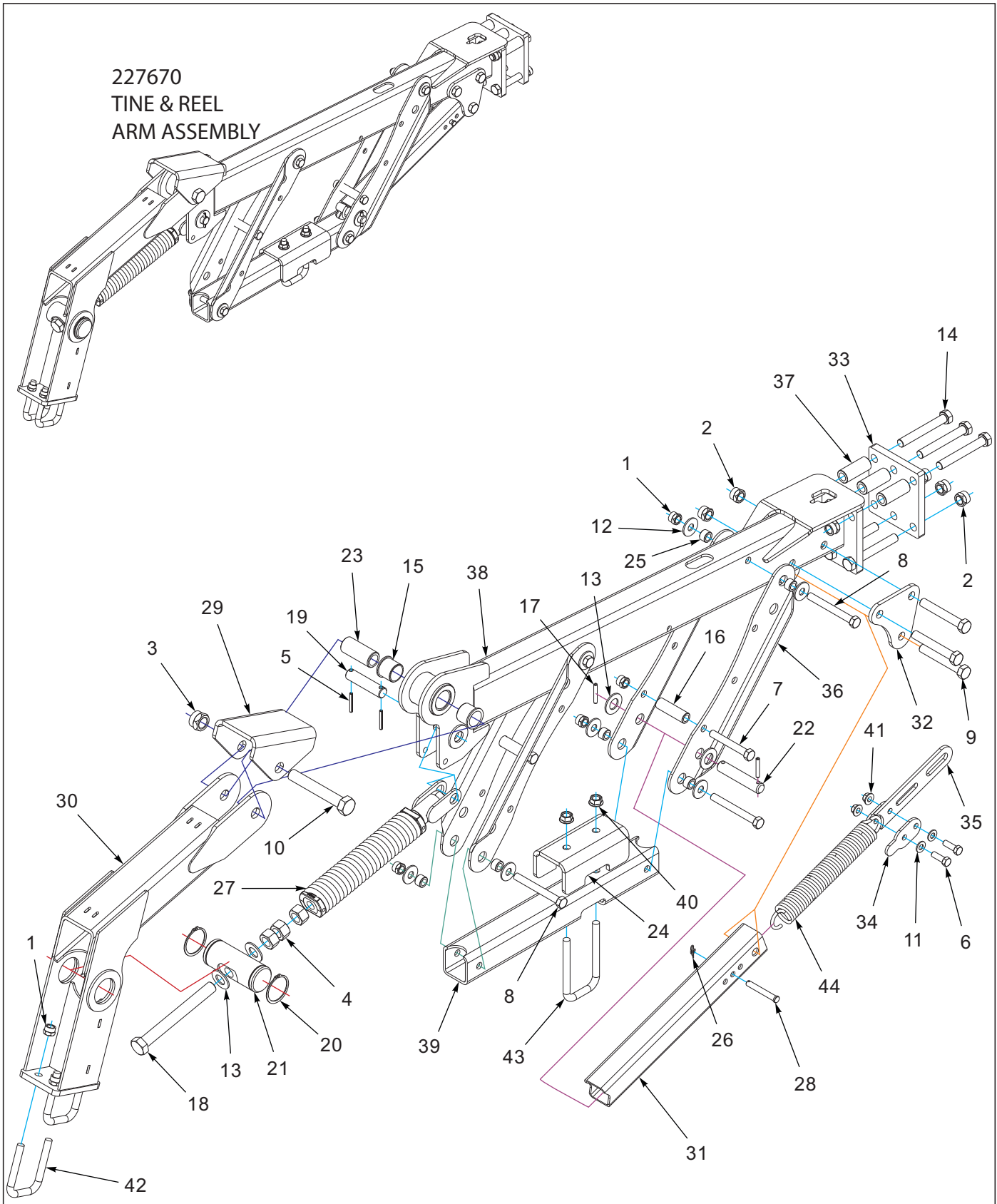


Figure 9-7: Tine and Reel Arm Assembly

Tine and Reel Arm Assembly

ITEM	PART NUMBER	DESCRIPTION	QTY.
--	227670	ARM ASSY, TINE & REEL	
1	1-512-010005-13	NUT,HEX SLFLKG GRB 5/8-11	10
2	1-512-010005-15	NUT,HEX,SLFLKG GRB 3/4-10	9
3	1-512-010005-19	NUT 1-8 HEX SLF-LOCKING GRB	1
4	1-512-010007-14	NUT, HEX 1-8 GR2 ZP	3
5	1-647-010004221	PIN,SPRING 1/4X2 SLOTTED	2
6	1-654-010055-03	SCREW,HEX CAP,1/2-13UNCX1-1/2	2
7	1-654-010059-14	SCREW HX CP,5/8-11UNCX4-1/2G5	2
8	1-654-010059-16	SCREW,HEX CAP,5/8-11UNCX5.50	4
9	1-654-010061-15	SCREW,HX CP 3/4-10UNCX5 GR5	3
10	1-654-010125-18	SCREW HEX CAP,1-8UNCX6-1/2GR8	1
11	1-861-010032-14	WASHER, FLAT 1/2" N ZP/CD	2
12	1-861-010032-19	WASHER, FLAT 5/8 W ZP/CD	8
13	1-861-010032-24	WASHER FL 1IN NARROW ZP	4
14	139201	SCREW,HX CP 3/4-10UNCX5.50GR8	6
15	140599	BEARING, FLANGE 1-1/2"	2
16	144325	BUSHING,PRESS WHEEL	2
17	147072	PIN, SPRING SLOTTED 5/16 X 2	2
18	152210	BOLT, ADJ, 1 X 9	1
19	156785	PIN 1 X 4-1/4	1
20	158896	SNAP RING, 2-1/2 SHAFT	2
21	158897	PIN, ADJUSTMENT	1
22	164293	PIN, 1 X 5-1/8	1
23	168739	BUSHING PIVOT 1-1/2 X 3-7/16	1
24	168753	CONNECTOR, HARROW LINK	1
25	168762	BUSHING, 1 X .640 X 5/8	8
26	172673	WRAP AROUND LOCKING COTTER	1
27	172677	SPRING ASSY, W/ANCHOR	1
28	176625	PIN, CLEVIS 1/2 X 3-1/2	1
29	191459	STOP, HARROW ARM	1
30	199359	ARM WLDMT REEL	1
31	199376	TUBE, HARROW SPRING	1
32	199390	BRACKET, SPRING HOOK	2
33	208187	MOUNTING PLATE, HARROW 6-BOLT	1
34	209797	CLAMP, SPRING	2
35	209798	STOP, HARROW SPRING	1
36	209799	MOUNT, HARROW BAR	2
37	211056	BUSHING, CLAMP 3" L	3
38	227666	ARM, HARROW 6-BOLT WLDMT	1
39	227671	MOUNT, TINE BAR	1
40	29SFFL 5811	NUT,FLANGE HEAD LOCK5/8-11UNC	2
41	4K552	SELF-LOCKING FLANGE NUT 1/2-13	2
42	8-102-010012	U BOLT	2
43	8-102-010043	U-BOLT, SPING CLAMP	1
44	8-720-010011	HARROW SPRING	1

3 Row Coil Tine Harrow Assembly

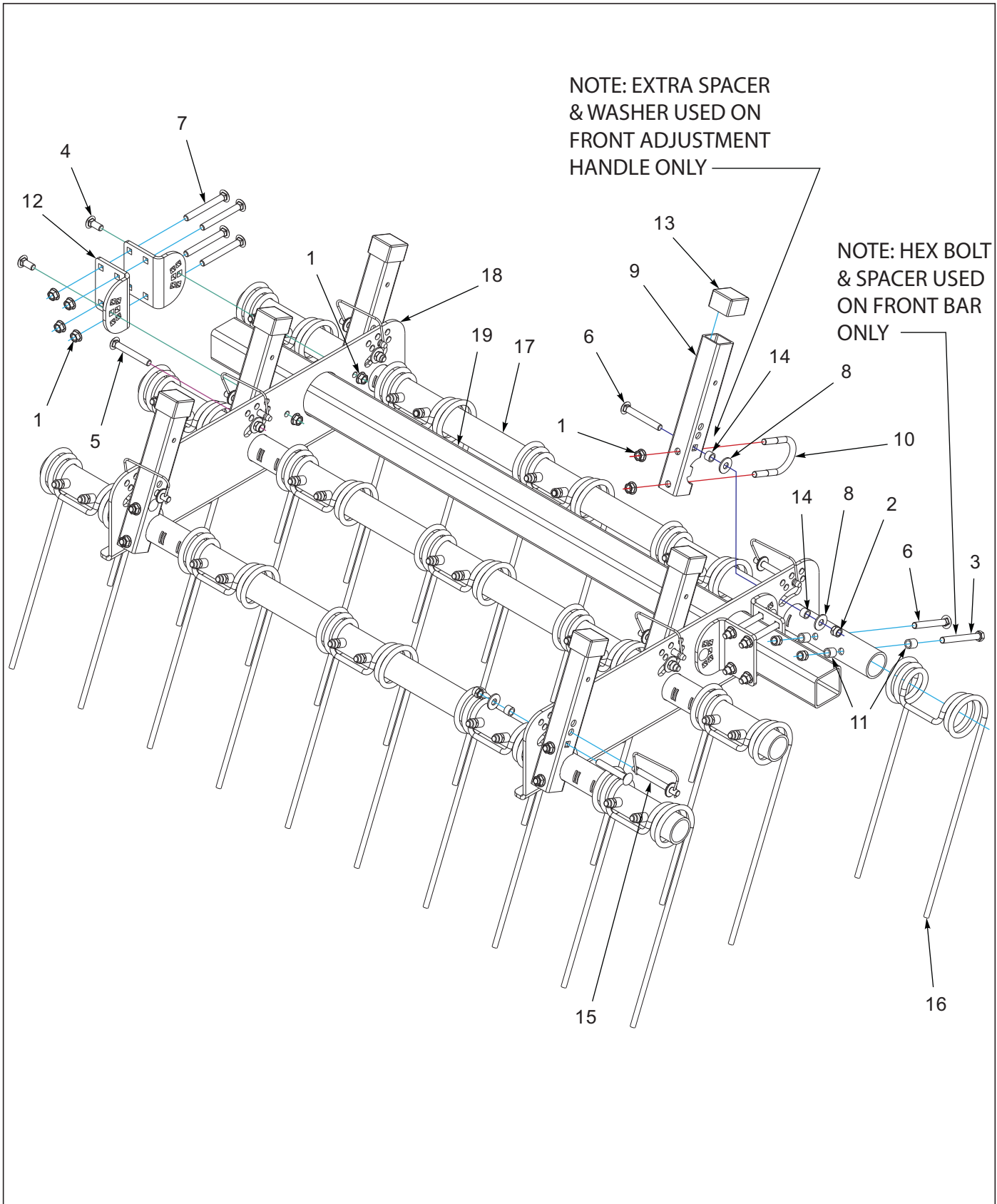


Figure 9-8: 3 Row Coil Tine Harrow Assembly

3 Row Coil Tine Harrow Assembly

ITEM	PART NUMBER	DESCRIPTION	QTY.					
--	229710	HARROW ASSY, 4 TINE 3 ROW	*					
--	229711	HARROW ASSY, 5 TINE 3 ROW		*				
--	229712	HARROW ASSY, 6 TINE 3 ROW			*			
--	229713	HARROW ASSY, 7 TINE 3 ROW				*		
--	229716	HARROW ASSY, 10 TINE 3 ROW					*	
1	1-510-010003-09	NUT,1/2-13 FLANGE HD,SERRATED	24	24	24	24	24	
2	1-512-010005-09	NUT,HEX,SLFLKG, 1/2-13 GRB	30	36	42	48	66	
3	1-654-010055-14	SCREW,HX CP,1/2-13UNCX4-1/2G5	4	6	6	6	10	
4	1-654-010070-02	SCREW 1/2-13X1-1/4 RD HD SQNK	4	4	4	4	4	
5	1-654-010070-11	SCREW,RDHD,SQNK 1/2-13X3-1/2	4	4	4	4	4	
6	1-654-010070-13	SCREW,RH HD, SQ NCK 1/2-13X4	22	27	32	37	52	
7	1-654-010070-14	SCREW 1/2-13X4-1/2RDHD SQNK	8	8	8	8	8	
8	1-861-010032-15	WASHER, FLAT 1/2 W ZP/CD	8	8	8	8	8	
9	154994	TUBE ANGLE ADJUST	6	6	6	6	6	
10	154995	U-BOLT, 1/2	6	6	6	6	6	
11	154997	TUBE 0.75ODX0.532IDX0.75 ZP	28	35	42	49	70	
12	154998	PLATE ANGLE ADJUSTMENT	4	4	4	4	4	
13	155927	CAP, TUBE 1.95X1.5 BLACK	6	6	6	6	6	
14	155956	BUSHING ANGLE ADJUSTMENT	8	8	8	8	8	
15	155971	PIN, HARROW ADJ	6	6	6	6	6	
16	164315	TINE, HARROW 7/16 X 18	12	15	18	21	30	
17	164317	GANG BAR 4 TINE 8IN 57"	3	--	--	--	--	
17	164318	GANG BAR 5 TINE 8IN 73"	--	3	--	--	--	
17	164319	GANG BAR 6 TINE 8 IN 89"	--	--	3	--	--	
17	164320	GANG BAR 7 TINE 8IN 105"	--	--	--	3	--	
17	164323	GANG BAR 10 TINE 8IN 153"	--	--	--	--	3	
18	166336	PLATE, GANG BAR 3 ROW	2	2	2	2	2	
19	170870	TUBE, SQ 3 X 3/16 X 70	--	1	--	--	--	
19	156777	TUBE RIDE BAR 57.875"	1	--	--	--	--	
19	156778	TUBE RIDE BAR 90.5"	--	--	1	1	--	
19	156779	TUBE RIDE BAR 138"	--	--	--	--	1	

5 Row Spike Harrow Layout

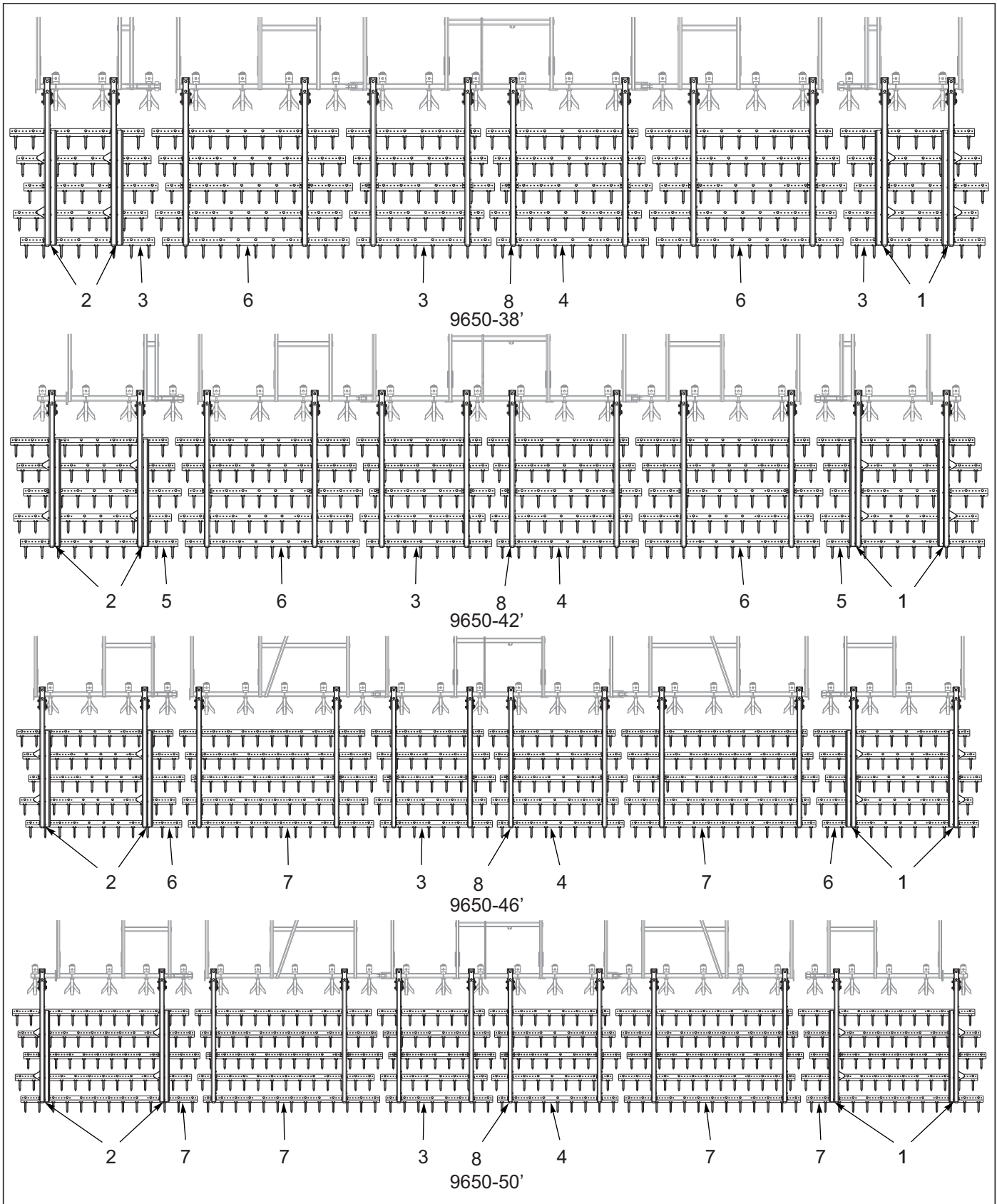


Figure 9-9: 5 Row Spike Harrow Layout

5 Row Spike Harrow Layout

ITEM	PART NUMBER	DESCRIPTION	QTY.			
--	187533	5ROW SPIKE HARROW 9650-38 ASSY	*			
--	187534	5ROW SPIKE HARROW 9650-42 ASSY		*		
--	187535	5ROW SPIKE HARROW 9650-46 ASSY			*	
--	187536	5ROW SPIKE HARROW 9650-50 ASSY				*
1	186162	ARM ASSY, SPIKE RT W/TRAY 5R (SEE PAGE 9-21)	2	2	2	2
2	186163	ARM ASSY, SPIKE LT W/TRAY 5R (SEE PAGE 9-21)	2	2	2	2
3	186187	SPIKE BAR ASSY, 8 TOOTH 9SP (SEE PAGE 9-31)	15	5	5	5
4	186188	SPIKE BAR ASSY, 9 TOOTH 9SP (SEE PAGE 9-31)	5	5	5	5
5	186189	SPIKE BAR ASSY, 10 TOOTH 9SP (SEE PAGE 9-31)	--	10	--	--
6	186190	SPIKE BAR ASSY, 11 TOOTH 9SP (SEE PAGE 9-31)	10	10	10	--
7	186192	SPIKE BAR ASSY, 13 TOOTH 9SP (SEE PAGE 9-31)	--	--	10	20
8	186195	ARM ASSY, SPIKE HARROW 5R (SEE PAGE 9-19)	8	8	8	8

Arm Assembly 5 Row Spike Harrow

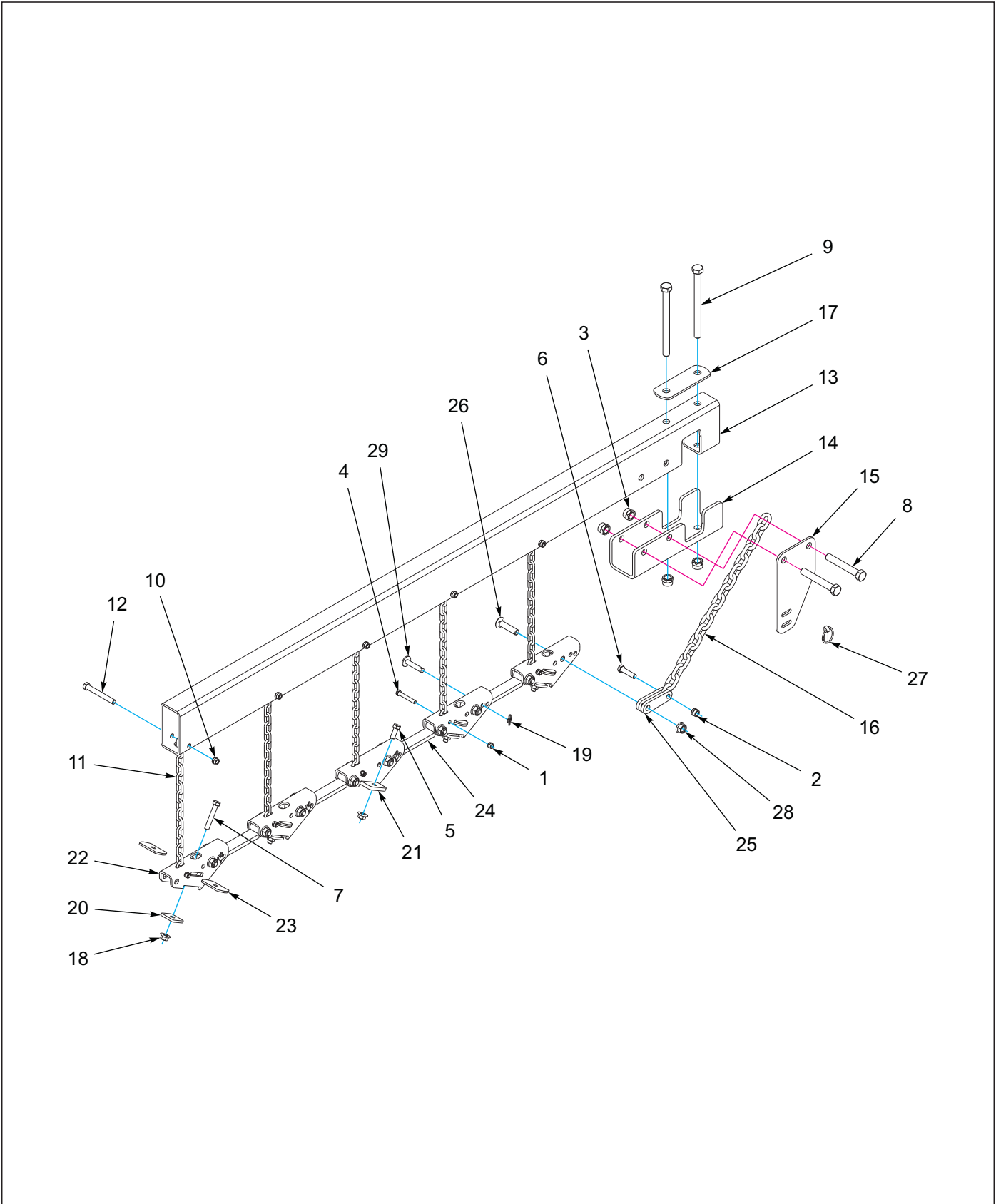


Figure 9-10: Arm Assembly 5 Row Spike Harrow

Arm Assembly 5 Row Spike Harrow

ITEM	PART NUMBER	DESCRIPTION	QTY.
--	186195	ARM ASSEMBLY, SPIKE HARROW 5 ROW	
1	1-512-010005-05	NUT, HEX, SLFLKG, 3/8-16 GRB	5
2	1-512-010005-09	NUT, HEX, SLFLKG, 1/2-13 GRB	1
3	1-512-010005-15	NUT, HEX, SLFLKG, 3/4-10 GRB	4
4	1-654-010051-11	SCREW, HEX CP, 3/8-16 X 2-1/2 G5ZP	5
5	1-654-010055-02	SCREW, 1/2-13 UNC X 1-1/4, CP GR5	2
6	1-654-010055-05	SCREW, HEX CAP, 1/2-13, UNC X 2 GR5	1
7	1-654-010055-09	SCREW, HEX CAP, 1/2-13, UNC X 3 GR5	4
8	1-654-010061-15	SCREW, HEX CAP, 3/4-10, UNC X 5 GR5	2
9	1-654-010061-23	SCREW, HEX, 3/4-10, UNC X 9 GR5	2
10	101988	NUT,HEX, SLF-LKG, 7/16-14 GRB	5
11	133937	CHAIN, LIFTING HARROW, WP	5
12	141808	SCREW, HEX CAP, 7/16-14 UNC X 3-1/2 G5	5
13	166175	ARM SPIKE HARROW, 5 ROW	1
14	166176	CLAMP, SPIKE HARROW ARM	1
15	166177	BRACKET, PULL CHAIN	1
16	166242	CHAIN, PULL, 3/8	1
17	168897	CLAMP PLATE, HARROW ARM	1
18	172509	NUT,1/2-13 WIDE FLNG TOP LCK F	6
19	172673	WRAP AROUND LOCKING COTTER	4
20	186193	CLAMP PLATE, SPIKE BAR	4
21	186200	MOUNT, HARROW BAR W/TABS	1
22	186204	MOUNT, HARROW BAR	4
23	186205	PLATE, BAR CLAMP	8
24	185697	LINK, HARROW BAR	4
25	186210	CONNECTOR, PULL CHAIN	2
26	187517	SCREW, RDHD SHT SQNK, 5/8-11 X 2.75	9
27	2-557-010009	PIN, LYNCH	1
28	29SFFL 5811	NUT,FLANGE HEAD LOCK5/8-11UNC	9
29	8C520	CLEVIS PIN	4

Arm Assembly 5 Row Spike Harrow W/Tray

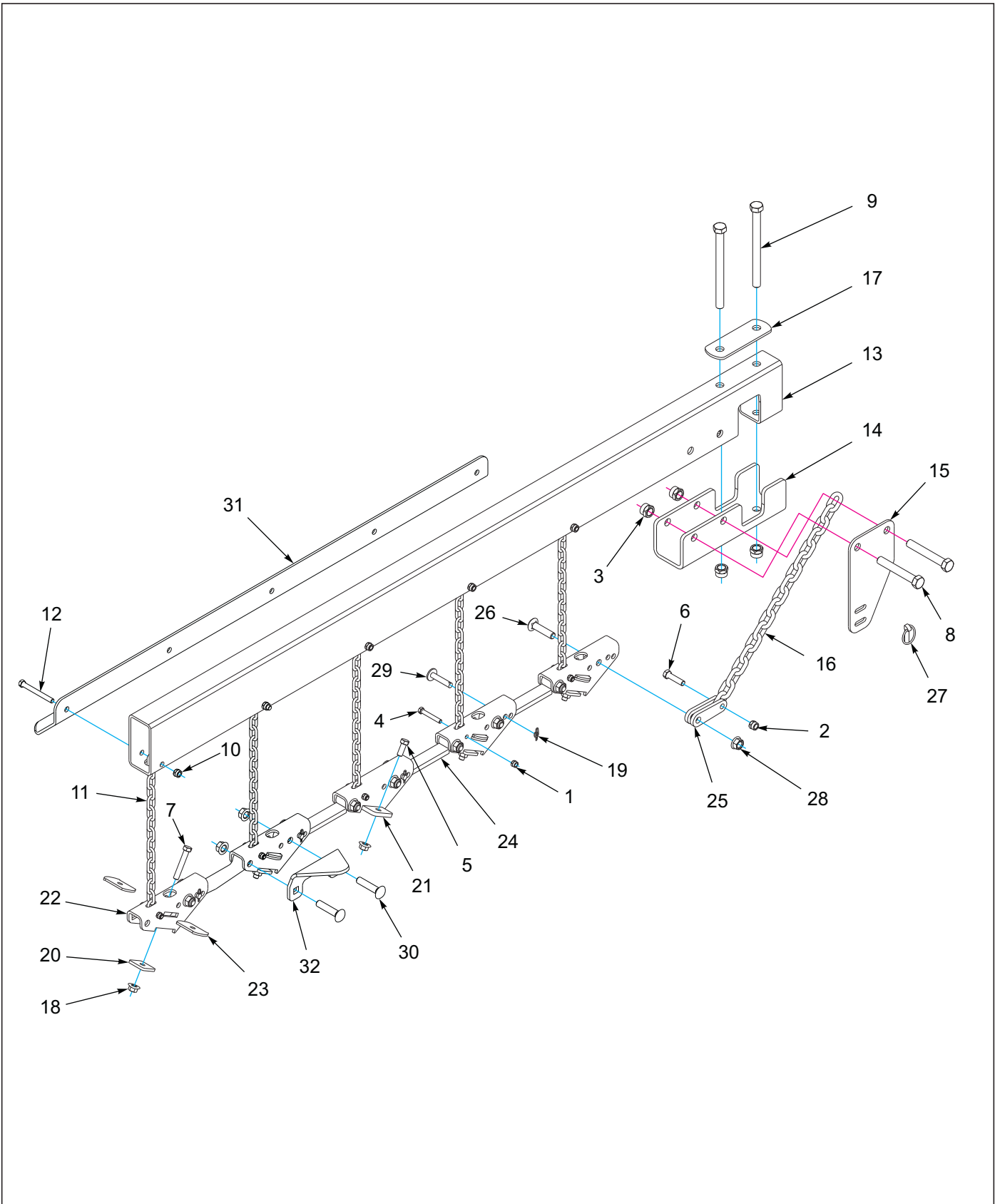


Figure 9-11: Arm Assembly 5 Row Spike Harrow W/Tray

Arm Assembly 5 Row Spike Harrow W/Tray

ITEM	PART NUMBER	DESCRIPTION	QTY.
--	186162	ARM ASSY, SPIKE RT W/TRAY 5R (SHOWN)	
--	186163	ARM ASSY, SPIKE LT W/TRAY 5R (NOT SHOWN)	
1	1-512-010005-05	NUT, HEX, SLFLKG, 3/8-16 GRB	5
2	1-512-010005-09	NUT, HEX, SLFLKG, 1/2-13 GRB	1
3	1-512-010005-15	NUT, HEX, SLFLKG, 3/4-10 GRB	4
4	1-654-010051-11	SCREW, HEX CP, 3/8-16 X 2-1/2 G5ZP	5
5	1-654-010055-02	SCREW, 1/2-13 UNC X 1-1/4, CP GR5	2
6	1-654-010055-05	SCREW, HEX CAP, 1/2-13 UNC X 2 GR5	1
7	1-654-010055-09	SCREW, HEX CAP, 1/2-13, UNC X 3 GR5	4
8	1-654-010061-15	SCREW, HEX CAP, 3/4-10, UNC X 5 GR5	2
9	1-654-010061-23	SCREW, HEX, 3/4-10, UNC X 9 GR5	2
10	101988	NUT,HEX, SLF-LKG, 7/16-14 GRB	5
11	133937	CHAIN, LIFTING HARROW, WP	5
12	141809	SCREW HX CP7/16-14UNC X 4 GR5	5
13	166175	ARM SPIKE HARROW, 5 ROW	1
14	166176	CLAMP, SPIKE HARROW ARM	1
15	166177	BRACKET, PULL CHAIN	1
16	166242	CHAIN, PULL, 3/8	1
17	168897	CLAMP PLATE, HARROW ARM	1
18	172509	NUT,1/2-13 WIDE FLNG TOP LCK F	6
19	172673	WRAP AROUND LOCKING COTTER	4
20	186193	CLAMP PLATE, SPIKE BAR	4
21	186200	MOUNT, HARROW BAR W/TABS	1
22	186204	MOUNT, HARROW BAR	4
23	186205	PLATE, BAR CLAMP	8
24	185697	LINK, HARROW BAR	4
25	186210	CONNECTOR, PULL CHAIN	2
26	187517	SCREW, RDHD SHT SQNK, 5/8-11 X 2.75	9
27	2-557-010009	PIN, LYNCH	1
28	29SFFL 5811	NUT,FLANGE HEAD LOCK5/8-11UNC	9
29	8C520	CLEVIS PIN	4
30	164861	SCREW, RDH SQ NK, 5/8-11 X 3	4
31	166237	TRAY, CATCH 5 ROW	1
32	186196	HOOK, CATCH TRAY	2

3 Row Spike and Reel Layout




Figure 9-12: 3 Row Spike and Reel Layout

3 Row Spike and Reel Layout

ITEM	PART NUMBER	DESCRIPTION	QTY.			
--	229695	3 ROW SPIKE & REEL 9650-38	*			
--	229696	3 ROW SPIKE & REEL 9650-42		*		
--	229697	3 ROW SPIKE & REEL 9650-46			*	
--	229698	3 ROW SPIKE & REEL 9650-50				*
1	186186	SPIKE BAR ASSY, 7 TOOTH 9SP (SEE PAGE 9-31)	6	--	--	--
2	186188	SPIKE BAR ASSY, 9 TOOTH 9SP (SEE PAGE 9-31)	6	3	6	3
3	186189	SPIKE BAR ASSY, 10 TOOTH 9SP (SEE PAGE 9-31)	--	15	6	3
4	186190	SPIKE BAR ASSY, 11 TOOTH 9SP (SEE PAGE 9-31)	6	--	--	--
5	186191	SPIKE BAR ASSY, 12 TOOTH 9SP (SEE PAGE 9-31)	--	--	--	6
6	186192	SPIKE BAR ASSY, 13 TOOTH 9SP (SEE PAGE 9-31)	--	--	6	6
7	200253	REEL ASSY 12 DIA X 60" (SEE PAGE 9-25)	2	--	--	--
8	200254	REEL ASSY 12 DIA X 75" (SEE PAGE 9-25)	2	3	2	1
9	200255	REEL ASSY 12 DIA X 90" (SEE PAGE 9-25)	2	3	2	1
10	200256	REEL ASSY 12 DIA X 105" (SEE PAGE 9-25)	--	--	2	4
11	229718	ARM ASSY 3 RSD (SEE PAGE 9-33)	8	8	8	8
12	229719	ARM ASSY 3 RSD W/O SPRING (SEE PAGE 9-35)	--	--	2	2
13	229720	ARM ASSY 3 RSD RT W/TRAY (SEE PAGE 9-37)	2	2	2	2
14	229721	ARM ASSY 3 RSD LT W/TRAY (SEE PAGE 9-37)	2	2	2	2

Reel Assembly

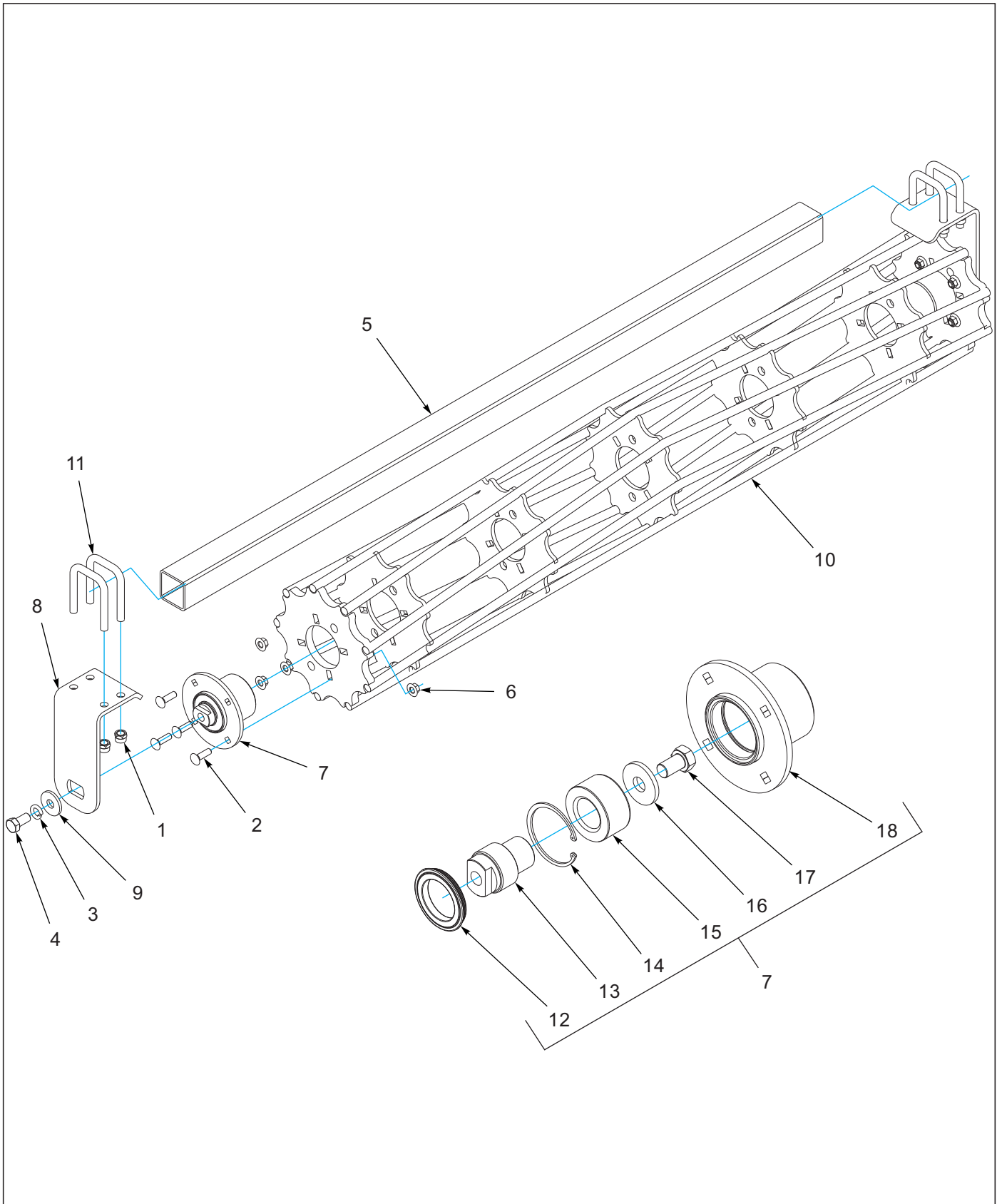


Figure 9-13: Reel Assembly

Reel Assembly

ITEM	PART NUMBER	DESCRIPTION	QTY.			
--	200253	REEL ASSY 12 DIA X 60"	*			
--	200254	REEL ASSY 12 DIA X 75"		*		
--	200255	REEL ASSY 12 DIA X 90"			*	
--	200256	REEL ASSY 12 DIA X 105"				*
1	1-512-010005-13	NUT,HEX SLFLKG GRB 5/8-11	8	8	8	8
2	1-654-010070-04	SCREW RDHD SQNK 1/2-13X1-3/4	8	8	8	8
3	1-861-010034-17	WASHER,LKG,HLCL SPR,3/4	2	2	2	2
4	108705	SCREW,HEXCAP,3/4-10X1-1/2 GR8	2	2	2	2
5	166340	GANG BAR REEL 62 L	1	--	--	--
5	166341	GANG BAR REEL 77 L	--	1	--	--
5	166342	GANG BAR REEL 92 L	--	--	1	--
5	166343	GANG BAR REEL 107 L	--	--	--	1
6	172509	NUT,1/2-13 WIDE FLNG TOP LCK F	8	8	8	8
7	200222	HUB ASSY REEL (INCLUDES ITEMS 12-18)	2	2	2	2
8	200238	BEARING MOUNT, REEL	2	2	2	2
9	200259	WASHER, 3/4 HEAVY - 2-1/4	2	2	2	2
10	225123	REEL WLDMT, 12 DIA X 60" RD	1	--	--	--
10	225124	REEL WLDMT, 12 DIA X 75" RD	--	1	--	--
10	225125	REEL WLDMT, 12 DIA X 90" RD	--	--	1	--
10	225126	REEL WLDMT, 12 DIA X 105" RD	--	--	--	1
11	8-102-010012	U BOLT	4	4	4	4
12	185757	SEAL, MAINT FREE HUB HSL	2	2	2	2
13	200218	SPINDLE REEL BEARING	2	2	2	2
14	174532	INTERNAL SNAP RING	2	2	2	2
15	174526	BEARING, DOUBLE TAPER RLLR	2	2	2	2
16	200259	WASHER, 3/4 HEAVY - 2-1/4	2	2	2	2
17	129263	SCREW HEX CAP 3/4-10 X 1-1/4	2	2	2	2
18	200221	HUB WLDMT REEL	2	2	2	2

3 RSD and Flat Reel Layout

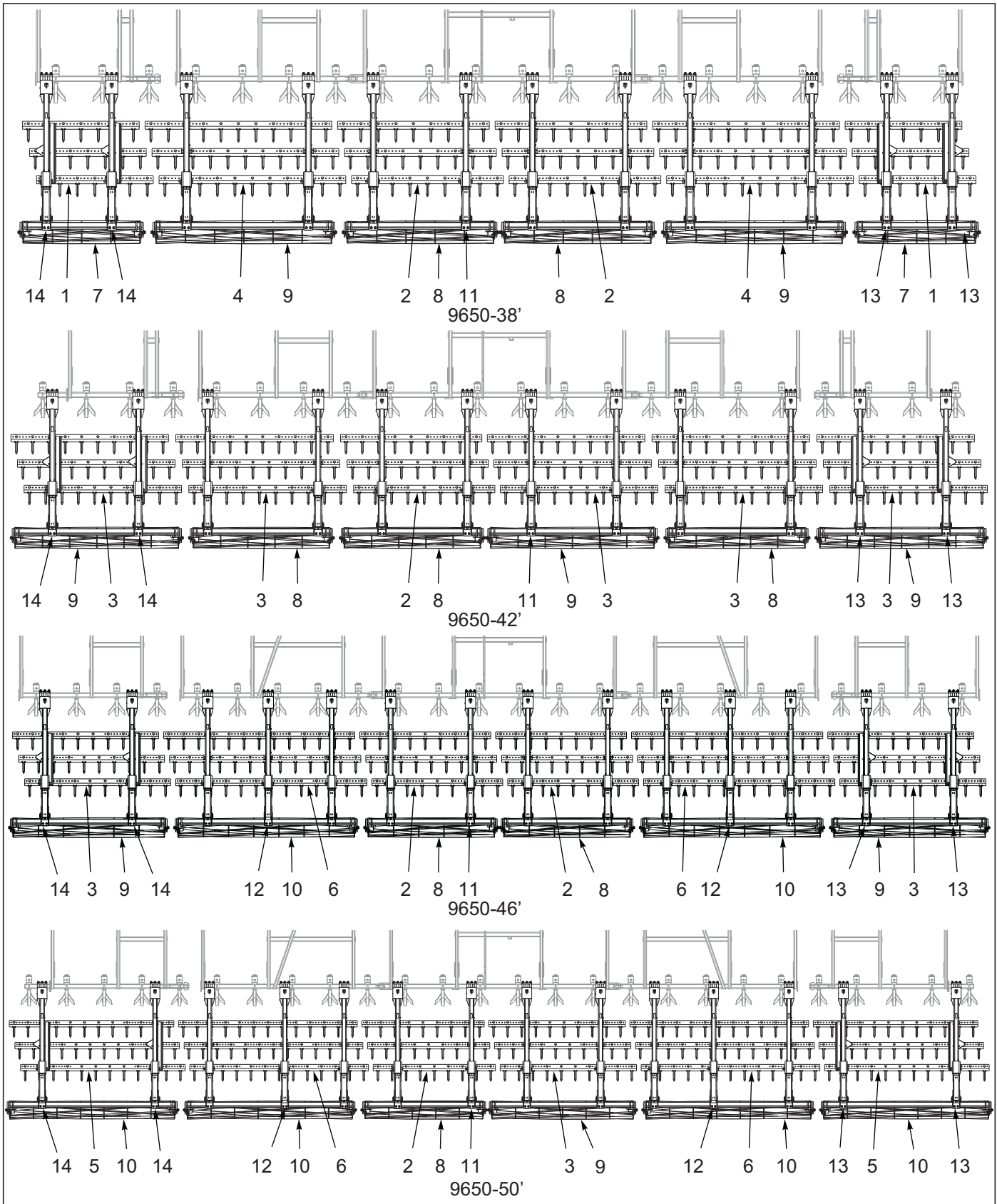


Figure 9-14: 3 RSD and Flat Reel Layout

3 RSD and Flat Reel Layout

ITEM	PART NUMBER	DESCRIPTION	QTY.			
--	229738	3 RSD & FLAT REEL 9650-38	*			
--	229739	3 RSD & FLAT REEL 9650-42		*		
--	229740	3 RSD & FLAT REEL 9650-46			*	
--	229741	3 RSD & FLAT REEL 9650-50				*
1	186186	SPIKE BAR ASSY, 7 TOOTH 9SP (SEE PAGE 9-31)	6	--	--	--
2	186188	SPIKE BAR ASSY, 9 TOOTH 9SP (SEE PAGE 9-31)	6	3	6	3
3	186189	SPIKE BAR ASSY, 10 TOOTH 9SP (SEE PAGE 9-31)	--	15	6	3
4	186190	SPIKE BAR ASSY, 11 TOOTH 9SP (SEE PAGE 9-31)	6	--	--	--
5	186191	SPIKE BAR ASSY, 12 TOOTH 9SP (SEE PAGE 9-31)	--	--	--	6
6	186192	SPIKE BAR ASSY, 13 TOOTH 9SP (SEE PAGE 9-31)	--	--	6	6
7	203184	REEL ASSY 12 DIA X 60" (SEE PAGE 9-29)	2	--	--	--
8	203185	REEL ASSY 12 DIA X 75" (SEE PAGE 9-29)	2	3	2	1
9	203186	REEL ASSY 12 DIA X 90" (SEE PAGE 9-29)	2	3	2	1
10	203187	REEL ASSY 12 DIA X 105" (SEE PAGE 9-29)	--	--	2	4
11	229718	ARM ASSY 3 RSD (SEE PAGE 9-33)	8	8	8	8
12	229719	ARM ASSY 3 RSD W/O SPRING (SEE PAGE 9-35)	--	--	2	2
13	229720	ARM ASSY 3 RSD RT W/TRAY (SEE PAGE 9-37)	2	2	2	2
14	229721	ARM ASSY 3 RSD LT W/TRAY (SEE PAGE 9-37)	2	2	2	2

Flat Reel Assembly

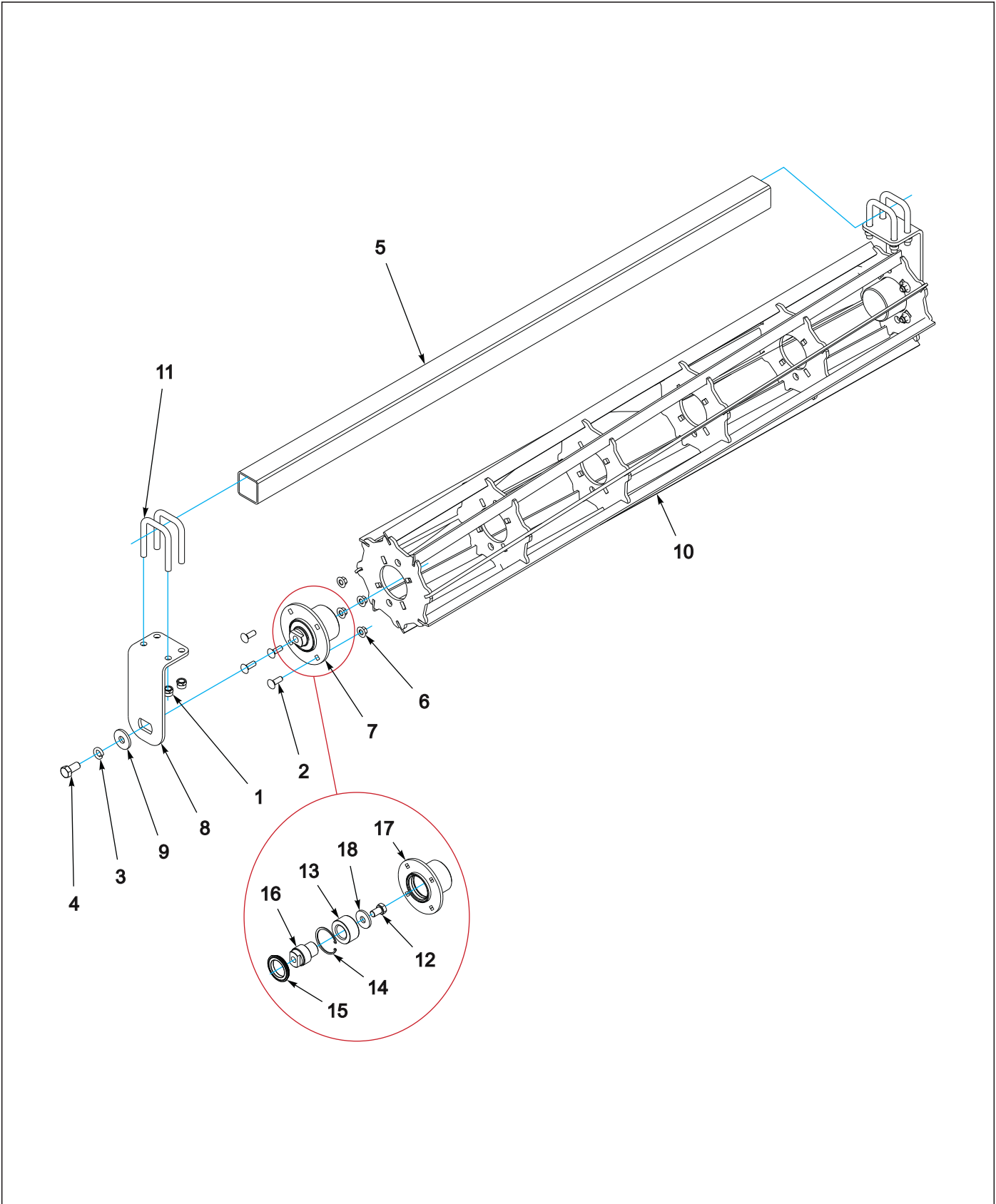


Figure 9-15: Flat Reel Assembly

Flat Reel Assembly

ITEM	PART NUMBER	DESCRIPTION	QTY.			
--	203184	REEL ASSY 12 DIA X 60"	*			
--	203185	REEL ASSY 12 DIA X 75"		*		
--	203186	REEL ASSY 12 DIA X 90"			*	
--	203187	REEL ASSY 12 DIA X 105"				*
1	1-512-010005-13	NUT,HEX SLFLKG GRB 5/8-11	8	8	8	8
2	1-654-010070-03	SCREW RDHD SQNK1/2-13X1-1/2	8	8	8	8
3	1-861-010034-17	WASHER,LKG,HLCL SPR,3/4	2	2	2	2
4	108705	SCREW,HEXCAP,3/4-10X1-1/2 GR8	2	2	2	2
5	166340	GANG BAR REEL 62 L	1	--	--	--
5	166341	GANG BAR, REEL, 77 L	--	1	--	--
5	166342	GANG BAR, REEL, 92 L	--	--	1	--
5	166343	GANG BAR, REEL, 107"	--	--	--	1
6	172509	NUT,1/2-13 WIDE FLNG TOP LCK F	8	8	8	8
7	200222	HUB ASSY REEL	2	2	2	2
8	200238	BEARING MOUNT, REEL	2	2	2	2
9	200259	WASHER, 3/4 HEAVY - 2-1/4	2	2	2	2
10	200296	REEL, 12" DIA X 60" FLAT WLDMT	1	--	--	--
10	200297	REEL WLDMT 12" DIA X 75" FLAT	--	1	--	--
10	200298	REEL WLDMT 12" DIA X 90" FLAT	--	--	1	--
10	200299	REEL WLDMT 12" DIA X 105" FLAT	--	--	--	1
11	8-102-010012	U BOLT	4	4	4	4
12	129263	SCREW HEX CAP 3/4-10 X 1-1/4	2	2	2	2
13	174526	BEARING, DOUBLE TAPER RLLR	2	2	2	2
14	174532	INTERNAL SNAP RING	2	2	2	2
15	185757	SEAL, MAINT FREE HUB HSL	2	2	2	2
16	200218	SPINDLE REEL BEARING	2	2	2	2
17	200221	HUB WLDMT REEL	2	2	2	2
18	200259	WASHER, 3/4 HEAVY - 2-1/4	2	2	2	2

Spike Bar Assembly, 9 SP




Figure 9-16: Spike Bar Assembly, 9 SP

Spike Bar Assembly, 9 SP

ITEM	PART NUMBER	DESCRIPTION	QTY.						
--	186186	SPIKE BAR ASSY, 7 TOOTH 9SP	*						
--	186187	SPIKE BAR ASSY, 8 TOOTH 9SP		*					
--	186188	SPIKE BAR ASSY, 9 TOOTH 9SP			*				
--	186189	SPIKE BAR ASSY, 10 TOOTH 9SP				*			
--	186190	SPIKE BAR ASSY, 11 TOOTH 9SP					*		
--	186191	SPIKE BAR ASSY, 12 TOOTH 9SP						*	
--	186192	SPIKE BAR ASSY, 13 TOOTH 9SP							*
1	1-512-010005-05	NUT, HEX, SLFLKG, 3/8-16, UNC GRB	14	16	18	20	22	24	26
2	166148	SPIKE, TOOTH, 3/4 SQ X 14	7	8	9	10	11	12	13
3	186177	SPIKE BAR, 7T 60 9SP	1	--	--	--	--	--	--
3	186178	SPIKE BAR, 8T 69 9SP	--	1	--	--	--	--	--
3	186179	SPIKE BAR, 9T 78 9SP	--	--	1	--	--	--	--
3	186180	SPIKE BAR, 10T 87 9SP	--	--	--	1	--	--	--
3	186181	SPIKE BAR, 11T 96 9SP	--	--	--	--	1	--	--
3	186182	SPIKE BAR, 12T 105 9SP	--	--	--	--	--	1	--
3	186183	SPIKE BAR, 13T 114 9SP	--	--	--	--	--	--	1
4	8-102-010017	U-BOLT, SPIKE ANCHOR	7	8	9	10	11	12	13

Arm Assembly 3RSD

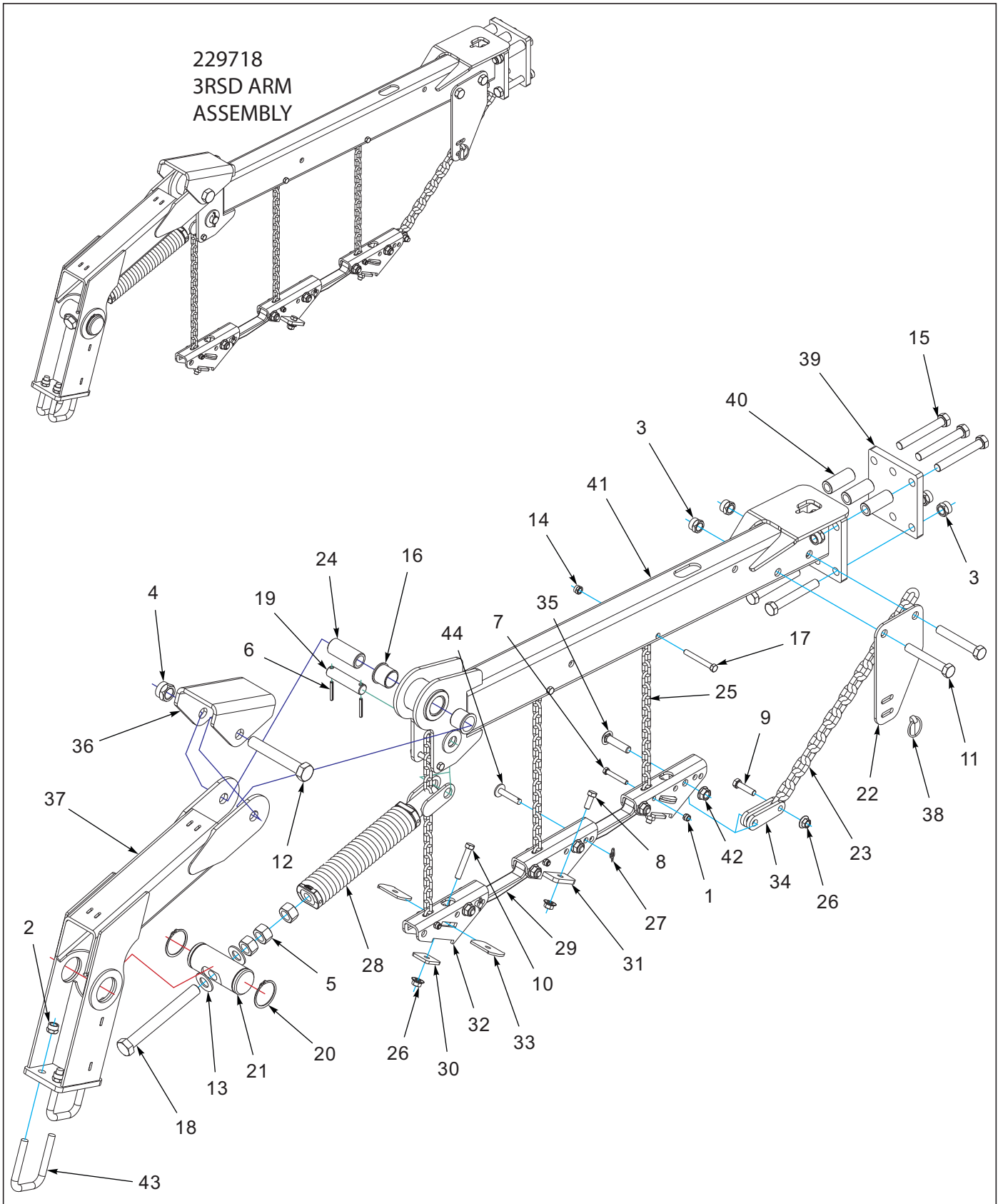


Figure 9-17: Arm Assembly 3 RSD

Arm Assembly 3RSD

ITEM	PART NUMBER	DESCRIPTION	QTY.
--	229718	ARM ASSY 3 RSD	
1	1-512-010005-05	NUT, HEX, SLFLKG GRB 3/8-16	3
2	1-512-010005-13	NUT,HEX SLFLKG GRB 5/8-11	4
3	1-512-010005-15	NUT,HEX,SLFLKG GRB 3/4-10	8
4	1-512-010005-19	NUT 1-8 HEX SLF-LOCKING GRB	1
5	1-512-010007-14	NUT, HEX 1-8 GR2 ZP	3
6	1-647-010004221	PIN,SPRING 1/4X2 SLOTTED	2
7	1-654-010051-11	SCREW HX CP 3/8-16X2-1/2 G5ZP	3
8	1-654-010055-02	SCREW 1/2-13UNCX1-1/4 CP GR5	2
9	1-654-010055-05	SCREW,HEX CAP,1/2-13UNCX2 GR5	1
10	1-654-010055-09	SCREW,HX CP,1/2-13UNCX3 GR5	2
11	1-654-010061-15	SCREW,HX CP 3/4-10UNCX5 GR5	2
12	1-654-010125-18	SCREW HEX CAP,1-8UNCX6-1/2GR8	1
13	1-861-010032-24	WASHER FL 1IN NARROW ZP	2
14	101988	NUT,HEXSLF-LKG 7/16-14 GRB	3
15	139201	SCREW,HX CP 3/4-10UNCX5.50GR8	6
16	140599	BEARING, FLANGE 1-1/2"	2
17	141808	SCREW HX CP7/16-14UNCX3-1/2G5	3
18	152210	BOLT, ADJ, 1 X 9	1
19	156785	PIN 1 X 4-1/4	1
20	158896	SNAP RING, 2-1/2 SHAFT	2
21	158897	PIN, ADJUSTMENT	1
22	166177	BRACKET, PULL CHAIN	1
23	166242	CHAIN, PULL 3/8	1
24	168739	BUSHING PIVOT 1-1/2 X 3-7/16	1
25	168764	CHAIN 17 LINK 1/4	3
26	172509	NUT,1/2-13 WIDE FLNG TOP LCK F	5
27	172673	WRAP AROUND LOCKING COTTER	2
28	172677	SPRING ASSY, W/ANCHOR	1
29	185697	LINK, HARROW BAR	2
30	186193	CLAMP PLATE, SPIKE BAR	2
31	186200	MOUNT, HARROW BAR W/TABS WLDMT	1
32	186204	MOUNT, HARROW BAR	2
33	186205	PLATE, BAR CLAMP	4
34	186210	CONNECTOR, PULL CHAIN	2
35	187517	SCREW RDHD SHT SQNK5/8-11X2.75	5
36	191459	STOP, HARROW ARM	1
37	199359	ARM WLDMT REEL	1
38	2-557-010009	PIN LYNCH	1
39	208187	MOUNTING PLATE, HARROW 6-BOLT	1
40	211056	BUSHING, CLAMP 3" L	3
41	227666	ARM, HARROW 6-BOLT WLDMT	1
42	29SFFL 5811	NUT,FLANGE HEAD LOCK5/8-11UNC	5
43	8-102-010012	U BOLT	2
44	8C520	CLEVIS PIN	2

Arm Assembly 3RSD W/O Spring

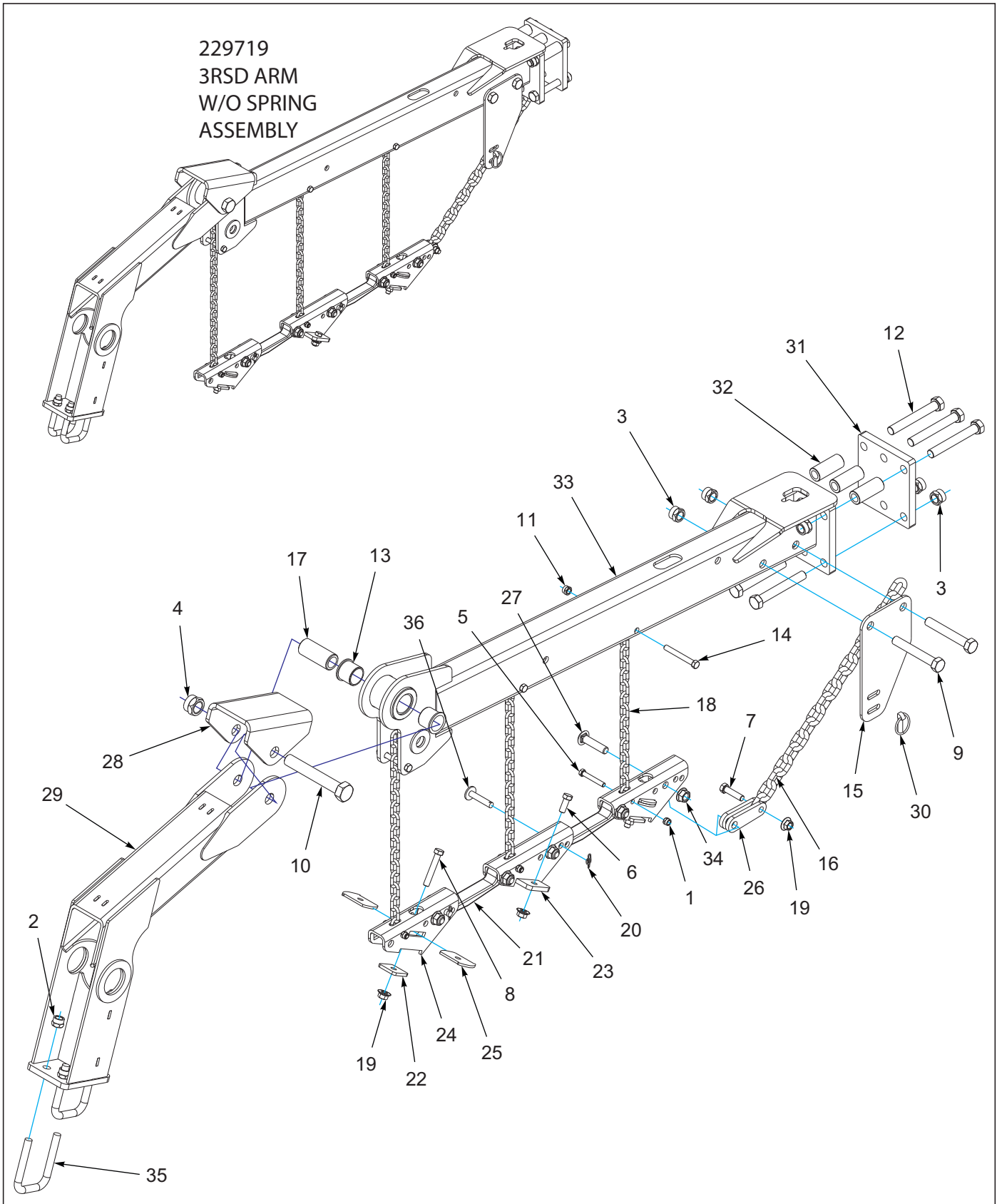


Figure 9-18: Arm Assembly 3 RSD W/O Spring

Arm Assembly 3RSD W/O Spring

ITEM	PART NUMBER	DESCRIPTION	QTY.
--	229719	ARM ASSY 3 RSD W/O SPRING	
1	1-512-010005-05	NUT, HEX, SLFLKG GRB 3/8-16	3
2	1-512-010005-13	NUT,HEX SLFLKG GRB 5/8-11	4
3	1-512-010005-15	NUT,HEX,SLFLKG GRB 3/4-10	8
4	1-512-010005-19	NUT 1-8 HEX SLF-LOCKING GRB	1
5	1-654-010051-11	SCREW HX CP 3/8-16X2-1/2 G5ZP	3
6	1-654-010055-02	SCREW 1/2-13UNCX1-1/4 CP GR5	2
7	1-654-010055-05	SCREW,HEX CAP,1/2-13UNCX2 GR5	1
8	1-654-010055-09	SCREW,HX CP,1/2-13UNCX3 GR5	2
9	1-654-010061-15	SCREW,HX CP 3/4-10UNCX5 GR5	2
10	1-654-010125-18	SCREW HEX CAP,1-8UNCX6-1/2GR8	1
11	101988	NUT,HEXSLF-LKG 7/16-14 GRB	3
12	139201	SCREW,HX CP 3/4-10UNCX5.50GR8	6
13	140599	BEARING, FLANGE 1-1/2"	2
14	141808	SCREW HX CP7/16-14UNCX3-1/2G5	3
15	166177	BRACKET, PULL CHAIN	1
16	166242	CHAIN, PULL 3/8	1
17	168739	BUSHING PIVOT 1-1/2 X 3-7/16	1
18	168764	CHAIN 17 LINK 1/4	3
19	172509	NUT,1/2-13 WIDE FLNG TOP LCK F	5
20	172673	WRAP AROUND LOCKING COTTER	2
21	185697	LINK, HARROW BAR	2
22	186193	CLAMP PLATE, SPIKE BAR	2
23	186200	MOUNT, HARROW BAR W/TABS WLDMT	1
24	186204	MOUNT, HARROW BAR	2
25	186205	PLATE, BAR CLAMP	4
26	186210	CONNECTOR, PULL CHAIN	2
27	187517	SCREW RDHD SHT SQNK5/8-11X2.75	5
28	191459	STOP, HARROW ARM	1
29	199359	ARM WLDMT REEL	1
30	2-557-010009	PIN LYNCH	1
31	208187	MOUNTING PLATE, HARROW 6-BOLT	1
32	211056	BUSHING, CLAMP 3" L	3
33	227666	ARM, HARROW 6-BOLT WLDMT	1
34	29SFFL 5811	NUT,FLANGE HEAD LOCK5/8-11UNC	5
35	8-102-010012	U BOLT	2
36	8C520	CLEVIS PIN	2

Arm Assembly 3RSD W/Tray

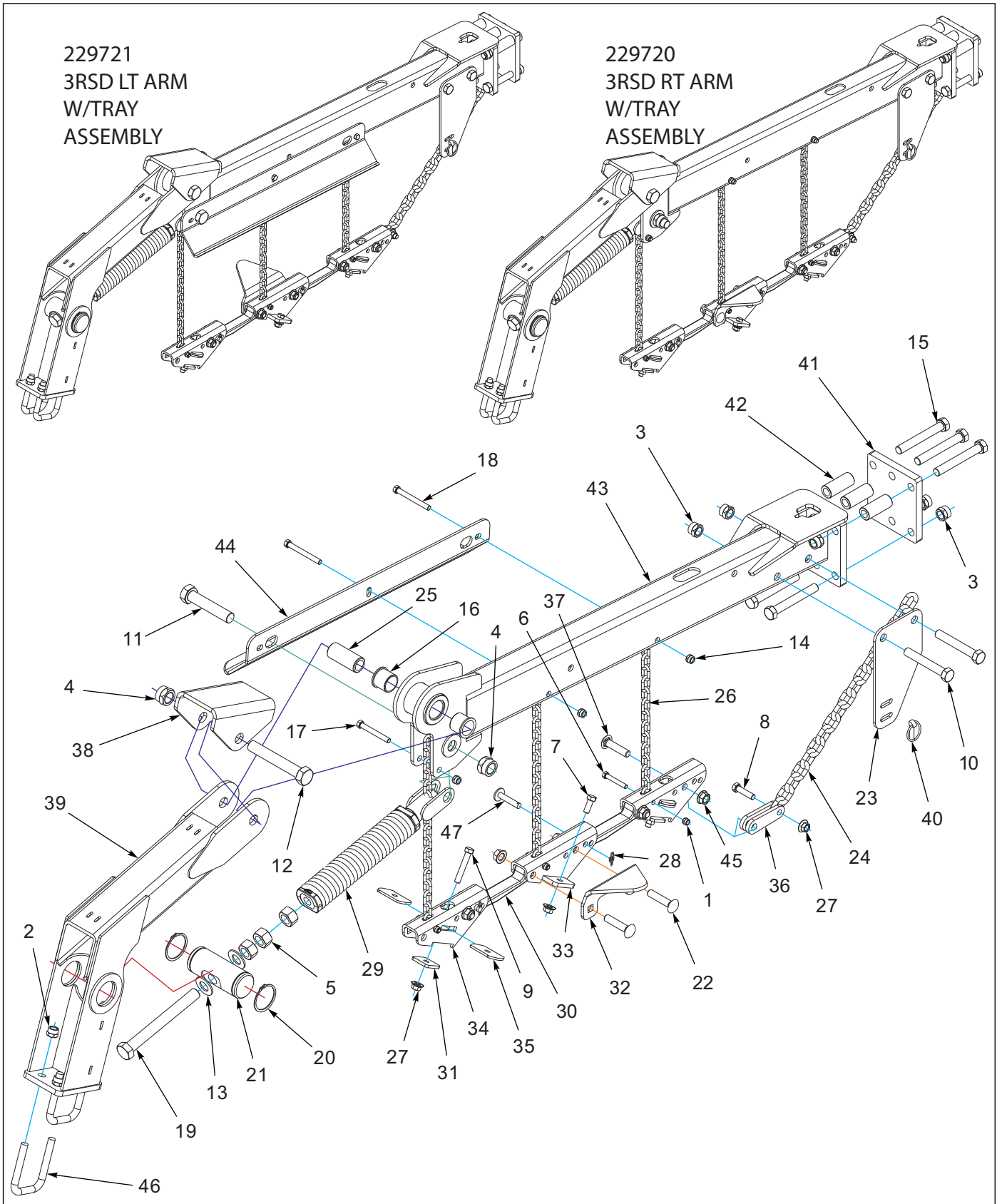


Figure 9-19: Arm Assembly 3 RSD W/Tray

Arm Assembly 3RSD W/Tray

ITEM	PART NUMBER	DESCRIPTION	QTY.
--	229720	ARM ASSY 3 RSD RT W/TRAY	
--	229721	ARM ASSY 3 RSD LT W/TRAY	
1	1-512-010005-05	NUT, HEX, SLFLKG GRB 3/8-16	3
2	1-512-010005-13	NUT,HEX SLFLKG GRB 5/8-11	4
3	1-512-010005-15	NUT,HEX,SLFLKG GRB 3/4-10	8
4	1-512-010005-19	NUT 1-8 HEX SLF-LOCKING GRB	2
5	1-512-010007-14	NUT, HEX 1-8 GR2 ZP	3
6	1-654-010051-11	SCREW HX CP 3/8-16X2-1/2 G5ZP	3
7	1-654-010055-02	SCREW 1/2-13UNCX1-1/4 CP GR5	2
8	1-654-010055-05	SCREW,HEX CAP,1/2-13UNCX2 GR5	1
9	1-654-010055-09	SCREW,HX CP,1/2-13UNCX3 GR5	2
10	1-654-010061-15	SCREW,HX CP 3/4-10UNCX5 GR5	2
11	1-654-010065-15	SCREW HX CP 1-8UNCX5 GR5	1
12	1-654-010125-18	SCREW HEX CAP,1-8UNCX6-1/2GR8	1
13	1-861-010032-24	WASHER FL 1IN NARROW ZP	2
14	101988	NUT,HEXSLF-LKG 7/16-14 GRB	3
15	139201	SCREW,HX CP 3/4-10UNCX5.50GR8	6
16	140599	BEARING, FLANGE 1-1/2"	2
17	141808	SCREW HX CP7/16-14UNCX3-1/2G5	1
18	141809	SCREW HX CP7/16-14UNC X 4 GR5	2
19	152210	BOLT, ADJ, 1 X 9	1
20	158896	SNAP RING, 2-1/2 SHAFT	2
21	158897	PIN, ADJUSTMENT	1
22	164861	SCREW,RD HD SQNCK 5/8-11X3	2
23	166177	BRACKET, PULL CHAIN	1
24	166242	CHAIN, PULL 3/8	1
25	168739	BUSHING PIVOT 1-1/2 X 3-7/16	1
26	168764	CHAIN 17 LINK 1/4	3
27	172509	NUT,1/2-13 WIDE FLNG TOP LCK F	5
28	172673	WRAP AROUND LOCKING COTTER	2
29	172677	SPRING ASSY, W/ANCHOR	1
30	185697	LINK, HARROW BAR	2
31	186193	CLAMP PLATE, SPIKE BAR	2
32	186196	HOOK, CATCH TRAY	1
33	186200	MOUNT, HARROW BAR W/TABS WLDMT	1
34	186204	MOUNT, HARROW BAR	2
35	186205	PLATE, BAR CLAMP	4
36	186210	CONNECTOR, PULL CHAIN	2
37	187517	SCREW RDHD SHT SQNK5/8-11X2.75	3
38	191459	STOP, HARROW ARM	1
39	199359	ARM WLDMT REEL	1
40	2-557-010009	PIN LYNCH	1
41	208187	MOUNTING PLATE, HARROW 6-BOLT	1
42	211056	BUSHING, CLAMP 3" L	3
43	227666	ARM, HARROW 6-BOLT WLDMT	1
44	229717	CATCH TRAY, 3 ROW	1
45	29SFFL 5811	NUT,FLANGE HEAD LOCK5/8-11UNC	5
46	8-102-010012	U BOLT	2
47	8C520	CLEVIS PIN	2

Rear Tow Hitch Assembly

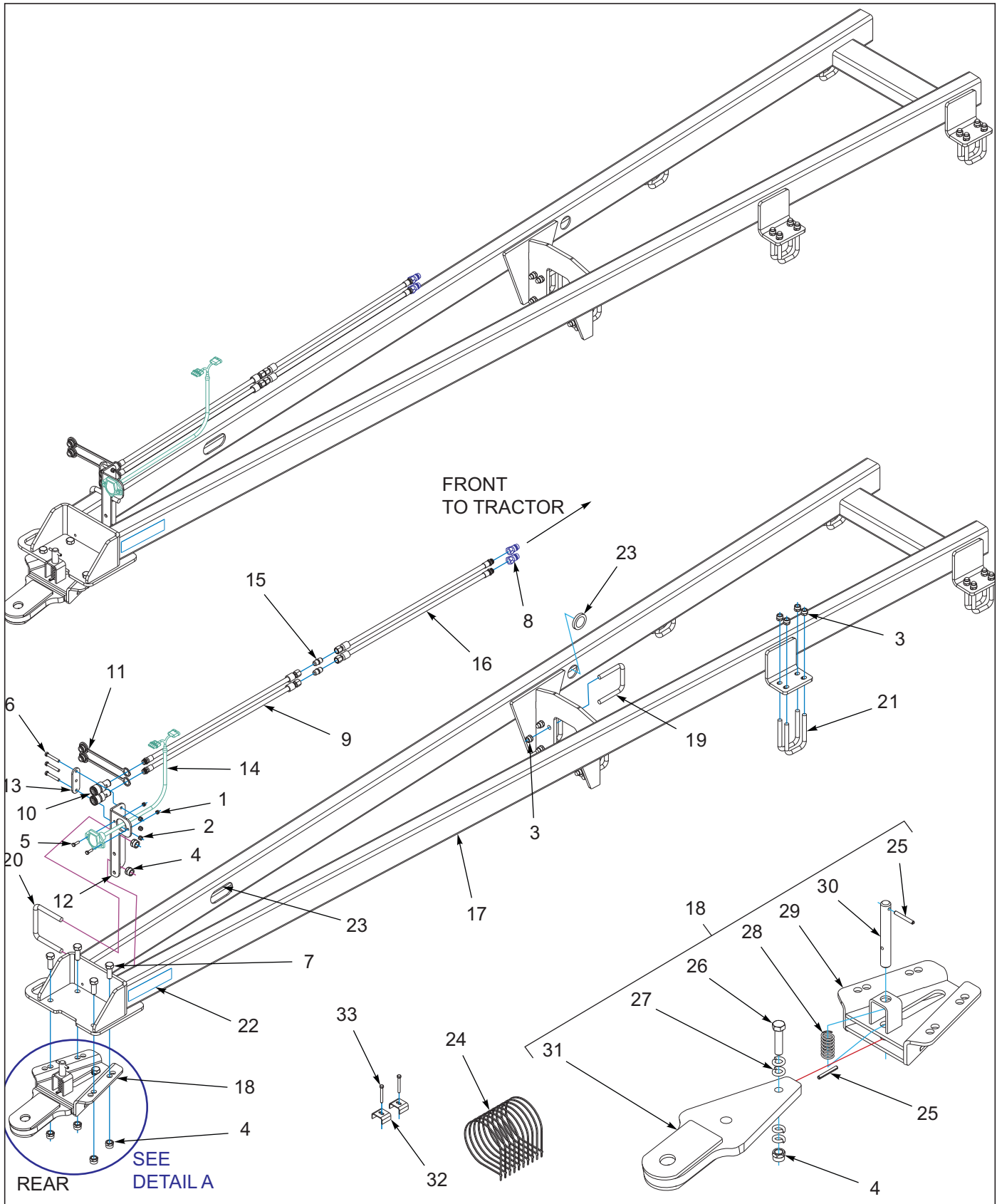


Figure 9-20: Rear Tow Hitch Assembly

Rear Tow Hitch Assembly

ITEM	PART NUMBER	DESCRIPTION	QTY.
--	168783	REAR TOW HITCH ASSY, 9650	
1	1-512-010005-03	NUT, HEX LOCK 5/16-18 GRB	2
2	1-512-010005-05	NUT, HEX LOCK 3/8-16 GRB	3
3	1-512-010005-13	NUT, HEX LOCK 5/8-11 GRB	24
4	1-512-010005-15	NUT, HEX LOCK 3/4-10 GRB	7
5	1-654-010049-05	SCREW, HEX HEAD CAP 5/16-18 X 1 GR5	2
6	1-654-010051-11	SCREW, HEX HEAD CAP 3/8-16 X 2-1/2 GR5	3
7	1-654-010061-05	SCREW, HEX HEAD CAP 3/4-10 X 2 GR5	4
8	141828	COUPLER, MALE 3/4-16	2
9	145132	HOSE ASSY 3/8X248 #8 JICX#80R	2
10	142668	COUPLER, FEMALE 3/4-16	2
11	142669	PLUG, COUPLER DUST	2
12	142670	BRACKET, COUPLER MOUNT	1
13	142671	PLATE, COUPLER	1
14	143871	HARNESS, TANDEM ADAPTER	1
15	148338	FITTING, UNION	2
16	156944	HOSE ASSEMBLY 3/8 X 184	2
17	168766	REAR TOW HITCH	1
18	191456	HITCH ASSY, REAR TOW 1-1/2HOLE (INCL. ITEMS 4, 25-31)	1
19	2-102-010004	U-BOLT, STD GAUGE	4
20	2-102-010039	U-BOLT, DISC BEARING BRACKET	1
21	2-102-010054	U-BOLT	8
22	528934	REFLECTOR, YELLOW 2 X 9	2
23	1-822-010001	TRIM, 3/8 BLK FINE PEBBLE (CUT TO LENGTH)	AR
24	105874	TIE STRAP, PLASTIC 21.5-24 X .301	10
25	1-647-010004240	PIN,SPRING,SLOTTED,5/16X2-1/2	2
26	1-654-010061-09	SCREW HX CP 3/4-10UNCX3 GR5	1
27	1-861-010034-17	WASHER,LKG,HLCL SPR,3/4	4
28	162191	SPRING, COMP 1.218 X 2.5	1
29	168768	MOUNT WLDMT REAR TOW HITCH	1
30	168773	PIN REAR TOW HITCH	1
31	183952	HITCH WLDMT REAR TOW RIGID	1
32	2-181-010001	HOSE CLAMP	2
33	1-654-010051-13	SCREW,HX CP,3/8-16UNCX3,GR5	2

Glossary

For clarity this glossary of industry standard abbreviations and their definitions are provided. For additional information, see instruction on the inside front cover or the last page of this manual.

A

ASM Assembly

B

BATT Battery
BHSC Button Head Socket Cap
BLK Black

C

CB Carriage Bolt
CONN Connector
CRG Carriage
CTSK Countersunk
CTWT Counterweight
CVR Cover
CYD Cylinder

D

DBL Double
DIA Diameter

E

ENCLSD Enclosed

F

FHCS Flanged Head Cap Screw
FHHCS Flanged Hex Head Cap Screw
FL OR FLG Flange
FLT Flat

G

GA Gauge

H

HHCS Hex Head Cap Screw
HCS High Carbon Steel
HD Head
HLCL Helical
HCSKT Hex Socket
HSFC Hex Socket Flat Countersunk
HYD Hydraulic

I

ID Inside Diameter

L

LH Lefthand
LKG OR LOCK Locking
LWR Lower

M

MANF Manifold
MNT Mount

N

NRW Narrow
NSS Not Serviced Separately

O

OD Outside Diameter
OHG Overhead Guard
ORFS OR ORS O-Ring Seal
ORP OR ORB O-Ring Boss

P

P-STEER Power Steering
PTFE Polytetrafluoroethylene (Teflon)

R

RH Righthand
RND Round

S

SER Series
SHCS Socket Head Cap Screw
SHLD Shield
SKT Socket
SLFLKG Selflocking
SOC Socket
SPDT Single Pole Double Throw
SPR Spring

SQ Square
SRTD Serrated
SSCR Setscrew
SST Stainless Steel
STD Standard

U

UPR Upper

W

WHL Wheel
WLD OR WLDMT Weldment

Index

Numerics

100000362	6-4	116436	5-2
100545	3-10, 3-14	116490	5-6, 5-8
1-007-010025	5-2, 5-4, 5-6, 5-8	116491	5-2
100808	2-2	117259	5-6, 5-8
100825	2-2	119118	1-4, 3-2, 3-6, 3-10, 3-14
100827	9-4, 9-6	122917	1-8
100830	9-4, 9-6	123547	5-2, 5-4
100966	3-23	125566	6-1
101385	3-10, 3-14	127712	1-4, 3-2, 3-6, 3-10, 3-14
101988	3-2, 3-6, 3-10, 3-14, 3-18, 9-20, 9-22, 9-34, 9-36, 9-38	128874	1-2
102498	1-10, 3-22	129263	9-26, 9-30
102600	1-4, 1-10	1-298-010001-1	1-5, 2-3, 2-4, 3-18, 3-19, 3-23
102604	1-10, 3-22	130052	1-5, 3-19
103-0805	2-3	133662	4-2
103841	2-2	133937	9-20, 9-22
104358	1-4	135912	6-5
105874	7-4, 9-40	137304	6-5
1-076-010007	3-22, 3-23	137599	5-6, 5-8
1-076-010009	3-23	139201	9-4, 9-6, 9-14, 9-34, 9-36, 9-38
1-076-010010	3-22	1-397-010369036	5-6, 5-8
1-076-010012	3-23	140470	1-4, 5-2, 5-4, 6-3
108675	4-2, 4-4	140471	3-2, 3-6, 5-2, 5-4, 6-2
108676	4-2, 4-4	140547	3-2, 3-6, 3-10, 3-14
108705	9-26, 9-30	140554	3-22
1-104-010002	3-18	140599	1-4, 9-4, 9-6, 9-14, 9-34, 9-36, 9-38
111789	6-1, 6-2, 6-3, 6-4, 6-5	1-406-010012	3-23
111871	6-2	140645	3-22
111962	1-10	140647	2-2, 2-5
114652	3-10, 3-14	140658	3-18
116100	2-2, 3-2, 3-6, 3-10, 3-14	140663	3-18
1-161-010003	3-23	140667	3-18
116434	5-2, 5-4, 5-6	140672	3-18
116435	5-4, 5-8	141109	1-2
		141154	3-18
		141213	1-8

141217	1-8	142669	9-40
141236	3-22	142670	9-40
141238	3-22	142671	9-40
141244	3-2, 3-6	142753	1-2
141245	3-23	143066	3-22
141246	2-2	143871	9-40
141247	2-2	143994	6-1, 6-2, 6-3
141249	2-2	144115	1-4, 2-2
141250	2-5	144193	8-4
141258	3-18	144199	3-18
141259	8-4	144322	3-11, 3-15, 6-5
141260	8-4	144325	9-14
141271	3-18	144343	5-8
141274	1-4	144493	1-4, 2-2
141301	6-2, 6-3	145132	9-40
141594	5-2, 5-4, 5-6, 5-8	145190	2-2
141597	8-4	147072	9-14
141807	2-2	147582	5-6, 5-8
141808	3-18, 9-20, 9-34, 9-36, 9-38	148084	6-1
141809	3-2, 3-6, 3-10, 3-14, 9-22, 9-38	148085	6-1
141826	5-6, 5-8	148087	6-1
141828	5-2, 5-4, 5-6, 5-8, 9-40	148088	6-1
141864	5-6	148338	9-40
141866	3-22	1-510-010003-09	9-8, 9-16
141881	5-6	1-511-010001-07	4-2
141883	5-6	1-512-010005-01	1-2, 2-2, 7-4
142103	6-2	1-512-010005-03	1-2, 9-40
142109	6-3	1-512-010005-05	1-2, 1-4, 2-2, 3-3, 3-7, 3-11, 3-15, 9-20, 9-22, 9-32, 9-34, 9-36, 9-38, 9-40
142110	6-2, 6-3	1-512-010005-09	1-2, 1-4, 3-11, 3-15, 4-2, 4-4, 7-4, 9-8, 9-16, 9-20, 9-22
142111	6-3	1-512-010005-13	1-2, 1-4, 2-2, 3-2, 3-6, 3-10, 3-14, 7-4, 9-4, 9-6, 9-14, 9-26, 9-30, 9-34, 9-36, 9-38, 9-40
142112	6-2, 6-3	1-512-010005-15	1-2, 1-4, 3-2, 3-6, 3-10, 3-14, 3-18, 9-4, 9-6, 9-14, 9-20, 9-22, 9-34, 9-36, 9-38, 9-40
142114	6-3	1-512-010005-19	1-4, 2-2, 3-2, 3-6, 3-10, 3-14, 3-18, 9-4, 9-6, 9-14, 9-34, 9-36, 9-38
142116	6-2	1-512-010007-07	2-2
142119	6-5	1-512-010007-08	4-2, 4-4
142120	6-5		
142194	2-5		
142650	3-2, 3-6, 3-10, 3-14		
142668	9-40		

1-512-010007-14	9-4, 9-6, 9-14, 9-34, 9-38	156950	2-2
1-512-010007-16	2-2, 3-18	156973	1-10
151508	1-4, 3-2, 3-6, 3-10, 3-14	156979	1-10
1-516-010001-20	1-10, 3-22	156992	1-4, 3-2, 3-6, 3-10, 3-14
152209	3-18	1-573-010006	8-4
152210	9-4, 9-6, 9-14, 9-34, 9-38	158841	4-2
153696	2-2, 3-18	158896	9-4, 9-6, 9-14, 9-34, 9-38
153843	5-2, 5-4, 5-6, 5-8	158897	9-14, 9-34, 9-38
154104	6-5	159569	5-6, 5-8
154994	9-8, 9-16	159954	1-4, 3-2, 3-6, 3-10, 3-14
154995	9-8, 9-16	15G816ER	1-5, 3-19
154997	9-8, 9-16	160693	5-8
154998	9-8, 9-16	161525	1-4, 3-2, 3-6, 3-10, 3-14
155002	9-4, 9-6	161531	1-4, 3-2, 3-6, 3-10, 3-14
155005	9-8	161538	3-11, 3-15
155523	8-4	162191	9-40
155528	5-2, 5-4	162845	1-4, 3-2, 3-6, 3-10, 3-14
155529	5-6, 5-8	162851	1-4, 3-2, 3-6, 3-10, 3-14
155534	2-3	162904	4-2
155536	2-3	162906	4-2
155538	2-3	162917	3-2, 3-6
155541	2-2, 2-3	162929	2-2
1-557-010013	1-2	162930	4-2
1-557-010362-40	3-23	164124	1-4
1-557-010362-51	1-10, 3-22	164125	1-2
1-557-010403	1-4	164126	1-2
155716	2-3	164134	7-4
155717	2-3	164135	7-4
155927	9-8, 9-16	164138	7-4
155956	9-8, 9-16	164139	7-4
155963	9-4, 9-6	164140	7-4
155971	9-8, 9-16	164142	1-2
156010	8-4	164146	4-2
156777	9-8, 9-16	164147	4-2
156778	9-8, 9-16	164172	3-10, 3-14, 5-2, 5-4, 6-1
156779	9-8, 9-16	164174	2-2
156785	9-14, 9-34	164175	1-4, 3-2, 3-6, 3-10, 3-14
156944	9-40	164178	2-2

164180	2-2	164315	9-8, 9-16
164184	3-6	164317	9-16
164186	1-4	164318	9-8, 9-16
164192	4-2	164319	9-8, 9-16
164200	1-2, 3-10, 3-14	164320	9-8, 9-16
164201	3-10, 3-14	164321	9-8
164215	1-2	164322	9-8
164216	1-2	164323	9-8, 9-16
164217	3-14	164331	9-4, 9-6
164218	3-14	164335	9-4, 9-6
164219	3-6	164336	9-4, 9-6
164220	3-6	164349	3-22
164245	6-1	164350	3-10
164246	1-4, 3-2, 3-6, 3-10, 3-14	164351	3-10
164247	2-2	164352	3-2, 3-6, 3-10, 3-14, 3-22
164248	2-2	164355	3-2
164256	1-4, 3-2, 3-6, 3-10, 3-14	164533	3-18
164260	1-2, 1-8	1-647-010004217	1-8
164261	1-8	1-647-010004221	9-14, 9-34
164263	1-8	1-647-010004240	2-2, 3-2, 3-6, 9-40
164271	1-4	1-647-010004255	3-10, 3-14
164272	3-2, 3-6, 3-10, 3-14	1-647-010004257	3-18
164277	1-4, 3-2, 3-6, 3-10, 3-14	164861	9-22, 9-38
164279	1-4	1-654-010047-04	1-8
164293	9-14	1-654-010047-06	1-2, 2-2, 7-4
164295	1-2, 3-3, 3-7, 3-11, 3-15	1-654-010047-07	7-4
164296	3-18	1-654-010047-08	7-4
164297	3-18	1-654-010049-05	9-40
164298	3-2, 3-6, 3-10, 3-14, 3-18	1-654-010049-09	1-2
164300	3-2, 3-6, 3-10, 3-14, 3-18	1-654-010051-06	1-4
164302	8-4	1-654-010051-09	1-2
164303	5-2, 5-4	1-654-010051-11	2-2, 9-20, 9-22, 9-34, 9-36, 9-38, 9-40
164304	5-2, 5-4	1-654-010051-12	1-2, 3-3, 3-7, 3-11, 3-15
164305	5-2, 5-4	1-654-010051-13	9-40
164307	5-2, 5-6, 5-8	1-654-010055-02	9-20, 9-22, 9-34, 9-36, 9-38
164308	5-4	1-654-010055-03	9-14
164309	5-4	1-654-010055-05	9-20, 9-22, 9-34, 9-36, 9-38
164314	4-2		

1-654-010055-09	3-10, 3-14, 9-20, 9-22, 9-34, 9-36, 9-38	166176	9-20, 9-22
1-654-010055-11	1-2	166177	9-20, 9-22, 9-34, 9-36, 9-38
1-654-010055-14	1-4, 9-8, 9-16	166185	3-2
1-654-010055-17	1-2, 4-4	166191	3-2
1-654-010059-05	1-2, 1-4, 3-2, 3-6, 3-10, 3-14	166194	3-3
1-654-010059-06	4-4	166199	4-4
1-654-010059-07	1-4	166200	4-4
1-654-010059-11	1-2, 3-11, 3-15	166201	4-4
1-654-010059-13	1-4, 3-2, 3-6, 3-10, 3-14	166237	9-22
1-654-010059-14	9-14	166242	9-20, 9-22, 9-34, 9-36, 9-38
1-654-010059-16	9-14	166250	1-2
1-654-010059-24	3-3	166252	1-2, 5-2, 5-4, 5-6, 5-8
1-654-010061-05	9-40	166336	9-16
1-654-010061-09	1-4, 3-2, 3-6, 3-10, 3-14, 9-40	166340	9-26, 9-30
1-654-010061-15	3-3, 3-7, 3-11, 3-15, 3-18, 9-14, 9-20, 9-22, 9-34, 9-36, 9-38	166341	9-26, 9-30
1-654-010061-16	1-2	166342	9-26, 9-30
1-654-010061-19	2-2	166343	9-26, 9-30
1-654-010061-23	9-20, 9-22	167575	3-3, 3-7, 6-4
1-654-010065-08	1-4, 3-2, 3-6, 3-10, 3-14	167618	5-6, 5-8
1-654-010065-15	9-38	168739	9-14, 9-34, 9-36, 9-38
1-654-010070-02	9-8, 9-16	168753	9-14
1-654-010070-03	9-30	168762	9-14
1-654-010070-04	9-26	168764	9-34, 9-36, 9-38
1-654-010070-11	9-8, 9-16	168766	9-40
1-654-010070-13	9-8, 9-16	168768	9-40
1-654-010070-14	9-8, 9-16	168773	9-40
1-654-010123-01	2-2	168783	9-40
1-654-010125-18	9-14, 9-34, 9-36, 9-38	168787	3-2, 3-6
1-654-010125-22	2-2	168859	1-10
1-659-010004	3-23	168897	9-20, 9-22
166148	9-32	169549	6-4
166156	1-4, 3-2, 3-6, 3-10, 3-14	169550	6-4
166158	1-8	169552	6-4
166160	4-2	170870	9-16
166171	5-6, 5-8	171070	1-4, 3-2, 3-6, 3-10, 3-14
166175	9-20, 9-22	172509	9-20, 9-22, 9-26, 9-30, 9-34, 9-36, 9-38
		172662	4-2
		172664	1-2, 5-6, 5-8

172666	4-2	1-861-010032-13	4-2, 4-4
172667	4-2	1-861-010032-14	9-14
172670	4-2	1-861-010032-15	1-2, 9-8, 9-16
172671	4-2	1-861-010032-19	4-2, 9-14
172672	4-2	1-861-010032-24	2-2, 3-18, 9-4, 9-6, 9-14, 9-34, 9-38
172673	9-14, 9-20, 9-22, 9-34, 9-36, 9-38	1-861-010034-09	1-8
172677	9-14, 9-34, 9-38	1-861-010034-12	4-2, 4-4
172714	4-2	1-861-010034-17	9-26, 9-30, 9-40
172830	9-4, 9-6	186162	9-18, 9-22
174392	1-2	186163	9-18, 9-22
174396	1-2	186177	9-32
174435	7-4	186178	9-32
174436	7-4	186179	9-32
174437	7-4	186180	9-32
174438	7-4	186181	9-32
174439	7-4	186182	9-32
174447	3-11, 3-15	186183	9-32
174448	8-4	186186	9-24, 9-28, 9-32
174526	9-26, 9-30	186187	9-18, 9-32
174532	9-26, 9-30	186188	9-18, 9-24, 9-28, 9-32
176601	7-4	186189	9-18, 9-24, 9-28, 9-32
176602	7-4	186190	9-18, 9-24, 9-28, 9-32
176604	7-4	186191	9-24, 9-28, 9-32
176625	9-14	186192	9-18, 9-24, 9-28, 9-32
177032	2-2, 2-4	186193	9-20, 9-22, 9-34, 9-36, 9-38
181616	1-4	186195	9-18, 9-20
181618	4-4	186196	9-22, 9-38
1-822-010001	1-4, 3-3, 3-7, 3-11, 3-15, 9-40	186200	9-20, 9-22, 9-34, 9-36, 9-38
183910	3-18	186204	9-20, 9-22, 9-34, 9-36, 9-38
183924	4-4	186205	9-20, 9-22, 9-34, 9-36, 9-38
183952	9-40	186210	9-20, 9-22, 9-34, 9-36, 9-38
185660	1-2, 5-2, 5-4	187517	9-20, 9-22, 9-34, 9-36, 9-38
185697	9-20, 9-22, 9-34, 9-36, 9-38	187533	9-18
185757	9-26, 9-30	187534	9-18
185928	4-2, 4-4	187535	9-18
1-861-010004	3-23	187536	9-18
1-861-010005	1-10, 3-18	189451	2-2, 2-4
1-861-010032-11	2-2	189453	2-4

189454	2-4	203186	9-12, 9-28, 9-30
189455	2-4	203187	9-12, 9-28, 9-30
189467	2-4	204384	3-2, 3-6, 3-10, 3-14
189468	2-4	2062-8-8S	5-2, 5-4, 5-6, 5-8
191456	9-40	2071-8-8S	5-6, 5-8
191459	9-14, 9-34, 9-36, 9-38	208187	9-14, 9-34, 9-36, 9-38
191488	1-2	209797	9-14
191490	1-2	209798	9-14
193089	1-10	209799	9-14
194616	4-2	2-102-010004	1-4, 3-2, 3-6, 3-10, 3-14, 4-2, 9-40
198322	1-5, 3-19	2-102-010037	4-2
198346	1-4, 1-5	2-102-010039	9-40
198347	1-5	2-102-010054	1-2, 2-2, 3-2, 3-6, 9-40
199359	9-14, 9-34, 9-36, 9-38	210606	3-2, 3-6, 3-10, 3-14, 3-22
199362	3-2, 3-6, 3-10, 3-14, 3-19	211056	9-4, 9-6, 9-14, 9-34, 9-36, 9-38
199363	3-19	212046	1-5, 3-19
199376	9-14	2-150-010008	1-4, 3-2, 3-6, 3-10, 3-14
199390	9-14	2-150-010174	3-2, 3-6, 3-11, 3-15
200218	9-26, 9-30	215341	1-5, 3-19, 8-4
200221	9-26, 9-30	2-181-010001	2-2, 9-40
200222	9-26, 9-30	218640	6-5
200238	9-26, 9-30	218648	6-4
200253	9-10, 9-24, 9-26	222329	3-10, 3-14
200254	9-10, 9-24, 9-26	223435	1-10
200255	9-10, 9-24, 9-26	223437	1-10
200256	9-10, 9-24, 9-26	223438	1-10
200259	9-26, 9-30	223439	1-10
200296	9-30	223440	1-4, 1-10
200297	9-30	224589	8-4
200298	9-30	224590	1-2
200299	9-30	224600	3-18, 3-23
201786	5-6, 5-8	225123	9-26
202702-8-8S	5-2, 5-4, 5-6, 5-8	225124	9-26
203003-8-8S	5-6, 5-8	225125	9-26
203005-8-8S	5-6, 5-8	225126	9-26
203102-8-8S	5-6, 5-8	227628	9-8
203184	9-28, 9-30	227666	9-14, 9-34, 9-36, 9-38
203185	9-12, 9-28, 9-30	227670	9-10, 9-12, 9-14

227671	9-14	229723	9-6
228187	1-5, 3-19	229738	9-28
228190	1-5, 3-19	229739	9-28
228193	1-5, 3-19	229740	9-28
229041	3-6	229741	9-28
229061	9-2, 9-4	229794	3-10, 3-14
229062	9-4, 9-6	23085	3-18
229063	9-4, 9-6	232185	8-4
229068	9-4, 9-6	232400	9-12
229072	9-2, 9-8	232429	9-12
229073	9-2, 9-8	232488	1-2
229074	9-2, 9-8	2-368-010287	2-2, 7-4
229075	9-2, 9-8	238440	1-4
229076	9-2, 9-8	238441	1-4
229077	9-2, 9-8	2-474-010022	5-6, 5-8
229684	9-2	2-557-010009	9-20, 9-22, 9-34, 9-36, 9-38
229685	9-2	2-573-010037	8-4
229686	9-2	2-573-010198	8-4
229687	9-2	29SFFL 5811	4-2, 4-4, 9-14, 9-20, 9-22, 9-34, 9-36, 9-38
229695	9-24	4001060	1-10
229696	9-24	415	3-2, 3-6, 3-10, 3-14
229697	9-24	4K552	9-14
229698	9-24	5000	1-10, 3-22
229706	9-10	500171	2-5
229707	9-10	528933	7-4, 8-4
229708	9-10	528934	7-4, 8-4, 9-40
229709	9-10	528938	7-4, 8-4
229710	9-10, 9-16	6-102-010009	4-2
229711	9-10, 9-12, 9-16	7/16-14X1-3/4PB	4-2, 4-4
229712	9-10, 9-12, 9-16	70239854	1-2
229713	9-10, 9-12, 9-16	70260977	1-2, 8-4
229716	9-10, 9-16	71508985	5-6, 5-8
229717	9-38	71508988	5-6, 5-8
229718	9-24, 9-28, 9-34	71509000	5-8
229719	9-24, 9-28, 9-36	8-102-010012	9-14, 9-26, 9-30, 9-34, 9-36, 9-38
229720	9-24, 9-28, 9-38	8-102-010017	9-32
229721	9-24, 9-28, 9-38	8-102-010019	7-4
229722	9-2, 9-6		

8-102-010043 7-4, 9-4, 9-6, 9-14
8-105-010003 3-18
8-557-010149 1-2
8-573-010084 8-4
8-689-010006 4-2, 4-4
8-689-010007 4-2, 4-4
8-689-010008 4-2, 4-4
8-689-010009 4-2, 4-4
8-720-010011 9-14
8C520 9-20, 9-22, 9-34, 9-36, 9-38

T

TR575 1-4

W

W908409-4 3-2, 3-6

Instructions for Ordering Parts

**** Repair parts must be ordered through an Authorized Dealer ****

DEALER INSTRUCTIONS FOR ORDERING PARTS FROM LANDOLL PARTS DISTRIBUTION CENTER

Phone #: 800-423-4320 or 785-562-5381

Fax #: 888-527-3909

Order online: dealer.landoll.com

IDENTIFICATION PLATE

The identification plate, which lists the model number and serial number, is located on the front of the frame.

SERIAL NUMBER

The serial number is located on the identification plate.
The Following information will help decode the 9650 FC serial number

96H2220000 = xxmysssss

QR CODE DECAL

The 9600 series QR code decal, may be scanned to link you to the most current manuals, located on the front of the frame [See Figure 12-1](#)

xx	= model series (i.e. 96 for Field Cultivator)
m	= month of manufacture (ex. "H" means October. The letter I is not used.)
yy	= year manufactured (ex. "22" means 2022)
SSSSS	= Sequential number used to track warranty and service information.

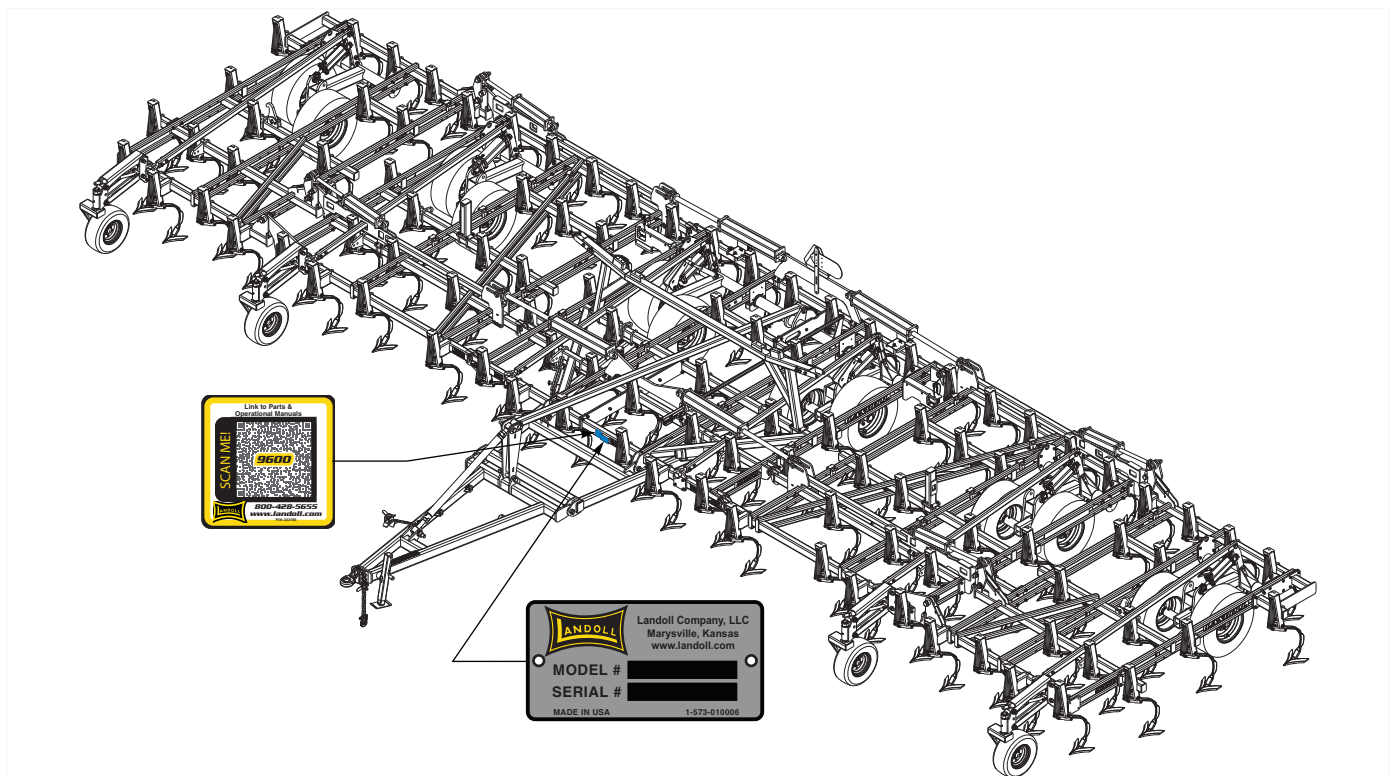


Figure 12-1: Identification Plate and Location

Manuals for 9650 Field Cultivator

Manual Number	Manual Type
F-632	Operator's Manual
F-633	Parts Manual

Document Control Revision Log:

Date	Form #	Improvement(s): Description and Comments
10/01/2010	F-633	Initial Release
12/04/2018	F-633-1218	Walking beam, removed bubbles, cylinder updates
02/05/2021	F-633-0221	Attachment and, shank updates
02/19/2021	F-633-0221	Fold bracket and lift assembly updates
10/07/2022	F-633-1022	Updated frame, hitch, hydraulic, electrical and decal drawings. Added QR and SIS 20 mph decals.



Intertek

Equipment from Landoll Company, LLC is built to exacting standards ensured by ISO 9001 registration at all Landoll manufacturing facilities.

Model 9650

Field Cultivator

Parts Manual

Re-Order Part Number F-606

LANDOLL COMPANY, LLC

1900 North Street

Marysville, Kansas 66508

(785) 562-5381

800-428-5655 ~ WWW.LANDOLL.COM



Copyright 2022. Landoll Company, LLC

“All rights reserved, including the right to reproduce this material or portions thereof in any form.”

