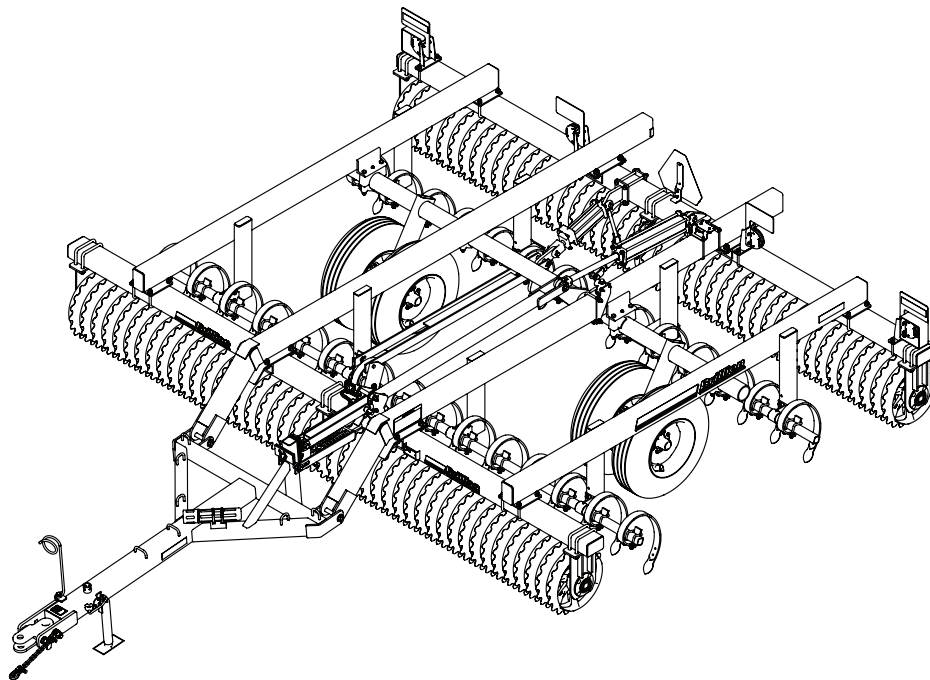




ML Rigid Pulvi-Mulcher
Models: 1483, 1643 and 1803
ML, MLS, MCL, MCLS, MLC, MLCS,
MCC, MCCS, MOOS
Parts Manual



LANDOLL COMPANY, LLC

1900 North Street

Marysville, Kansas 66508

(785) 562-5381

800-428-5655 ~ WWW.LANDOLL.COM

Manuals for ML Rigid Pulvi-Mulcher

Manual Number	Manual Type
1K044	Operator's Manual
1K045	Parts Manual

Table of Contents

1 Illustrated Parts List

Instructions for Ordering Parts	1-1
Frame	1-2
Drawbar - After July 2016	1-4
Drawbar - Prior to July 2016	1-6
Drawbar Assembly	1-8
Rockshaft and Wheels	1-10
Rockshaft Assembly	1-12
Hub and Spindle Assembly	1-13
Wheel Assembly	1-14
Independent Tooth Control, C-Tooth	1-16
Independent Tooth Control, S-Tine	1-18
Tooth Control, C-Tooth	1-20
Tooth Control, S-Tine	1-22
Frame Roller	1-24
Center Bracket Assembly	1-26
End Bracket Assembly	1-27
Wheel and Axle Assemblies, Notched	1-28
Wheel and Axle Assemblies, Crowfoot, Left-Hand	1-29
Wheel and Axle Assemblies, Crowfoot, Right-Hand	1-30
Wheel and Axle Assemblies, Optimizer	1-31
Axle Clamp Assembly	1-32
Pipe Axle Assembly	1-33
Hydraulic Diagram - 03/01/2003 and Prior	1-34
Hydraulic Diagram - 03/01/2003 and After	1-36
Hydraulic Diagram, Tooth Control	1-37
LED Lights Layout - After 01/01/2017	1-38
Lights - Prior to 01/01/2017	1-40
Scraper Kit, Optional Front and Standard on Rear - ML 1483	1-41
Scraper Kit, Optional Front and Standard on Rear - ML 1643	1-42
Scraper Kit, Optional Front and Standard on Rear - ML 1803	1-43
Rear Hitch - Optional	1-44
Land Leveler Kit - ML 1483 - Optional	1-45
Land Leveler Kit - ML 1643 - Optional	1-46
Land Leveler Kit - ML 1803 - Optional	1-47
V-Leveler Kit - ML 1803 and ML 1643 - Optional	1-48
V-Leveler Kit - ML 1483 - Optional	1-49

Hydraulic Cylinder, 3-1/2" x 16 - 08/01/1997 and Prior - Hydraulic Gear . . .	1-50
Hydraulic Cylinder, 3-1/2" x 16 - 08/01/1997 and Prior - Lion	1-51
Hydraulic Cylinder, 3-1/2" x 16 - 08/01/2000 and Prior - Hydraulic Gear . . .	1-52
Hydraulic Cylinder, 3-1/2" x 16 - 08/01/2000 to 01/15/2008 - Hydraulic Gear	1-53
Hydraulic Cylinder, 3-1/2" x 16 - 01/15/2008 and After - Lion	1-54
Hydraulic Cylinder, 3" x 8 - Cross	1-56
Hydraulic Cylinder, 3" x 8 - Prince	1-58
Decals	1-60

2 Glossary

3 Index

Illustrated Parts List

Instructions for Ordering Parts

**** Repair parts must be ordered through an authorized dealer ****

DEALER INSTRUCTIONS FOR ORDERING PARTS FROM LANDOLL PARTS DISTRIBUTION CENTER

PHONE #: 800-423-4320 OR 785-562-5381

FAX #: 888-527-3909

ORDER ONLINE: Dealer.landoll.com

IDENTIFICATION PLATE

See Figure 1-1 for the Identification Plate, which lists the model and serial number of the equipment. It is located on the left side of the Rigid Pulvi-Mulcher.

SERIAL NUMBER NOMENCLATURE

The serial number for the Rigid Pulvi-Mulcher is located on the identification plate. The following information will help decode the Landoll serial number.

PMD20000100=xxmyysss

xx	= model series (i.e. "PM" for all Pulvi-Mulchers)
m	= month of manufacture (ex. "D" means April. The letter I is not used.)
yy	= last digits of the year manufactured (ex. "20" means 2020)
sss	= Sequential number used to track warranty and service information.




Figure 1-1: Identification Plate

Frame

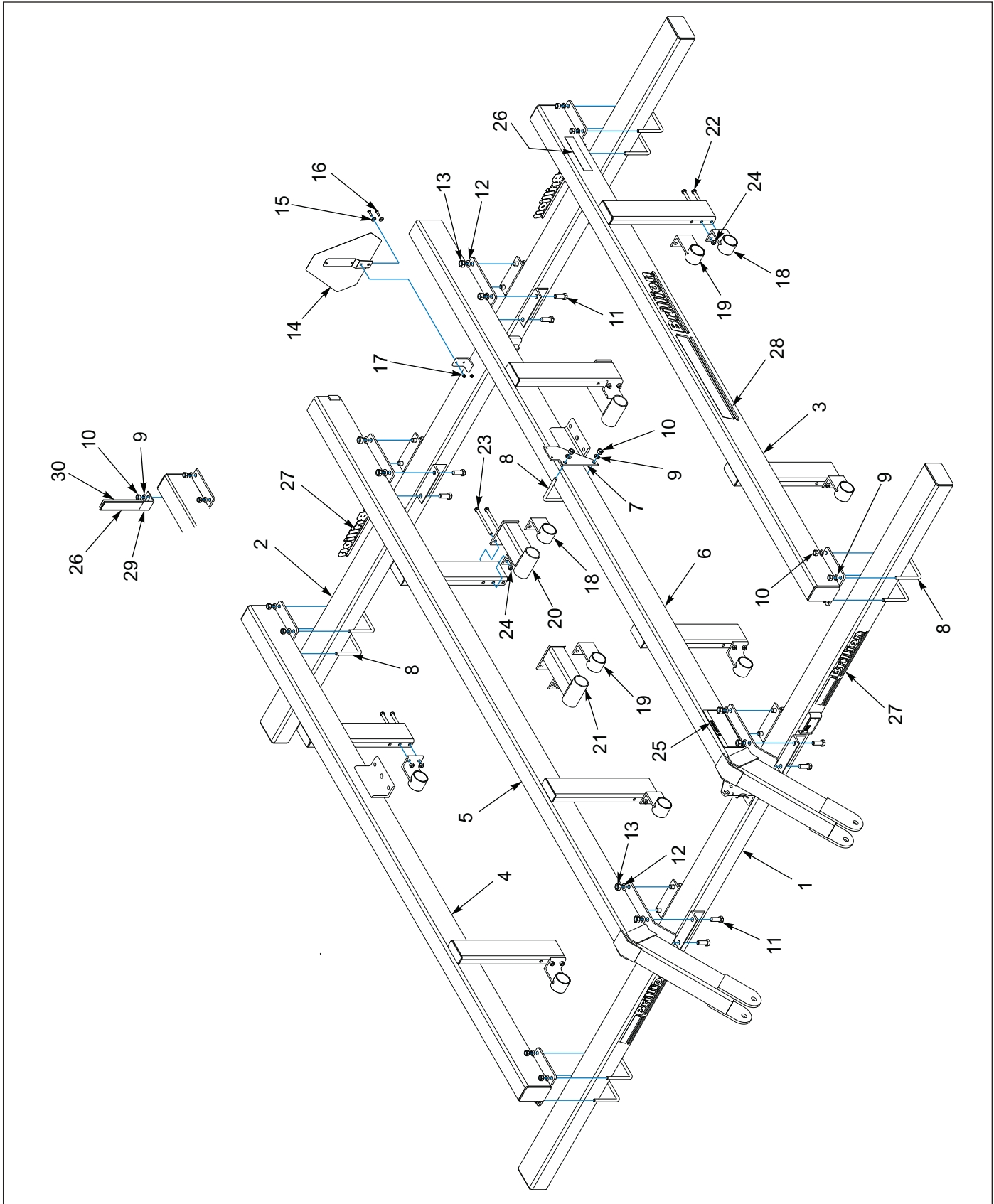


Figure 1-2: Frame

Frame

ITEM	PART NUMBER	DESCRIPTION	QUANTITY		
			1483	1643	1803
1	1K035	FRONT TUBE	1	--	--
1	1K033	FRONT TUBE	--	1	--
1	1K034	FRONT TUBE	--	--	1
2	1K036	REAR TUBE	1	--	--
2	1K037	REAR TUBE	--	1	--
2	1K038	REAR TUBE	--	--	1
3	9J103	LH OUTER FRAME TUBE	1	1	1
4	9J104	RH OUTER FRAME TUBE	1	1	1
5	1K041	R.H. INNER FRAME TUBE	1	1	1
6	1K040	L.H. INNER FRAME TUBE	1	1	1
7	9J187	BRACKET	1	1	1
8	7J990	U-BOLT 5/8-11 X 5-1/2 X 6-11/16	9	9	9
9	1-861-010034-15	WASHER, LKG, HLCL SPR, 5/8	18	18	18
10	1C392	NUT, HEX 5/8-11 ZP	18	18	18
11	1D424	SCREW, HEX CAP 3/4-10UNC X 2 GR5, ZP	16	16	16
12	1C211	WASHER, LKG, HLCL SPR, 3/4	16	16	16
13	1C210	NUT HEX 3/4-10, ZP	16	16	16
14	2P151	SMV W/BRACKET	1	1	1
15	3C127	WASHER, FL 5/16 STD, ZP	2	2	2
16	6D037	HHCS, 5/16-18X1 GR5, ZP	2	2	2
17	6C748	NUT NY-LOCK 5/16-18, ZP	2	2	2
18	9J090	BRACKET, C-TOOTH	8	8	6
19	9J091	BRACKET, S-TINE	8	8	6
20	3K074	BRACKET, C-TOOTH	--	--	2
21	3K073	BRACKET, S-TINE	--	--	2
22	1C675	SCREW, HEX CAP 1/2-13UNC X 6, GR5	16	16	12
23	3C910	SCREW, HX CAP 1/2-13UNC X 6-1/2, G5	--	--	4
24	5C392	NUT, HEX SLFLKG, 1/2-13 GRB	16	16	16
25	8J309	DECAL,CAUTION	1	1	1
26	528934	REFLECTOR - YELLOW	4	4	4
27	4K036	DECAL,BRILLION (2 3/4 X 20)	4	4	4
28	4K039	DECAL,BRILLION (3 1/2 X 40)	2	2	2
29	1K089	DECAL BRACKET (PRIOR TO JANUARY 2017)	2	2	2
30	528933	REFLECTOR - RED	2	2	2

ILLUSTRATED PARTS LIST

Drawbar - After July 2016

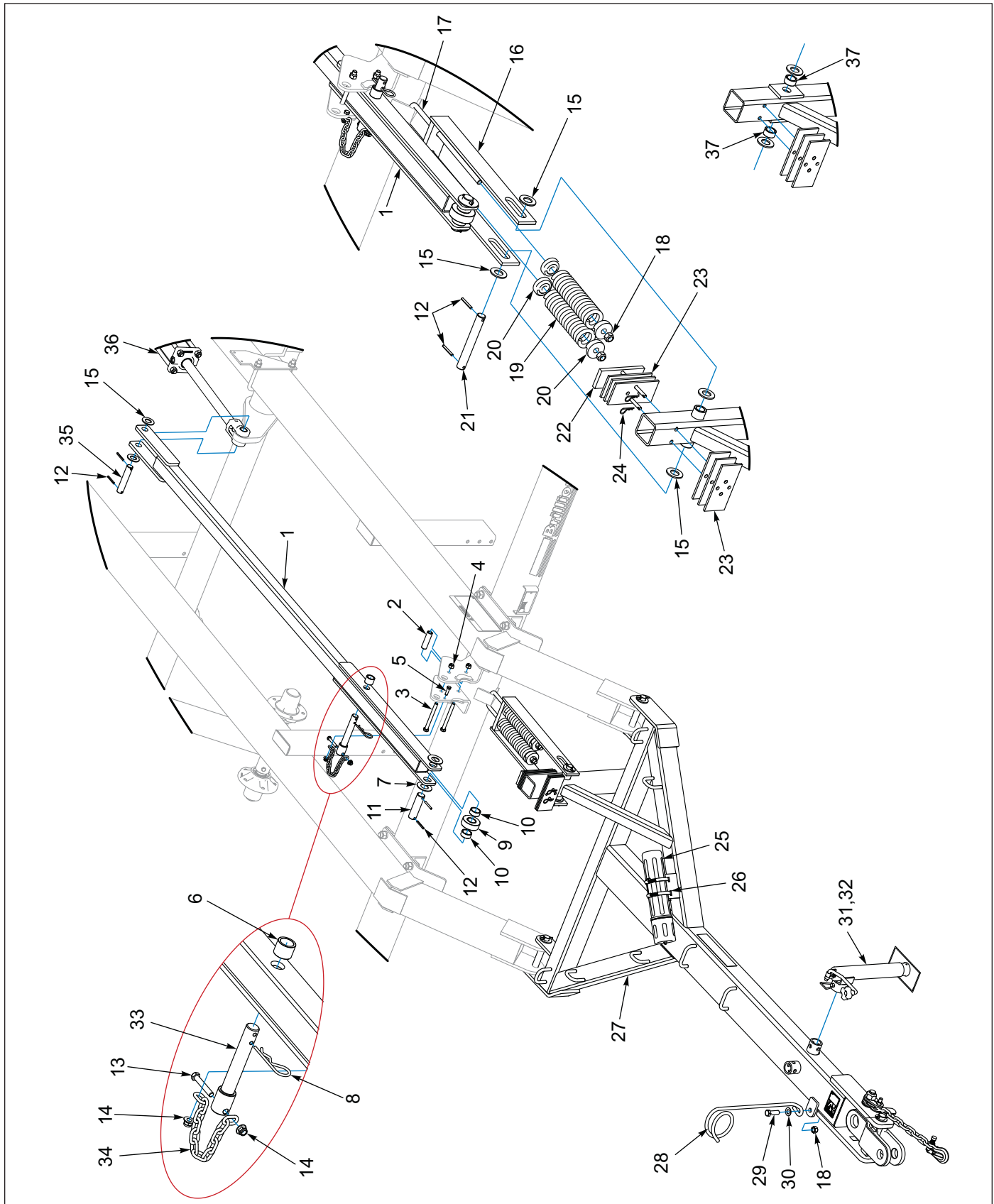


Figure 1-3: Drawbar - After July 2016

Drawbar - After July 2016

ITEM	PART NUMBER	DESCRIPTION	QTY
1	201436	LINK, TRANSPORT AXLE	1
2	8J118	SPACER (0.546 X 0.84 X 3.0)	1
3	1-654-010055-15	SCR,HX CP, 1/2-13UNC X 5 GR5	2
4	1-512-010005-09	NUT, HEX SLFLKG, 1/2-13 GRB	2
5	1-654-010051-06	SCREW, HEX CAP 3/8-16UNC X 1-1/4	1
6	9J278	SPACER (1.031 X 1.375 X 1.063)	1
7	196120	WASHER, THRUST SS 1-1/4 12 GA	2
8	1D594	HAIR PIN COTTER .78 X 3-9/16	1
9	3J512	ROLLER ASSEMBLY	1
10	8J085	SPACER (1.375 X 1.66 X 0.688)	2
11	2P071	PIN, 1.25 X 4.5	1
12	1-647-010004221	ROLL PIN 1/4 X 2 PLATED	6
13	1-654-010051-10	SCREW, HX CP 3/8-16 X 2-1/4 GR5	1
14	2P252	NUT, FLANGE LOCK 3/8-16	2
15	1-861-010032-24	WASHER FL 1IN NARROW ZP	6
16	8J104	SPRING LINKAGE	1
17	8J163	U-BOLT, 5/8-11 X 16 X 2-3/4, ZP	1
18	1-512-010005-13	NUT LOCK 5/8-11 GRB ZP	3
19	6J460	COMPRESSION SPRING	2
20	6J459	CAP (PAINTED BLACK)	4
21	6J045	CYLINDER PIN (1.0 X 7.5 H2)	1
22	8J113	BUMPER	1
23	8J903	SPACER	6
24	6C400	HAIR PIN COTTER	2
25	1-116-010019	MANUAL STORAGE CANISTER	1
26	105-0093	HOSE CLAMP 4-1/2 IDEAL #5264	2
27	1K188	DRAWBAR ASSEMBLY (SEE FIGURE 1-5)	1
28	6D333	HOSE SUPPORT	1
29	1-654-010059-05	BOLT 5/8-11 X 2 GR5, ZP	1
30	1-861-010032-18	WASHER FL 5/8 SAE ZP	1
31	3J880	DRAWBAR JACK	1
32	6K458	9/16 JACK PIN W/CHAIN & SCREW	1
33	201439	PIN,TRANSPORT LINK	1
34	201440	CHAIN,3/16 PROOF 12 LINKS	1
35	5J571	PIN (1 X 5-1/16)	1
36	6K843	HYD CYLINDER - 3 1/2 X 16 (SEE FIGURE 1-41)	2
37	8J212	SPACER (1.031 X 1.375 X 0.688) (PRIOR TO JANUARY 2017)	2

Drawbar - Prior to July 2016

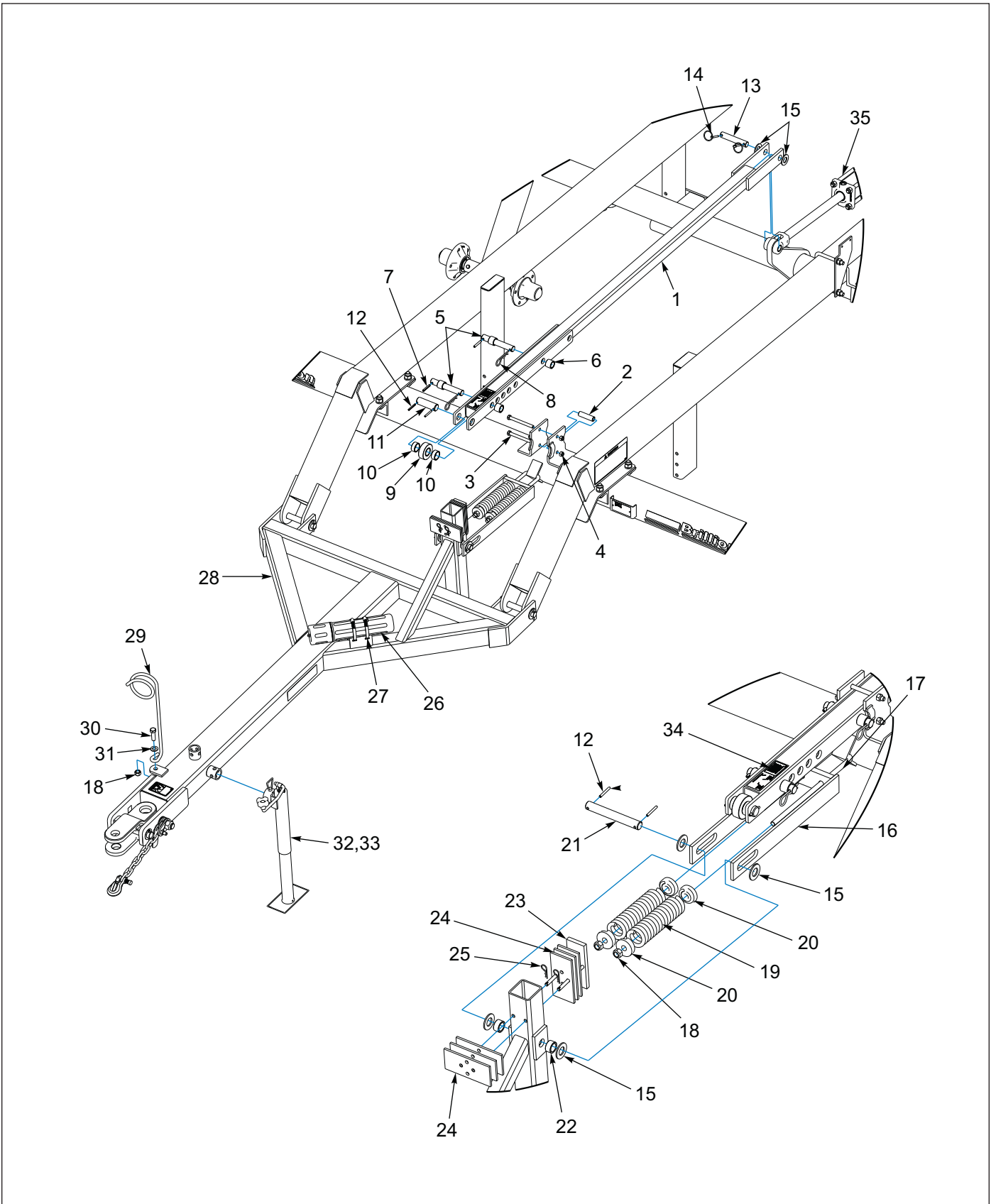


Figure 1-4: Drawbar - Prior to July 2016

Drawbar - Prior to July 2016

ITEM	PART NUMBER	DESCRIPTION	QTY
1	8J083	LINK	1
2	8J118	SPACER (0.546 X 0.84 X 3.0)	1
3	1-654-010055-15	SCR, HX CP, 1/2-13UNC X 5, GR5	2
4	1-512-010005-09	NUT, HEX SLFLKG, 1/2-13 GRB	2
5	6J580	PIN (1.0 X 6.5 H2)	2
6	9J278	SPACER (1.031 X 1.375 X 1.063)	4
7	147072	ROLL PIN 5/16 X 2"	2
8	1D594	HAIR PIN COTTER .78 X 3-9/16	2
9	3J512	ROLLER ASSEMBLY	1
10	8J085	SPACER (1.375 X 1.66 X 0.688)	2
11	4J549	HINGE PIN (1.25 X 4.0 H2)	1
12	1-647-010004221	ROLL PIN 1/4 X 2 PLATED	4
13	5J768	PIN (1.0 X 5.50 H2)	1
14	1-557-010327	KLIK PIN 1/4 X 1-1/4	2
15	1-861-010032-24	WASHER FL 1IN NARROW ZP	6
16	8J104	SPRING LINKAGE	1
17	8J163	U-BOLT 5/8-11 X 16 X 2-3/4 ZP	1
18	1-512-010005-13	NUT LOCK 5/8-11 GRB ZP	3
19	6J460	COMPRESSION SPRING	2
20	6J459	CAP (PAINTED BLACK)	4
21	6J045	CYLINDER PIN (1.0 X 7.5 H2)	1
22	8J212	SPACER (1.031 X 1.375 X 0.688)	2
23	8J113	BUMPER	1
24	8J903	SPACER	6
25	6C400	HAIR PIN COTTER	2
26	1-116-010019	MANUAL STORAGE CANISTER	1
27	105-0093	HOSE CLAMP 4-1/2 IDEAL #5264	2
28	1K188	DRAWBAR ASSEMBLY (SEE FIGURE 1-5)	1
29	6D333	HOSE SUPPORT	1
30	1-654-010059-05	BOLT 5/8-11 X 2 GR5 ZP	1
31	1-861-010032-18	WASHER FL 5/8 SAE ZP	1
32	3J880	DRAWBAR JACK	1
33	6K458	9/16 JACK PIN W/CHAIN & SCREW	1
34	9J257	'IMPORTANT' DECAL	1
35	6K843	HYD CYLINDER - 3 1/2 X 16 (SEE FIGURE 1-41)	2

Drawbar Assembly

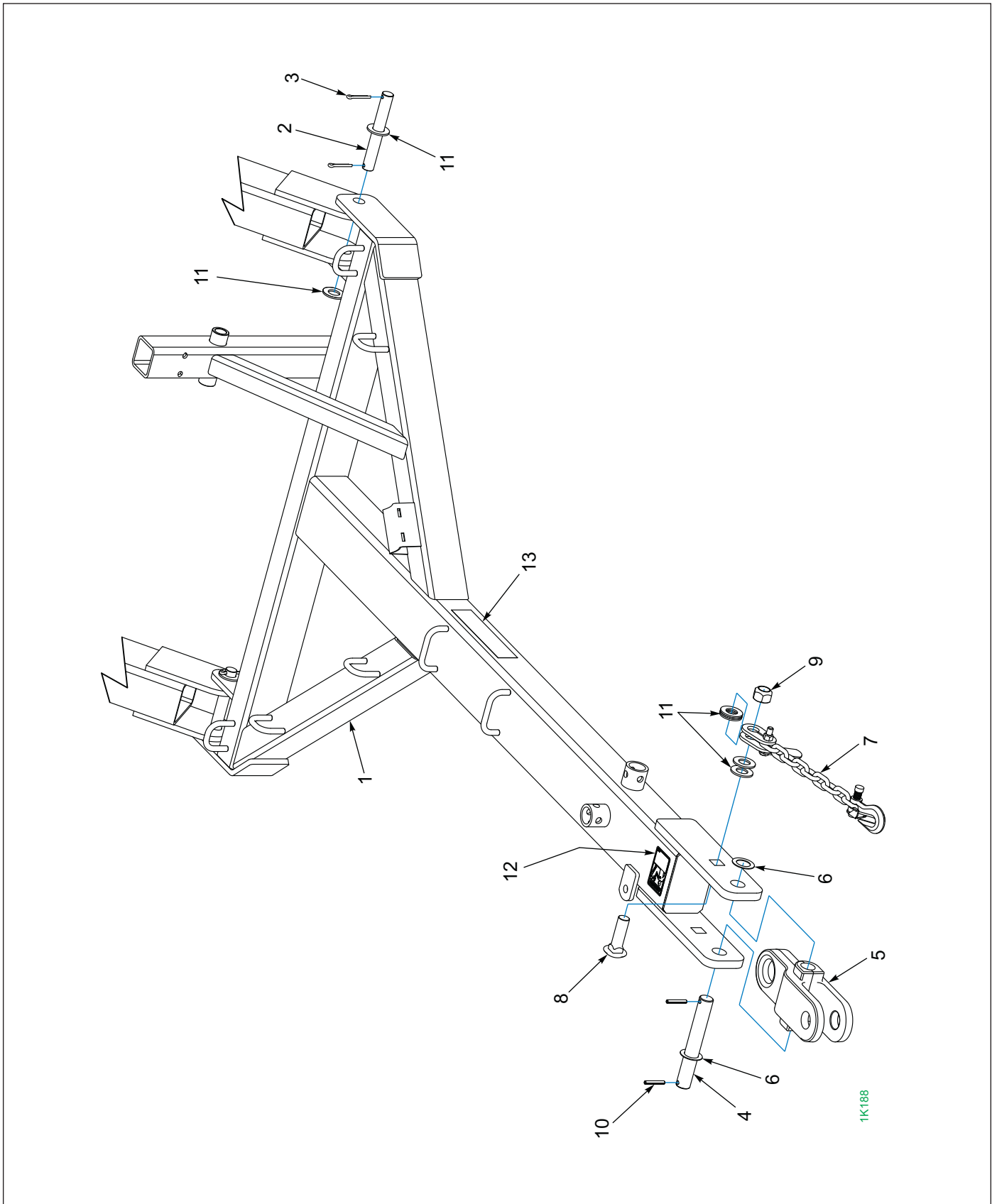


Figure 1-5: Drawbar Assembly

Drawbar Assembly

ITEM	PART NUMBER	DESCRIPTION	QTY
	1K188	DRAWBAR ASSEMBLY	
1	1K181	DRAWBAR	1
2	4D100	DRAWBAR MOUNTING PIN (1.0 X 7.438 H2)	2
3	4C446	COTTER PIN (1/4 X 1-1/2, ZP)	4
4	3J496	PIN (1.25 X 8.75 H2)	1
5	2J858	HITCH (7002826)	1
6	8D857	WASHER SPECIAL (1.281 X 2.0 X 16GA)	2
7	141434	SAFETY CHAIN 21,000LB	1
8	151508	SCREW, HX CP 1-8UNC X 3-1/2 GR5 (PRIOR TO 07/15/2011)	1
8	169561	SCREW, RD HD, SQ NCK1-8 X 3-1/4, GR5 (AFTER 07/15/2011)	1
9	1-512-010005-19	NUT 1-8 HEX SLF-LOCKING GRB	1
10	4C858	ROLL PIN 5/16 X 2"	2
11	1-861-010032-24	WASHER FL 1 IN NARROW ZP	9
12	3K706	DECAL-WARNING HYDRAULIC LEAKS	1
13	528934	REFLECTOR - YELLOW	2

Rockshaft and Wheels

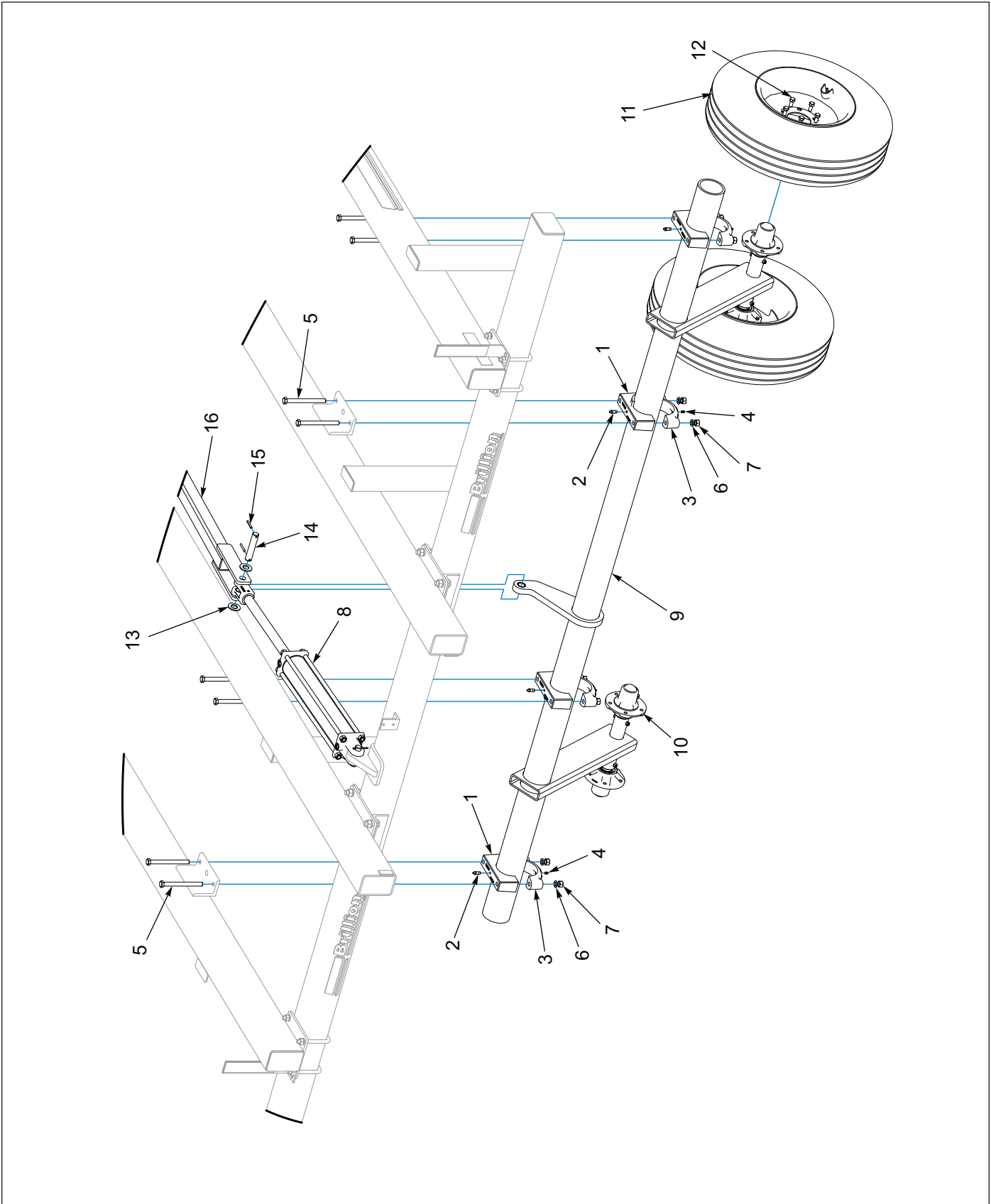


Figure 1-6: Rockshaft and Wheels

Rockshaft and Wheels

ITEM	PART NUMBER	DESCRIPTION	QTY
1	9D653	AXLE BEARING ASSEMBLY (809D654) (INCLUDES ITEM 2)	4
2	2C643	GREASE FITTING (1/8PTF X 1.25)	1
3	6D309	AXLE TOP BEARING ASSEMBLY (INCLUDES ITEM 4)	4
4	1C023	FITTING, GREASE (3/8 DRIVE)	1
4	1-298-010001-1	ZERK FITTING 1/4 SAE	1
5	9C059	SCREW HX CP, 5/8-11UNC X 7, GR5	8
6	1-861-010034-15	WASHER, LKG, HLCL SPR, 5/8	8
7	1C392	NUT, HEX 5/8-11 ZP	8
8	6K843	HYD CYLINDER - 3 1/2 X 16 (SEE FIGURE 1-41)	2
9	9J088	ROCK SHAFT (SEE FIGURE 1-7)	1
10	1J398	HUB & SPINDLE ASSEMBLY (SEE FIGURE 1-8)	4
11	6K926	WHEEL 8J790/NO TUBE/6J189 (SEE FIGURE 1-9)	4
12	5C100	WHEEL BOLT 1/2-20 X 1 GR5, ZP	20
13	1-861-010032-24	WASHER FL 1IN NARROW ZP	2
14	5J571	PIN (1 X 5-1/16)	1
15	1-647-010004221	ROLL PIN 1/4 X 2 PLATED	2
16	201436	LINK, TRANSPORT AXLE	1

Rockshaft Assembly

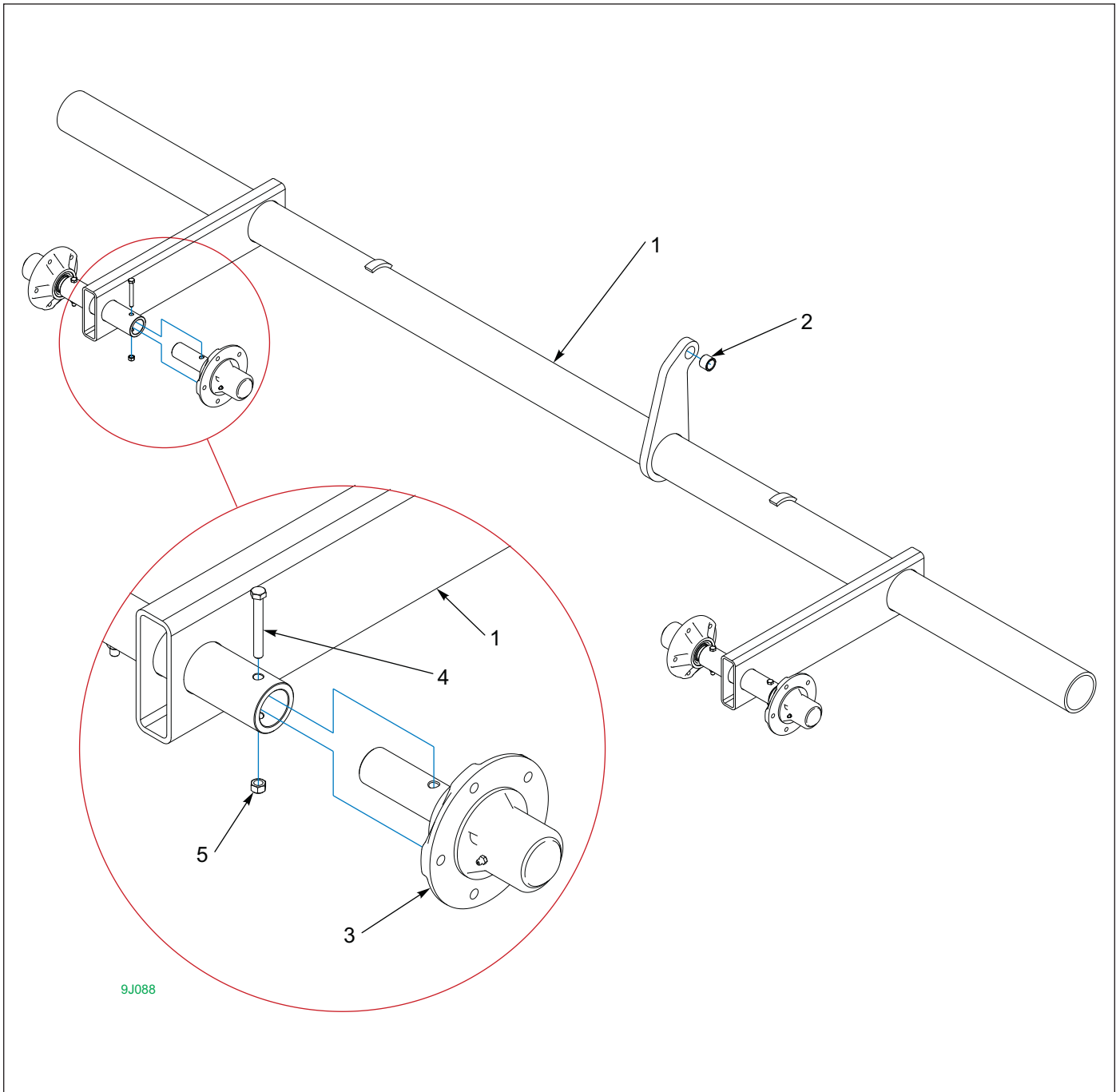


Figure 1-7: Rockshaft Assembly

Rockshaft Assembly

ITEM	PART NUMBER	DESCRIPTION	QTY
	9J088	ROCK SHAFT	
1	168359	ROCKSHAFT WELDMENT (INCLUDES ITEM 2)	1
2	1K892	BUSHING	1
3	1J398	HUB & SPINDLE ASSEMBLY (SEE FIGURE 1-8)	4
4	1-654-010051-13	SCREW, HX CP 3/8-16UNC X 3,GR5	4
5	1-512-010005-05	NUT, HEX SLFLKG GR8 3/8-16	4

Hub and Spindle Assembly

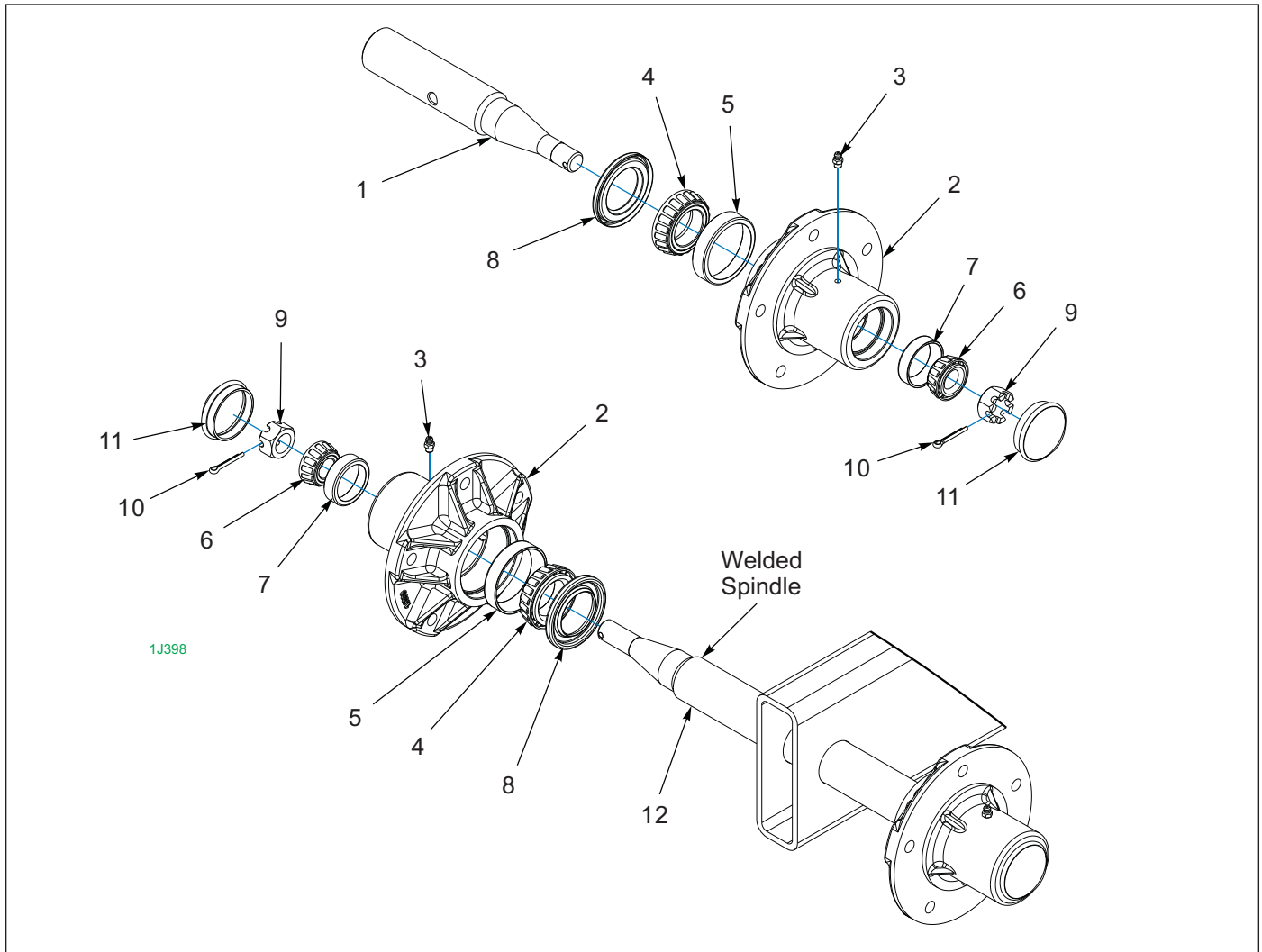


Figure 1-8: Hub and Spindle Assembly

Hub and Spindle Assembly

ITEM	PART NUMBER	DESCRIPTION	QTY
	1J398	HUB & SPINDLE ASSEMBLY	
1	1J377	SPINDLE	1
2	1J390	WHEEL HUB - 5 BOLT (7001586)	1
3	9D923	GREASE FITTING (1/8NPT) (PRIOR TO 11/15/2011)	1
3	1-298-010001-1	ZERK FITTING 1/4 SAE (AFTER 11/15/2011)	1
4	5C480	CONE, BEARING (TIMKEN LM48548)	1
5	5C479	CUP, BEARING (TIMKEN LM48510)	1
6	5C911	CONE, BEARING (TIMKEN LM11949)	1
7	5C912	CUP, BEARING (TIMKEN LM11910)	1
8	1D273	SEAL (SINGLE LIP)	1
9	3C173	NUT HX SLOT 3/4-16 HSN	1
10	3C350	COTTER PIN 5/32 X 1	1
11	1J463	HUB CAP	1
12	8J023	SPINDLE (SOLD SEPERATELY) (FOR ROCKSHAFTS WITH SPINDLES WELDED IN PLACE)	1

Wheel Assembly

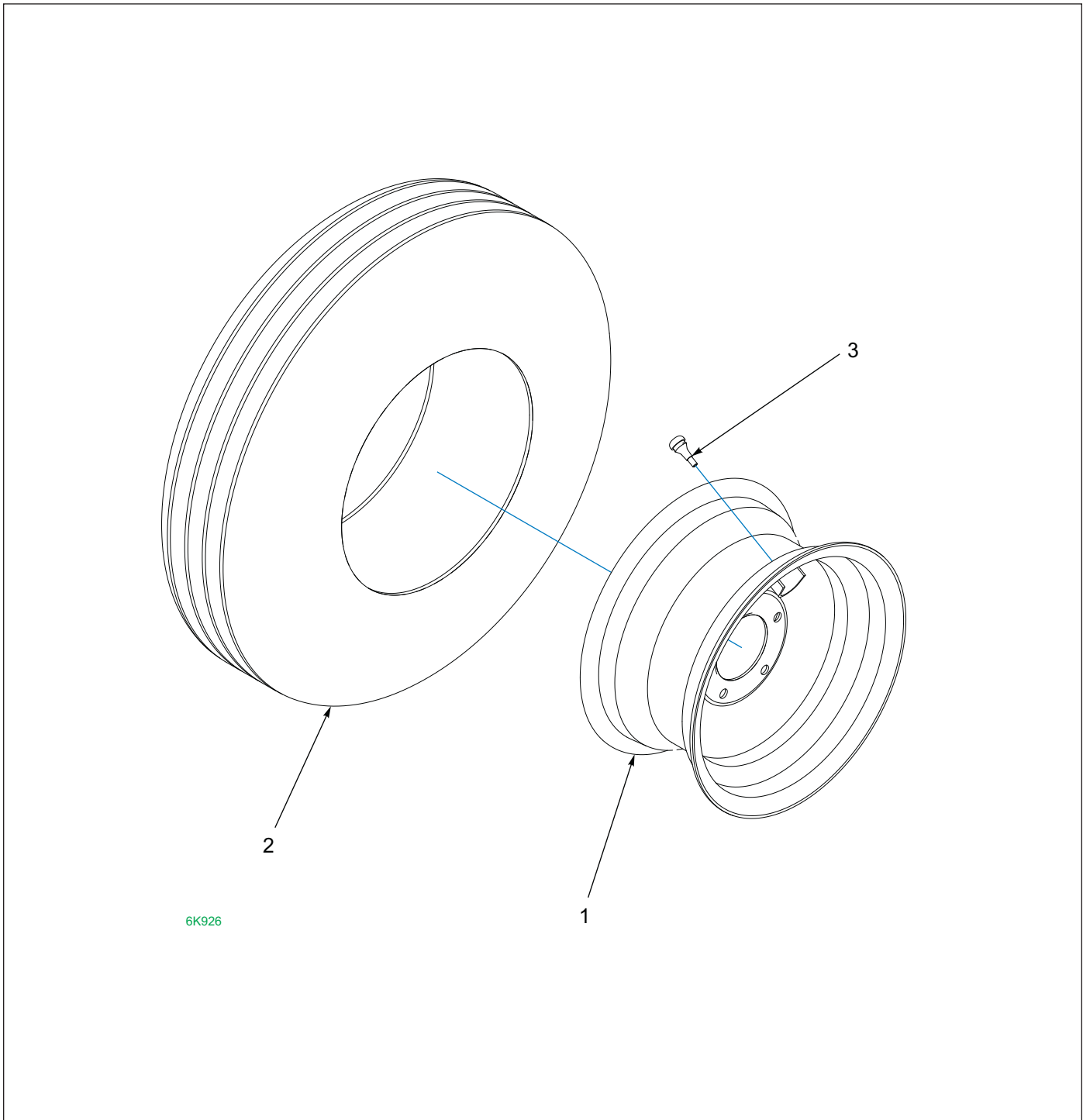


Figure 1-9: Wheel Assembly

Wheel Assembly

ITEM	PART NUMBER	DESCRIPTION	QTY
	6K926	WHEEL 8J790/NO TUBE/6J189	
1	6J189	WHEEL - 15 X 8LB - 5 BOLT	1
2	8J790	TIRE - 9.5L X 15 - 6 PLY	1
3	8J792	VALVE STEM-TUBELESS	1

Independent Tooth Control, C-Tooth

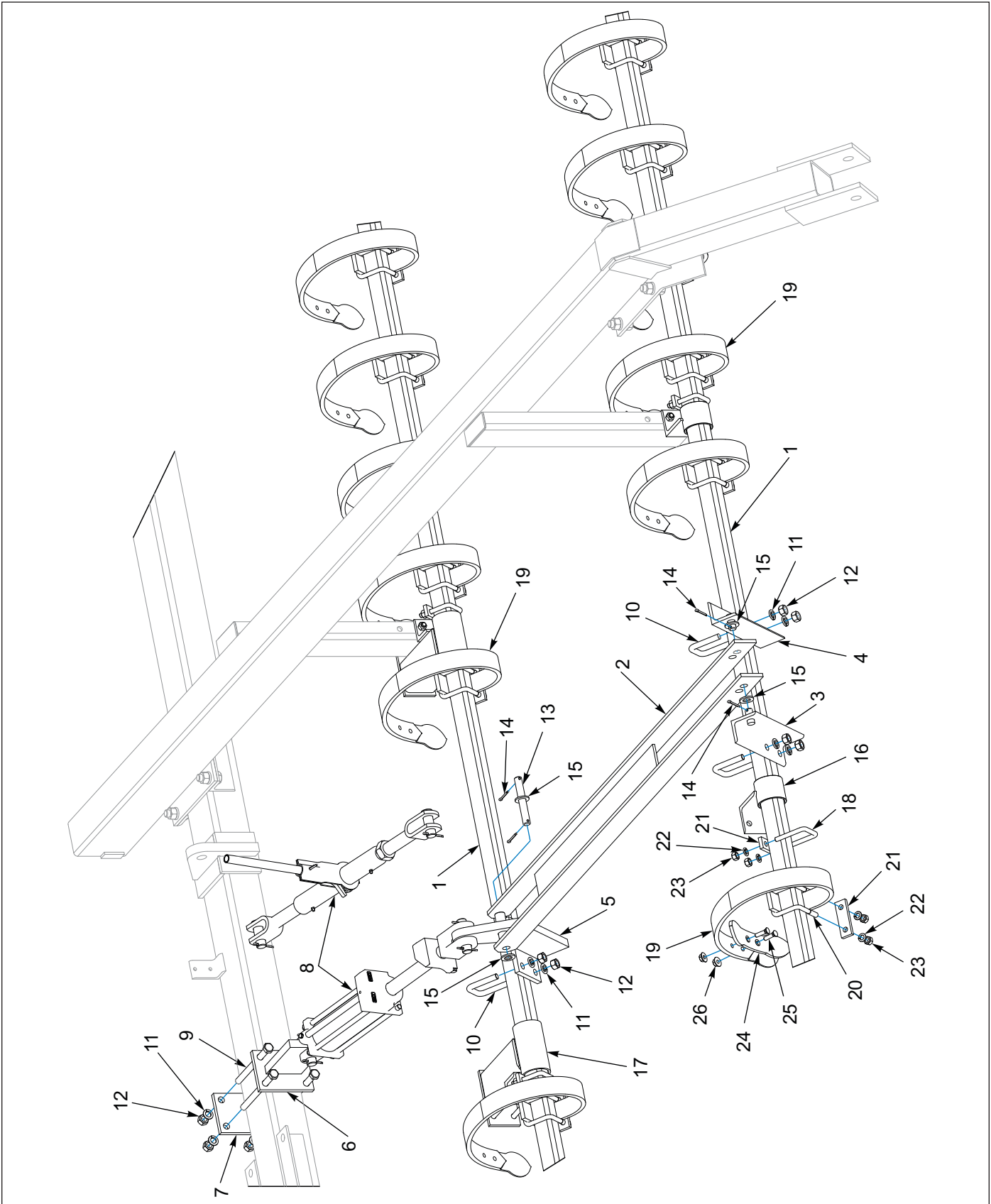


Figure 1-10: Independent Tooth Control, C-Tooth

Independent Tooth Control, C-Tooth

ITEM	PART NUMBER	DESCRIPTION	QUANTITY		
			1483	1643	1803
1	8J073	TOOTH TUBE (2 X 150)	2	--	--
1	8J129	TOOTH TUBE (2 X 162)	--	2	--
1	7J998	TOOTH TUBE (2 X 174)	--	--	2
2	2K672	LINKAGE	1	1	1
3	9J096	BRACKET, C-TOOTH FRONT (USED ON RIGHT SIDE)	1	1	1
4	9J120	BRACKET, C-TOOTH FRONT (USED ON LEFT SIDE)	1	1	1
5	9J218	TOOTH CONTROL BRACKET	1	1	1
6	9J216	BRACKET	1	1	1
7	9J214	PLATE PAINT RED	1	1	1
8	7J237	RATCHET JACK (WITH HANDLE)	1	1	1
8	3J603	HYDRAULIC CYLINDER (3 X 8) (SEE PAGES 1-56 AND 1-58)	1	1	1
9	7D040	SCREW, HEX CAP, 5/8-11UNC X 8 ,GR5	4	4	4
10	2J094	U-BOLT 5/8-11 X 3-3/8 X 2-5/8	4	4	4
11	1-861-010034-15	WASHER, LKG, HLCL SPR, 5/8	12	12	12
12	1C392	NUT, HEX 5/8-11, ZP	12	12	12
13	9J111	PIN (0.75 X 5.313 H2)	1	1	1
14	1C788	PIN COTTER 3/16 X 1-1/2	4	4	4
15	2C458	WASHER FL 3/4 SAE, ZP	4	4	4
16	9J090	BRACKET,C-TOOTH	8	8	8
17	3K074	BRACKET,C-TOOTH	--	--	2
18	5D921	U-BOLT 1/2-13 X 3-1/4 X 2-5/8	4	4	4
19	9D662	SPRING TOOTH - REPLACES 5C004	23	27	29
20	8J172	TOOTH CLAMP	23	27	29
21	5C078	CLAMP STRAP	27	31	33
22	1C109	WASHER, LOCK 1/2, ZP	54	62	66
23	1C390	NUT HEX 1/2-13, ZP	54	62	66
24	4D386	REVERSIBLE POINT	1	1	1
25	2C628	PLOW BOLT 3/8-16 X 1-1/2 SQ NK	2	2	2
26	5J616	FLANGE LOCK NUT 3/8-16	2	2	2

Independent Tooth Control, S-Tine

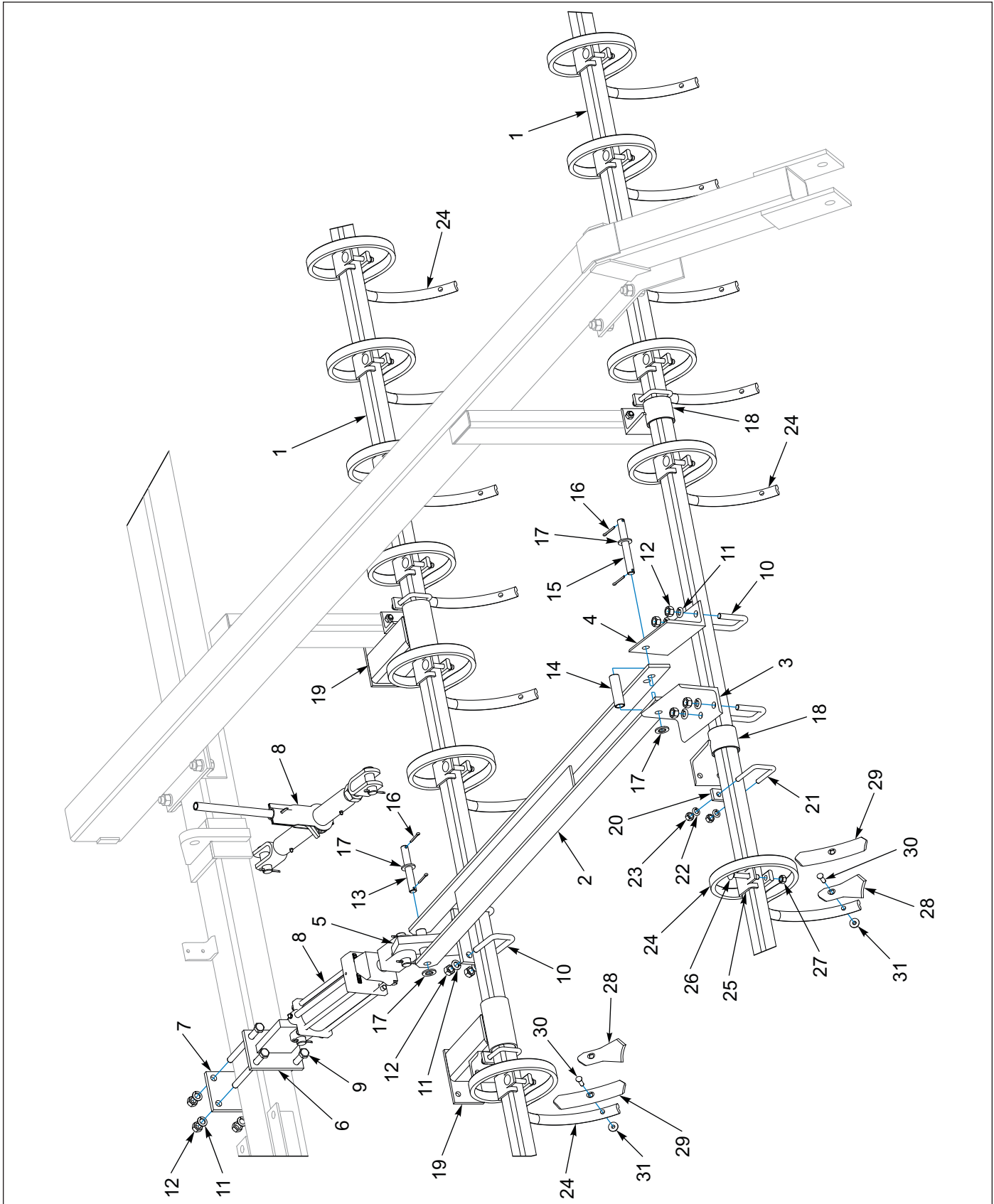


Figure 1-11: Independent Tooth Control, S-Tine

Independent Tooth Control, S-Tine

ITEM	PART NUMBER	DESCRIPTION	QUANTITY		
			1483	1643	1803
1	8J073	TUBE (2 X 150)	2	--	--
1	8J129	TUBE (2 X 162)	--	2	--
1	7J998	TUBE (2 X 174)	--	--	2
2	2K672	LINKAGE	1	1	1
3	9J109	ANGLE, S-TINE RH	1	1	1
4	9J108	ANGLE, S-TINE LH	1	1	1
5	9J220	TOOTH CONTROL BRACKET	1	1	1
6	9J216	BRACKET	1	1	1
7	9J214	PLATE PAINT RED	1	1	1
8	7J237	RATCHET JACK (WITH HANDLE)	1	1	1
8	3J603	HYDRAULIC CYLINDER (3 X 8) (SEE PAGES 1-56 AND 1-58)	1	1	1
9	7D040	SCREW, HEX CAP, 5/8-11UNC X 8, GR5	4	4	4
10	2J094	U-BOLT 5/8-11 X 3-3/8 X 2-5/8	4	4	4
11	1-861-010034-15	WASHER, LKG, HLCL SPR, 5/8	12	12	12
12	1C392	NUT, HEX 5/8-11 ZP	12	12	12
13	9J111	PIN (0.75 X 5.313 H2)	1	1	1
14	9J112	SPACER (0.824 X 1.05 X 3.5)	1	1	1
15	9J110	PIN (0.75 X 6.313 H2)	1	1	1
16	1C788	PIN COTTER 3/16 X 1-1/2	4	4	4
17	2C458	WASHER FL 3/4 SAE, ZP	4	4	4
18	9J091	BRACKET, S-TINE	6	6	6
19	3K073	BRACKET, S-TINE	--	--	2
20	5C078	CLAMP STRAP	4	4	4
21	5D921	U-BOLT 1/2-13 X 3-1/4 X 2-5/8	4	4	4
22	1C109	WASHER, LOCK 1/2, ZP	8	8	8
23	1C390	NUT HEX 1/2-13 ZP	8	8	8
24	1J887	S-TINE, 10mm X 32mm (PRIOR TO 01/01/1993)	23	27	29
24	5J609	S-TINE, 12mm X 32mm (AFTER 01/01/1993)	23	27	29
25	1J834	CLAMP (PRIOR TO 01/01/1993)	23	27	29
25	5J080	CLAMP (AFTER 01/01/1993)	23	27	29
26	2J241	SCREW 7/16-14NC X 3-1/2RDHD SQNK (PRIOR TO 01/01/1993)	23	27	29
26	5J082	CARRIAGE BOLT (1/2-13 X 3-1/2 GR5, ZP) (AFTER 01/01/1993)	23	27	29
27	1D014	NUT HEX SLF-LKG 7/16-14 GRB (PRIOR TO 01/01/1993)	23	27	29
27	5C392	NUT, HEX SLFLKG, 1/2-13 GRB (AFTER 01/01/1993)	23	27	29
28	7D014	DUCKFOOT POINT	23	27	29
29	2J155	HEAVY DUTY REVERSIBLE POINT	23	27	29
30	7D728	CULTIVATOR BOLT (3/8-16 X 1-3/4 GR5, #8 HEAD)	23	27	29
31	5J616	FLANGE LOCK NUT 3/8-16	23	27	29

Tooth Control, C-Tooth

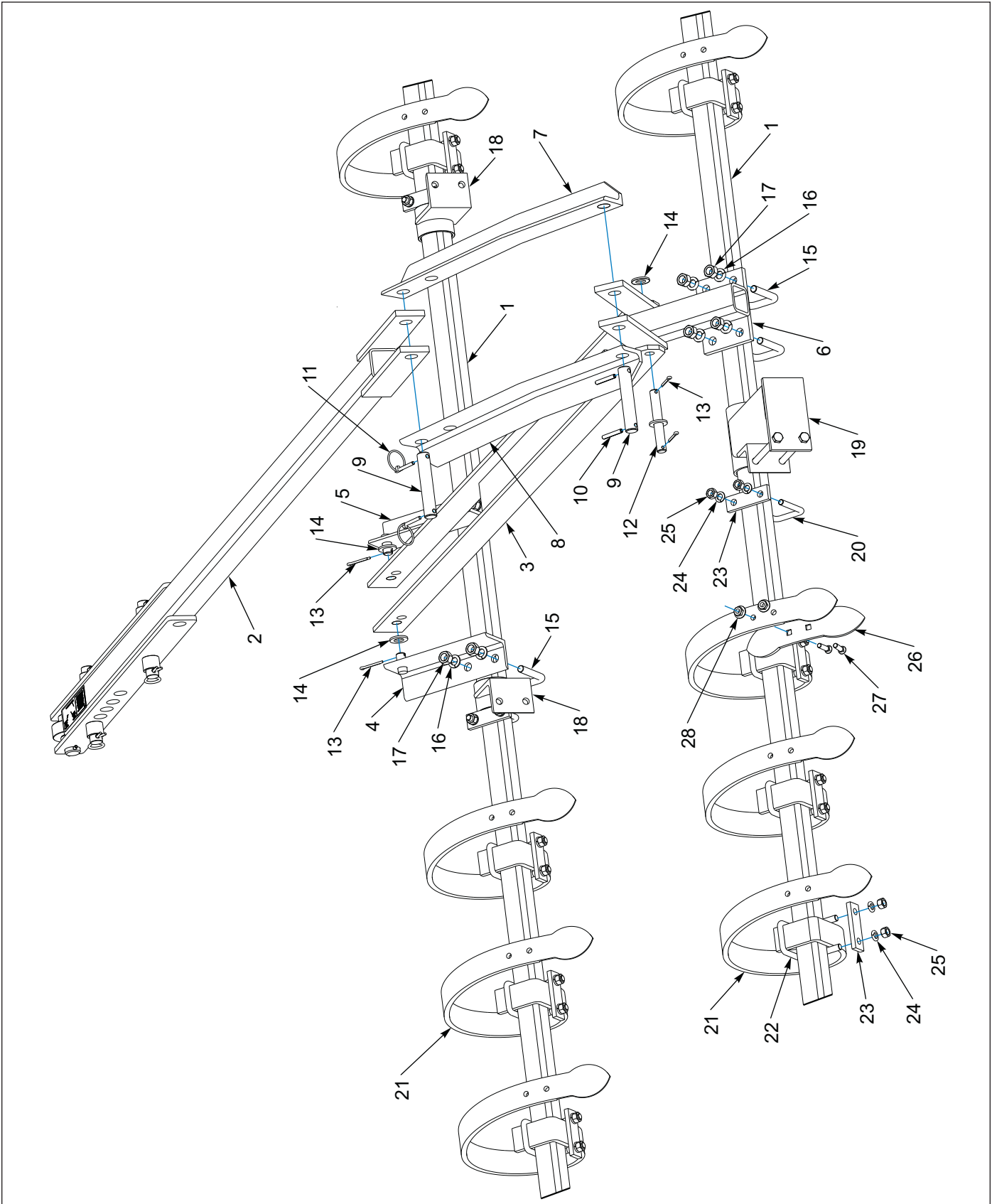


Figure 1-12: Tooth Control, C-Tooth

Tooth Control, C-Tooth

ITEM	PART NUMBER	DESCRIPTION	QUANTITY		
			1483	1643	1803
1	8J073	TUBE (2 X 150)	2	--	--
1	8J129	TUBE (2 X 162)	--	2	--
1	7J998	TUBE (2 X 174)	--	--	2
2	8J083	LINK	1	1	1
3	2K672	LINKAGE	1	1	1
4	9J096	BRACKET, C-TOOTH FRONT (USED ON LEFT SIDE)	1	1	1
5	9J120	BRACKET, C-TOOTH FRONT (USED ON RIGHT SIDE)	1	1	1
6	9J107	REAR BRACKET	1	1	1
7	9J146	LINK, C-TOOTH (RIGHT HAND)	1	1	1
8	9J145	LINK, C-TOOTH (LEFT HAND)	1	1	1
9	5J768	PIN (1.0 X 5.50 H2)	2	2	2
10	4C858	ROLL PIN 5/16 X 2"	2	2	2
11	5D110	KLIK PIN 1/4 X 1-1/4	2	2	2
12	9J111	PIN (0.75 X 5.313 H2)	1	1	1
13	1C788	PIN COTTER 3/16 X 1-1/2	4	4	4
14	2C458	WASHER FL 3/4 SAE, ZP	4	4	4
15	2J094	U-BOLT 5/8-11 X 3-3/8 X 2-5/8	4	4	4
16	1-861-010034-15	WASHER, LKG, HLCL SPR, 5/8	8	8	8
17	1C392	NUT, HEX 5/8-11, ZP	8	8	8
18	9J090	BRACKET, C-TOOTH	8	8	6
19	3K074	BRACKET, C-TOOTH	--	--	2
20	5D921	U-BOLT 1/2-13 X 3-1/4 X 2-5/8	4	4	4
21	9D662	SPRING TOOTH - REPLACES 5C004	23	27	29
22	8J172	TOOTH CLAMP	23	27	29
23	5C078	CLAMP STRAP	27	31	33
24	1C109	WASHER, LOCK 1/2, ZP	54	62	66
25	1C390	NUT HEX 1/2-13 ZP	54	62	66
26	4D386	REVERSIBLE POINT	1	1	1
27	2C628	PLOW BOLT 3/8 X 1-1/2 SQ NK	2	2	2
28	5J616	FLANGE LOCK NUT 3/8-16	2	2	2

Tooth Control, S-Tine

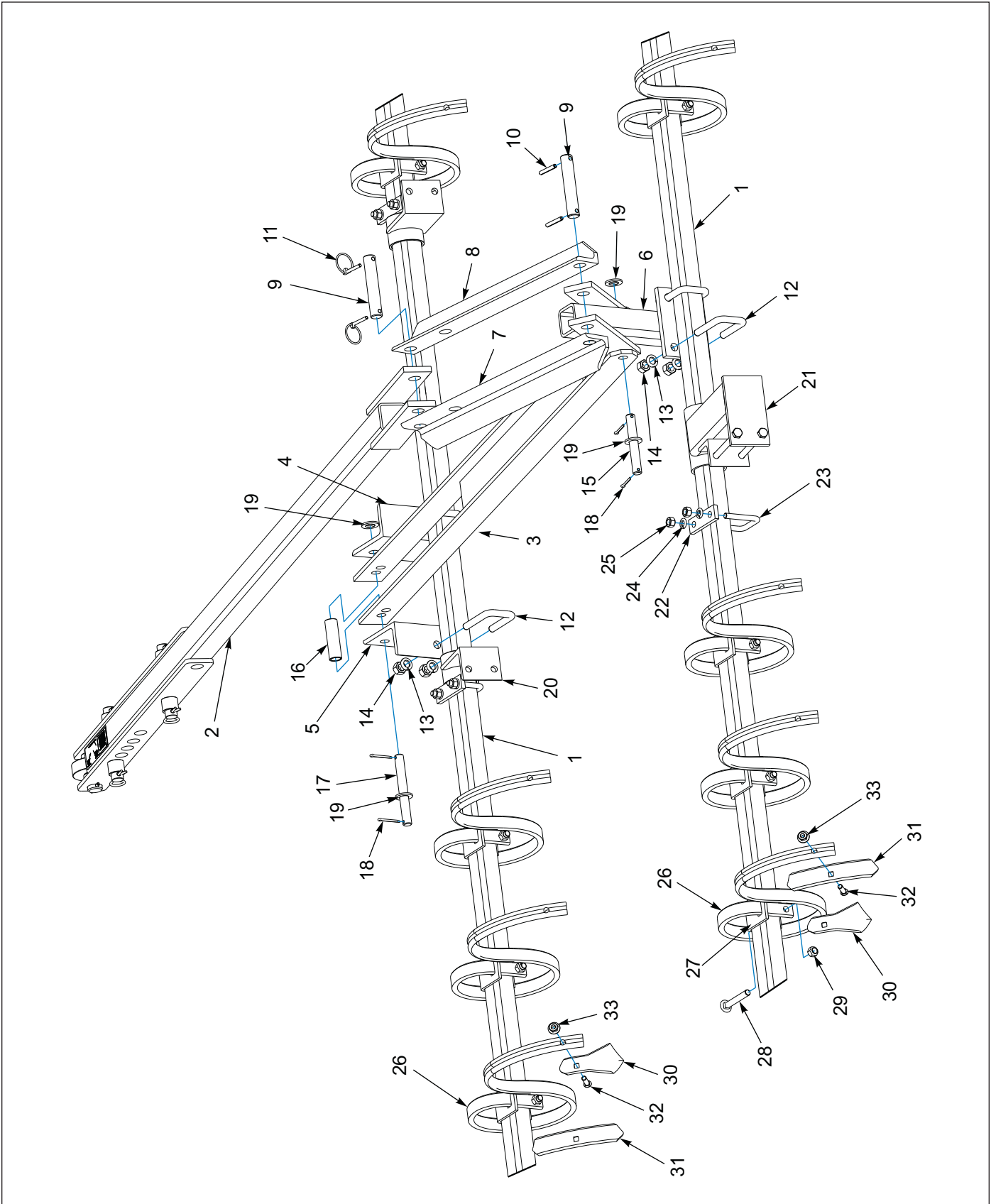


Figure 1-13: Tooth Control, S-Tine

Tooth Control, S-Tine

ITEM	PART NUMBER	DESCRIPTION	QUANTITY		
			1483	1643	1803
1	8J073	TUBE (2 X 150)	2	--	--
1	8J129	TUBE (2 X 162)	--	2	--
1	7J998	TUBE (2 X 174)	--	--	2
2	8J083	LINK	1	1	1
3	2K672	LINKAGE	1	1	1
4	9J109	ANGLE, S-TINE RH	1	1	1
5	9J108	ANGLE, S-TINE LH	1	1	1
6	9J114	REAR BRACKET	1	1	1
7	9J143	LINK, S-TINE LH	1	1	1
8	9J144	LINK, S-TINE RH	1	1	1
9	5J768	PIN (1.0 X 5.50 H2)	2	2	2
10	4C858	ROLL PIN 5/16 X 2"	2	2	2
11	5D110	KLIK PIN 1/4 X 1-3/4	2	2	2
12	2J094	U-BOLT 5/8-11 X 3-3/8 X 2-5/8	4	4	4
13	1-861-010034-15	WASHER, LKG, HLCL SPR, 5/8	8	8	8
14	1C392	NUT, HEX 5/8-11 ZP	8	8	8
15	9J111	PIN (0.75 X 5.313 H2)	1	1	1
16	9J112	SPACER (0.824 X 1.05 X 3.5)	1	1	1
17	9J110	PIN (0.75 X 6.313 H2)	1	1	1
18	1C788	PIN COTTER 3/16 X 1-1/2	4	4	4
19	2C458	WASHER FL 3/4 SAE, ZP	4	4	4
20	9J091	BRACKET, S-TINE	8	8	6
21	3K073	BRACKET, S-TINE	--	--	2
22	5C078	CLAMP STRAP	4	4	4
23	5D921	U-BOLT 1/2-13 X 3-1/4 X 2-5/8	4	4	4
24	1C109	WASHER LOCK 1/2 ZP	8	8	8
25	1C390	NUT HEX 1/2-13 ZP	8	8	8
26	1J887	S-TINE, 10mm X 32mm (PRIOR TO 01/01/1993)	23	27	29
26	5J609	S-TINE, 12mm X 32mm (AFTER 01/01/1993)	23	27	29
27	1J834	CLAMP (PRIOR TO 01/01/1993)	23	27	29
27	5J080	CLAMP (AFTER 01/01/1993)	23	27	29
28	2J241	SCREW 7/16-14NC X 3-1/2RDHD SQNK (PRIOR TO 01/01/1993)	23	27	29
28	5J082	SCREW, RDHD SQNK 1/2-13 X 3-1/2 (AFTER 01/01/1993)	23	27	29
29	1D014	NUT HEX SLF-LKG 7/16-14 GRB (PRIOR TO 01/01/1993)	23	27	29
29	5C392	NUT, HEX, SLFLKG, 1/2-13 GRB (AFTER 01/01/1993)	23	27	29
30	7D014	DUCKFOOT POINT	23	27	29
31	2J155	HEAVY DUTY REVERSIBLE POINT	23	27	29
32	7D728	CULTIVATOR BOLT (3/8-16 X 1-3/4 GR5, #8 HEAD)	23	27	29
33	5J616	FLANGE LOCK NUT 3/8-16	23	27	29

Frame Roller

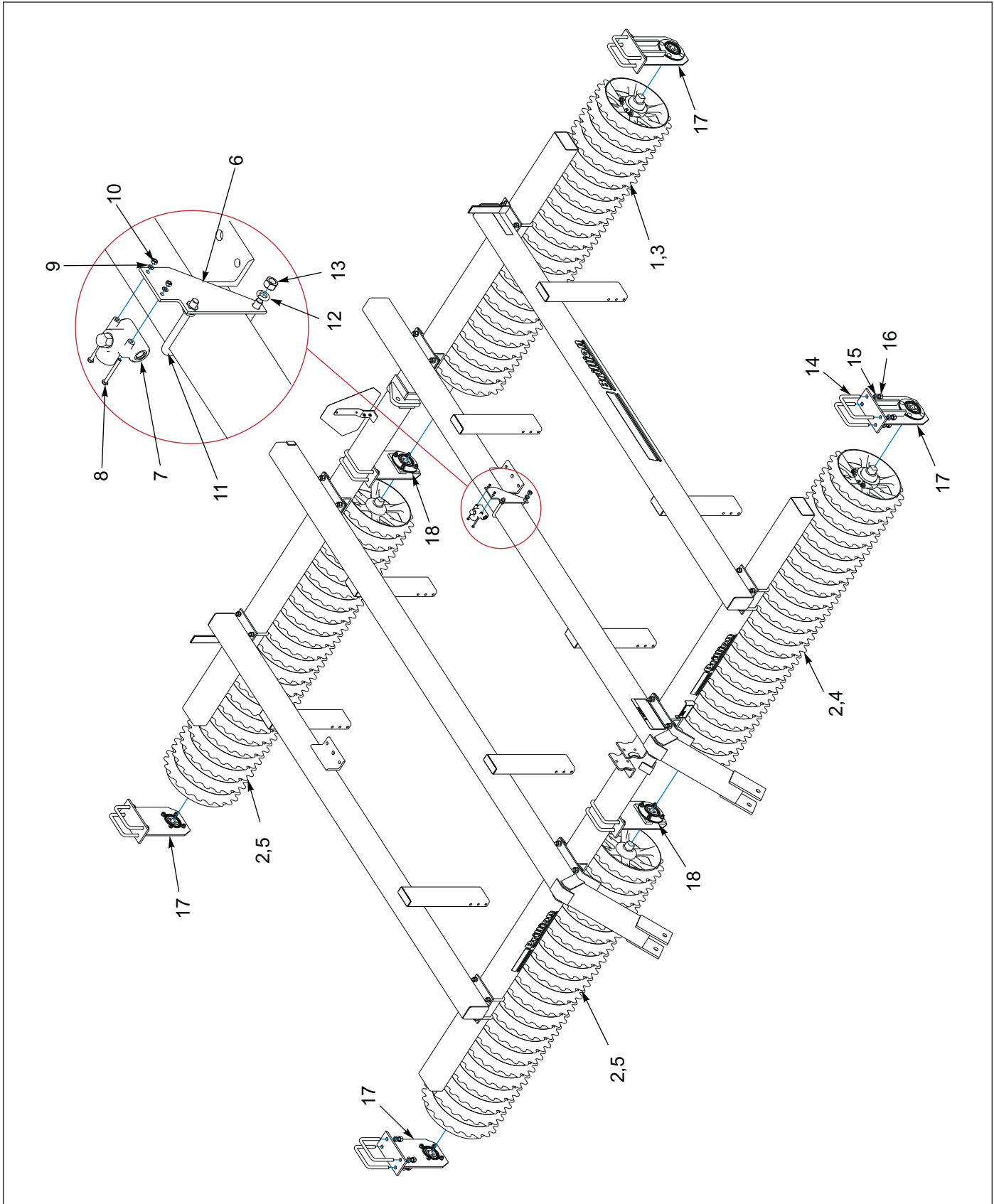


Figure 1-14: Frame Roller

Frame Roller

ITEM	PART NUMBER	DESCRIPTION	QTY
1	9J522	WHEEL & AXLE ASSEMBLY (76") (1483 MODEL) (SEE FIGURE 1-17)	1
1	9J520	WHEEL & AXLE ASSEMBLY (84") (1643 MODEL) (SEE FIGURE 1-17)	1
1	9J518	WHEEL & AXLE ASSEMBLY (92") (1803 MODEL) (SEE FIGURE 1-17)	1
2	9J523	WHEEL & AXLE ASSEM (72") (1483 MODEL) (SEE FIGURE 1-17)	3
2	9J521	WHEEL & AXLE ASSEM (80") (1643 MODEL) (SEE FIGURE 1-17)	3
2	9J519	WHEEL & AXLE ASSEM (88") (1803 MODEL) (SEE FIGURE 1-17)	3
3	9J830	L.H. WHEEL & AXLE ASSEM (76") (1483 MODEL) (SEE FIGURE 1-18)	1
3	9J826	L.H. WHEEL & AXLE ASSEM (84") (1643 MODEL) (SEE FIGURE 1-18)	1
3	9J822	L.H. WHEEL & AXLE ASSEM (92") (1803 MODEL) (SEE FIGURE 1-18)	1
4	9J832	L.H. WHEEL & AXLE ASSEM (72") (1483 MODEL) (SEE FIGURE 1-18)	1
4	9J828	L.H. WHEEL & AXLE ASSEM (80") (1643 MODEL) (SEE FIGURE 1-18)	1
4	9J824	L.H. WHEEL & AXLE ASSEM (88") (1803 MODEL) (SEE FIGURE 1-18)	1
5	9J833	R.H. WHEEL & AXLE ASSEM (72") (1483 MODEL) (SEE FIGURE 1-19)	2
5	9J829	R.H. WHEEL & AXLE ASSEM (80") (1643 MODEL) (SEE FIGURE 1-19)	2
5	9J825	R.H. WHEEL & AXLE ASSEM (88") (1803 MODEL) (SEE FIGURE 1-19)	2
6	9J187	BRACKET	1
7	8J650	RELIEF VALVE	1
8	2K501	HHCS, 1/4-20 X 2-1/2, GR5, ZP	2
9	1C354	WASHER, LOCK 1/4, ZP	2
10	1C355	NUT, HEX 1/4-20, ZP	2
11	7J990	U-BLT, 5/8-11 X 6-11/16 X 5-1/2, ZP	1
12	1-861-010034-15	WASHER, LKG, HLCL SPR, 5/8	1
13	1C392	NUT, HEX 5/8-11, ZP	1
14	3J450	U-BLT, 3/4-10 X 6-13/16 X 5-3/4, ZP	12
15	1C211	WASHER, LOCK 3/4, ZP	24
16	1C210	NUT, HEX 3/4-10, ZP	24
17	9J560	END BRACKET ASSEMBLY (SEE FIGURE 1-16)	4
18	9J883	CENTER BRACKET ASSEMBLY (SEE FIGURE 1-15)	2

Center Bracket Assembly

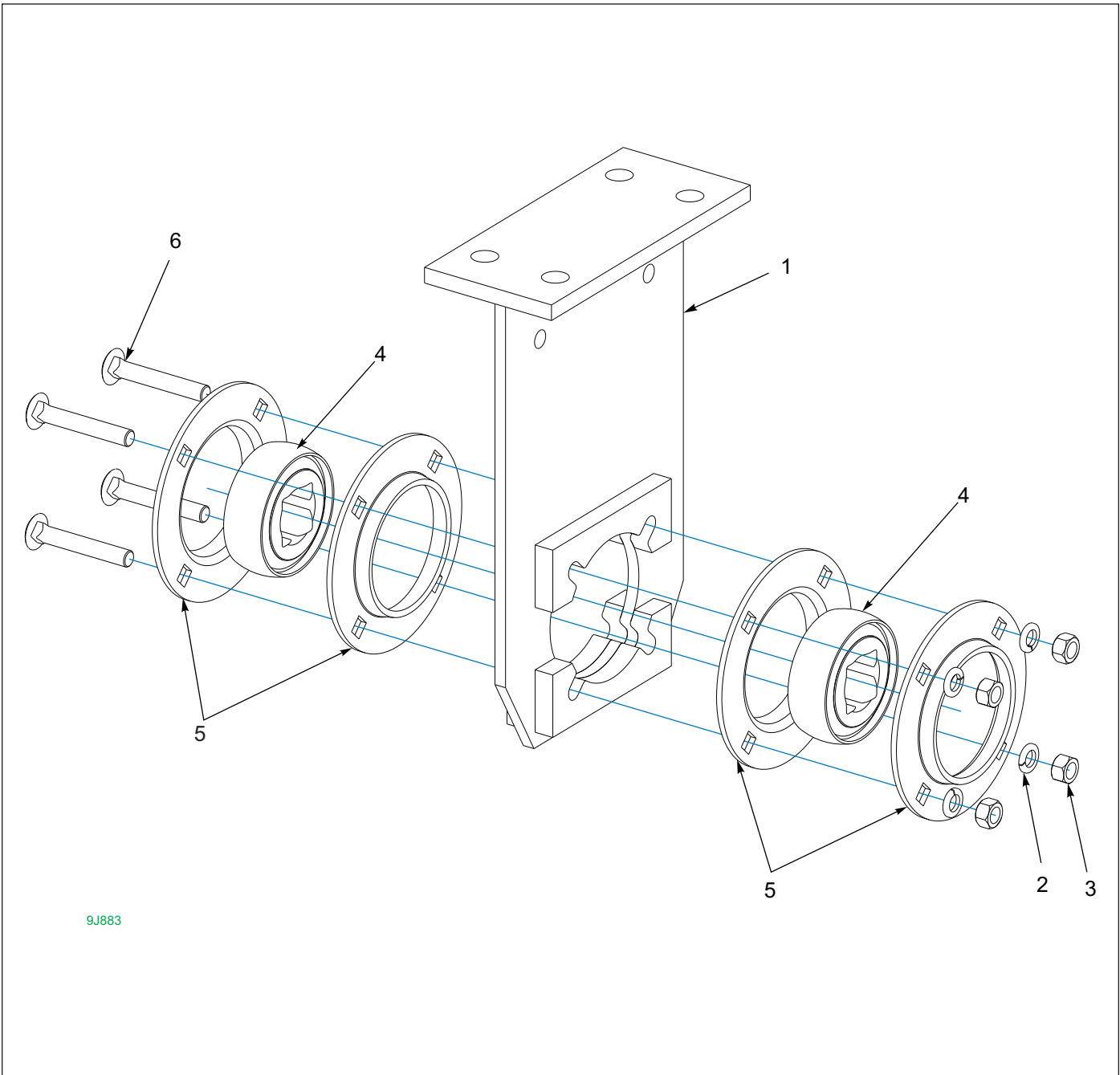


Figure 1-15: Center Bracket Assembly

Center Bracket Assembly

ITEM	PART NUMBER	DESCRIPTION	QTY
	9J883	CENTER BRACKET ASSEM	
1	9J882	CENTER BRACKET	1
2	1C109	WASHER, LOCK 1/2, ZP	4
3	1C390	NUT, HEX 1/2-13, ZP	4
4	3J131	BEARING (1-1/2" SQUARE)	2
5	3K045	BEARING FLANGE ZINC PLATED	4
6	9J570	CARRIAGE BOLT (1/2-13 X 3-1/4 GR5, ZP)	4

End Bracket Assembly

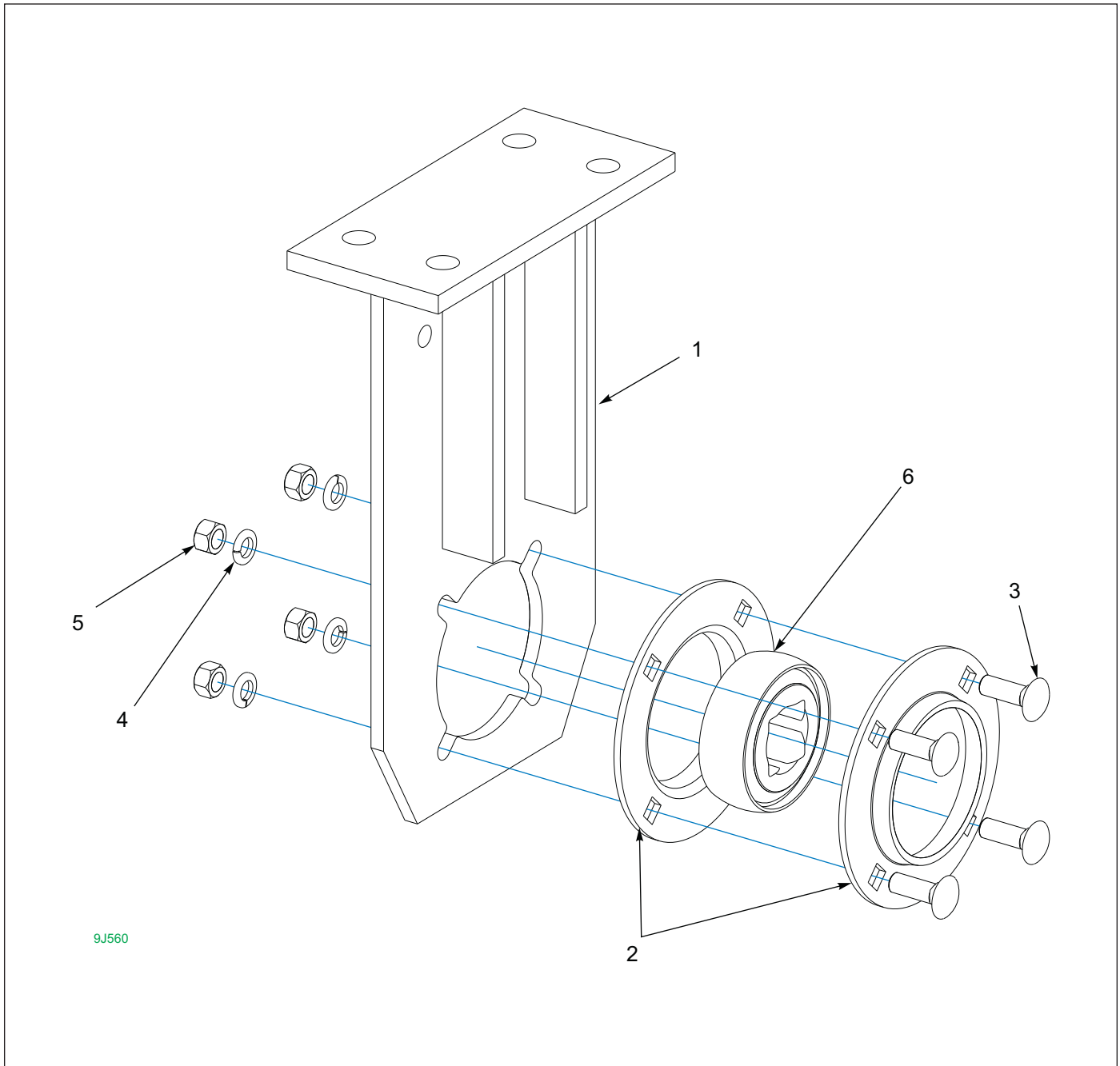


Figure 1-16: End Bracket Assembly

End Bracket Assembly

ITEM	PART NUMBER	DESCRIPTION	QTY
	9J560	END BRACKET ASSEM	
1	9J561	END BRACKET	1
2	3K045	BEARING FLANGE ZINC PLATED	2
3	9J559	SCREW RDHD SQNK 1/2-13 X 1-1/2	4
4	1C109	WASHER, LOCK 1/2, ZP	4
5	1C390	NUT, HEX 1/2-13, ZP	4
6	3J131	BEARING (1-1/2 SQUARE)	1

ILLUSTRATED PARTS LIST

Wheel and Axle Assemblies, Notched

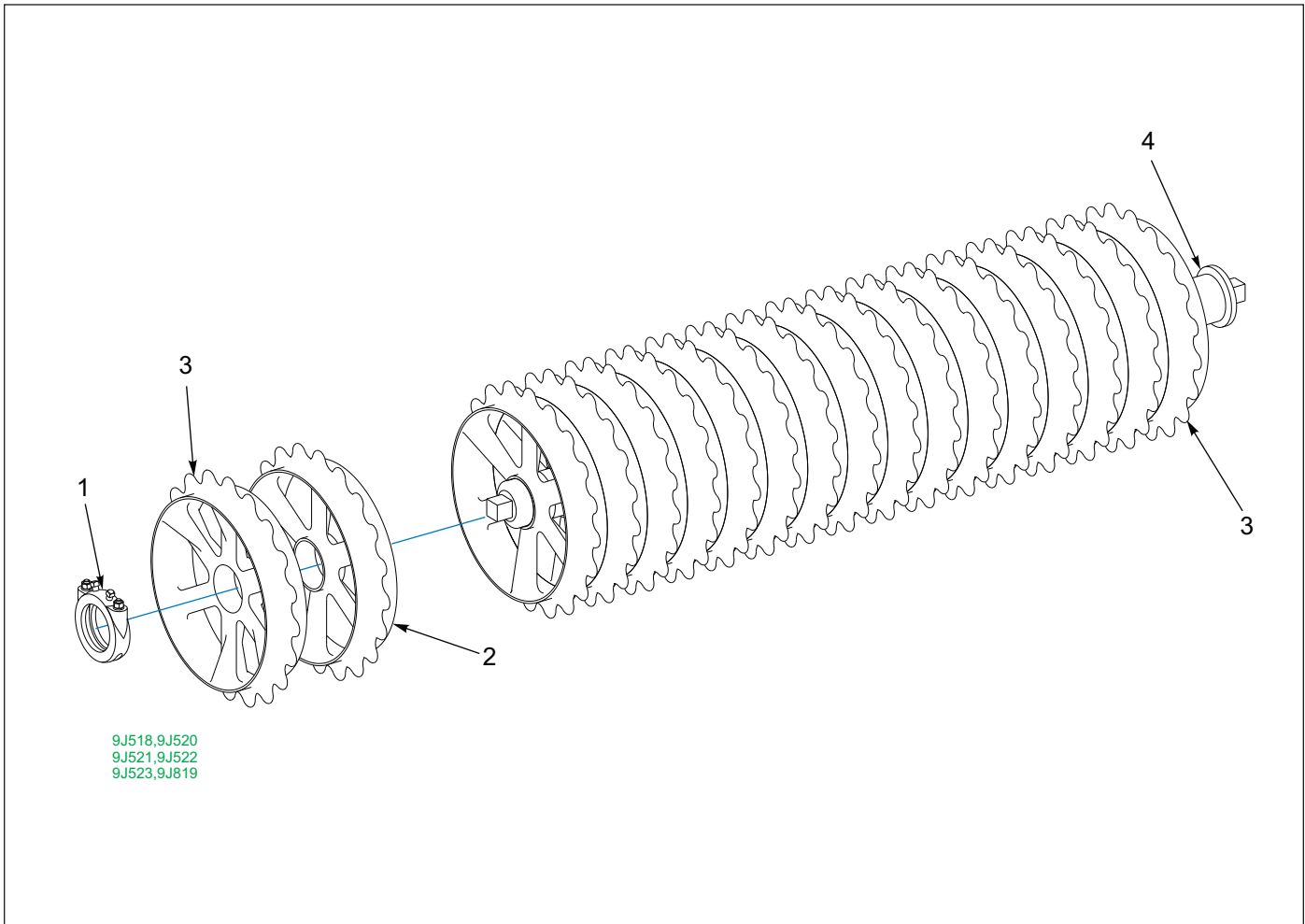


Figure 1-17: Wheel and Axle Assemblies, Notched

Wheel and Axle Assemblies, Notched

ITEM	PART NUMBER	DESCRIPTION	QUANTITY					
			72"	76"	80"	84"	88"	92"
	9J523	WHEEL & AXLE ASSEM	1	--	--	--	--	--
	9J522	WHEEL & AXLE ASSEM	--	1	--	--	--	--
	9J521	WHEEL & AXLE ASSEM	--	--	1	--	--	--
	9J520	WHEEL & AXLE ASSEM	--	--	--	1	--	--
	9J519	WHEEL & AXLE ASSEM	--	--	--	--	1	--
	9J518	WHEEL & AXLE ASSEM	--	--	--	--	--	1
1	5J375	AXLE CLAMP ASSEM (SEE FIGURE 1-21)	1	1	1	1	1	1
2	8J001	20"DUCTILE NOTCHED 7004107	16	17	18	19	20	21
3	9J500	20" DUCTILE END WHEEL 700458	2	2	2	2	2	2
4	9J516	PIPE AXLE ASSY - 72-1/32" (SEE FIGURE 1-22)	1	--	--	--	--	--
4	9J515	PIPE AXLE ASSY - 76-1/32" (SEE FIGURE 1-22)	--	1	--	--	--	--
4	9J514	PIPE AXLE ASSY - 80-1/32" (SEE FIGURE 1-22)	--	--	1	--	--	--
4	9J513	PIPE AXLE ASSY - 84-1/32" (SEE FIGURE 1-22)	--	--	--	1	--	--
4	9J512	PIPE AXLE ASSY - 88-1/32" (SEE FIGURE 1-22)	--	--	--	--	1	--
4	9J511	PIPE AXLE ASSY - 92-1/32" (SEE FIGURE 1-22)	--	--	--	--	--	1

Wheel and Axle Assemblies, Crowfoot, Left-Hand

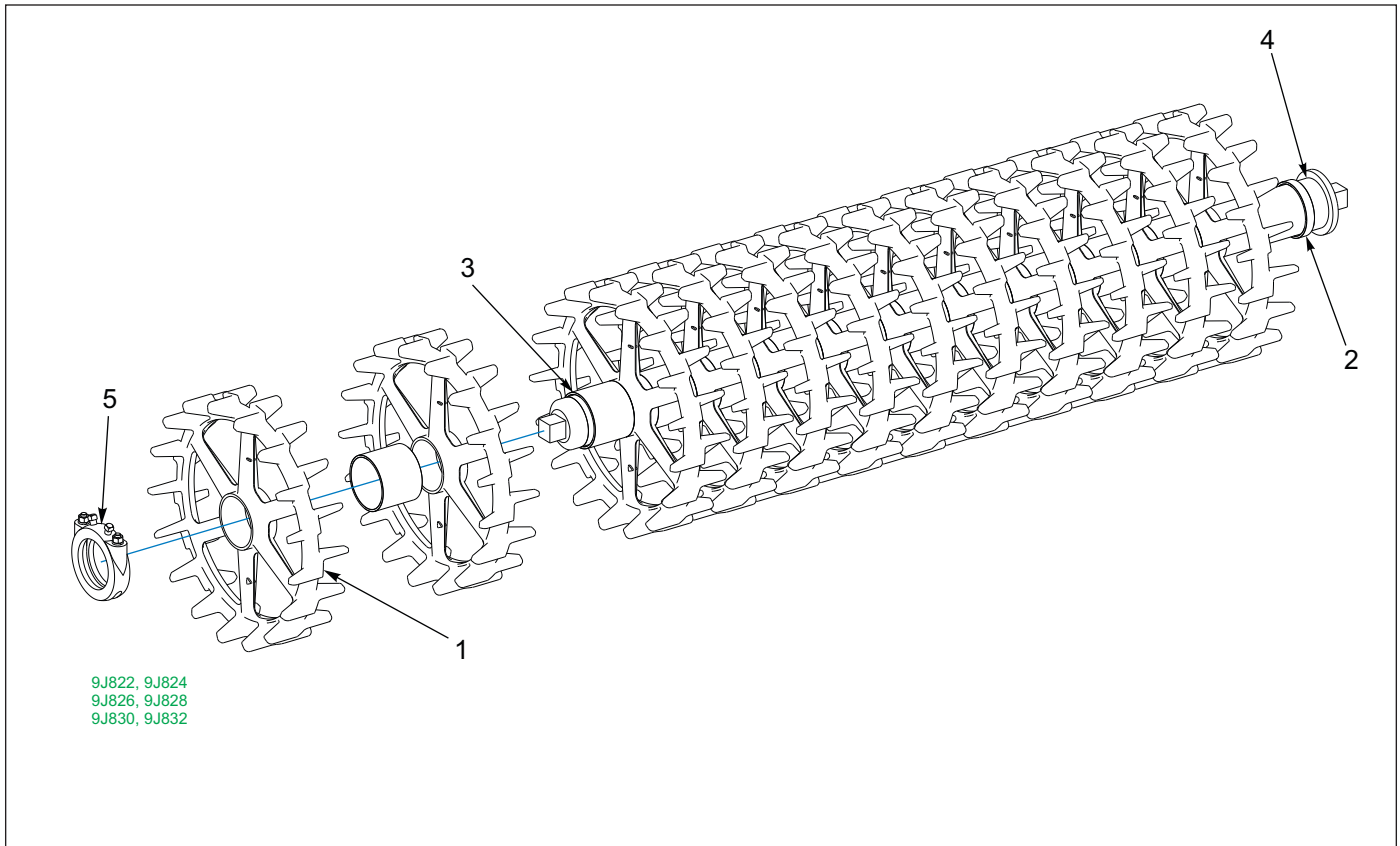


Figure 1-18: Wheel and Axle Assemblies, Crowfoot, Left-Hand

Wheel and Axle Assemblies, Crowfoot, Left-Hand

ITEM	PART NUMBER	DESCRIPTION	QUANTITY					
			72"	76"	80"	84"	88"	92"
	9J832	L.H. WHEEL & AXLE ASSEM	1	--	--	--	--	--
	9J830	L.H. WHEEL & AXLE ASSEM	--	1	--	--	--	--
	9J828	L.H. WHEEL & AXLE ASSEM	--	--	1	--	--	--
	9J826	L.H. WHEEL & AXLE ASSEM	--	--	--	1	--	--
	9J824	L.H. WHEEL & AXLE ASSEM	--	--	--	--	1	--
	9J822	L.H. WHEEL & AXLE ASSEM	--	--	--	--	--	1
1	9J811	20" DUCTILE CROWFOOT 704582	12	13	13	14	13	15
2	9J820	SPACER	11	--	12	--	14	--
2	9J277	SPACER RING (11 GAUGE THICK)	--	1	--	1	--	1
3	9J818	SPACER	1	--	1	--	1	--
3	9J819	SPACER (3-9/16" LONG)	--	12	--	13	--	--
3	9J821	SPACER (3-11/16" LONG)	--	--	--	--	--	14
4	9J516	PIPE AXLE ASSY - 72-1/32" (SEE FIGURE 1-22)	1	--	--	--	--	--
4	9J515	PIPE AXLE ASSY - 76-1/32" (SEE FIGURE 1-22)	--	1	--	--	--	--
4	9J514	PIPE AXLE ASSY - 80-1/32" (SEE FIGURE 1-22)	--	--	1	--	--	--
4	9J513	PIPE AXLE ASSY - 84-1/32" (SEE FIGURE 1-22)	--	--	--	1	--	--
4	9J512	PIPE AXLE ASSY - 88-1/32" (SEE FIGURE 1-22)	--	--	--	--	1	--
4	9J511	PIPE AXLE ASSY - 92-1/32" (SEE FIGURE 1-22)	--	--	--	--	--	1
5	5J375	AXLE CLAMP ASSEM (SEE FIGURE 1-21)	1	1	1	1	1	1

Wheel and Axle Assemblies, Crowfoot, Right-Hand

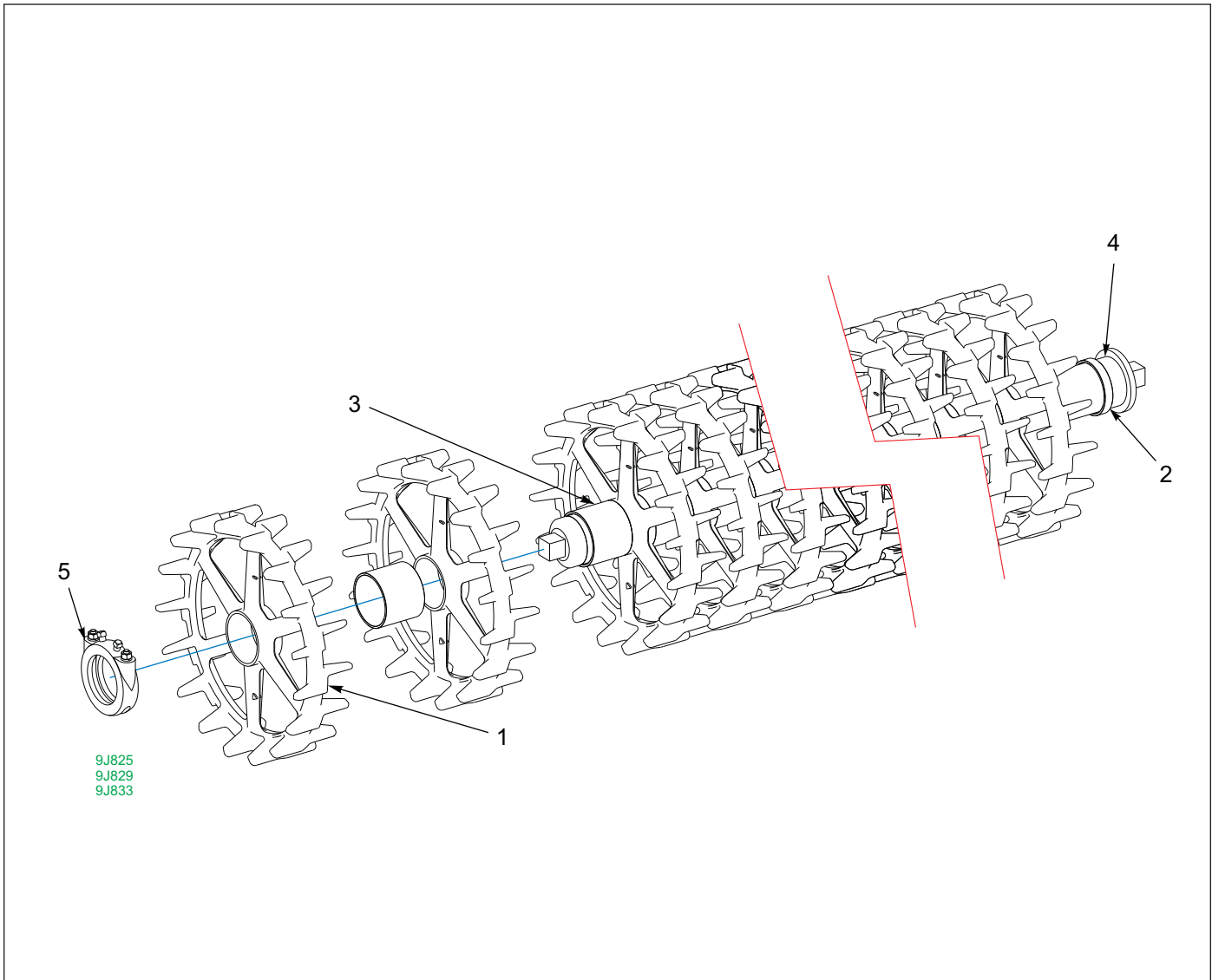


Figure 1-19: Wheel and Axle Assemblies, Crowfoot, Right-Hand

Wheel and Axle Assemblies, Crowfoot, Right-Hand

ITEM	PART NUMBER	DESCRIPTION	QUANTITY		
			72"	80"	88"
	9J833	R.H. WHEEL & AXLE ASSEM	--	--	--
	9J829	R.H. WHEEL & AXLE ASSEM	--	--	--
	9J825	R.H. WHEEL & AXLE ASSEM	--	--	--
1	9J811	20" DUCTILE CROWFOOT 704582	12	13	15
2	9J820	SPACER	11	--	--
2	9J821	SPACER	--	12	--
2	9J819	SPACER (3-9/16" LONG)	--	--	14
3	9J818	SPACER	1	1	1
4	9J516	PIPE AXLE ASSY - 72 1/32" (SEE FIGURE 1-22)	1	--	--
4	9J514	PIPE AXLE ASSY - 80 1/32" (SEE FIGURE 1-22)	--	1	--
4	9J512	PIPE AXLE ASSY - 88 1/32" (SEE FIGURE 1-22)	--	--	1
5	5J375	AXLE CLAMP ASSEM (SEE FIGURE 1-21)	1	1	1

Wheel and Axle Assemblies, Optimizer

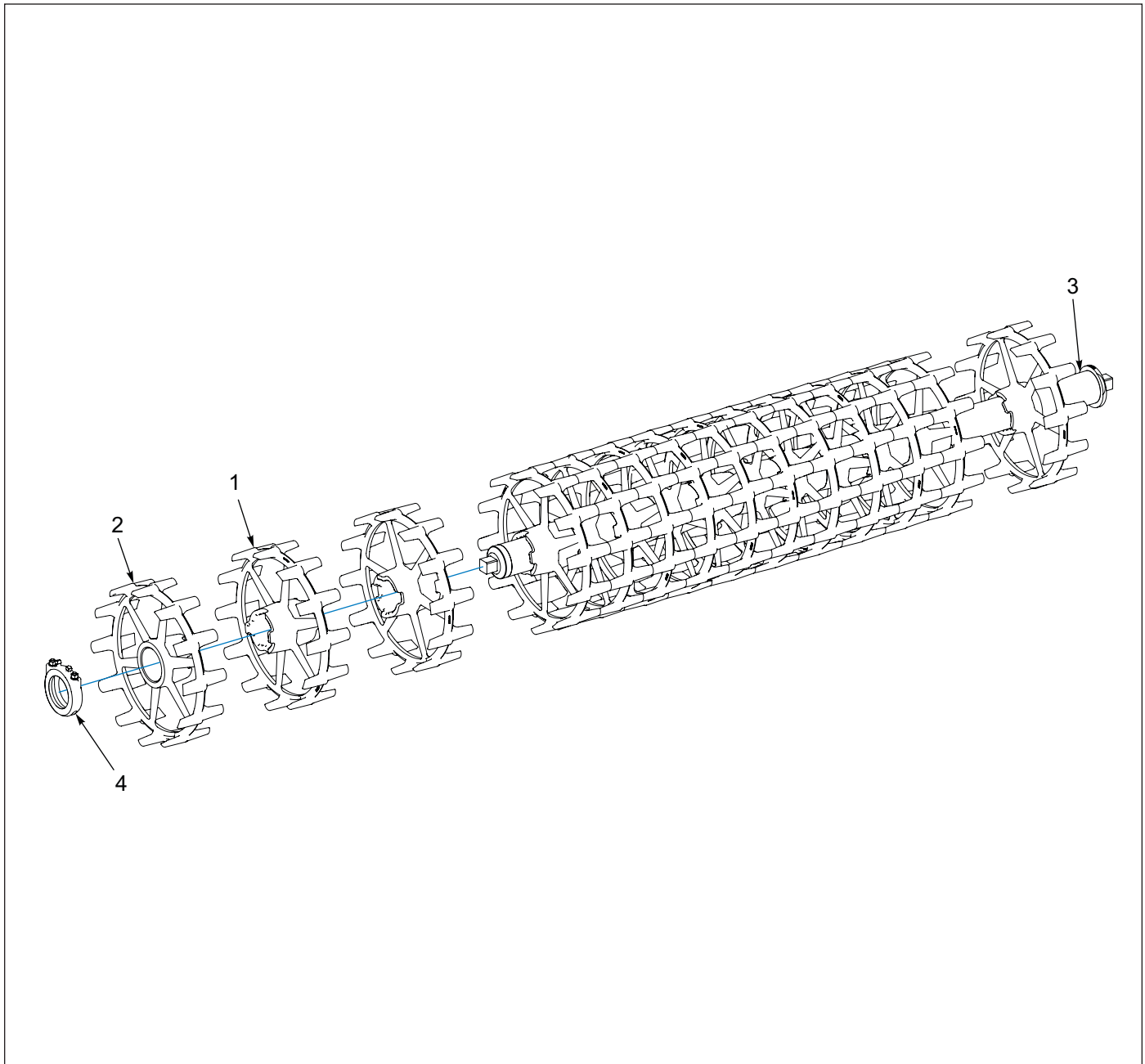


Figure 1-20: Wheel and Axle Assemblies, Optimizer

Wheel and Axle Assemblies, Optimizer

ITEM	PART NUMBER	DESCRIPTON	QUANTITY	
	199057	WHEEL & AXLE ASM 88" OPTIMIZER	88"	92"
	199058	WHEEL & AXLE ASM 92" OPTIMIZER		
1	6K351	OPTIMIZER WHEEL 4"	12	13
2	6K352	OPTIMIZER END WHEEL	2	2
3	9J511	PIPE AXLE ASSY - 92 1/32" (SEE FIGURE 1-22)	--	1
3	9J512	PIPE AXLE ASSY - 88 1/32" (SEE FIGURE 1-22)	1	--
4	5J375	AXLE CLAMP ASSEM (SEE FIGURE 1-21)	1	1

Axle Clamp Assembly

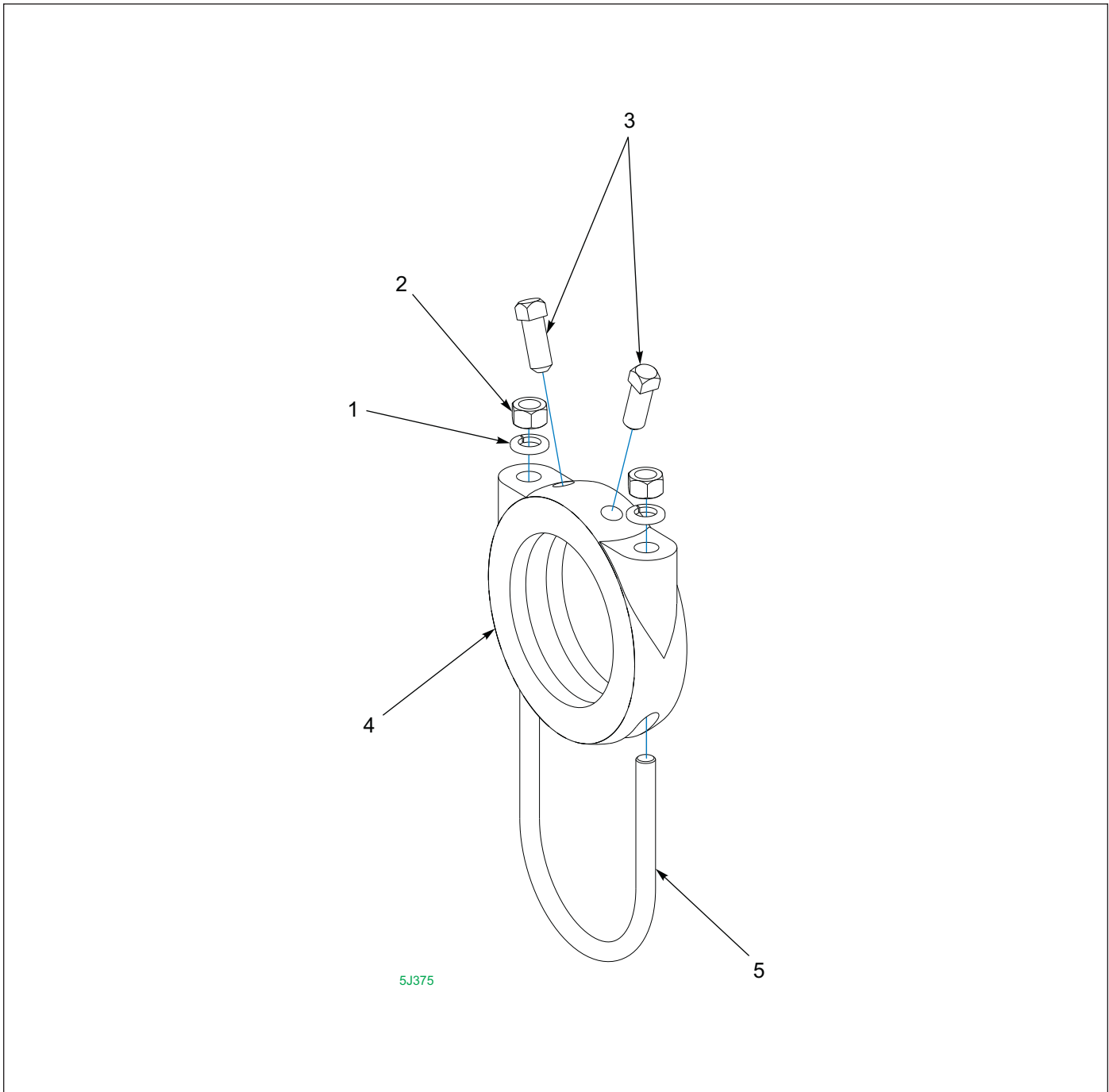


Figure 1-21: Axle Clamp Assembly

Axle Clamp Assembly

ITEM	PART NUMBER	DESCRIPTION	QTY
	5J375	AXLE CLAMP ASSEM	
1	1-861-010034-13	WASHER, LOCK 1/2 ZP	2
2	1-512-010007-09	NUT HEX 1/2-13 ZP	2
3	1-654-010080-2	SCREW SET SQHD CPPT 1/2 X 1-1/4	2
4	9C031	AXLE CLAMP 7000747	1
5	9D673	U-BOLT 1/2-13 X 3-1/4 X 4-9/16	1

Pipe Axle Assembly

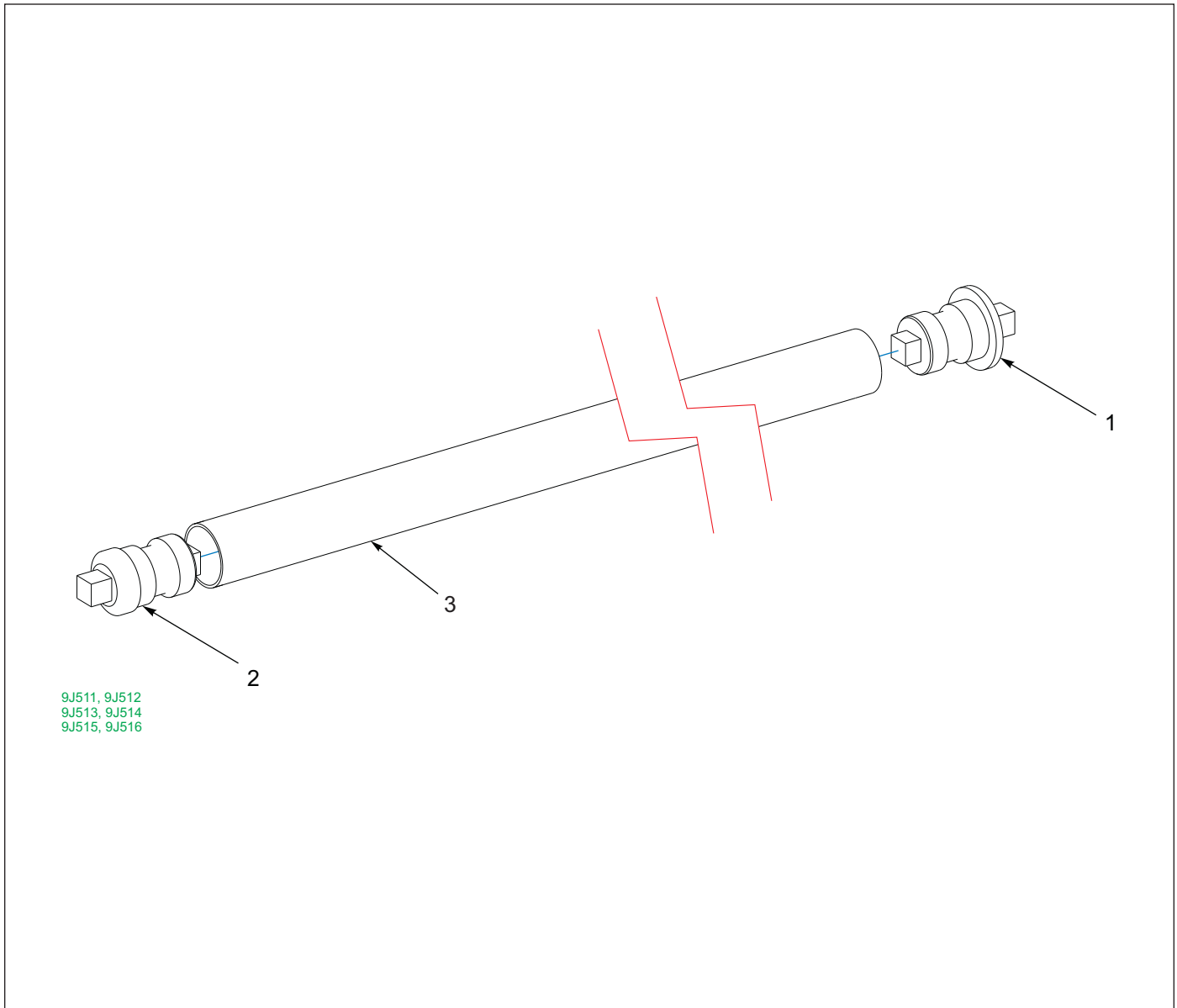


Figure 1-22: Pipe Axle Assemblies

Pipe Axle Assembly

ITEM	PART NUMBER	DESCRIPTION	QUANTITY					
			72"	76"	80"	84"	88"	92"
	9J516	PIPE AXLE ASSY - 72 1/32"	1	--	--	--	--	--
	9J515	PIPE AXLE ASSY - 76 1/32"	--	1	--	--	--	--
	9J514	PIPE AXLE ASSY - 80 1/32"	--	--	1	--	--	--
	9J513	PIPE AXLE ASSY - 84 1/32"	--	--	--	1	--	--
	9J512	PIPE AXLE ASSY - 88 1/32"	--	--	--	--	1	--
	9J511	PIPE AXLE ASSY - 92 1/32"	--	--	--	--	--	1
1	9J502	STUB SHAFT MOUNTING	1	1	1	1	1	1
2	9J503	STUB SHAFT MOUNTING	1	1	1	1	1	1
3	-----	NOT SOLD SEPERATELY, ORDER ASSEMBLY TO REPLACE	1	1	1	1	1	1

Hydraulic Diagram - 03/01/2003 and Prior

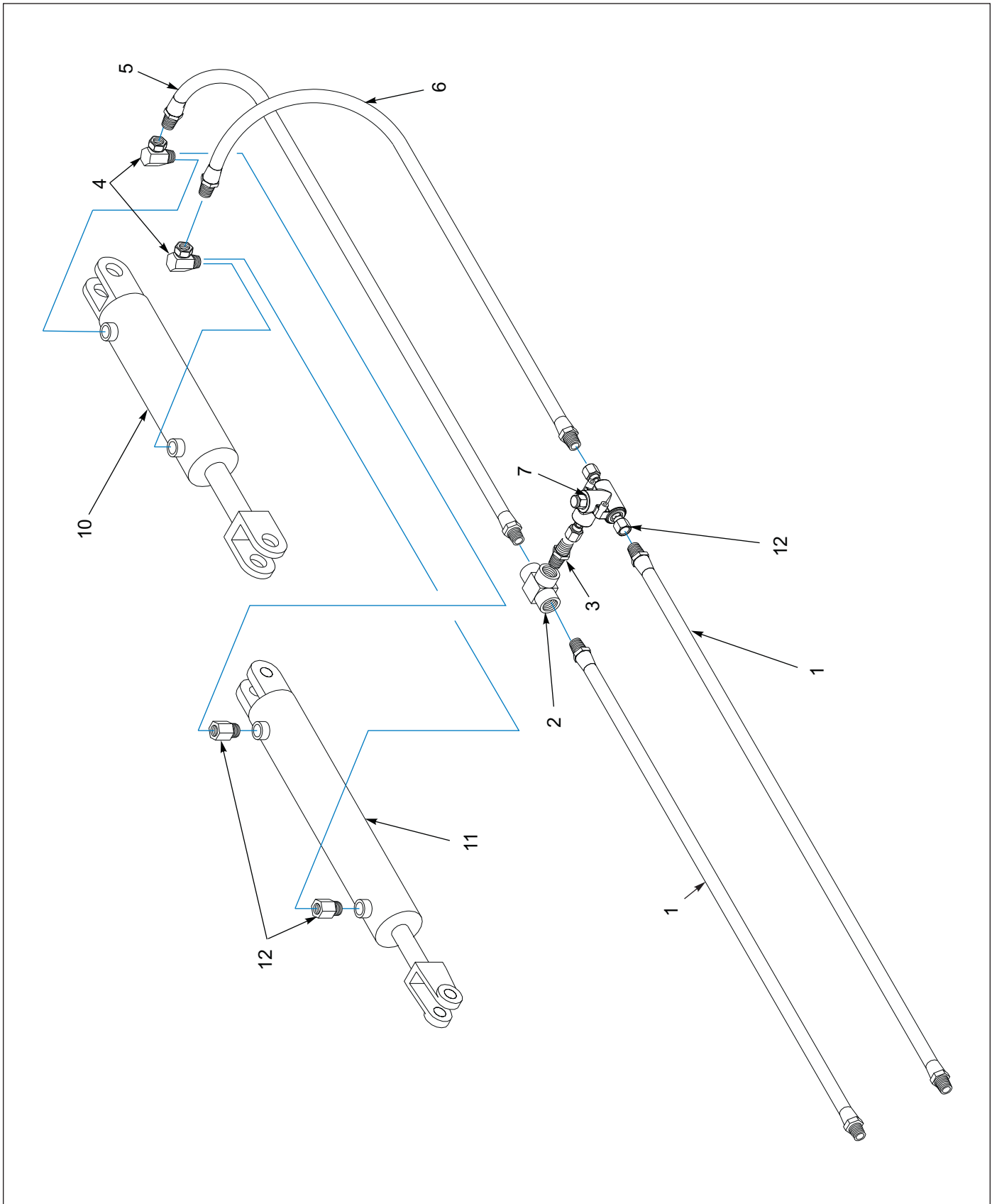


Figure 1-23: Hydraulic Diagram - 03/01/2003 and Prior

Hydraulic Diagram - 03/01/2003 and Prior

ITEM	PART NUMBER	DESCRIPTION	QTY
1	-----	HYDRAULIC HOSE, 251"	2
2	4D982	TEE FITTING	1
3	6D148	HYDRAULIC PIPE NIPPLE	1
4	1J131	90 DEGREE SWIVEL FITTING (OBS)	1
5	-----	HYDRAULIC HOSE, 38"	1
6	-----	HYDRAULIC HOSE, 26"	1
7	8J650	RELIEF VALVE (APPEARANCE MAY VARY)	1
8	1C354	WASHER LOCK 1/4 ZP (NOT SHOWN)	2
9	1C355	NUT HEX 1/4-20 ZP (NOT SHOWN)	2
10	9D524	HYD CYLINDER - 3 1/2 X 16 (SEE PAGES 1-50 AND 1-51)	1
11	4K777	HYD CYL(DEAD)**USE 6K843** (PRIOR TO 08/01/2000) (SEE FIGURE 1-39)	1
11	6K843	HYD CYLINDER - 3 1/2 X 16 (AFTER 08/01/2000) (SEE FIGURE 1-40)	1
12	7J026	ADAPTOR *OBS*	5
13	9D851	CABLE TIE - 20" (NOT SHOWN)	1
14	3J615	CABLE TIE - 28" (NOT SHOWN)	4

Hydraulic Diagram - 03/01/2003 and After

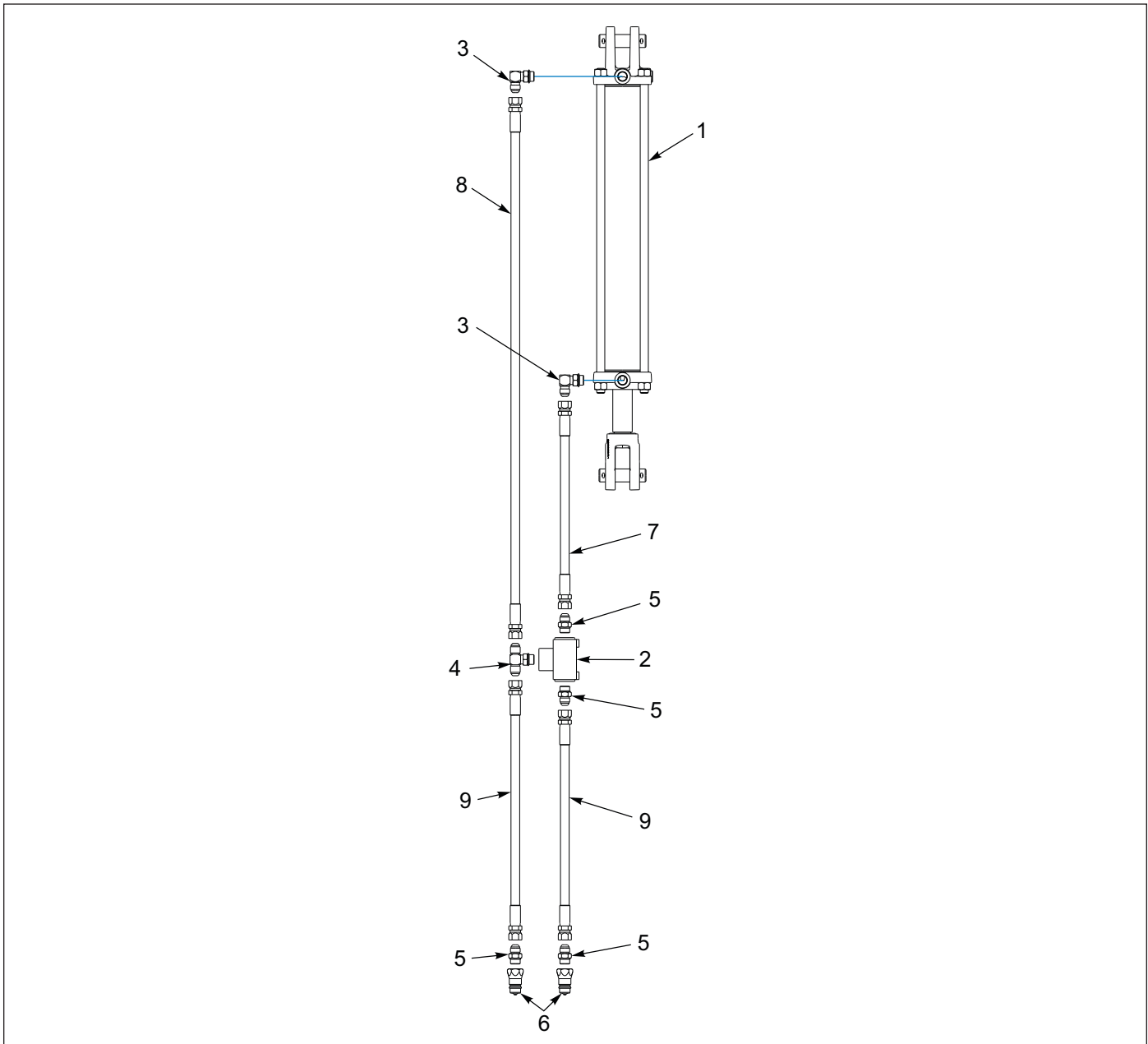


Figure 1-24: Hydraulic Diagram - 03/01/2003 and After

Hydraulic Diagram - 03/01/2003 and After

ITEM	PART NUMBER	DESCRIPTION	QTY
1	6K843	HYD CYLINDER - 3 1/2 X 16 (SEE FIGURE 1-41)	1
2	8J650	RELIEF VALVE	1
3	4K603	90 DEGREE APADTER (08MJ X 08MOR X 90°)	2
4	4K861	HYDRAULIC ADAPTER TEE (08MJ X 08MJ X 08MOR BRANCH)	1
5	4K602	STRAIGHT ADAPTER (08MJ X 08MOR)	4
6	4K912	MALE TRACTOR TIP (COUPLING X 08FOR)	2
7	4K881	HYDRAULIC HOSE - 3/8 X 29"	1
8	6K302	HYDRAULIC HOSE - 3/8 X 42"	1
9	5K597	HYDRAULIC HOSE 3/8 X 252	2

LED Lights Layout - After 01/01/2017

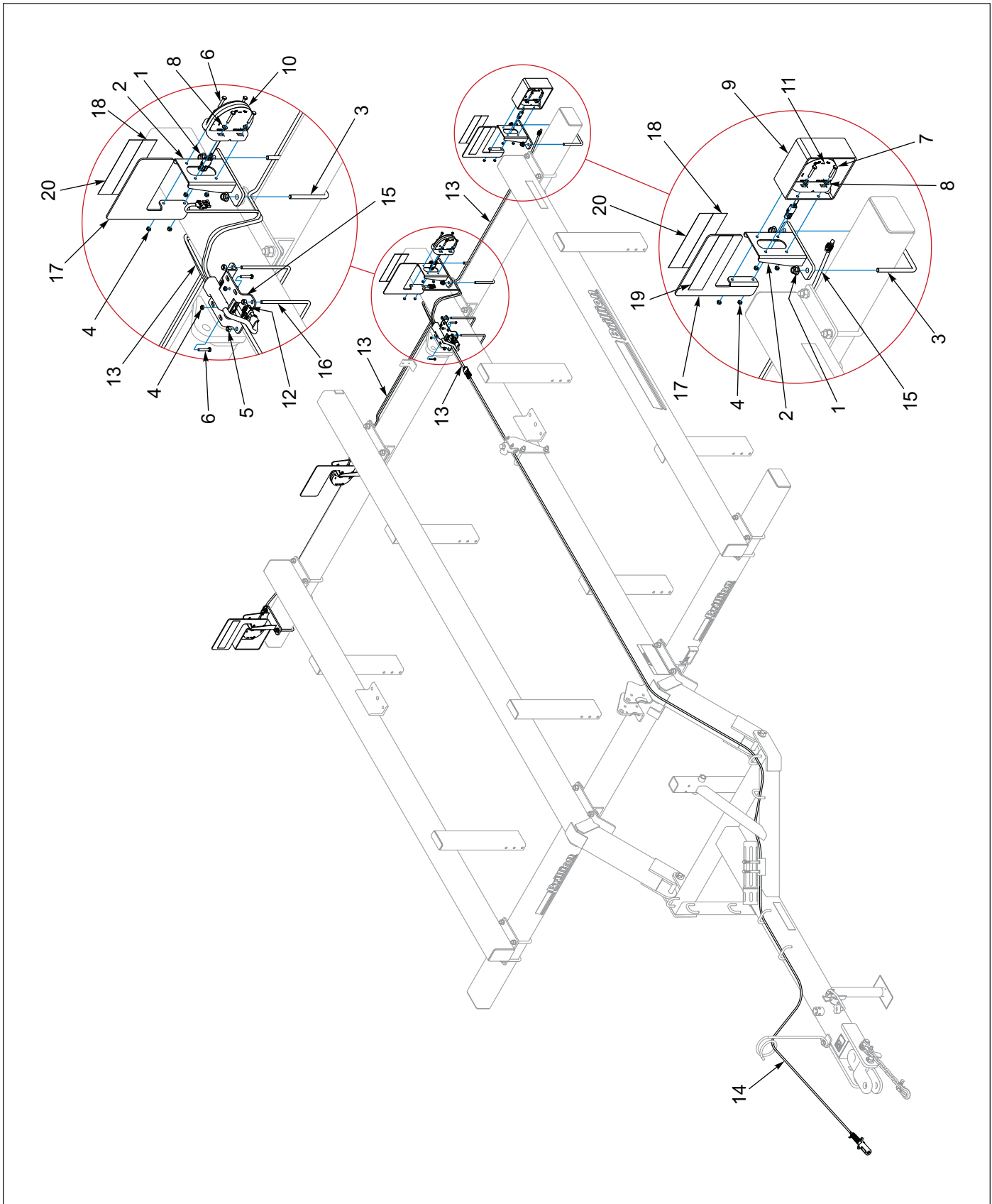


Figure 1-26: LED Lights Layout - After 01/01/2017

LED Lights Layout - After 01/01/2017

ITEM	PART NUMBER	DESCRIPTION	QTY
1	2P253	NUT, FLANGE NY-LOK 1/2-13	8
2	205353	BRACKET WLDMT SINGLE LAMP	4
3	4J918	U-BOLT 1/2-13 X 5-1/4 X 6-1/16	4
4	1-512-010005-01	NUT, HEX SLFLKG GRB 1/4-20	18
5	1-512-010005-05	NUT, HEX SLFLKG GRB 3/8-16	4
6	1-654-010047-08	SCREW HX CP, 1/4-20UNC X 1-1/2, G5	10
7	1-654-010047-09	SCREW, HX CP, 1/4-20UNC X 1-3/4, G5	8
8	1-861-010032-06	WASHER, FLAT 1/4 N ZP/CD	16
9	164700	TUBE LIGHT SHIELD	2
10	174435	LAMP, AG RED SINGLE LED	2
11	174436	LAMP, AG AMBER SINGLE LED	2
12	174437	MODULE, AG FLASHER CONTROL	1
13	175151	HARNESS, LED WARNING LIGHTS	1
14	175152	HARNESS 7 PIN/4 PIN WP	1
15	178506	BRACKET, MODULE MOUNT	1
16	178529	U-BLT, 3/8-16 X 4-7/16 X 6-7/8, ZP	2
17	199588	BRACKET, REFLECTIVE DECAL	4
18	528933	REFLECTOR - RED	4
19	528934	REFLECTOR - YELLOW	2
20	528938	STRIPE, ORANGE	4
21	105-0228	TY-WRAP 8IN LG TY-52772MX (NOT SHOWN)	24
22	105874	TIE,STRAP PLSTC 21.5-24 X.301(NOT SHOWN)	4

ILLUSTRATED PARTS LIST

Lights - Prior to 01/01/2017

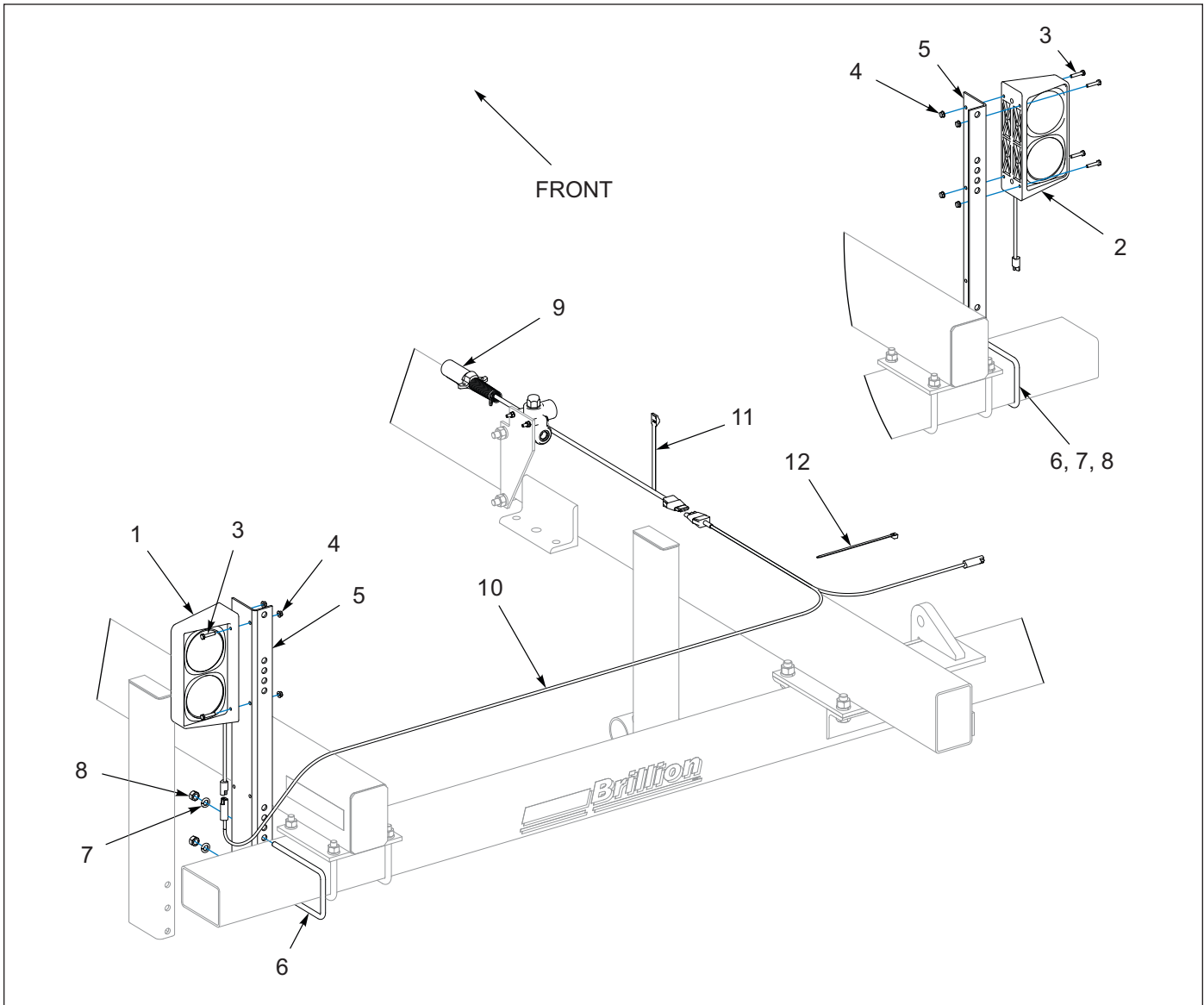


Figure 1-27: Lights - Prior to 01/01/2017

Lights - Prior to 01/01/2017

ITEM	PART NUMBER	DESCRIPTION	QTY
1	4K773	RH DUAL LAMP (002601) (INSTALLED ON L.H. SIDE OF MACHINE)	1
2	4K772	LH DUAL LAMP (002600) (INSTALLED ON R.H. SIDE OF MACHINE)	1
3	4K751	MACHINE SCREW (1/4-20 X 3, ZP)	8
4	6J150	NUT FLANGE LOCK 1/4-20 GRF, ZP	8
5	4K774	ANGLE (BRACKET WELDMENT)	2
6	3J561	U-BOLT 1/2-13 X 7-1/2 X 4-1/2	4
7	1C109	WASHER, LOCK 1/2, ZP	8
8	1C390	NUT HEX 1/2-13, ZP	8
9	4K800	AG HARNESS - 30' (002430)	1
10	4K780	10' WISHBONE AG HARNESS (2510)	1
11	9D674	HOSE TIE - 8"	10
12	9D851	CABLE TIE - 20"	4

Scraper Kit, Optional Front and Standard on Rear - ML 1483

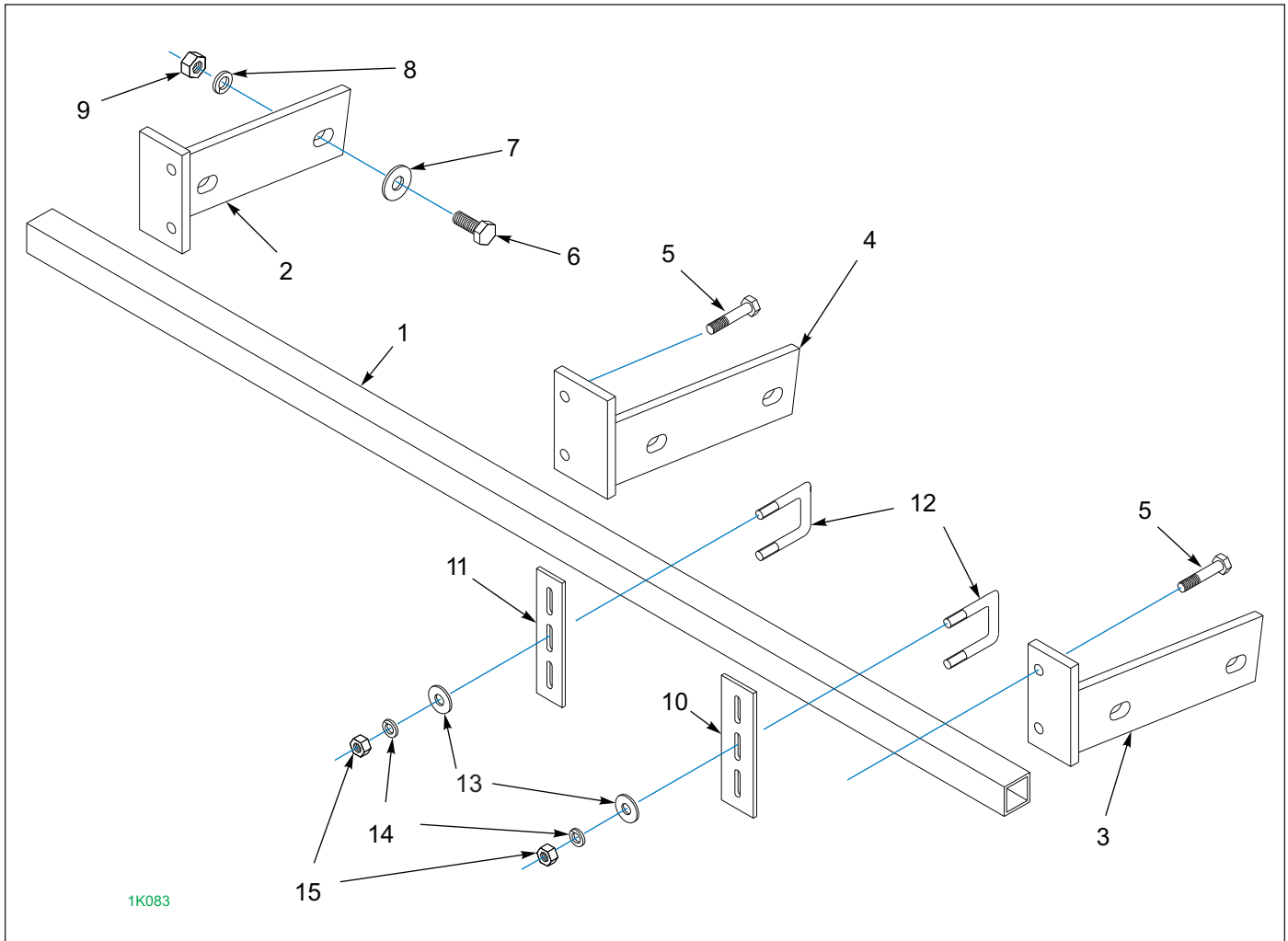


Figure 1-28: Scraper Kit, Optional Front and Standards on Rear - ML 1483

Scraper Kit, Optional Front and Standard on Rear - ML 1483

ITEM	PART NUMBER	DESCRIPTION	QTY
	1K083	FRONT SCRAPER KIT - ML 1483	
1	8J077	TUBE (154")	1
2	9J581	L.H. SCRAPER BRKT	1
3	9J582	R.H. SCRAPER BRKT	1
4	9J584	SCRAPER BRKT	1
5	6D065	SCREW HXCP 3/8-16UNC X 3-1/2, G5	6
6	1C216	SCREW HEX CAP 1/2-13UNC X 1-3/4	6
7	1C120	WASHER FLAT	6
8	1C109	WASHER, LOCK 1/2, ZP	6
9	1C390	NUT HEX 1/2-13 ZP	6
10	8J014	SCRAPER, 2-1/2" WIDE	35
11	9J588	SCRAPER, 2" WIDE	4
12	8J015	U-BOLT 3/8-16 X 3-1/4 X 2-7/16	36
13	1C182	WASHER FL 3/8 STD, ZP	78
14	1C183	WASHER, LOCK 3/8, ZP	78
15	1C277	NUT HEX 3/8-16, ZP	78

ILLUSTRATED PARTS LIST

Scraper Kit, Optional Front and Standard on Rear - ML 1643

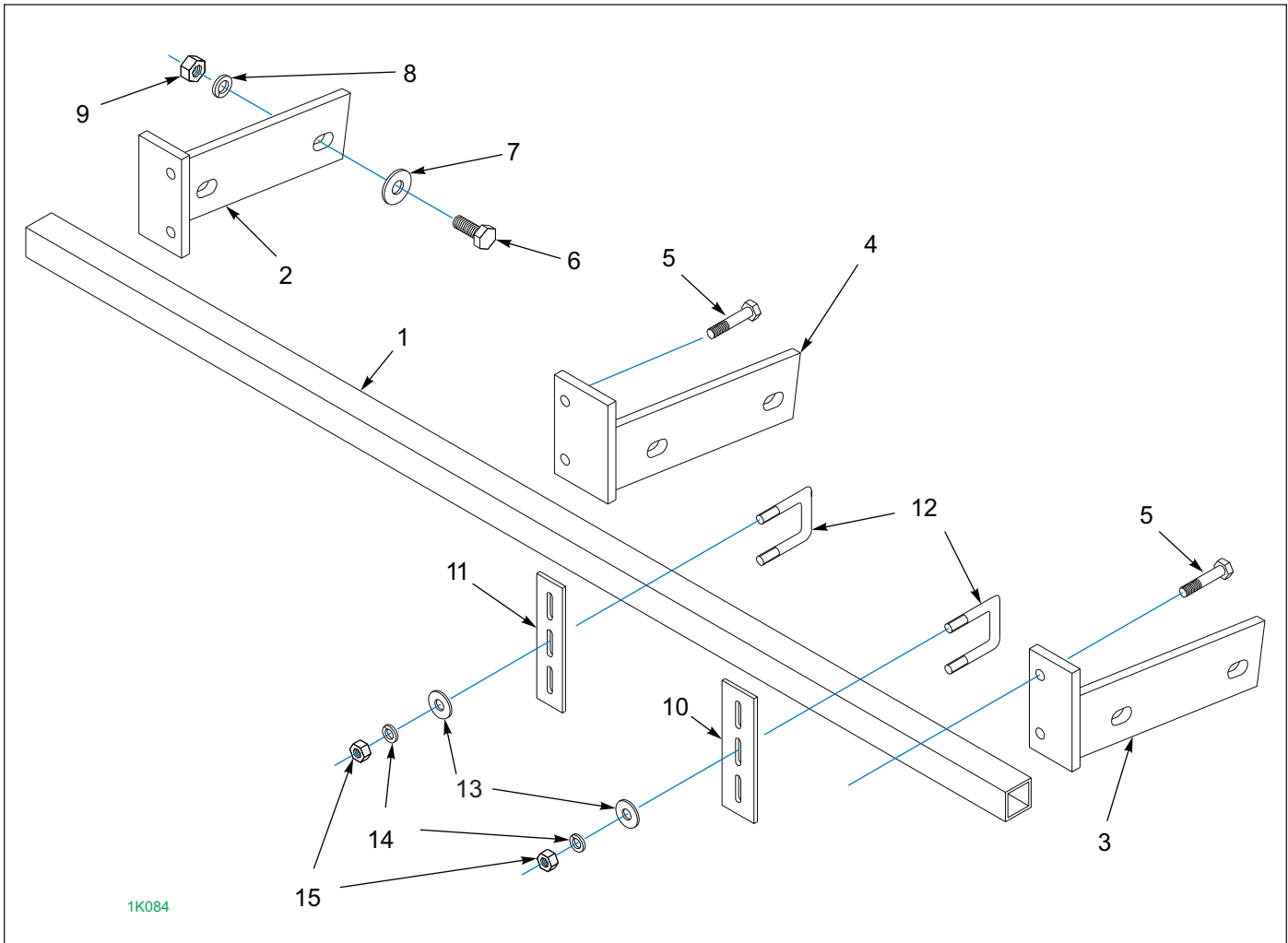


Figure 1-29: Scraper Kit, Optional Front and Standards on Rear - ML 1643

Scraper Kit, Optional Front and Standard on Rear - ML 1643

ITEM	PART NUMBER	DESCRIPTION	QTY
	1K084	FRONT SCRAPER KIT - ML 1643	
1	8J076	TUBE (170")	1
2	9J581	L.H. SCRAPER BRKT	1
3	9J582	R.H. SCRAPER BRKT	1
4	9J584	SCRAPER BRKT	1
5	6D065	SCREW HXCP 3/8-16UNC X 3-1/2, G5	6
6	1C216	SCREW HEX CAP 1/2-13UNC X 1-3/4	6
7	1C120	WASHER FLAT	6
8	1C109	WASHER, LOCK 1/2, ZP	6
9	1C390	NUT HEX 1/2-13, ZP	6
10	8J014	SCRAPER, 2-1/2" WIDE	39
11	9J588	SCRAPER, 2" WIDE	4
12	8J015	U-BOLT 3/8-16 X 3-1/4 X 2-7/16	40
13	1C182	WASHER FL 3/8 STD, ZP	86
14	1C183	WASHER, LOCK 3/8, ZP	86
15	1C277	NUT HEX 3/8-16, ZP	86

Scraper Kit, Optional Front and Standard on Rear - ML 1803

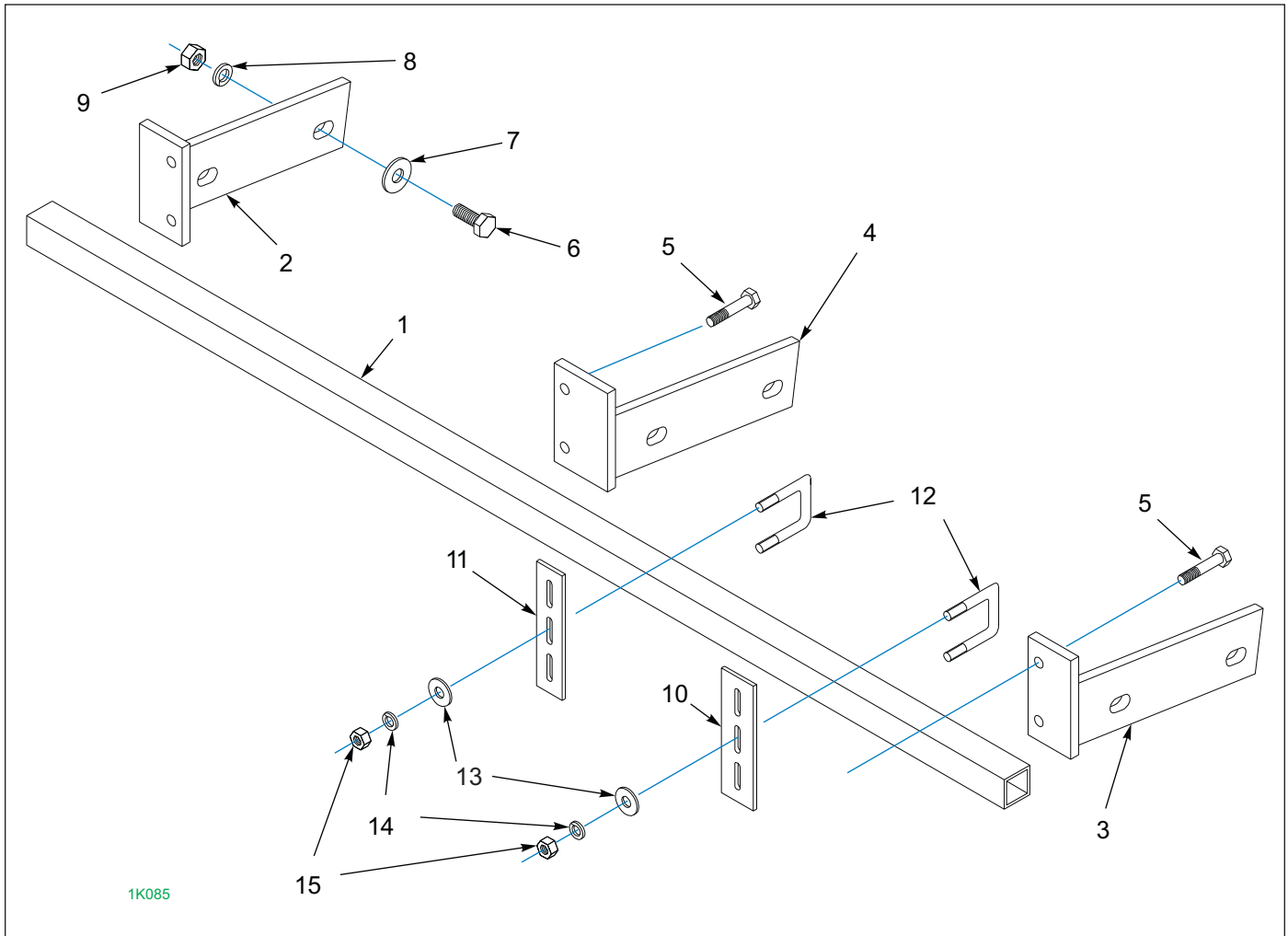


Figure 1-30: Scraper Kit, Optional Front and Standard on Rear - ML 1803

Scraper Kit, Optional Front and Standard on Rear - ML 1803

ITEM	PART NUMBER	DESCRIPTION	QTY
	1K085	FRONT SCRAPER KIT - ML 1803	
1	8J034	TUBE (186")	1
2	9J581	L.H. SCRAPER BRKT	1
3	9J582	R.H. SCRAPER BRKT	1
4	9J584	SCRAPER BRKT	1
5	6D065	SCREW HXCP 3/8-16UNC X 3-1/2, G5	6
6	1C216	SCREW HEX CAP 1/2-13UNC X 1-3/4	6
7	1C120	WASHER FLAT	6
8	1C109	WASHER, LOCK 1/2, ZP	6
9	1C390	NUT HEX 1/2-13, ZP	6
10	8J014	SCRAPER, 2-1/2" WIDE	43
11	9J588	SCRAPER, 2" WIDE	4
12	8J015	U-BOLT 3/8-16 X 3-1/4 X 2-7/16	44
13	1C182	WASHER FL 3/8 STD, ZP	94
14	1C183	WASHER, LOCK 3/8, ZP	94
15	1C277	NUT HEX 3/8-16, ZP	94

Rear Hitch - Optional

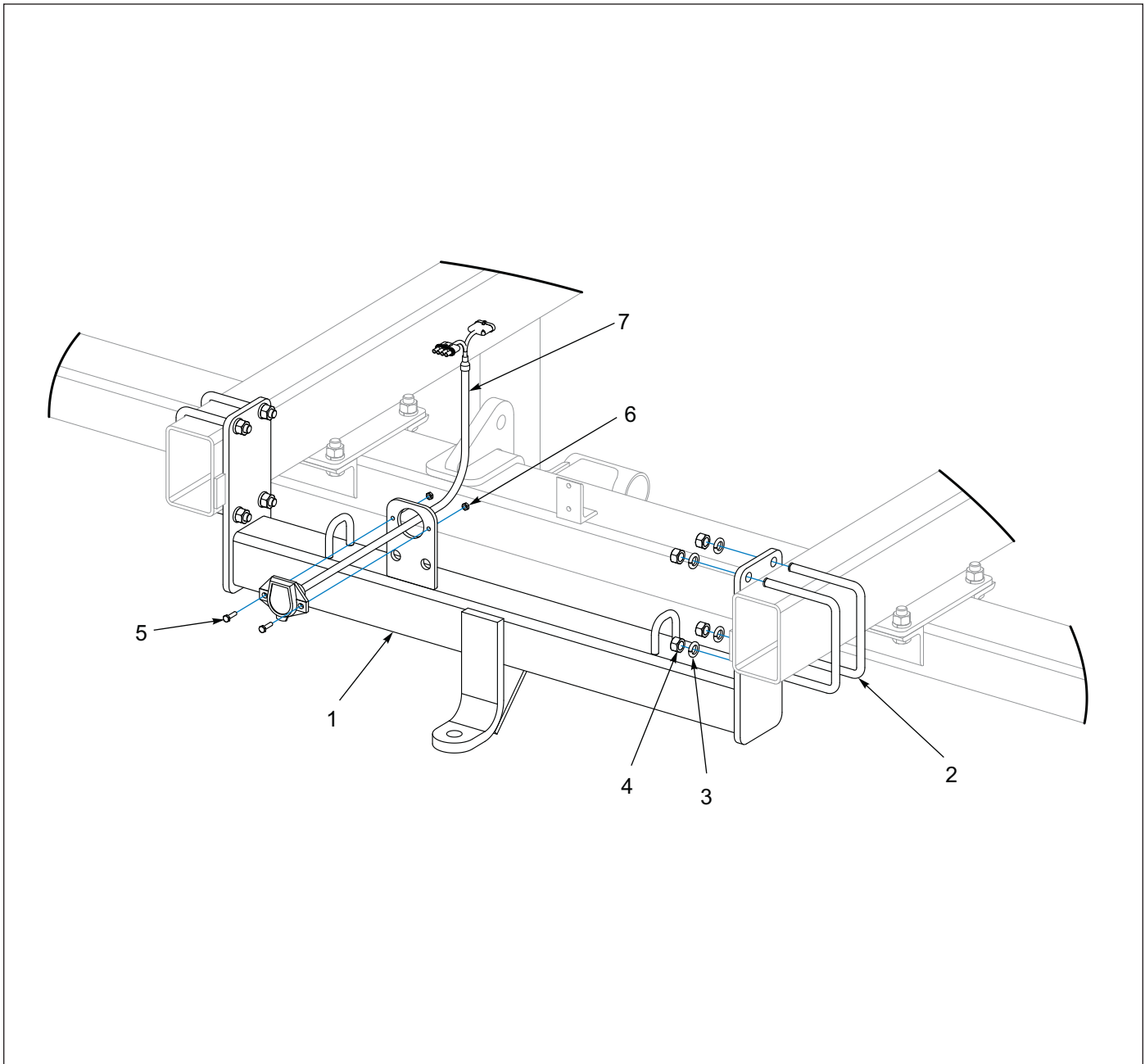


Figure 1-31: Rear Hitch - Optional

Rear Hitch - Optional

ITEM	PART NUMBER	DESCRIPTION	QTY
	8J127	ML REAR HITCH KIT	
1	8J051	REAR HITCH	1
2	7J990	U-BOLT 5/8-11 X 5-1/2 X 6-11/16	4
3	1-861-010034-15	WASHER, LKG, HLCL SPR, 5/8	8
4	1-512-010007-11	NUT, HEX 5/8-11, ZP	8
5	1-654-010047-06	HHCS, 1/4-20 X 1	2
6	1-512-010005-01	NUT, LOCK 1/4-20	2
7	143871	HARNES, TANDEM ADAPTER	1

Land Leveler Kit - ML 1483 - Optional

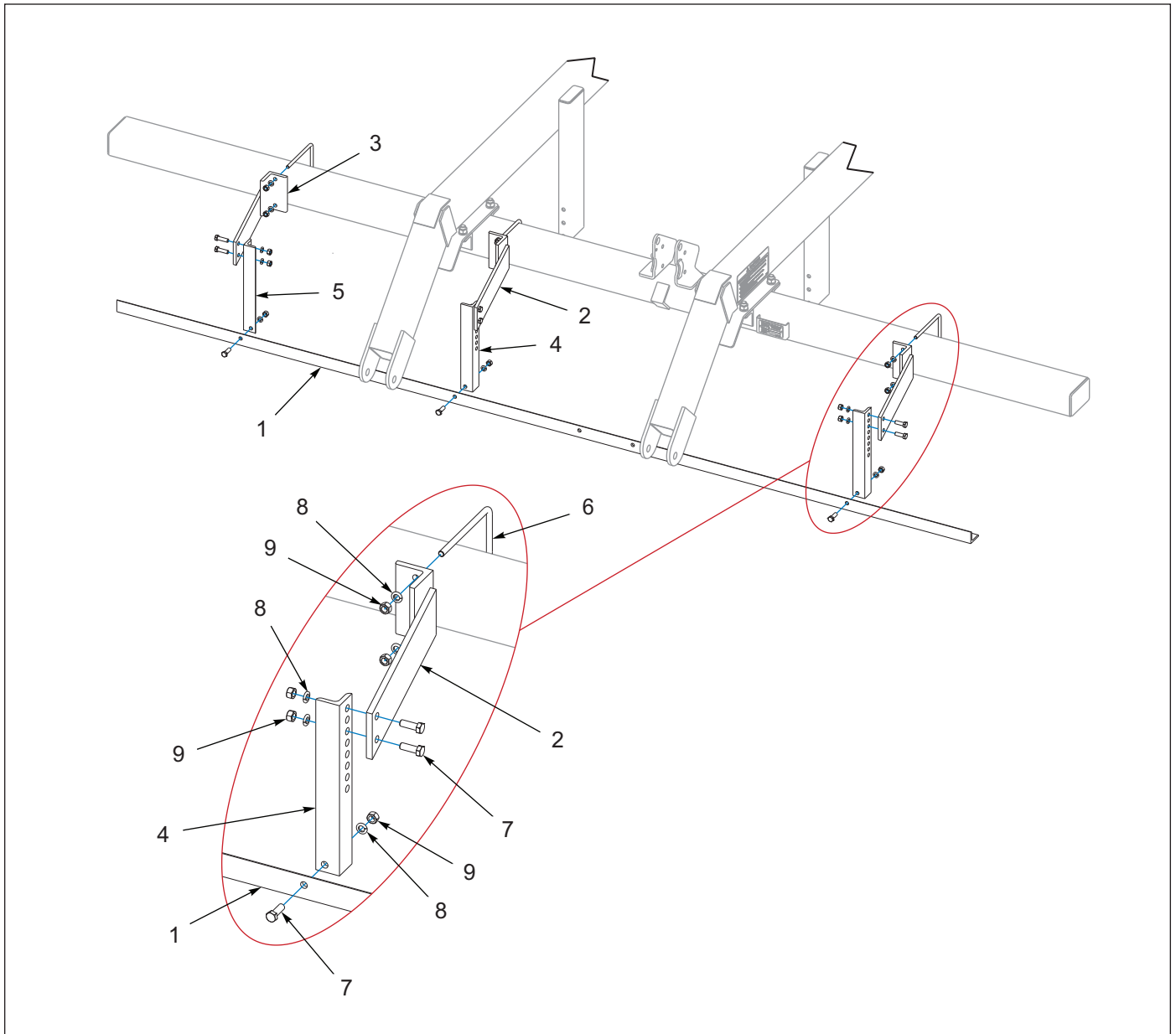


Figure 1-32: Land Leveler Kit - ML 1483 - Optional

Land Leveler Kit - ML 1483 - Optional

ITEM	PART NUMBER	DESCRIPTION	QTY
	8J141	ML 148 LAND LEVELER KIT	--
1	9D022	LEVELER ANGLE	1
2	3J552	BRACKET-L.H.	2
3	3J551	BRACKET-R.H.	1
4	3J557	ADJ. ANGLE-L.H.	2
5	3J556	ADJ. ANGLE-R.H.	1
6	3J561	U-BOLT 1/2-13 X 7-1/2 X 4-1/2	3
7	8C527	SCREW, HEX CAP, 1/2-13UNC X 1-1/2	9
8	1-861-010034-13	WASHER, LOCK 1/2, ZP	15
9	1-512-010007-09	NUT HEX 1/2-13, ZP	15

ILLUSTRATED PARTS LIST

Land Leveler Kit - ML 1643 - Optional

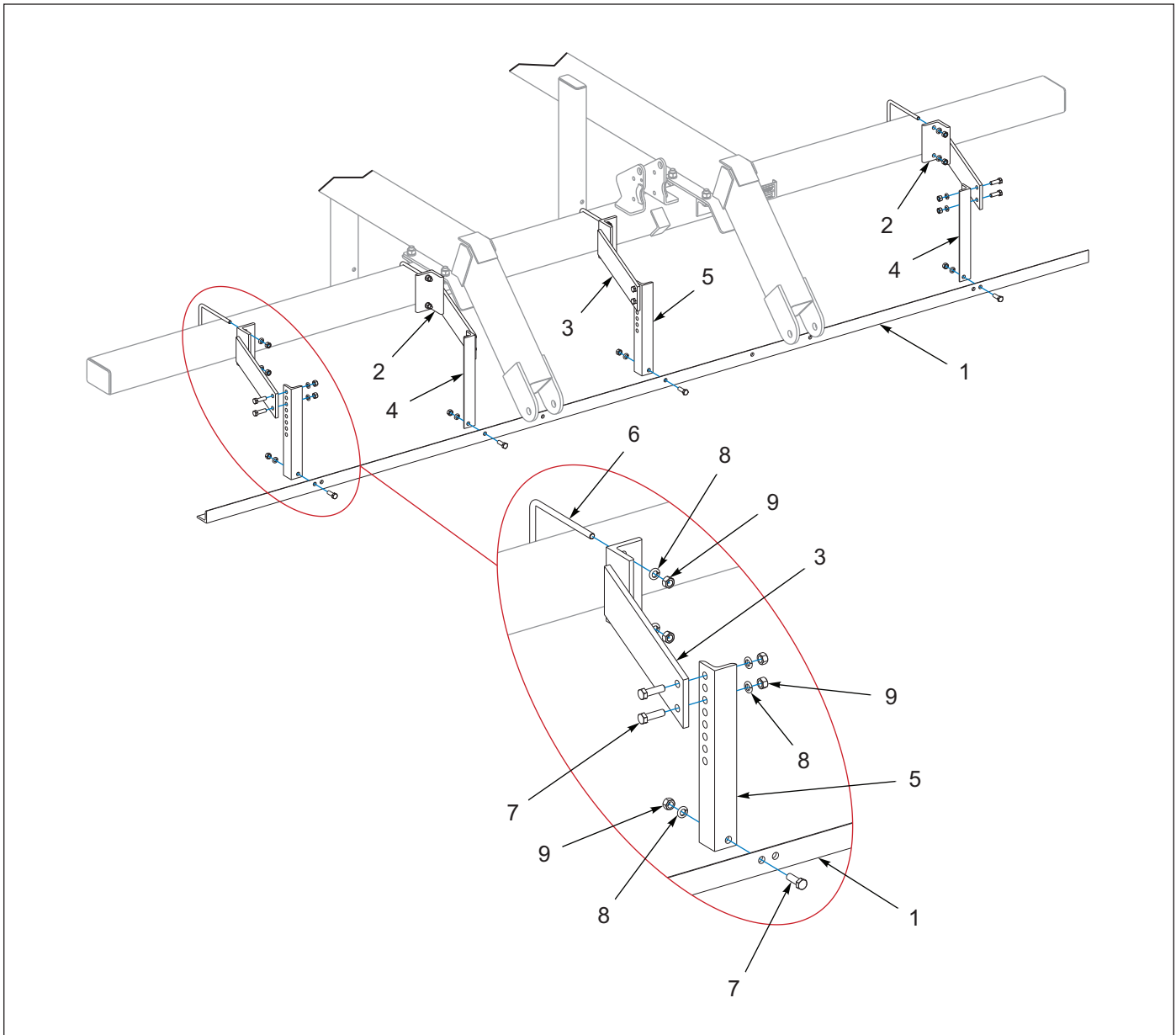


Figure 1-33: Land Leveler Kit - ML 1643 - Optional

Land Leveler Kit - ML 1643 - Optional

ITEM	PART NUMBER	DESCRIPTION	QTY
	8J140	ML 164 LAND LEVELER KIT	--
1	9D021	LEVELER ANGLE	1
2	3J552	BRACKET-L.H.	2
3	3J551	BRACKET-R.H.	2
4	3J557	ADJ. ANGLE-L.H.	2
5	3J556	ADJ. ANGLE-R.H.	2
6	3J561	U-BOLT 1/2-13 X 7-1/2 X 4-1/2	4
7	8C527	SCREW, HEX CAP, 1/2-13UNC X 1-1/2	12
8	1C109	WASHER, LOCK 1/2, ZP	20
9	1C390	NUT HEX 1/2-13, ZP	20

Land Leveler Kit - ML 1803 - Optional

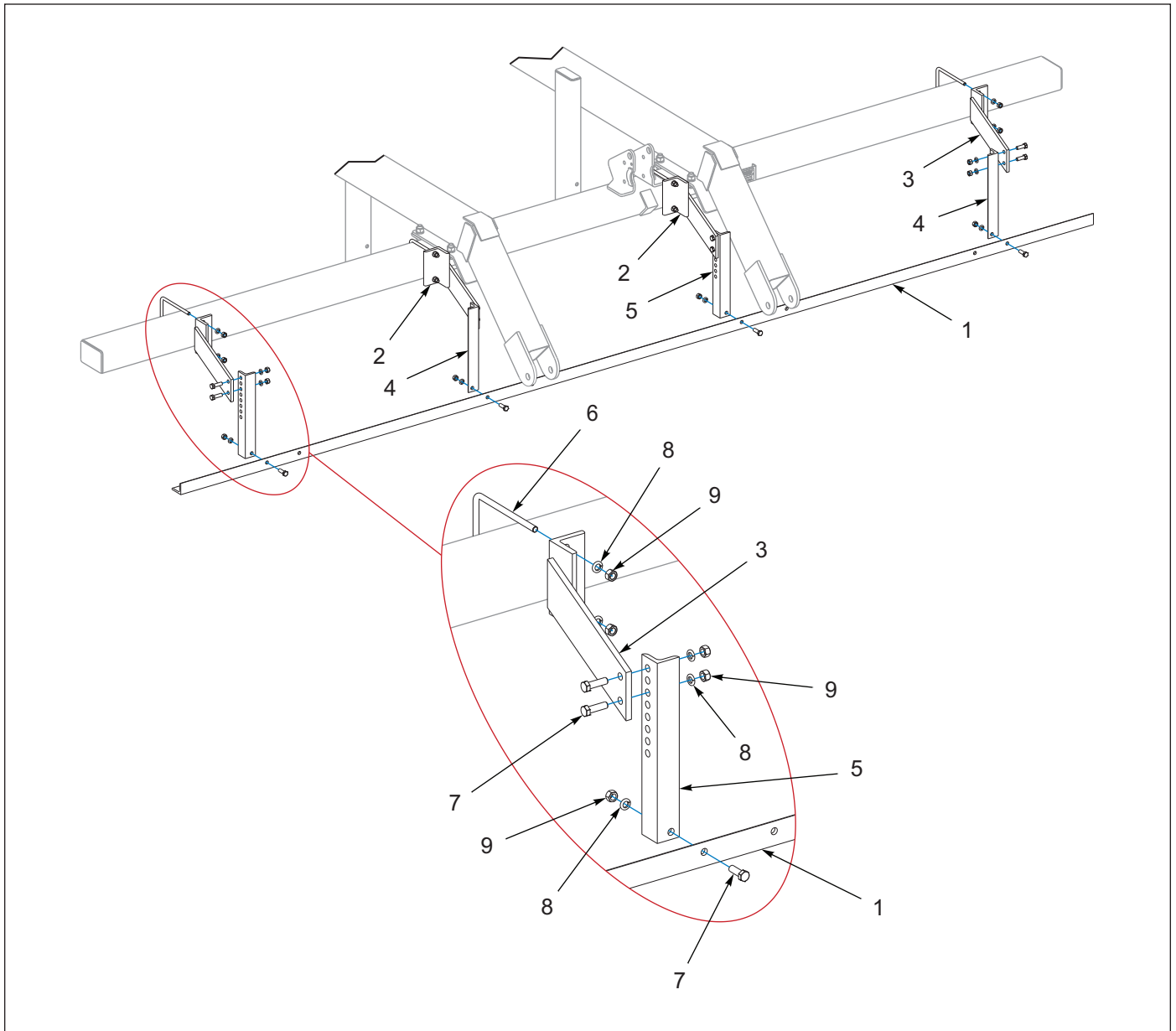


Figure 1-34: Land Leveler Kit - ML 1803 - Optional

Land Leveler Kit - ML 1803 - Optional

ITEM	PART NUMBER	DESCRIPTION	QTY
	8J139	ML 180 LAND LEVELER KIT	--
1	9D020	LEVELER ANGLE	1
2	3J552	BRACKET-L.H.	2
3	3J551	BRACKET-R.H.	2
4	3J557	ADJ. ANGLE-L.H.	2
5	3J556	ADJ. ANGLE-R.H.	2
6	3J561	U-BOLT 1/2-13 X 7-1/2 X 4-1/2	4
7	8C527	SCREW, HEX CAP, 1/2-13UNC X 1-1/2	12
8	1C109	WASHER, LOCK 1/2, ZP	20
9	1C390	NUT HEX 1/2-13, ZP	20

ILLUSTRATED PARTS LIST

V-Leveler Kit - ML 1803 and ML 1643 - Optional

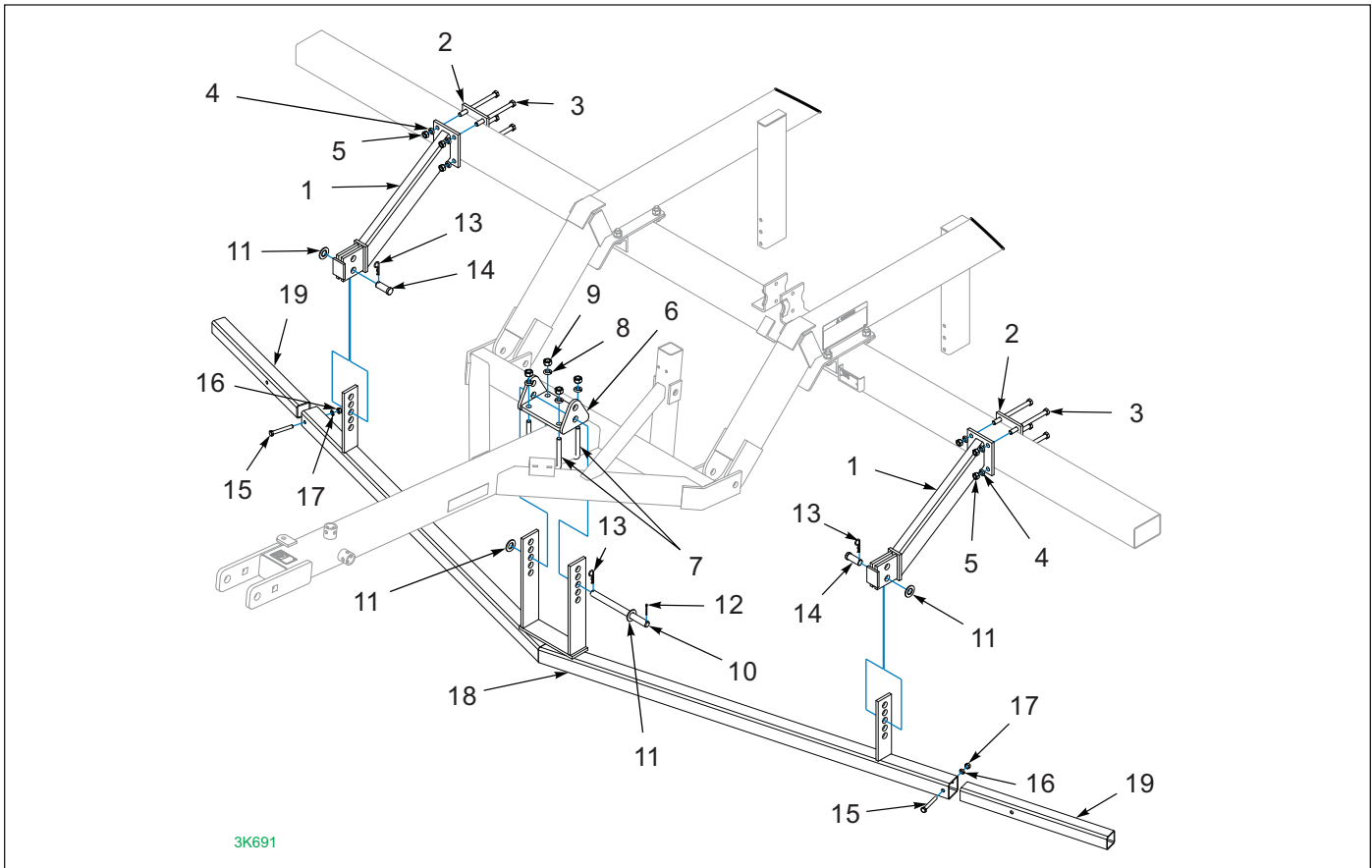


Figure 1-35: V-Leveler Kit - ML 1803 and ML 1643 - Optional

V-Leveler Kit - ML 1803 and ML 1643 - Optional

ITEM	PART NUMBER	DESCRIPTION	QTY
	3K691	V-LEVELER KIT - ML180 & ML164	
1	3K678	ARM WELDMENT	2
2	3K693	PLATE	2
3	1-654-010059-21	SCREW, HEX CAP, 5/8-11UNC X 8 ,GR5	8
4	1-861-010034-15	WASHER, LKG, HLCL SPR, 5/8	8
5	1-512-010007-11	NUT, HEX 5/8-11 GR2, ZP	8
6	3K683	BRACKET	1
7	3J450	U-BOLT 3/4-10 X 6 X 4	2
8	1-861-010034-17	WASHER, LKG, HLCL SPR, 3/4	4
9	1-512-010007-12	NUT, HEX 3/4-10 GR2, ZP	4
10	3K694	PIN (1 X 12.5)	1
11	1-861-010032-24	WASHER FL 1IN NARROW, ZP	4
12	110-0354	5/32 X 1-1/2 COTTER PIN, ZP	1
13	4C856	HAIR PIN COTTER	3
14	5D012	CLEVIS PIN	2
15	1-654-010055-12	SCREW, CP, HX .50-13UNC X 3.75, GR5	2
16	1-861-010034-13	WASHER, LKG HLCL SPR, 1/2	2
17	1-512-010007-09	NUT, HEX 1/2-13, ZP	2
18	3K687	LEVELER - ML148	1
19	3K686	TUBE	1

V-Leveler Kit - ML 1483 - Optional

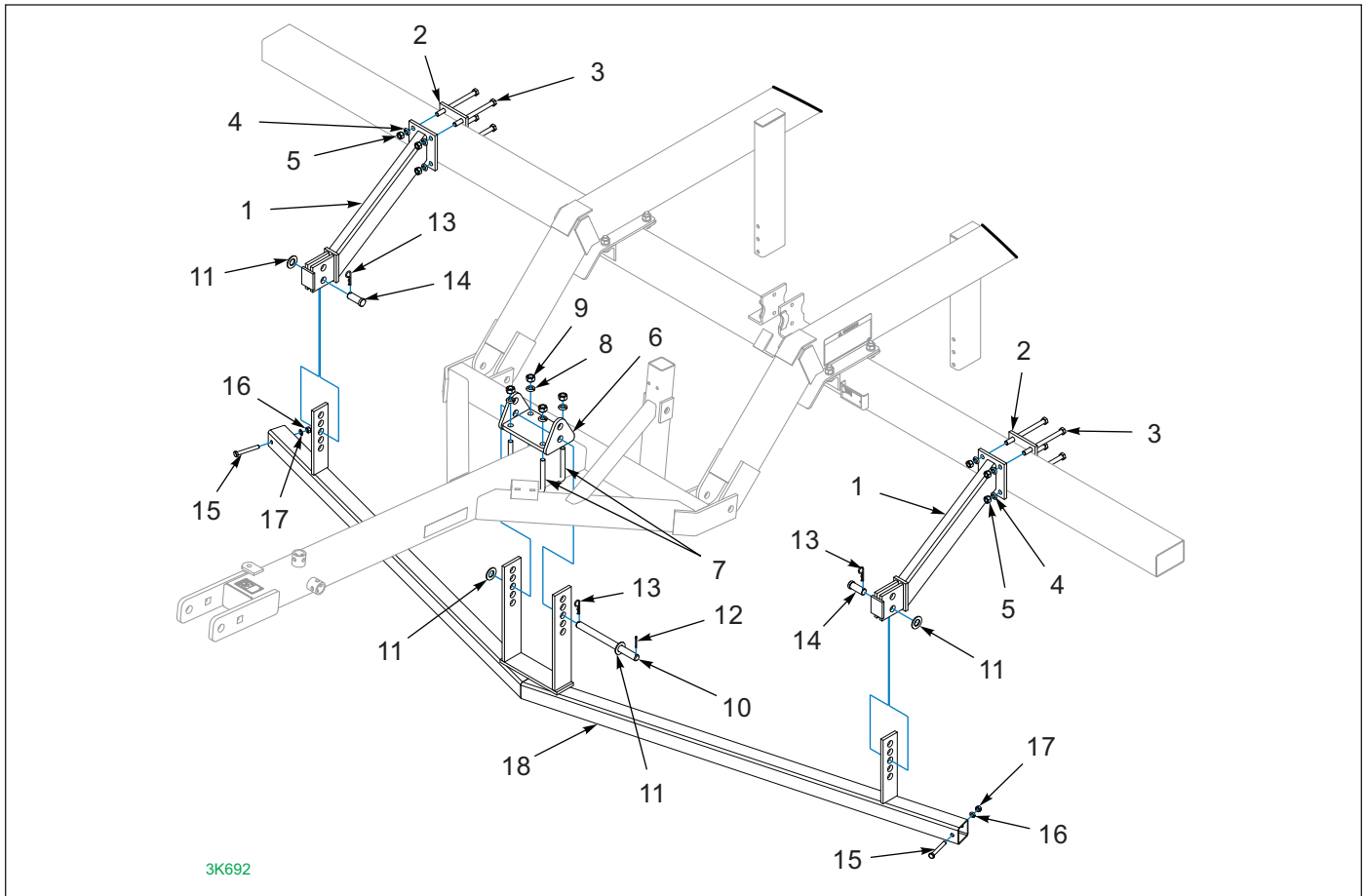


Figure 1-36: V-Leveler Kit - ML 1483 - Optional

V-Leveler Kit - ML 1483 - Optional

ITEM	PART NUMBER	DESCRIPTION	QTY
	3K692	V-LEVELER KIT - ML 148	
1	3K678	ARM WELDMENT	2
2	3K693	PLATE	2
3	1-654-010059-21	SCREW, HEX CAP, 5/8-11UNC X 8, GR5	8
4	1-861-010034-15	WASHER, LKG, HLCL SPR, 5/8	8
5	1-512-010007-11	NUT, HEX 5/8-11 GR2, ZP	8
6	3K683	BRACKET	1
7	3J450	U-BOLT 3/4-10 X 6 X 4	2
8	1-861-010034-17	WASHER,LKG, HLCL SPR, 3/4	4
9	1-512-010007-12	NUT HEX 3/4-10 GR2, ZP	4
10	3K694	PIN (1 X 12.5)	1
11	1-861-010032-24	WASHER FL 1IN NARROW ZP	4
12	110-0354	5/32 X 1-1/2 COTTER PIN, ZP	1
13	4C856	HAIR PIN COTTER	3
14	5D012	CLEVIS PIN	2
15	1-654-010055-12	SCREW, CP, HX .50-13UNC X 3.75, GR5	2
16	1-861-010034-13	WASHER, LKG HLCL SPR, 1/2	2
17	1-512-010007-09	NUT, HEX 1/2-13, ZP	2
18	3K687	LEVELER - ML148	1

ILLUSTRATED PARTS LIST

Hydraulic Cylinder, 3-1/2" x 16 - 08/01/1997 and Prior - Hydraulic Gear

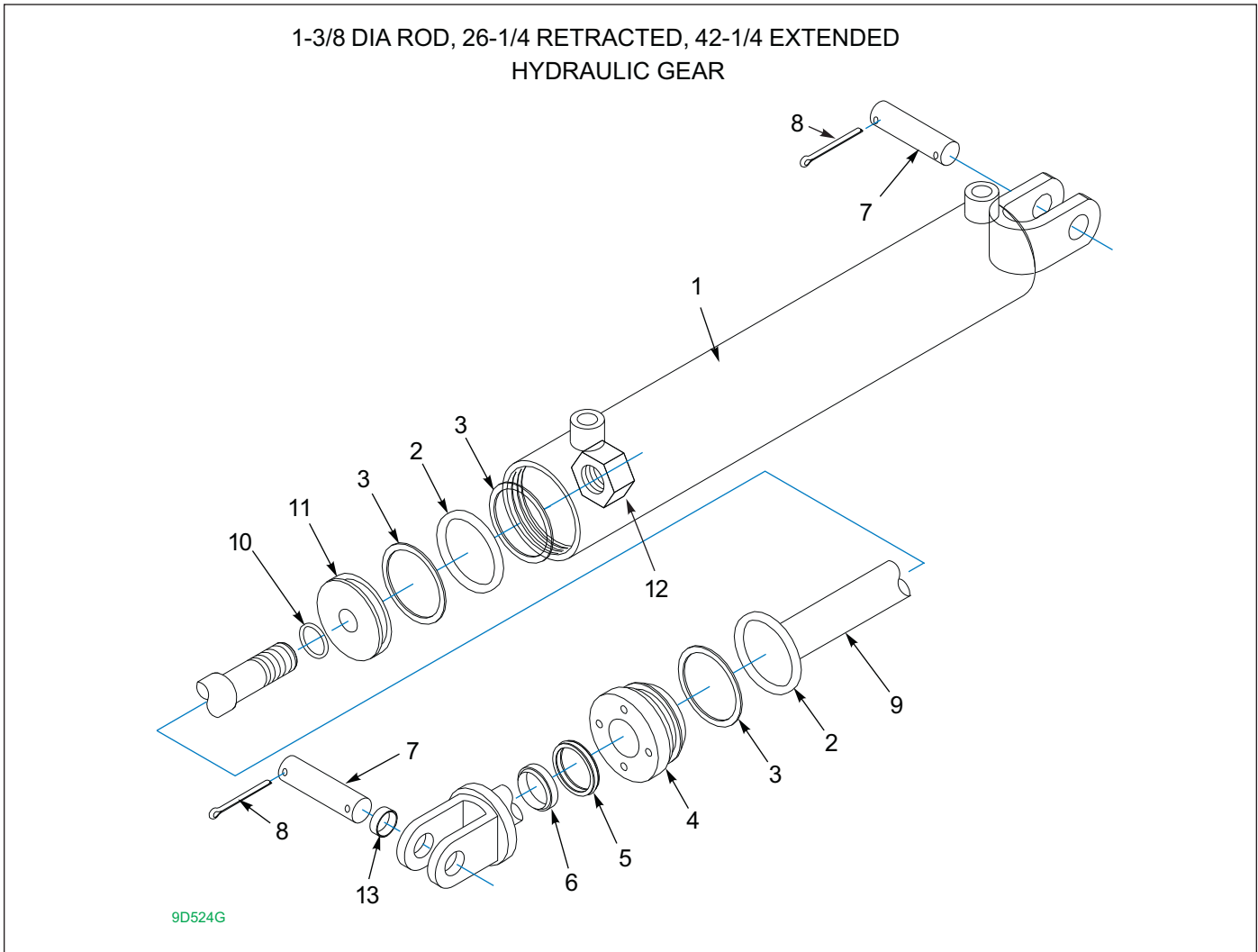


Figure 1-37: Hydraulic Cylinder, 3-1/2" x 16 - 08/01/1997 and Prior - Hydraulic Gear

Hydraulic Cylinder, 3-1/2" x 16 - 08/01/1997 and Prior - Hydraulic Gear

ITEM	PART NUMBER	DESCRIPTION	QTY
	9D524	HYD CYLINDER - 3 1/2 X 16	
1	-----	TUBE ASSEMBLY	1
2	-----	O-RING	2
3	-----	BACK-UP RING	3
4	-----	GLAND	1
5	-----	ROD SEAL AND BACK UP RINGS	1
6	-----	WIPER	1
7	5J650	CLEVIS PIN	2
8	110-4224	PIN,COTTER 3/16 X 2IN LG	4
9	-----	ROD ASSEMBLY	1
10	-----	O RING	1
11	-----	PISTON	1
12	-----	HEX NUT 7/8-14 NF LOCK	1
13	8J918	TENSION BUSHING	2
14	1J961	SEAL KIT (INCLUDES ITEMS 2,3,5,6, AND 10)	REF

Hydraulic Cylinder, 3-1/2" x 16 - 08/01/1997 and Prior - Lion

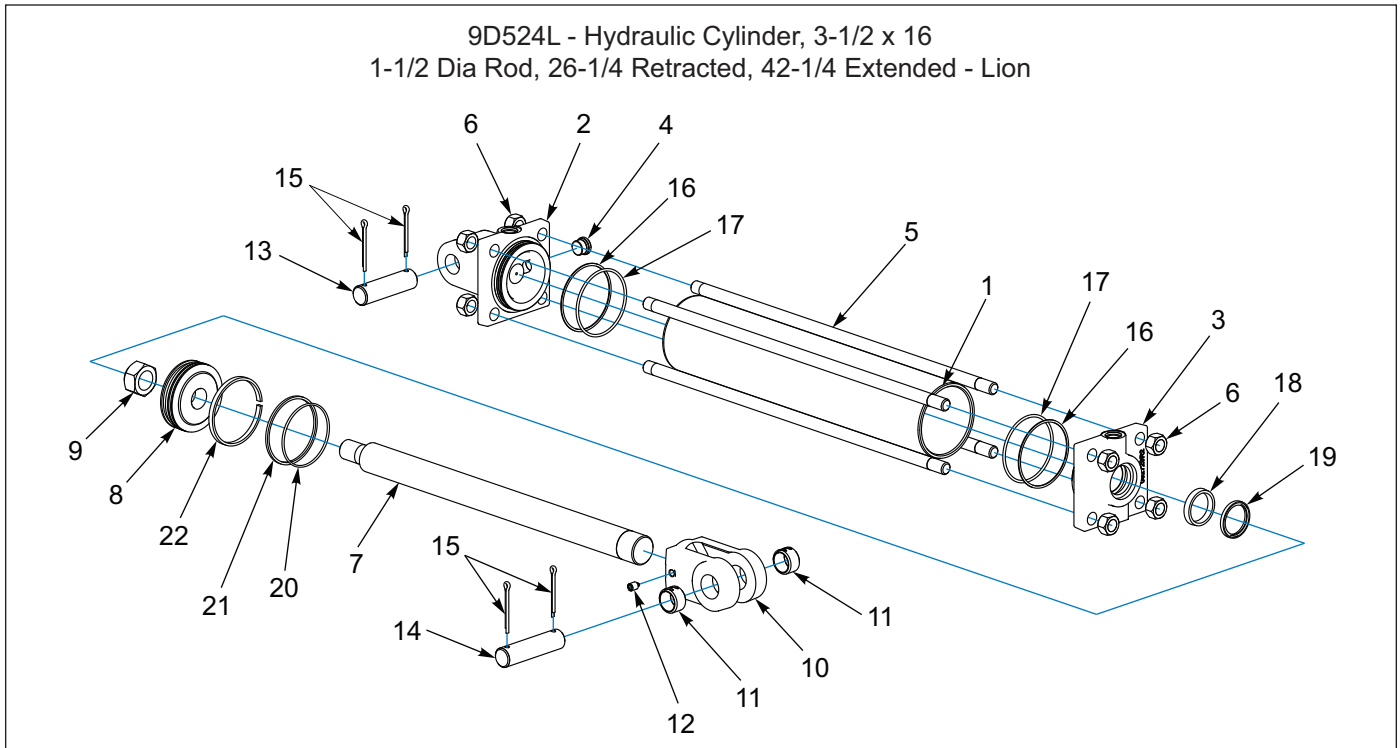


Figure 1-38: Hydraulic Cylinder, 3-1/2" x 16 - 08/01/1997 and Prior - Lion

Hydraulic Cylinder, 3-1/2" x 16 - 08/01/1997 and Prior - Lion

ITEM	PART NUMBER	DESCRIPTION	QTY
	9D524	HYD CYLINDER - 3 1/2 X 16	
1	----	TUBE	1
2	----	CLEVIS CAP	1
3	----	ROD CAP	1
4	----	PLUG, SOCKET HEAD 3/4-16	4
5	----	TIE ROD	1
6	----	NUT, HEX 5/8-18, ZP	8
7	----	ROD	1
8	----	PISTON	1
9	----	NUT, LOCK 1-14,GRB, ZP	1
10	2P740	CLEVIS, ROD END FOR 1 1/2" RO (INCLUDES ITEMS 11 AND 12)	1
11	3P079	SPRING BUSHING,1.0 X 1.2 5 X 0.75	2
12	1P443	SET SCREW, 3/8-16 X 1/2 NYL	1
13	5J650	CLEVIS PIN (1.0 X 3.625 H2)	1
14	7J067	CLEVIS PIN (1.0 X 4.0 H2)	1
15	110-4224	COTTER PIN (3/16 X 2 ZP)	4
16	----	SEAL, BU#236 19PI-236	2
17	----	O-RING, 236 (3.25 X 3.5) D90	2
18	----	SEAL, HALLITE 605 ROD 1-1/2 D	1
19	----	SEAL,NOK-AR2263-EO 1-1/2"BO	1
20	----	O-RING,151 (3.0 X 3.188) DUR90	1
21	----	SEAL, PTFE PISTON RING 3-1/2D	1
22	----	WEAR RING,3.50-3.25-.25-GFN	1
23	1P744	LION CYLINDER SEAL KIT (3.5") (INCLUDES ITEMS 16-22)	REF

ILLUSTRATED PARTS LIST

Hydraulic Cylinder, 3-1/2" x 16 - 08/01/2000 and Prior - Hydraulic Gear

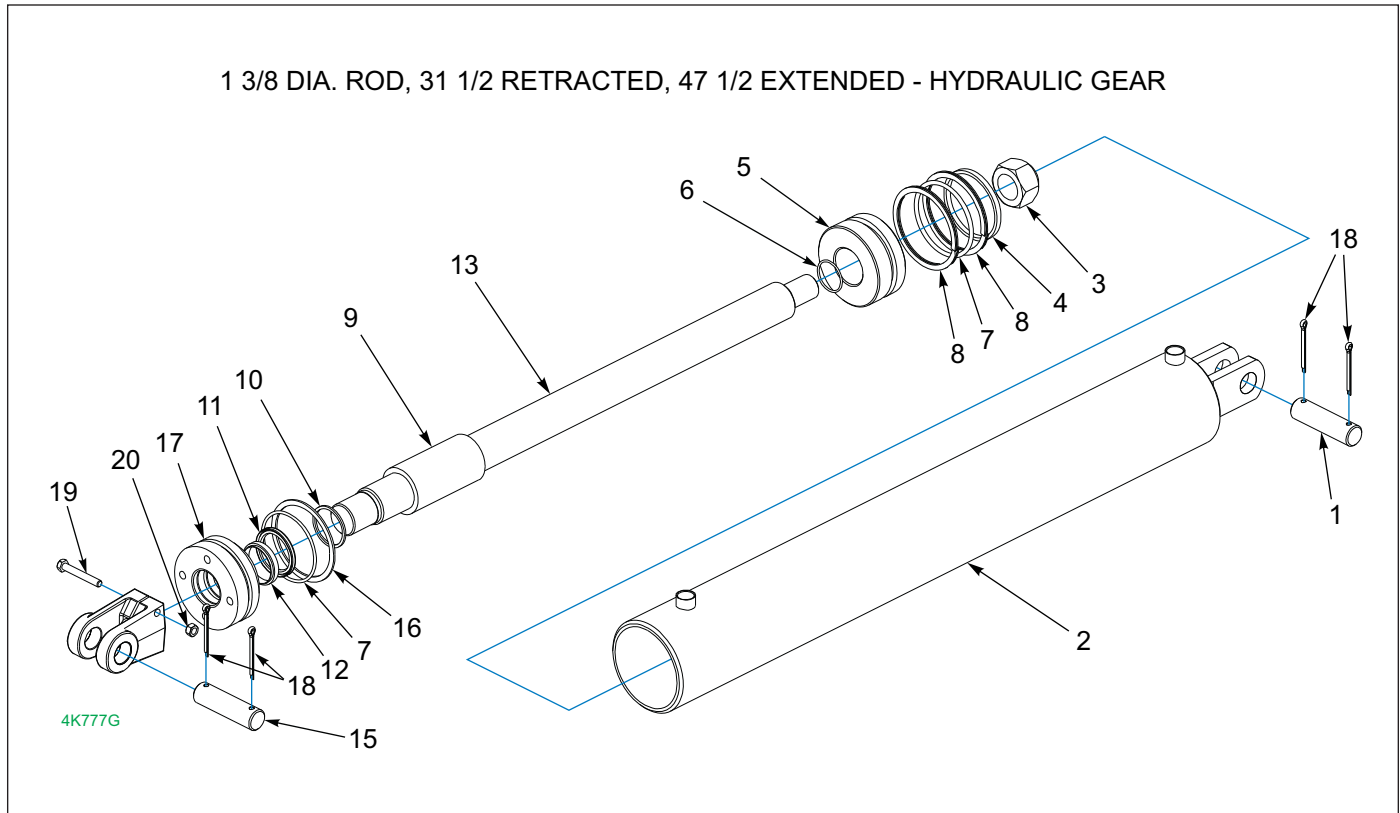


Figure 1-39: Hydraulic Cylinder, 3-1/2" x 16 - 08/01/2000 and Prior - Hydraulic Gear

Hydraulic Cylinder, 3-1/2" x 16 - 08/01/2000 and Prior - Hydraulic Gear

ITEM	PART NUMBER	DESCRIPTION	QTY
	4K777	HYD CYL - 3 1/2 X 16	
1	5J650	CLEVIS PIN	1
2	-----	TUBE ASSY FOR 4K777G CYL	1
3	-----	LOCK NUT, 1-14	1
4	-----	WEAR RING	1
5	-----	PISTON FOR 4K777G CYL	1
6	-----	O-RING	1
7	-----	O-RING	2
8	-----	SPRING BACKUP	2
9	-----	SPACER FOR 4K777G CYL	1
10	-----	WEAR RING	1
11	-----	O-RING	1
12	-----	WIPER	1
13	-----	ROD FOR 4K777G CYL	1
14	5J195	CLEVIS (7000215)	1
15	-----	CLEVIS	1
16	-----	BACKUP RING	1
17	-----	PACKING GLAND	1
18	110-4224	COTTER PIN (3/16 X 2")	4
19	1J565	CAPSCREW (5/16-18 NC X 2 1/2" GR5)	1
20	6C748	NUT NY-LOCK 5/16-18 ZP	1
21	5K793	SEAL KIT FOR 4K777G CYL (INCLUDES ITEMS 4,6-8,10-12, AND 16)	REF

Hydraulic Cylinder, 3-1/2" x 16 - 08/01/2000 to 01/15/2008 - Hydraulic Gear

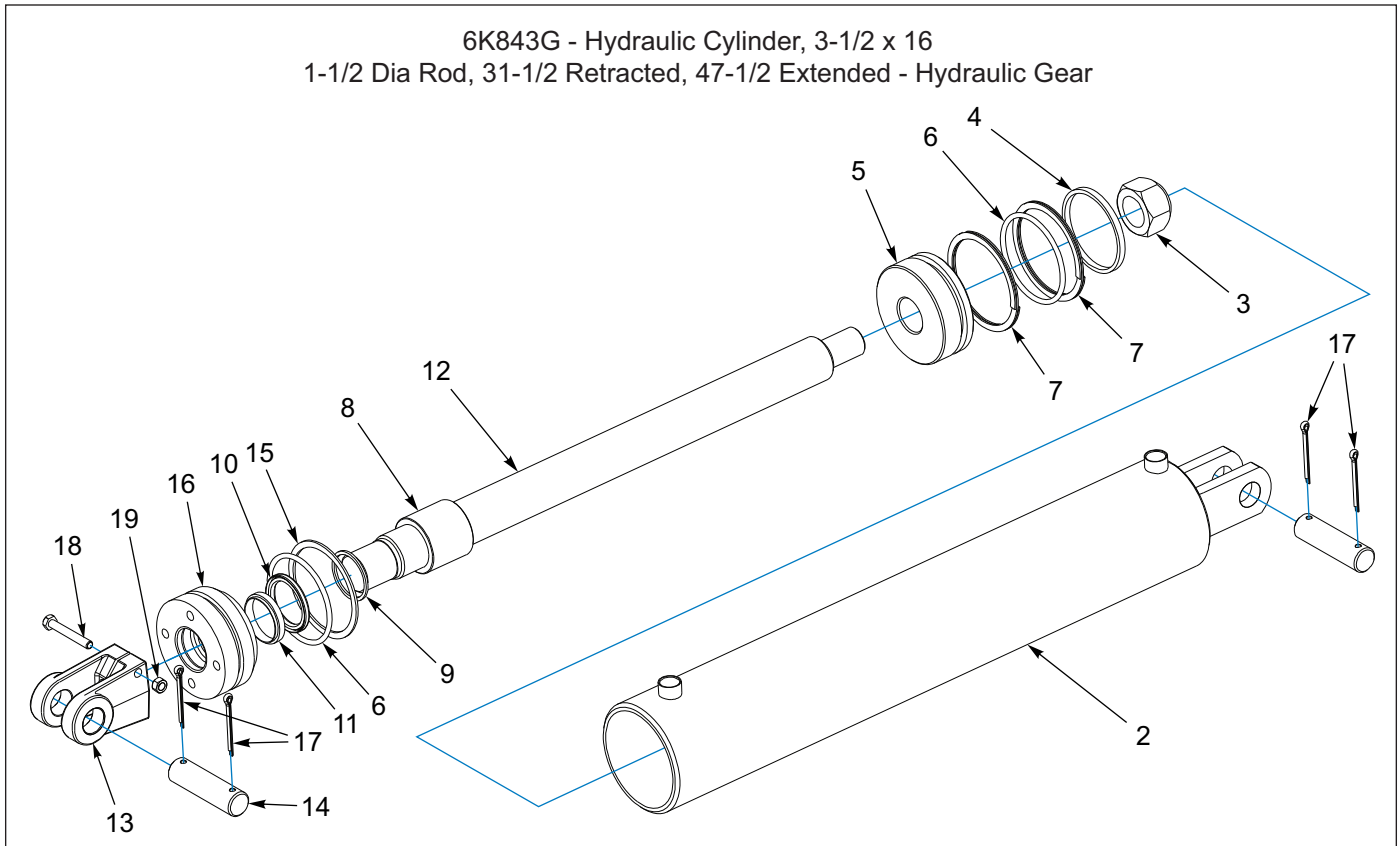


Figure 1-40: Hydraulic Cylinder, 3-1/2" x 16 - 08/01/2000 to 01/15/2008 - Hydraulic Gear

Hydraulic Cylinder, 3-1/2" x 16 - 08/01/2000 to 01/15/2008 - Hydraulic Gear

ITEM	PART NUMBER	DESCRIPTION	QTY
	6K843	HYD CYLINDER - 3 1/2 X 16	
1	5J650	CLEVIS PIN	1
2	-----	TUBE ASSEMBLY	1
3	-----	LOCK NUT, 1-14	1
4	-----	WEAR RING	1
5	-----	PISTON	1
6	-----	O-RING	1
7	-----	SPIRAL TEFLON BACKUP	2
8	-----	SPACER FOR 6K843G CYLINDER	1
9	-----	WEAR RING	1
10	-----	POLYSEAL	1
11	-----	WIPER	1
12	-----	ROD	1
13	5J195	CLEVIS (7000215)	1
14	-----	PIN	1
15	-----	BACKUP RING	1
16	-----	PACKING GLAND FOR 6K843G *OBS*	1
17	110-4224	COTTER PIN (3/16 X 2")	4
18	1J565	CAPSCREW (5/16-18NC X 2 1/2 GR5)	1
19	6C748	NUT NY-LOCK 5/16-18 ZP	1
20	7K260	SEAL KIT FOR 6K834G CYLINDER (INCLUDES ITEMS 4,6,7,9-11, AND 15)	REF

ILLUSTRATED PARTS LIST

Hydraulic Cylinder, 3-1/2" x 16 - 01/15/2008 and After - Lion

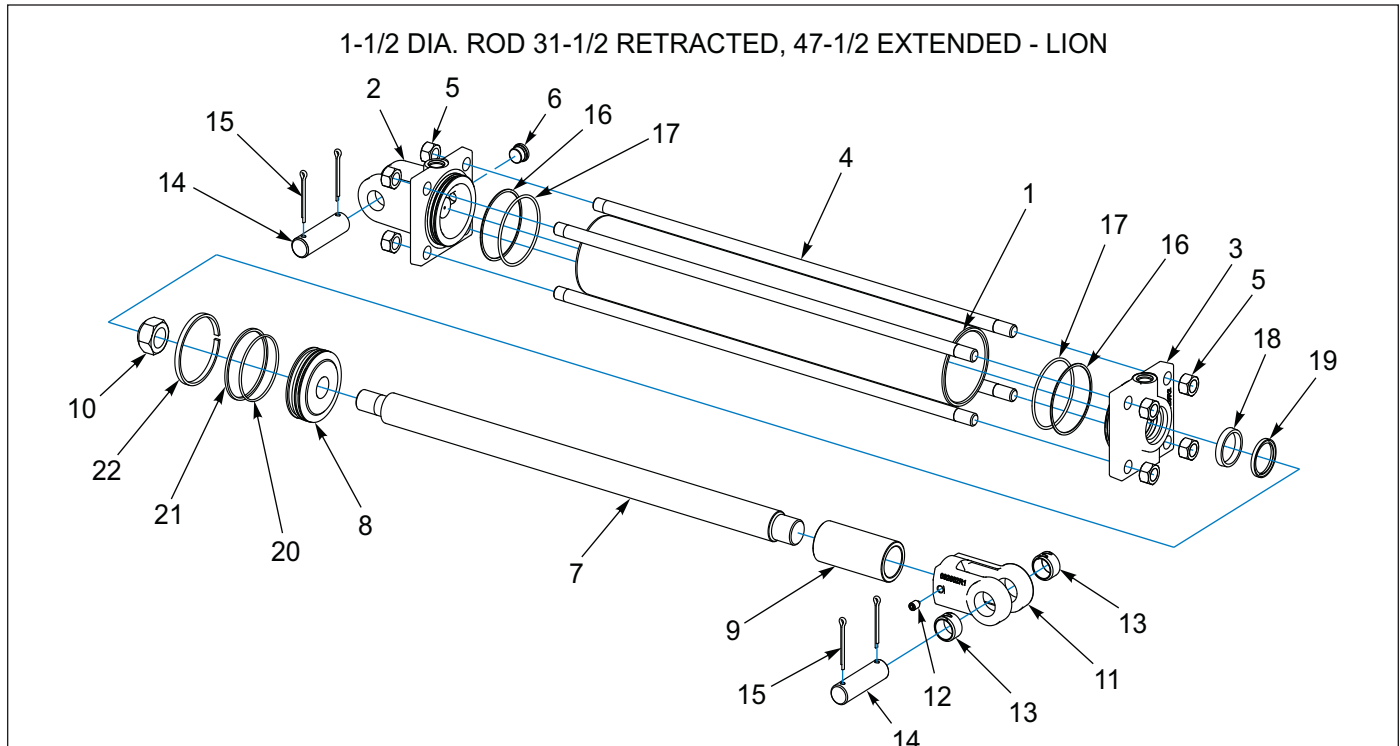


Figure 1-41: Hydraulic Cylinder, 3-1/2" x 16 - 01/15/2008 and After - Lion

Hydraulic Cylinder, 3-1/2" x 16 - 01/15/2008 and After - Lion

ITEM	PART NUMBER	DESCRIPTION	QTY
	6K843	HYD CYLINDER - 3 1/2 X 16	
1	----	TUBE	1
2	----	CLEVIS CAP	1
3	----	ROD CAP	1
4	----	TIE ROD	4
5	----	NUT, HEX 5/8-18, ZP	8
6	----	PLUG, SOCKET HEAD 3/4-16	8
7	----	ROD	1
8	----	PISTON	2
9	----	STOP TUBE	2
10	----	NUT, LOCK 1-14, GRB, ZP	1
11	2P111	CLEVIS, ROD END FOR 1 1/2" RO (INCLUDES ITEMS 12 AND 13)	1
12	1P443	SET SCREW, 3/8-16 X 1/2 NYL	1
13	3P079	SPRING BUSHING, 1.0 X 1.25 X 0.75	2
14	5J650	CLEVIS PIN (1.0 X 3.625 H2)	2
15	110-4224	PIN, COTTER, 3/16 X 2IN LG	4
16	----	SEAL,BU#236 19PI-236	2
17	----	O-RING,236 (3.25 X 3.5) D90	2
18	----	SEAL, HALLITE 605 ROD 1-1/2 D	1
19	----	SEAL, NOK-AR2263-EO 1-1/2BO	1
20	----	O-RING,151 (3.0 X 3.188) DUR90	1
21	----	SEAL,PTFE PISTON RING 3-1/2D	1
22	----	WEAR RING, 3.50-3.25-.25-GFN	1
23	1P744	LION CYLINDER SEAL KIT (3.5") (INCLUDES ITEMS 16-22)	REF

ILLUSTRATED PARTS LIST

Hydraulic Cylinder, 3" x 8 - Cross

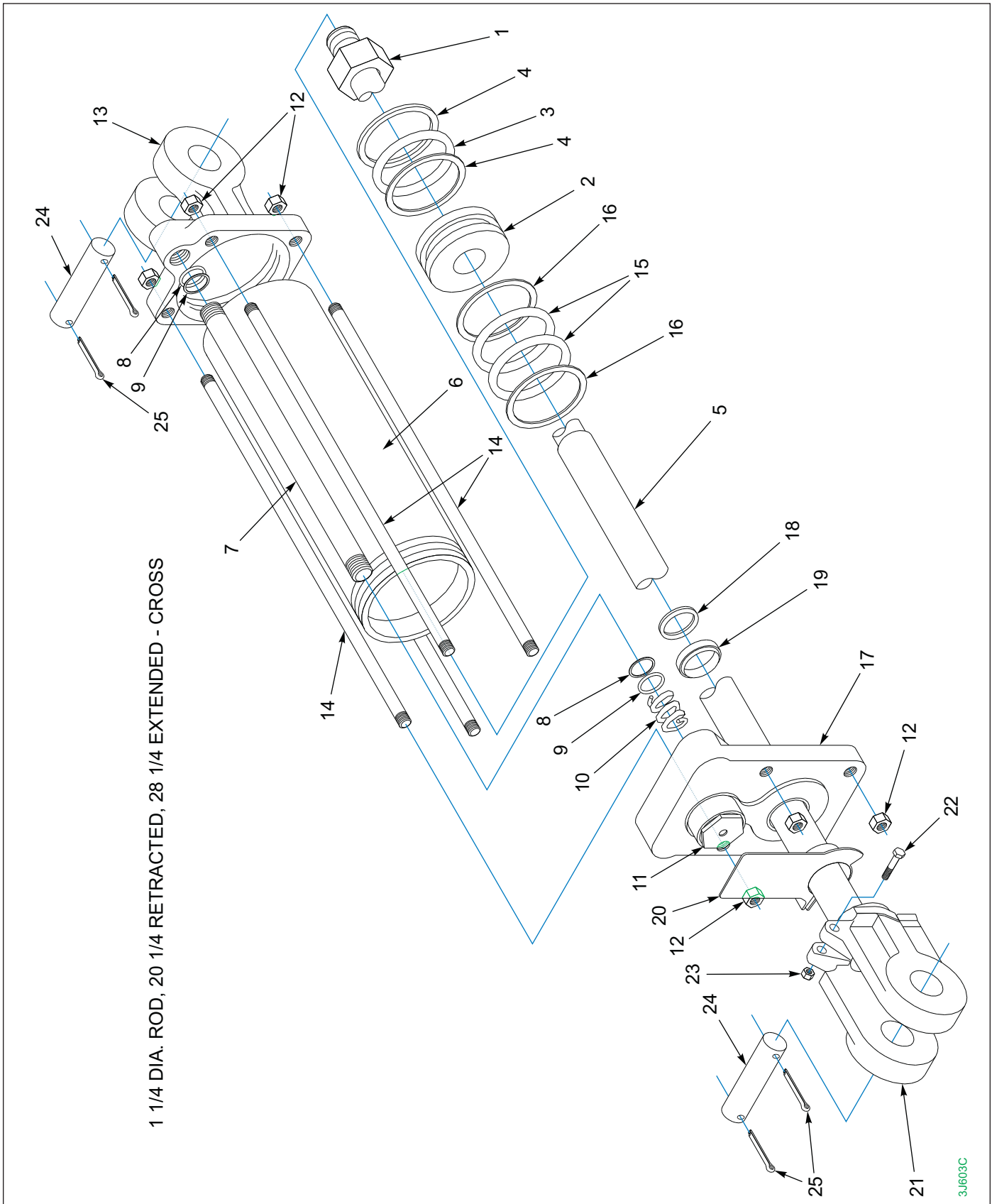


Figure 1-42: Hydraulic Cylinder, 3" x 8 - Cross

Hydraulic Cylinder, 3" x 8 - Cross

ITEM	PART NUMBER	DESCRIPTION	QTY
	3J603	HYDRAULIC CYLINDER - 3 X 8 (CHECK CYLINDER, C = CROSS)	
1	5K684	NUT	1
2	5K685	PISTON FOR 3J603C	1
3	-----	O-RING	1
4	-----	BACK-UP RING	2
5	5K686	ROD FOR 3J603C	1
6	5K687	TUBE	1
7	5K688	FEED TUBE	1
8	-----	BACK-UP RING	2
9	-----	O-RING	2
10	5K689	SPRING	1
11	5K690	CART. ASSEMBLY (OBS)	1
12	5K691	NUT	8
13	5K692	BASE CLEVIS	1
14	5K693	TIE ROD	4
15	-----	O-RING	2
16	-----	BACK-UP RING	2
17	5K694	HEAD	1
18	-----	U-CUP	1
19	-----	WIPER	1
20	5K695	ACT. ASSEMBLY	1
21	5K696	ROD CLEVIS	1
22	5K697	CAPSCREW	1
23	5K698	NUT	1
24	7J067	CLEVIS PIN (1 X 4)	2
25	110-4224	COTTER PIN (3/16 X 2)	4
26	5K699	SEAL KIT (INCLUDES ITEMS 3,4,8,9,15,16,18, AND 19)	REF

ILLUSTRATED PARTS LIST

Hydraulic Cylinder, 3" x 8 - Prince

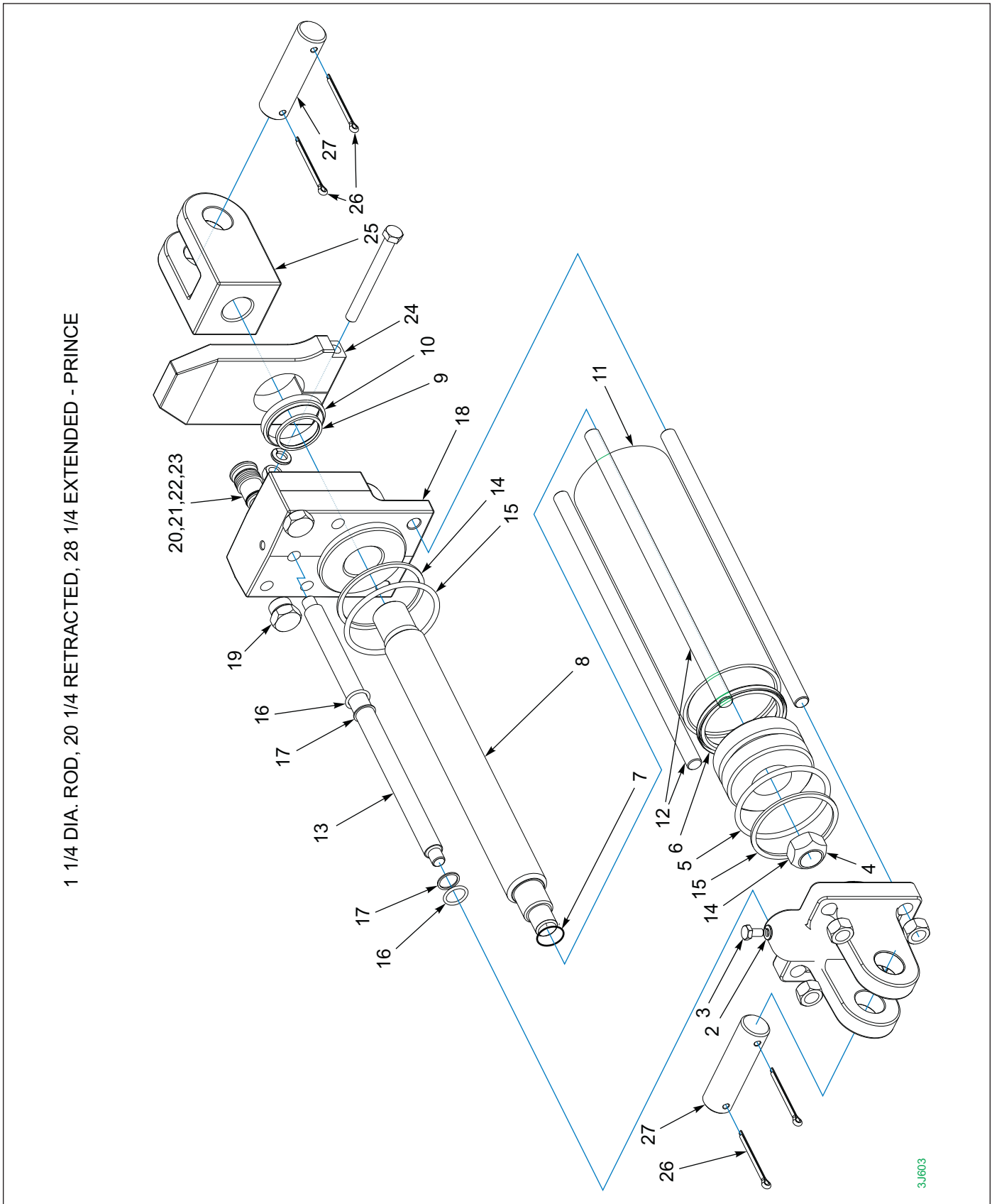


Figure 1-43: Hydraulic Cylinder, 3" x 8 - Prince

Hydraulic Cylinder, 3" x 8 - Prince

ITEM	PART NUMBER	DESCRIPTION	QTY
	3J603	HYDRAULIC CYLINDER (CHECK CYLINDER, P = PRINCE)	
1	-----	BUTT (BASE)	1
2	-----	NYLTITE SEAL	1
3	3J730	CAPSCREW	1
4	6D918	LOCK NUT (3/4-16)	1
5	-----	PISTON	1
6	-----	URETHANE SEAL	1
7	-----	O-RING	1
8	-----	PISTON ROD	1
9	-----	U-CUP	1
10	-----	WIPER	1
11	3J719	TUBE, CYL	1
12	3J721	TIE ROD	4
13	3J720	MANIFOLD TUBE	1
14	-----	BACK-UP WASHER	2
15	-----	O-RING	2
16	-----	O-RING	2
17	-----	BACK-UP WASHER	2
18	7J050	GLAND (WITH PORTS REQUIRING O-RINGS)	1
18	3J726	GLAND (WITH PIPE THREADS)	1
19	7J025	O-RING PLUG	1
20	9J638	VALVE ASSEMBLY	1
21	-----	O-RING	1
22	-----	O-RING	1
23	-----	BACK-UP WASHER	1
24	9J804	STRIKER PLATE ASM-5K695 - DEA	1
25	-----	CLEVIS ASSEMBLY	1
26	110-4224	COTTER PIN (3/16 X 2)	4
27	5J650	CLEVIS PIN	2
28	3J729	SEAL KIT FOR 3J603 CYL (INCLUDES ITEMS 6,7,9 AND 14-17)	REF

ILLUSTRATED PARTS LIST

Decals

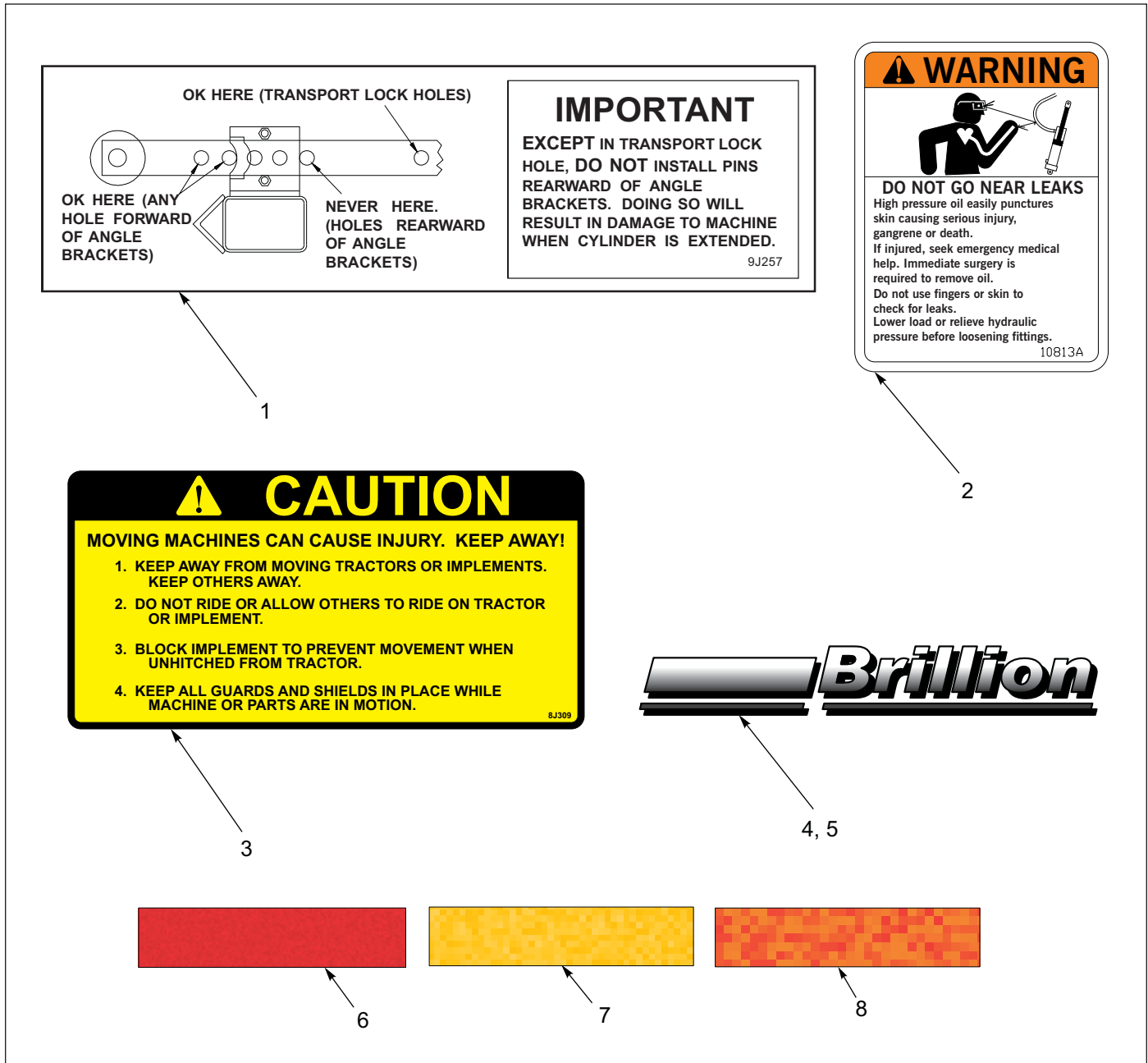


Figure 1-44: Decals

Decals

ITEM	PART NUMBER	DESCRIPTION	QTY
1	9J257	'IMPORTANT' DECAL (PRIOR TO JULY 2016)	1
2	3K706	DECAL-WARNING HYDRAULIC LEAKS	1
3	8J309	DECAL - 'CAUTION'	1
4	4K036	DECAL-BRILLION (2 3/4 X 20)	4
5	4K039	DECAL-BRILLION (3 1/2 X 40)	2
6	528933	REFLECTOR - RED	4
7	528934	REFLECTOR - YELLOW	2
8	528938	STRIPE, ORANGE	4

Glossary

For clarity this glossary of industry standard abbreviations and their definitions are provided. For additional information, see instruction on the inside front cover or the last page of this manual.

A

ASM Assembly

B

BATT Battery
BHSC Button Head Socket Cap
BLK Black

C

CB Carriage Bolt
CONN Connector
CRG Carriage
CTSK Countersunk
CTWT Counterweight
CVR Cover
CYD Cylinder

D

DBL Double
DIA Diameter

E

ENCLSD Enclosed

F

FHCS Flanged Head Cap Screw
FHHCS Flanged Hex Head Cap Screw
FL OR FLG Flange
FLT Flat

G

GA Gauge

H

HHCS Hex Head Cap Screw
HCS High Carbon Steel
HD Head
HLCL Helical
HCSKT Hex Socket
HSFC Hex Socket Flat Countersunk
HYD Hydraulic

I

ID Inside Diameter

L

LH Lefthand
LKG OR LOCK Locking
LWR Lower

M

MANF Manifold
MNT Mount

N

NRW Narrow
---- Not Serviced Separately

O

OD Outside Diameter
OHG Overhead Guard
ORFS OR ORS O-Ring Seal
ORP OR ORB O-Ring Boss

P

P-STEER Power Steering
PTFE Polytetrafluoroethylene (Teflon)

R

RH Righthand
RND Round

S

SER Series
SHCS Socket Head Cap Screw
SHLD Shield
SKT Socket
SLFLKG Selflocking
SOC Socket
SPDT Single Pole Double Throw
SPR Spring
SQ Square
SRTD Serrated
SSCR Setscrew
SST Stainless Steel
STD Standard

U

UPR Upper

W

WHL Wheel
WLD OR WLDMT Weldment

Numerics

105-0093	1-5, 1-7	168359	1-12
105-0228	1-39	169561	1-9
105874	1-39	174435	1-39
110-0354	1-48, 1-49	174436	1-39
110-4224	1-50, 1-51, 1-52, 1-53, 1-54, 1-57, 1-59	174437	1-39
1-116-010019	1-5, 1-7	175151	1-39
1-298-010001-1	1-11, 1-13	175152	1-39
141434	1-9	178506	1-39
143871	1-44	178529	1-39
147072	1-7	1-861-010032-06	1-39
1-512-010005-01	1-39, 1-44	1-861-010032-18	1-5, 1-7
1-512-010005-05	1-12, 1-39	1-861-010032-24	1-5, 1-7, 1-9, 1-11, 1-48, 1-49
1-512-010005-09	1-5, 1-7	1-861-010034-13	1-32, 1-45, 1-48, 1-49
1-512-010005-13	1-5, 1-7	1-861-010034-15	1-3, 1-11, 1-17, 1-19, 1-21, 1-23, 1-25, 1-44, 1-48, 1-49
1-512-010005-19	1-9	1-861-010034-17	1-48, 1-49
1-512-010007-09	1-32, 1-45, 1-48, 1-49	196120	1-5
1-512-010007-11	1-44, 1-48, 1-49	199057	1-31
1-512-010007-12	1-48, 1-49	199058	1-31
151508	1-9	199588	1-39
1-557-010327	1-7	1C023	1-11
164700	1-39	1C109	1-17, 1-19, 1-21, 1-23, 1-26, 1-27, 1-40, 1-41, 1-42, 1-43, 1-46, 1-47
1-647-010004221	1-5, 1-7, 1-11	1C120	1-41, 1-42, 1-43
1-654-010047-06	1-44	1C182	1-41, 1-42, 1-43
1-654-010047-08	1-39	1C183	1-41, 1-42, 1-43
1-654-010047-09	1-39	1C210	1-3, 1-25
1-654-010051-06	1-5	1C211	1-3, 1-25
1-654-010051-10	1-5	1C216	1-41, 1-42, 1-43
1-654-010051-13	1-12	1C277	1-41, 1-42, 1-43
1-654-010055-12	1-48, 1-49	1C354	1-25, 1-35
1-654-010055-15	1-5, 1-7	1C355	1-25, 1-35
1-654-010059-05	1-5, 1-7	1C390	1-17, 1-19, 1-21, 1-23, 1-26, 1-27, 1-40, 1-41, 1-42, 1-43, 1-46, 1-47
1-654-010059-21	1-48, 1-49	1C392	1-3, 1-11, 1-17, 1-19, 1-21, 1-23, 1-25
1-654-010080-2	1-32	1C675	1-3

1C788	1-17, 1-19, 1-21, 1-23	2J094	1-17, 1-19, 1-21, 1-23
1D014	1-19, 1-23	2J155	1-19, 1-23
1D273	1-13	2J241	1-19, 1-23
1D424	1-3	2J858	1-9
1D594	1-5, 1-7	2K501	1-25
1J131	1-35	2K672	1-17, 1-19, 1-21, 1-23
1J377	1-13	2P071	1-5
1J390	1-13	2P111	1-54
1J398	1-11, 1-12, 1-13	2P151	1-3
1J463	1-13	2P252	1-5
1J565	1-52, 1-53	2P253	1-39
1J834	1-19, 1-23	2P740	1-51
1J887	1-19, 1-23	3C127	1-3
1J961	1-50	3C173	1-13
1K033	1-3	3C350	1-13
1K034	1-3	3C910	1-3
1K035	1-3	3J131	1-26, 1-27
1K036	1-3	3J450	1-25, 1-48, 1-49
1K037	1-3	3J496	1-9
1K038	1-3	3J512	1-5, 1-7
1K040	1-3	3J551	1-45, 1-46, 1-47
1K041	1-3	3J552	1-45, 1-46, 1-47
1K083	1-41	3J556	1-45, 1-46, 1-47
1K084	1-42	3J557	1-45, 1-46, 1-47
1K085	1-43	3J561	1-40, 1-45, 1-46, 1-47
1K089	1-3	3J603	1-17, 1-19, 1-37, 1-57, 1-59
1K181	1-9	3J615	1-35
1K188	1-5, 1-7, 1-9	3J719	1-59
1K892	1-12	3J720	1-59
1P443	1-51, 1-54	3J721	1-59
1P744	1-51, 1-54	3J726	1-59
201436	1-5, 1-11	3J730	1-59
201439	1-5	3J880	1-5, 1-7
201440	1-5	3K045	1-26, 1-27
205353	1-39	3K073	1-3, 1-19, 1-23
2C458	1-17, 1-19, 1-21, 1-23	3K074	1-3, 1-17, 1-21
2C628	1-17, 1-21	3K678	1-48, 1-49
2C643	1-11	3K683	1-48, 1-49

3K686	1-48	5C480	1-13
3K687	1-48, 1-49	5C911	1-13
3K691	1-48	5C912	1-13
3K692	1-49	5D012	1-48, 1-49
3K693	1-48, 1-49	5D110	1-21, 1-23
3K694	1-48, 1-49	5D921	1-17, 1-19, 1-21, 1-23
3K706	1-9, 1-60	5J080	1-19, 1-23
3P079	1-51, 1-54	5J082	1-19, 1-23
4C446	1-9	5J195	1-52, 1-53
4C856	1-48, 1-49	5J375	1-28, 1-29, 1-30, 1-31, 1-32
4C858	1-9, 1-21, 1-23	5J571	1-5, 1-11
4D100	1-9	5J609	1-19, 1-23
4D386	1-17, 1-21	5J616	1-17, 1-19, 1-21, 1-23
4D982	1-35	5J650	1-50, 1-51, 1-52, 1-53, 1-54, 1-59
4J549	1-7	5J768	1-7, 1-21, 1-23
4J918	1-39	5K597	1-36
4K036	1-3, 1-60	5K684	1-57
4K039	1-3, 1-60	5K685	1-57
4K602	1-36, 1-37	5K686	1-57
4K603	1-36	5K687	1-57
4K751	1-40	5K688	1-57
4K772	1-40	5K689	1-57
4K773	1-40	5K690	1-57
4K774	1-40	5K691	1-57
4K777	1-35, 1-52	5K692	1-57
4K780	1-40	5K693	1-57
4K800	1-40	5K694	1-57
4K861	1-36	5K695	1-57
4K881	1-36	5K696	1-57
4K912	1-36, 1-37	5K697	1-57
4K919	1-37	5K698	1-57
528933	1-3, 1-39, 1-60	5K699	1-57
528934	1-3, 1-9, 1-39, 1-60	5K793	1-52
528938	1-39, 1-60	6C400	1-5, 1-7
5C078	1-17, 1-19, 1-21, 1-23	6C748	1-3, 1-52, 1-53
5C100	1-11	6D037	1-3
5C392	1-3, 1-19, 1-23	6D065	1-41, 1-42, 1-43
5C479	1-13	6D148	1-35

6D309	1-11	8J085	1-5, 1-7
6D333	1-5, 1-7	8J104	1-5, 1-7
6D918	1-59	8J113	1-5, 1-7
6J045	1-5, 1-7	8J118	1-5, 1-7
6J150	1-40	8J127	1-44
6J189	1-14	8J129	1-17, 1-19, 1-21, 1-23
6J459	1-5, 1-7	8J139	1-47
6J460	1-5, 1-7	8J140	1-46
6J580	1-7	8J141	1-45
6K302	1-36	8J163	1-5, 1-7
6K351	1-31	8J172	1-17, 1-21
6K352	1-31	8J212	1-5, 1-7
6K458	1-5, 1-7	8J309	1-3, 1-60
6K843	1-5, 1-7, 1-11, 1-35, 1-36, 1-53, 1-54	8J650	1-25, 1-35, 1-36
6K926	1-11, 1-14	8J790	1-14
7D014	1-19, 1-23	8J792	1-14
7D040	1-17, 1-19	8J903	1-5, 1-7
7D728	1-19, 1-23	8J918	1-50
7J025	1-59	9C031	1-32
7J026	1-35	9C059	1-11
7J050	1-59	9D020	1-47
7J067	1-51, 1-57	9D021	1-46
7J237	1-17, 1-19	9D022	1-45
7J990	1-3, 1-25, 1-44	9D524	1-35, 1-50, 1-51
7J998	1-17, 1-19, 1-21, 1-23	9D653	1-11
7K260	1-53	9D662	1-17, 1-21
8C527	1-45, 1-46, 1-47	9D673	1-32
8D857	1-9	9D674	1-40
8J001	1-28	9D851	1-35, 1-40
8J014	1-41, 1-42, 1-43	9D923	1-13
8J015	1-41, 1-42, 1-43	9J088	1-11, 1-12
8J023	1-13	9J090	1-3, 1-17, 1-21
8J034	1-43	9J091	1-3, 1-19, 1-23
8J051	1-44	9J096	1-17, 1-21
8J073	1-17, 1-19, 1-21, 1-23	9J103	1-3
8J076	1-42	9J104	1-3
8J077	1-41	9J107	1-21
8J083	1-7, 1-21, 1-23	9J108	1-19, 1-23

9J109	1-19, 1-23	9J582	1-41, 1-42, 1-43
9J110	1-19, 1-23	9J584	1-41, 1-42, 1-43
9J111	1-17, 1-19, 1-21, 1-23	9J588	1-41, 1-42, 1-43
9J112	1-19, 1-23	9J638	1-59
9J114	1-23	9J804	1-59
9J120	1-17, 1-21	9J811	1-29, 1-30
9J143	1-23	9J818	1-29, 1-30
9J144	1-23	9J819	1-29, 1-30
9J145	1-21	9J820	1-29, 1-30
9J146	1-21	9J821	1-29, 1-30
9J187	1-3, 1-25	9J822	1-25, 1-29
9J214	1-17, 1-19	9J824	1-25, 1-29
9J216	1-17, 1-19	9J825	1-25, 1-30
9J218	1-17	9J826	1-25, 1-29
9J220	1-19	9J828	1-25, 1-29
9J257	1-7, 1-60	9J829	1-25, 1-30
9J277	1-29	9J830	1-25, 1-29
9J278	1-5, 1-7	9J832	1-25, 1-29
9J500	1-28	9J833	1-25, 1-30
9J502	1-33	9J882	1-26
9J503	1-33	9J883	1-25, 1-26
9J511	1-28, 1-29, 1-31, 1-33		
9J512	1-28, 1-29, 1-30, 1-31, 1-33		
9J513	1-28, 1-29, 1-33		
9J514	1-28, 1-29, 1-30, 1-33		
9J515	1-28, 1-29, 1-33		
9J516	1-28, 1-29, 1-30, 1-33		
9J518	1-25, 1-28		
9J519	1-25, 1-28		
9J520	1-25, 1-28		
9J521	1-25, 1-28		
9J522	1-25, 1-28		
9J523	1-25, 1-28		
9J559	1-27		
9J560	1-25, 1-27		
9J561	1-27		
9J570	1-26		
9J581	1-41, 1-42, 1-43		

Document Control Revision Log:

Date	Form #	Improvement(s): Description and Comments
11/25/2005	997rev1105	Initial Release
10/15/2012	997rev1012	Improved Pictures, Translated to Landoll Format, Incorporated Engineering Changes
01/06/2017	997rev0117	Added LED Warning Lights *23/05 Land Leveler Kit - Enhanced Drawing, No Part Changes



Intertek

Equipment from Landoll Company, LLC is built to exacting standards ensured by ISO 9001 registration at all Landoll manufacturing facilities.

ML Rigid Pulvi-Mulcher Models: 1483, 1643 and 1803 ML, MLS, MCL, MCLS, MLC, MLCS, MCC, MCCS, MOOS

Re-Order Part Number 1K045

LANDOLL COMPANY, LLC

1900 North Street

Marysville, Kansas 66508

(785) 562-5381

800-428-5655 ~ WWW.LANDOLL.COM



Copyright 2023. Landoll Company, LLC

“All rights reserved, including the right to reproduce this material or portions thereof in any form.”