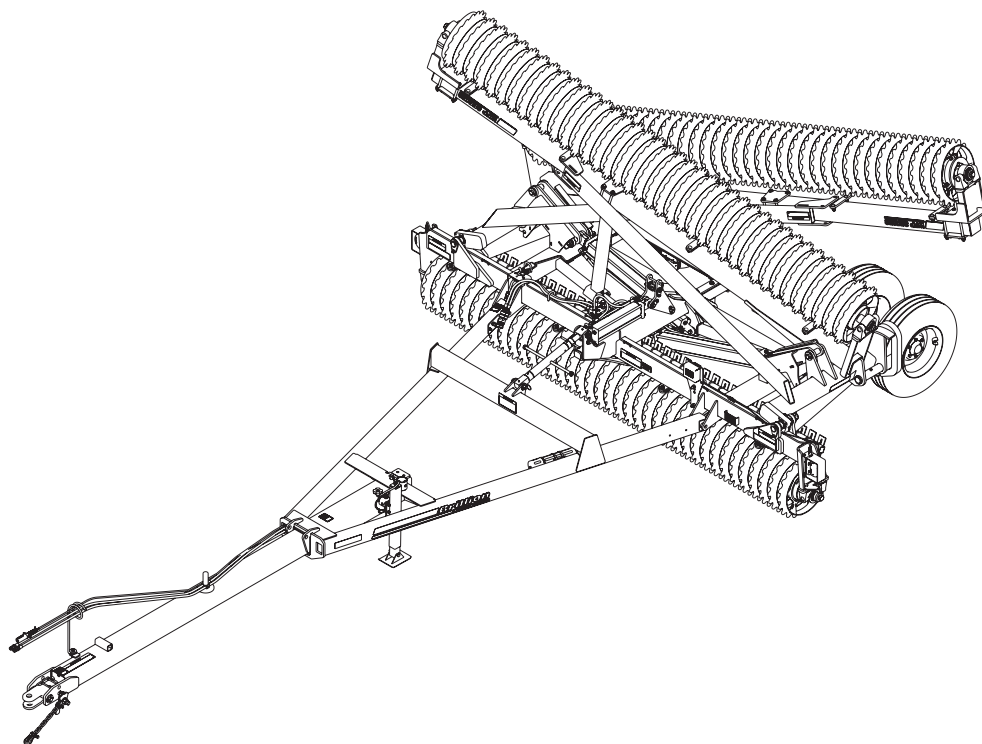




**Wing Float Pulverizer**  
**Models: WFPD23-37, WFPO23-37 & WFPC23-37**  
**With Scrapers: WFPDS23-37**  
**Parts Manual**



**LANDOLL COMPANY, LLC**

1900 North Street

Marysville, Kansas 66508

(785) 562-5381

800-428-5655 ~ [WWW.LANDOLL.COM](http://WWW.LANDOLL.COM)

## Manuals for Wing Float Pulverizers

Manual Number	Manual Type
F-1108	Operator's Manual
F-1109	Parts Manual

# Table of Contents

## 1 Illustrated Parts List

Instructions for Ordering Parts .....	1-1
Transport Axle Installation .....	1-2
Center Frame Assembly .....	1-4
Transport Axle Assembly .....	1-6
Hub and Spindle Assembly .....	1-7
Wheel Assembly .....	1-8
Drawbar Installation .....	1-10
Turnbuckle Assembly .....	1-11
Telescoping Drawbar .....	1-12
Rigid Drawbar .....	1-14
Wing Installation .....	1-16
Wing Frame Assembly - Right Hand .....	1-18
Wing Frame Assembly - Left Hand .....	1-19
Wing Rest Installation - WFP 23-29 .....	1-20
Wing Rest Installation - WFP 31-37 .....	1-22
Center Frame Roller Installation .....	1-24
Wing Frame Roller Installation .....	1-26
Disc Bearing Assembly .....	1-28
Roller Axle Assemblies, Notched Ductile .....	1-29
Roller Axle Assemblies, Crowfoot .....	1-30
Roller Axle Assemblies, Optimizer, WFP 23-27 .....	1-32
Roller Axle Assemblies, Optimizer, WFP 29-37 .....	1-33
Center Frame Scraper Installation .....	1-34
Wing Scraper Installation .....	1-36
Hydraulic Layout .....	1-38
Hydraulic Schematic .....	1-40
Warning Lamps and SMV Installation .....	1-42
Electrical Schematic .....	1-44
Acre Meter Kit - Optional .....	1-46
Acre Meter Assembly - Optional .....	1-48
Float Lock Kit - Optional .....	1-49
Clamp End Spacer Kits, 1/2" and 3/4" - Optional .....	1-50
Clamp End Spacer Kits, 1", 1-1/4" and 1-1/2" - Optional .....	1-51
Hydraulic Top Link Kit - Optional .....	1-52
Hydraulic Cylinder, 4 x 12 with Trunnion End .....	1-53
Hydraulic Cylinder, 4 x 12 - Prince .....	1-54
Hydraulic Cylinder, 4 x 16 - Lion .....	1-55
Hydraulic Cylinder, 4 x 16 - Prince .....	1-56
Hydraulic Cylinder, 4 x 36 (WFP 23-29 Models Only) .....	1-57
Hydraulic Cylinder, 4 1/2 x 36 (WFP 31-37 Models Only) .....	1-58
Decals .....	1-60
Decal Locations .....	1-62

**2 Glossary**

**3 Index**

# Illustrated Parts List

## Instructions for Ordering Parts

**\*\* Repair parts must be ordered through an authorized dealer \*\***

### DEALER INSTRUCTIONS FOR ORDERING PARTS FROM LANDOLL PARTS DISTRIBUTION CENTER

PHONE #: 800-423-4320 OR 785-562-5381

FAX #: 888-527-3909

ORDER ONLINE: [Dealer.landoll.com](http://Dealer.landoll.com)

#### IDENTIFICATION PLATE


See Figure 1-1 for the Identification Plate, which lists the model and serial number of the equipment. It is located on the right side of the Wing Float Pulverizer.

#### SERIAL NUMBER NOMENCLATURE

The serial number for the Wing Float Pulverizer is located on the identification plate. The following information will help decode the Landoll serial number.

**PXB20210100=xxmyysss**

<b>xx</b>	= model series (i.e. "PX" for all Pulverizers)
<b>m</b>	= month of manufacture (ex. "B" means February. The letter I is not used.)
<b>yy</b>	= last digits of the year manufactured (ex. "21" means 2021)
<b>sss</b>	= Sequential number used to track warranty and service information.



**Figure 1-1: Identification Plate**

### Manuals for Wing Float Pulverizers

Manual Number	Manual Type
F-1108	Operator's Manual
F-1109	Parts Manual

# Transport Axle Installation

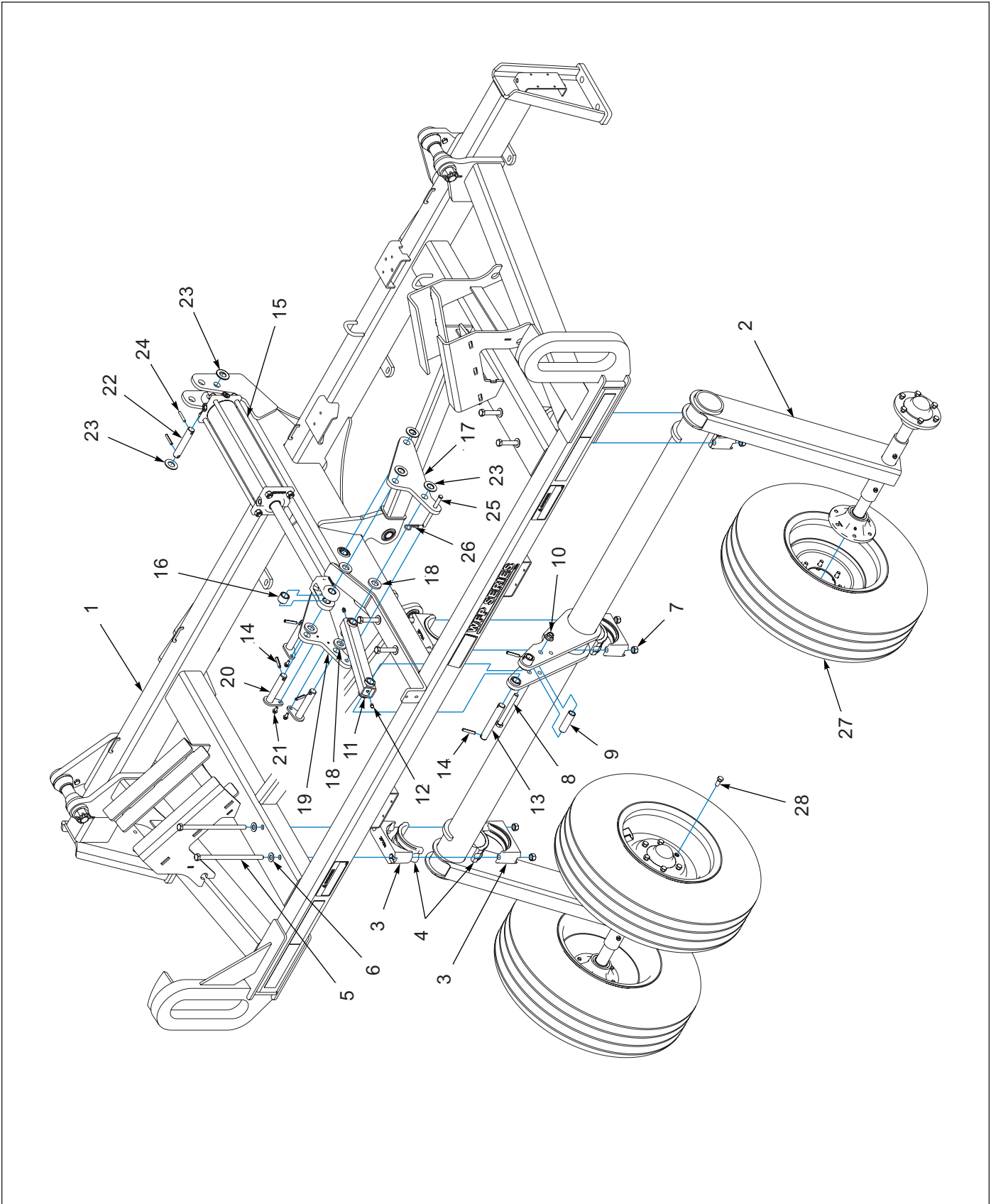


Figure 1-2: Transport Axle Installation

## Transport Axle Installation

ITEM	PART NUMBER	DESCRIPTION	QTY
1	222857	FRAME, WFP23-37 CENTER ASM (SEE PAGE 1-4)	1
2	2P996	TRANSPORT AXLE ASM (SEE PAGE 1-6)	1
3	2P794	BRG HALF, 4-1/2 INSERT	6
4	2P793	BRG INSERT, 4-1/2 INSERT	6
5	101387	SCREW, HX CP 5/8-11UNC X 11-1/2	6
6	1-861-010032-18	WASHER, FLAT 5/8 N, ZP/CD	6
7	1-512-010005-13	NUT, HEX SLFLKG GRB 5/8-11	6
8	1-654-010059-17	SCREW, HX CP, 5/8-11UNC X 6, GR5	1
9	9J112	SPACER (TUBE, RND 0.824 X 1.05 X 3.5)	1
10	2P254	NUT, FLANGE NY-LOK 5/8-11	1
11	2P858	LINK, TOGGLE WLD (INCLUDES ITEM 12)	1
12	5000	ZERK FITTING 1/8NPT	2
13	2P825	PIN, 1.0 X 6.75 H2	1
14	1-647-010004255	PIN, SPRING, SLOTTED 3/8 X 2	5
15	9D731	HYD CYLINDER - 4 X 16 (SEE PAGE 1-55)	1
16	9J278	SPACER	1
17	2P410	LINK, TOGGLE	1
18	173359	WASHER, FLAT, 1.063 X 2 X 1/4, ZP	4
19	2P864	LINK, TOGGLE W/TAP	1
20	171876	PIN, 1" W/KEEPER WELD	3
21	144268	SCREW 5/16-18UNCX3/4FLG HD ZP	3
22	5J768	PIN (1.0 X 5.50 H2)	1
23	1-861-010032-24	WASHER, FL 1IN NARROW, ZP	5
24	147072	PIN, SPRING SLOTTED 5/16 X 2	2
25	9J437	CLEVIS PIN, 1/2 X 6	1
26	4C856	HAIR PIN COTTER (5/32)	1
27	6K921	WHEEL 8J791/NO TUBE/6D312 (SEE PAGE 1-8)	4
28	5C100	WHEEL BOLT 1/2-20 X 1 GR5, ZP	24

# Center Frame Assembly

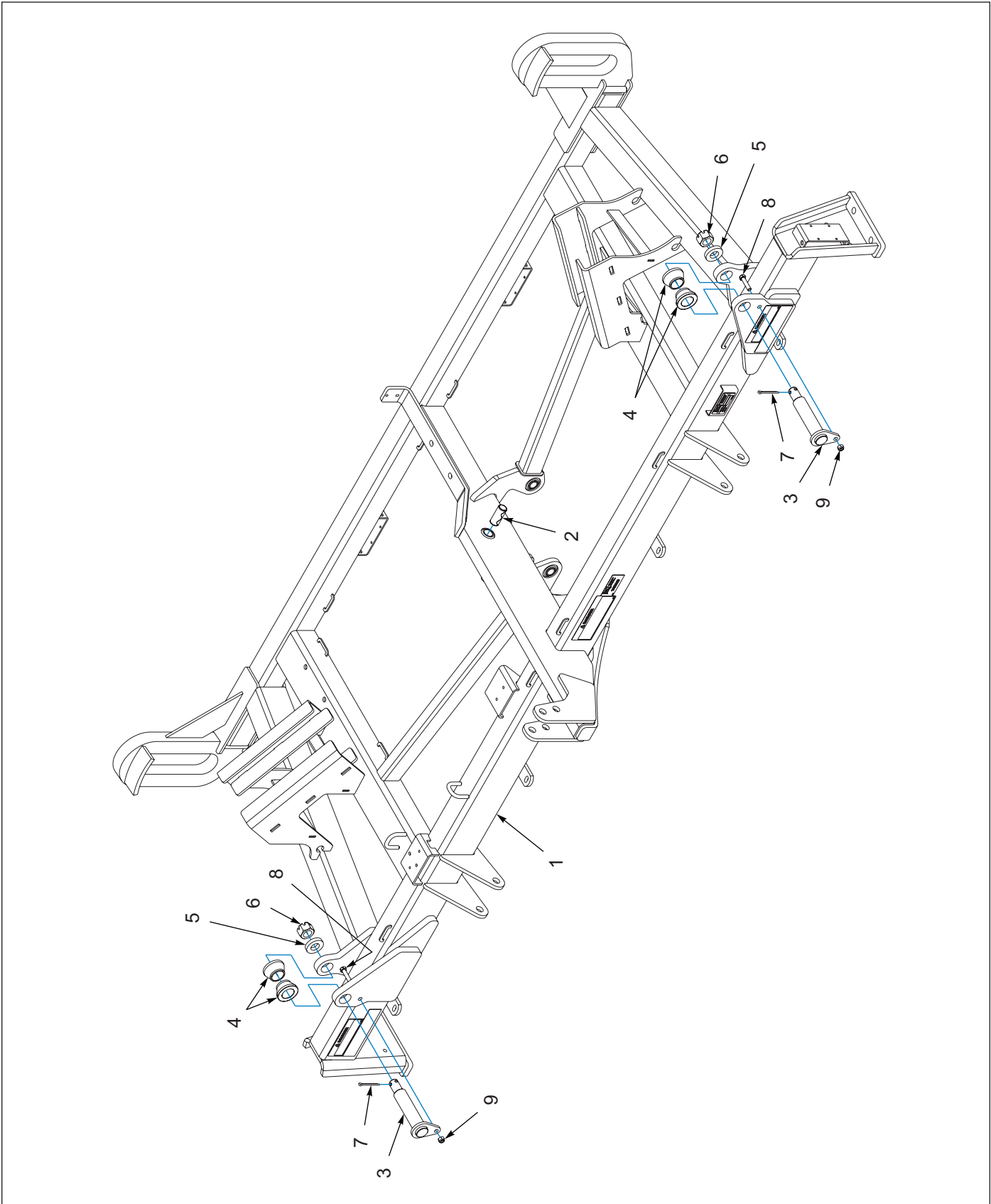


Figure 1-3: Center Frame Assembly



---

## Center Frame Assembly

ITEM	PART NUMBER	DESCRIPTION	QTY
	222857	FRAME,WFP23-37 CENTER ASM	1
1	-----	FRAME,WFP23-37 CENTER <b>(NOT SOLD SEPERATELY)</b>	1
2	164144	BUSHING,SPRING1-1/4X1X2-15/16	1
3	200862	PIN WLD, 1-3/4 THREADED	2
4	200858	SPACER 1-3/4 ID X 1-1/2	4
5	188049	WASHER, 1.28X2.5X0.5	2
6	2P744	NUT,HEX SLOT THK 1-1/4-12,YZP	2
7	1-557-010362-65	PIN COTTER, 1/4X2-1/2 ZP	2
8	169690	SCREW HXCP1/2-13UNCX2-1/4 G5	2
9	1-512-010005-09	NUT,HEX,SLFLKG, 1/2-13 GRB	2

# Transport Axle Assembly

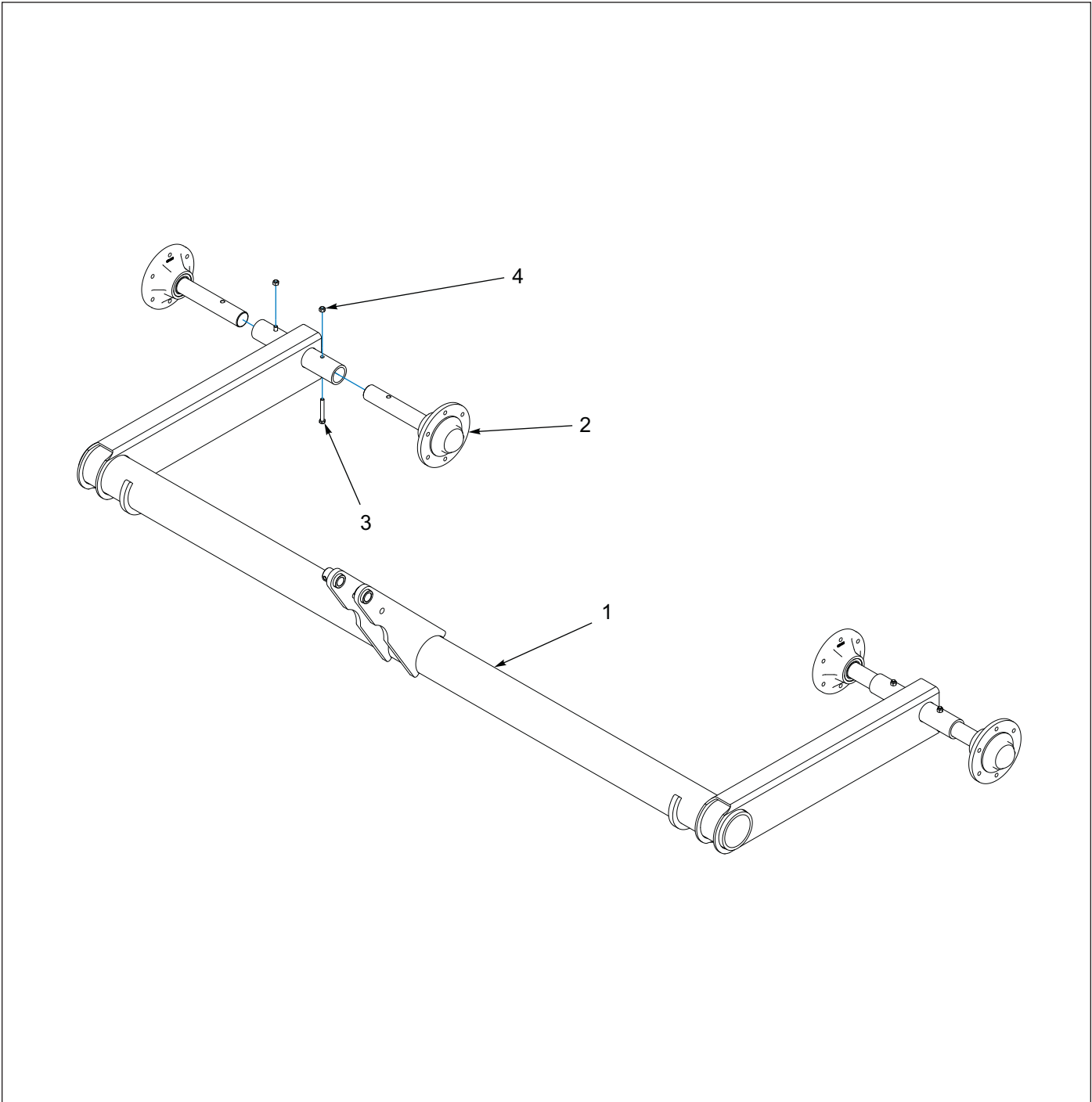


Figure 1-4: Transport Axle Assembly

## Transport Axle Assembly

ITEM	PART NUMBER	DESCRIPTION	QTY
	2P996	TRANSPORT AXLE ASM	--
1	2P403	TRANSPORT AXLE	1
2	7J478	HUB & SPINDLE ASSEM (SEE PAGE 1-7)	4
3	1-654-010051-12	SCREW, HEX CAP, 3/8-16UNC X 2-3/4	4
4	1-512-010005-05	NUT, HEX SLFLKG GRB 3/8-16	4

# Hub and Spindle Assembly

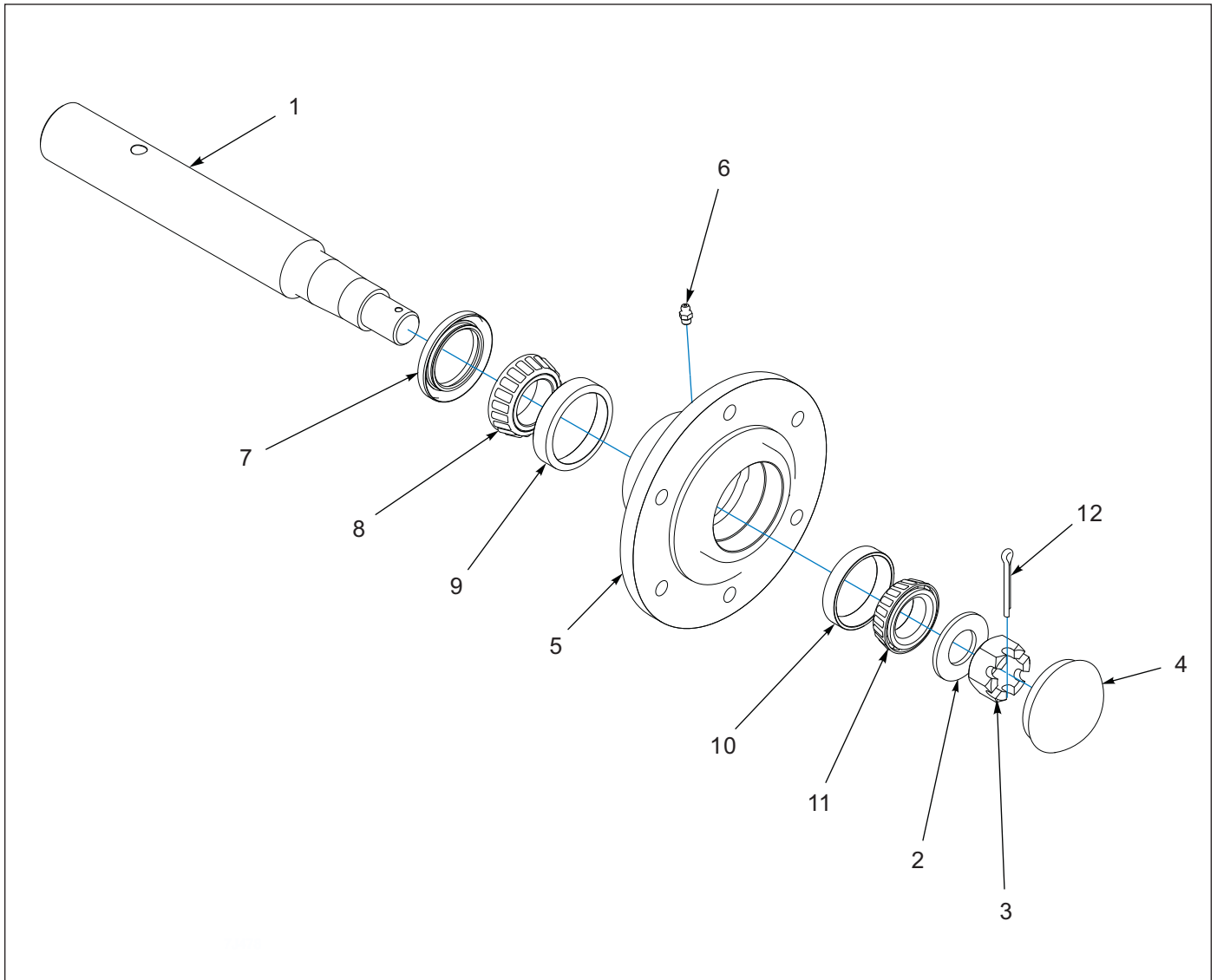
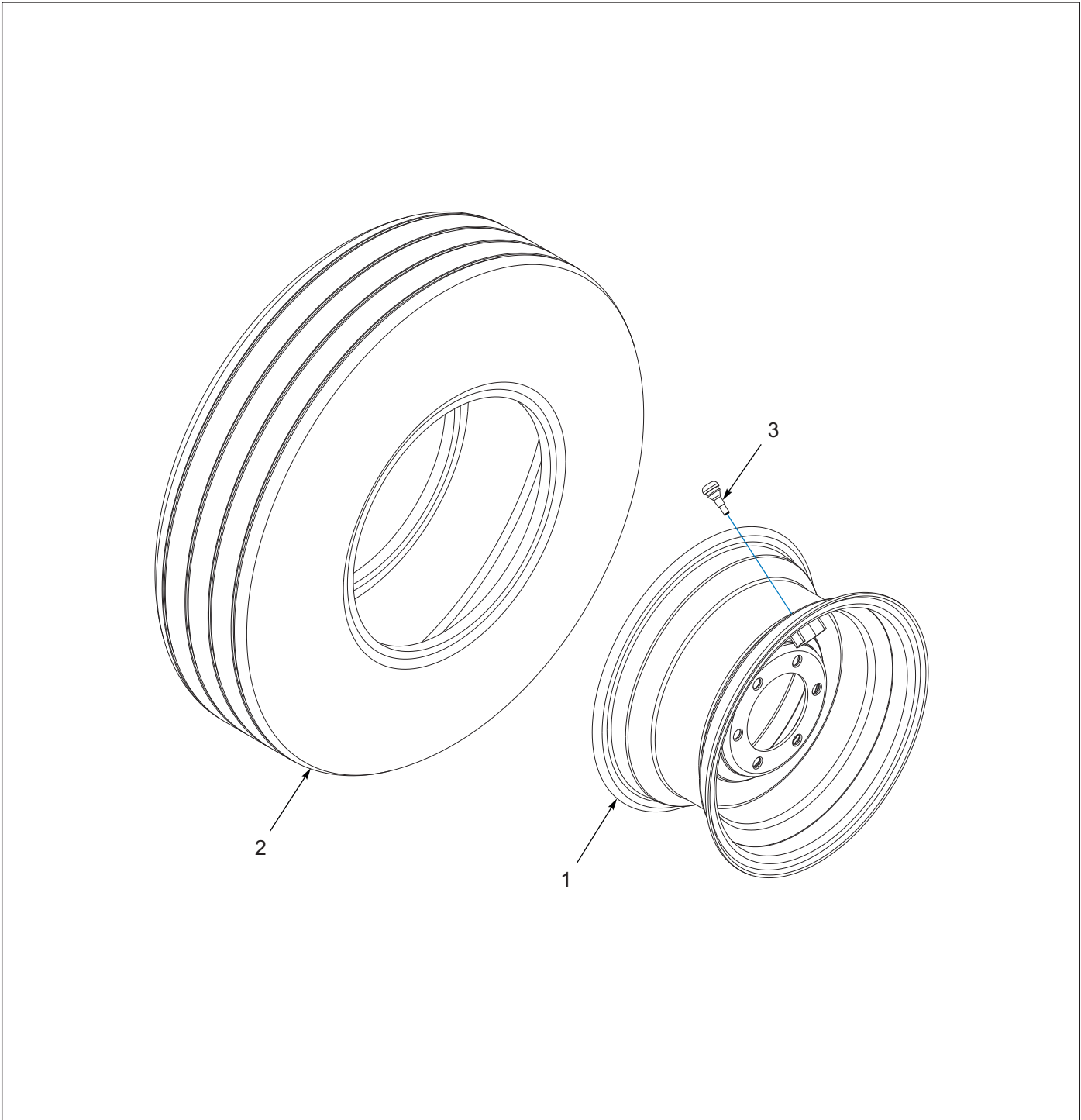


Figure 1-5: Hub and Spindle Assembly

## Hub and Spindle Assembly

ITEM	PART NUMBER	DESCRIPTION	QTY
	7J478	HUB & SPINDLE ASM	--
1	7J477	SPINDLE	4
2	1-861-010032-24	WASHER, FL 1IN NARROW, ZP	4
3	6D284	NUT, HX SLOT 1-14	4
4	1-161-010003	CAP 6 BOLT HUB	4
5	6D336	WHEEL HUB - 6 BOLT	4
6	1-298-010001-1	ZERK FITTING 1/4 SAE	4
7	6D338	SEAL ( <b>DOUBLE LIP 1-3/4 X 2.625</b> )	4
8	712099	OUTER BEARING CONE	4
9	5C479	CUP, BEARING	4
10	1-076-010010	CUP INNER	4
11	1-076-010007	CONE INNER	4
12	1-557-010362-51	PIN, COTTER 3/16 X 1-1/2	4

**Wheel Assembly**



**Figure 1-6: Wheel Assembly**

**Wheel Assembly**

ITEM	PART NUMBER	DESCRIPTION	QTY
	6K921	WHEEL 8J791/NO TUBE/6D312	--
1	6D312	WHEEL - 15X8LB - 6 BOLT (WITH VALVE GUARD)	1
2	8J791	TIRE -11L X 12PLY	1
3	8J792	VALVE STEM-TUBELESS	1



# Drawbar Installation

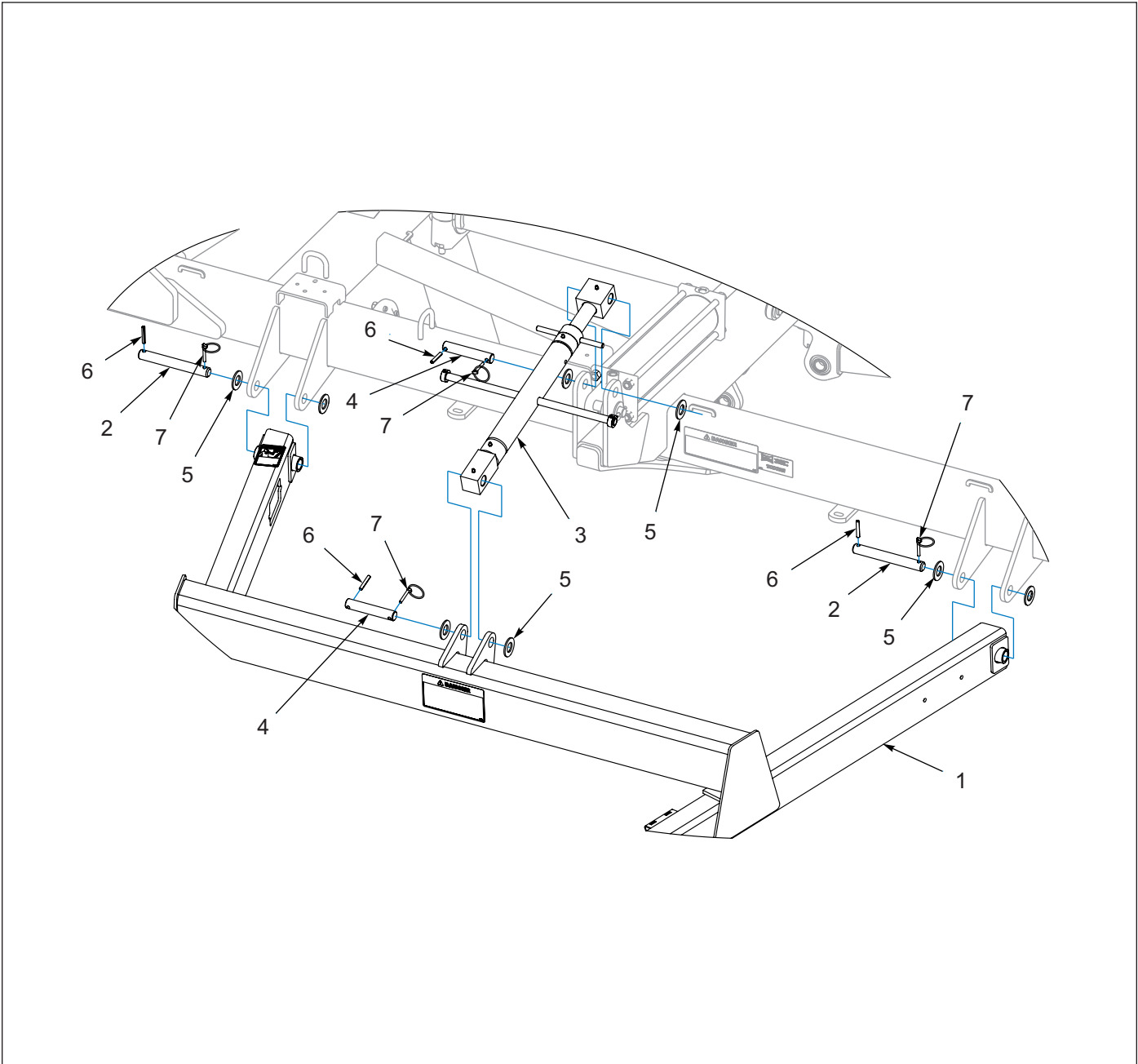


Figure 1-7: Drawbar Installation

## Drawbar Installation

ITEM	PART NUMBER	DESCRIPTION	QTY
1	164735	DRAWBAR, AFRAME (TELESCOPING) (SEE PAGE 1-12)	1
1	164734	DRAWBAR, RIGID A-FRAME ASSY (SEE PAGE 1-14)	1
2	8K113	PIN - 1 X 8	2
3	2P402	TURNBUCKLE, 24.5-28.0 (SEE PAGE 1-11)	1
4	5J768	PIN (1 X 5-1/2)	2
5	1-861-010032-24	WASHER, FL 1IN NARROW, ZP	8
6	147072	PIN, SPRING SLOTTED 5/16 X 2	4
7	1-557-010327	PIN LYNCH 1/4 X 1-1/4	4

# Turnbuckle Assembly

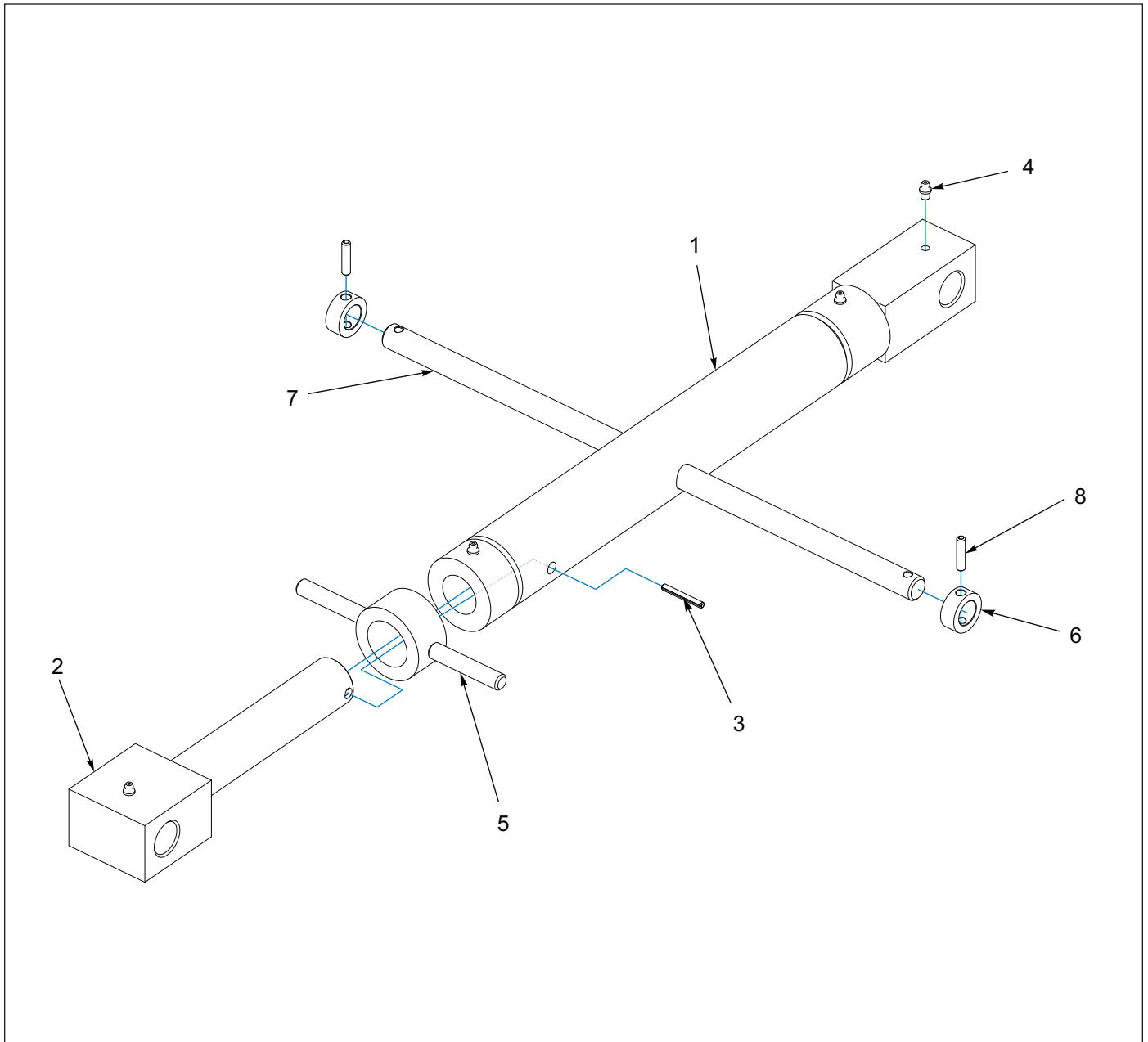


Figure 1-8: Turnbuckle Assembly

## Turnbuckle Assembly

ITEM	PART NUMBER	DESCRIPTION	QTY
	2P402	TURNBUCKLE, 24.25-28.0	--
1	2P766	BRACE (1" PIN)	1
2	2P762	ROD END, RH THREAD 2.875	1
3	1-647-010004177	PIN, SPRING, SLTD 3/16 X 1-1/2	1
4	1-298-010001-1	ZERK, FITTING 1/4 SAE	4
5	6K099	STOP BLOCK	1
6	5K201	COLLAR	2
7	171380	HANDLE, PLATED, 3/4 X 20	1
8	1P457	ROLL PIN, 1/4 X 1 1/8	2

# Telescoping Drawbar

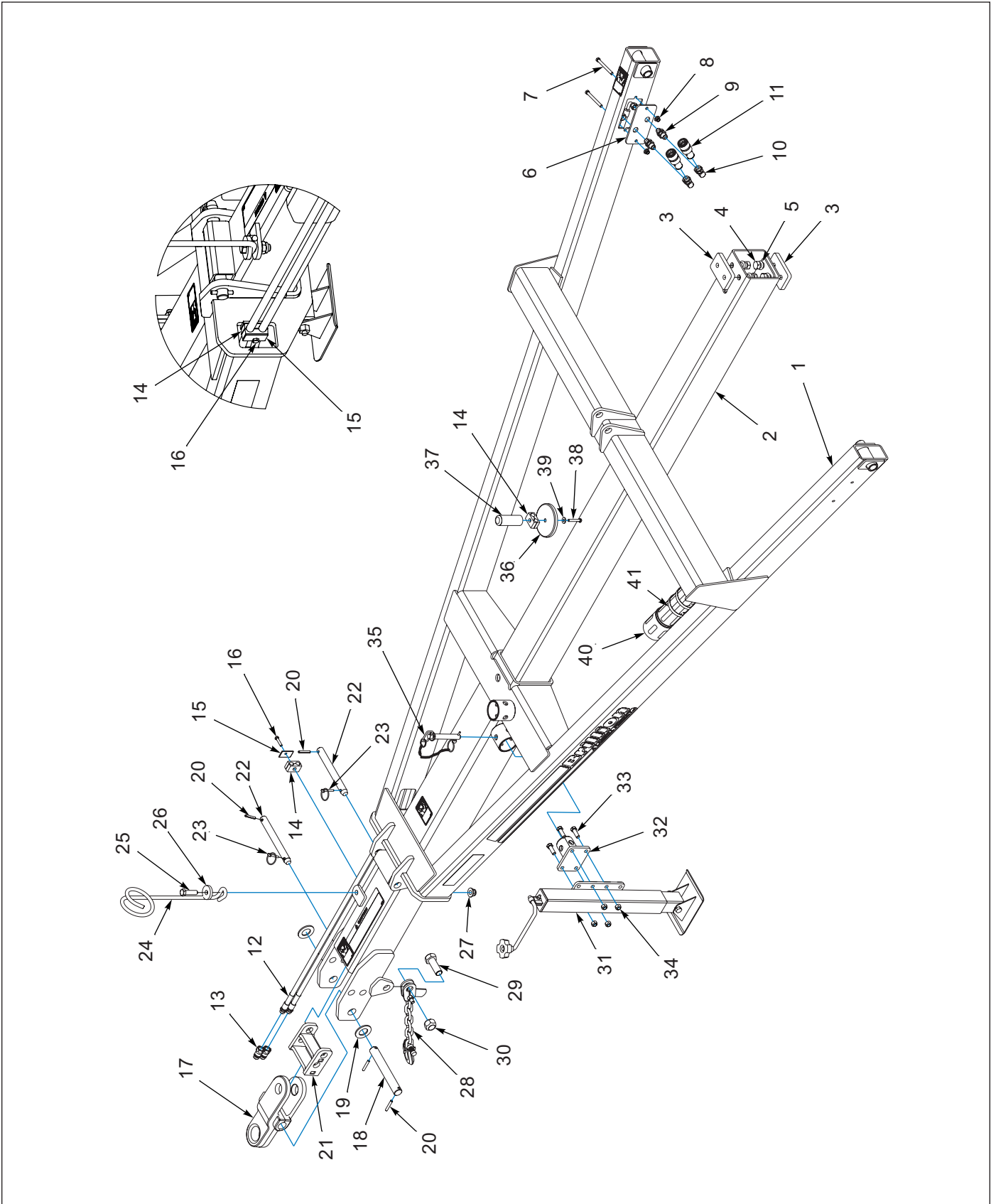


Figure 1-9: Telescoping Drawbar



## Telescoping Drawbar

ITEM	PART NUMBER	DESCRIPTION	QTY
1	164735	DRAWBAR A-FRAME	1
2	164753	DRAWBAR	1
3	5J767	STOP	2
4	129263	SCREW, HEX CAP 3/4-10 X 1-1/4	4
5	1-861-010034-17	WASHER, LKG, HLCL SPR, 3/4	4
6	164747	PLATE DRAWBAR BULKHEAD	1
7	108295	SCREW, HX CP 3/8-16UNC X 4, GR5	2
8	2P252	NUT, FLANGE NY-LOK 3/8-16	2
9	102-0322	37 FLARE BULKHEAD/37 FLARE <b>(BULKHEAD, 8MJ)</b>	2
10	2P140	ELBOW, 08MOR X 08FJS X 90DEG	2
11	142668	COUPLER, FEMALE 3/4-16 O-RING <b>(8 O-RING)</b>	2
12	174945	HOSE ASM, 3/8 X 284, #8ORB X 90 #8JIC <b>(8MOR X 8FJS90)</b>	2
13	141828	COUPLER, MALE 3/4-16 O-RING <b>(8 O-RING)</b>	2
14	1P937	TWIN CLAMP PAIR, .67" DIA	2
15	1P938	TWIN TOP PLATE	1
16	1-654-010049-07	SCREW, H/CAP, 5/16-18UNC X 1-1/2	1
17	2J858	HITCH	1
18	164756	PIN 1.25 X 9.0 H2	1
19	116100	WASHER, 1-1/4 NAR FL, ZP/CD	2
20	147072	PIN, SPRING SLOTTED 5/16 X 2	4
21	171838	LOCK, REV HITCH	1
22	5J764	PIN <b>(1 X 9-1/4)</b>	2
23	1-557-010327	PIN LYNCH 1/4 X 1-1/4	2
24	6D333	HOSE SUPPORT	1
25	1-654-010059-06	SCREW, HEX CAP 5/8-11 X 2-1/4, G5	1
26	6K970	WASHER, 0.656 X 2.063 X 0.375, ZP	1
27	2P254	NUT, FLANGE NY-LOK 5/8-11	1
28	141434	SAFETY CHAIN 21,000LB	1
29	1-654-010065-08	SCREW, HX CP 1-8UNC X 2-3/4, GR5	1
30	1-512-010005-19	NUT, 1-8 HEX SLF-LOCKING, GRB	1
31	2P999	JACK 5000LB	1
32	3P001	JACK MOUNT, 3/4 PIN	1
33	1-654-010055-03	SCREW, HEX CAP 1/2-13UNC X 1-1/2	4
34	1-512-010005-09	NUT, HEX SLFLKG GRB, 1/2-13	4
35	3P007	PIN, 3/4 W/CHAIN	1
36	164761	MAGNET 190# PULL	1
37	164762	HANDLE HOSE MAGNET	1
38	1-654-010049-09	SCREW, HX CP 5/16-18UNC X 2	1
39	1-861-010032-09	WASHER, FLAT 5/16 W, ZP/CD	1
40	1-116-010019	BOX, MANUAL STORAGE	1
41	105-0093	HOSE CLAMP, 4-1/2 IDEAL #5264	2

Rigid Drawbar

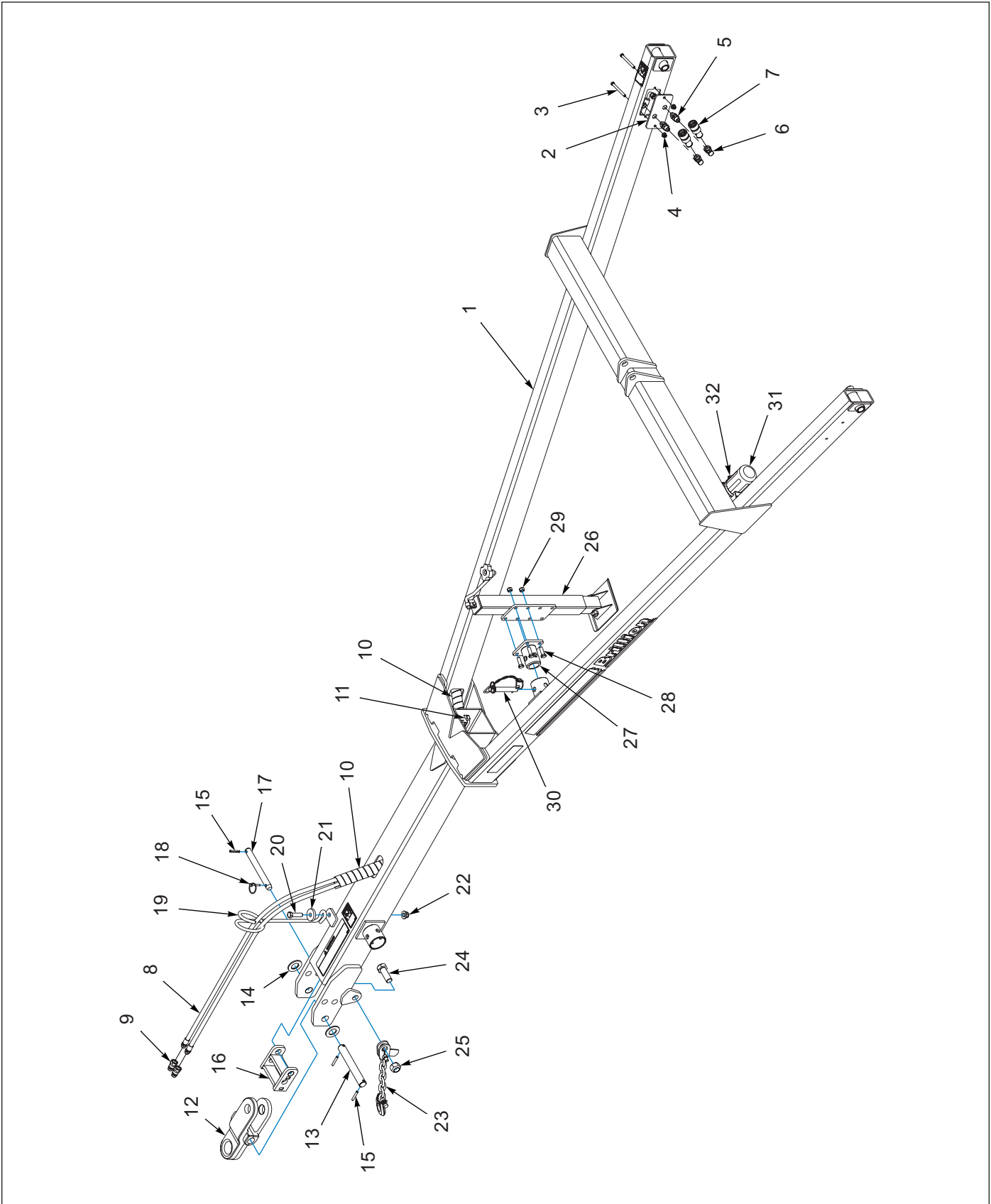


Figure 1-10: Rigid Drawbar

## Rigid Drawbar

ITEM	PART NUMBER	DESCRIPTION	QTY
1	233467	DRAWBAR, RIGID W/DECALS	1
2	164747	PLATE DRAWBAR BULKHEAD	1
3	108295	SCREW, HX CP 3/8-16UNC X 4, GR5	2
4	2P252	NUT, FLANGE NY-LOK 3/8-16	2
5	102-0322	37 FLARE BULKHEAD/37 FLARE <b>(BULKHEAD, 8MJ)</b>	2
6	2P140	ELBOW, 08MOR X 08FJS X 90DEG	2
7	142668	COUPLER, FEMALE 3/4-16 O-RING <b>(8 O-RING)</b>	2
8	175104	HOSE ASM, 3/8 X 250, #8ORB X 90 #8JIC <b>(8MOR X 8FJS90)</b>	2
9	141828	COUPLER, MALE 3/4-16 O-RING <b>(8 O-RING)</b>	2
10	1P995	HOSE WRAP, 26"	2
11	105874	TIE, STRAP PLSTC 21.5-24 X .301	1
12	2J858	HITCH	1
13	164756	PIN 1.25X9.0 H2	1
14	116100	WASHER, 1-1/4 NAR FL, ZP/CD	2
15	147072	PIN, SPRING SLOTTED 5/16 X 2	3
16	171838	LOCK,REV HITCH	1
17	5J764	PIN (1 X 9-1/4)	1
18	1-557-010327	PIN LYNCH 1/4X1-1/4	1
19	6D333	HOSE SUPPORT	1
20	1-654-010059-06	SCREW, HEX CAP 5/8-11 X 2-1/4, G5	1
21	6K970	WASHER, 0.656 X 2.063 X 0.375, ZP	1
22	2P254	NUT, FLANGE NY-LOK 5/8-11	1
23	141434	SAFETY CHAIN 21,000LB	1
24	1-654-010065-08	SCREW,HX CP 1-8UNC X 2-3/4GR5	1
25	1-512-010005-19	NUT, 1-8 HEX SLF-LOCKING GRB	1
26	2P999	JACK 5000LB	1
27	3P001	JACK MOUNT, 3/4 PIN	1
28	1-654-010055-03	SCREW, HEX CAP, 1/2-13UNC X 1-1/2	4
29	1-512-010005-09	NUT, HEX SLFLKG 1/2-13, GRB	4
30	3P007	PIN, 3/4 W/CHAIN	1
31	1-116-010019	BOX MANUAL STORAGE	1
32	105-0093	HOSE CLAMP, 4-1/2 IDEAL #5264	2

# Wing Installation

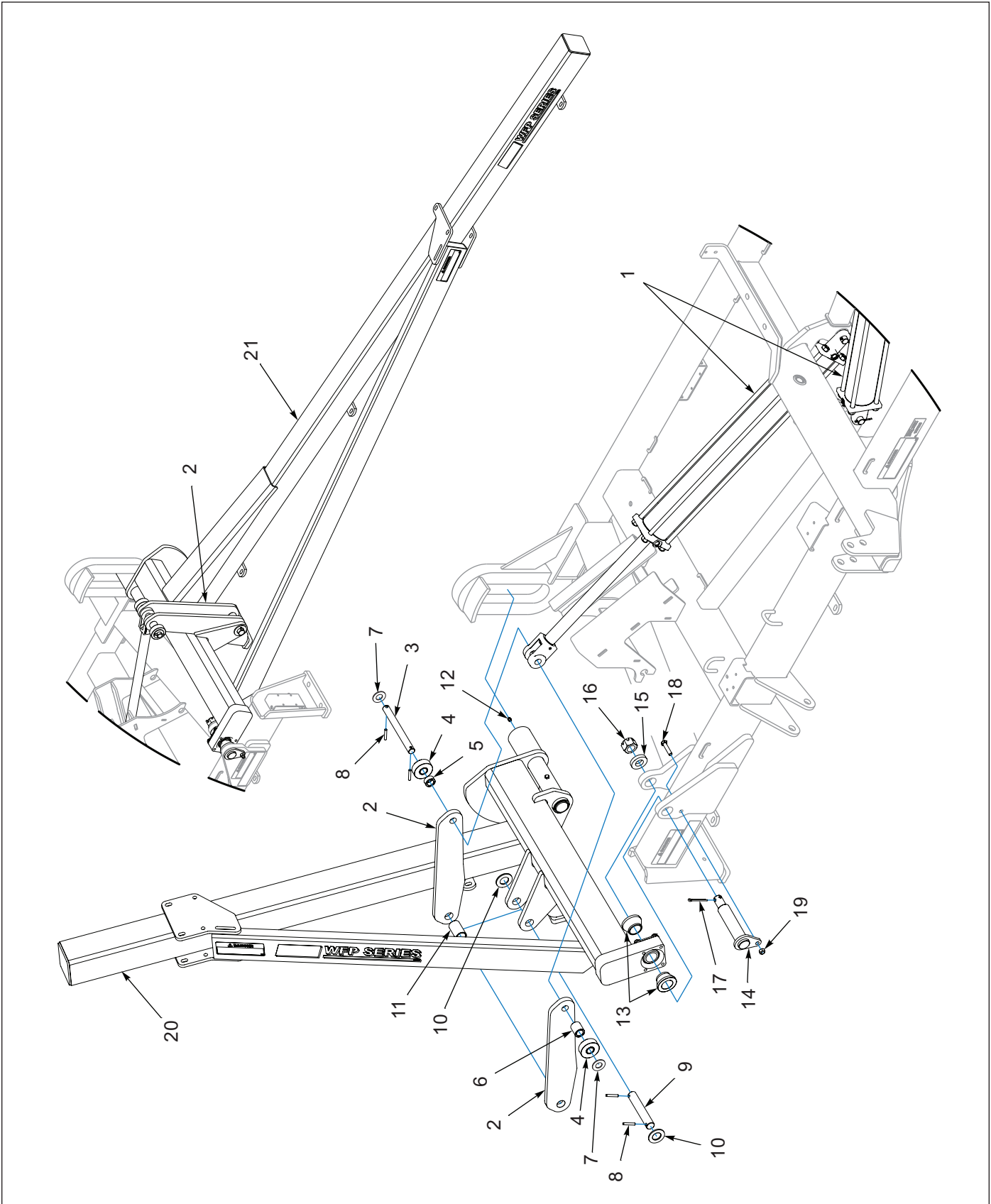


Figure 1-11: Wing Installation

## Wing Installation

ITEM	PART NUMBER	DESCRIPTION	QTY
1	2P460	HYD CYL - 4 X 36 (WFP 23-29) (SEE PAGE 1-57)	2
1	183553	HYD CYL 4-1/2 X 36 (WFP 31-37) (SEE PAGE 1-58)	2
2	2P454	LINK, WING FOLD	4
3	2P280	PIN, 1.0 X 10.125 H2	2
4	6J047	ROLLER ASSY (6J048)	4
5	2P466	TUBE, RND 1.031 X 1.5 X 0.688	2
6	2P998	TUBE, RND 1.031 X 1.5 X 1.75	2
7	199977	WASHER SS 1.0 X 2.0 X 11GA	4
8	147072	PIN, SPRING SLOTTED 5/16 X 2	8
9	9J400	WHEEL ARM PIN	1
10	116100	WASHER, 1-1/4 NAR FL, ZP/CD	4
11	2P727	TUBE, RND 1.38 X1.66 X 2.75	2
12	5000	ZERK FITTING 1/8NPT	1
13	200858	SPACER 1-3/4 ID X 1-1/2	4
14	200862	PIN WLD, 1-3/4 THREADED	2
15	188049	WASHER, 1.28X2.5X0.5	2
16	2P744	NUT, HEX SLOT THK 1-1/4-12, ZP	2
17	1-557-010362-65	PIN COTTER, 1/4X2-1/2 ZP	2
18	169690	SCREW HXCP1/2-13UNCX2-1/4 G5	2
19	1-512-010005-09	NUT,HEX,SLFLKG, 1/2-13 GRB	2
20	222859	WING FRAME ASM, RH 5FT WFP (WFP 23) (SEE PAGE 1-20)	1
20	222861	WING FRAME ASM, RH 6FT WFP (WFP 25) (SEE PAGE 1-20)	1
20	222863	WING FRAME ASM, RH 7FT WFP (WFP 27) (SEE PAGE 1-20)	1
20	222865	WING FRAME ASM, RH 8FT WFP (WFP 29) (SEE PAGE 1-20)	1
20	222867	WING FRAME ASM, RH 9FT WFP (WFP 31) (SEE PAGE 1-20)	1
20	222869	WING FRAME ASM, RH 10FT WFP (WFP 33) (SEE PAGE 1-20)	1
20	222871	WING FRAME ASM, RH 11FT WFP (WFP 35) (SEE PAGE 1-20)	1
20	222873	WING FRAME ASM, RH 12FT WFP (WFP 37) (SEE PAGE 1-20)	1
21	222860	WING FRAME ASM, LH 5FT WFP (WFP 23) (SEE PAGE 1-19)	1
21	222862	WING FRAME ASM, LH 6FT WFP (WFP 25) (SEE PAGE 1-19)	1
21	222864	WING FRAME ASM, LH 7FT WFP (WFP 27) (SEE PAGE 1-19)	1
21	222866	WING FRAME ASM, LH 8FT WFP (WFP 29) (SEE PAGE 1-19)	1
21	222868	WING FRAME ASM, LH 9FT WFP (WFP 31) (SEE PAGE 1-19)	1
21	222870	WING FRAME ASM, LH 10FT WFP (WFP 33) (SEE PAGE 1-19)	1
21	222872	WING FRAME ASM, LH 11FT WFP (WFP 35) (SEE PAGE 1-19)	1
21	222874	WING FRAME ASM, LH 12FT WFP (WFP 37) (SEE PAGE 1-19)	1

## Wing Frame Assembly - Right Hand

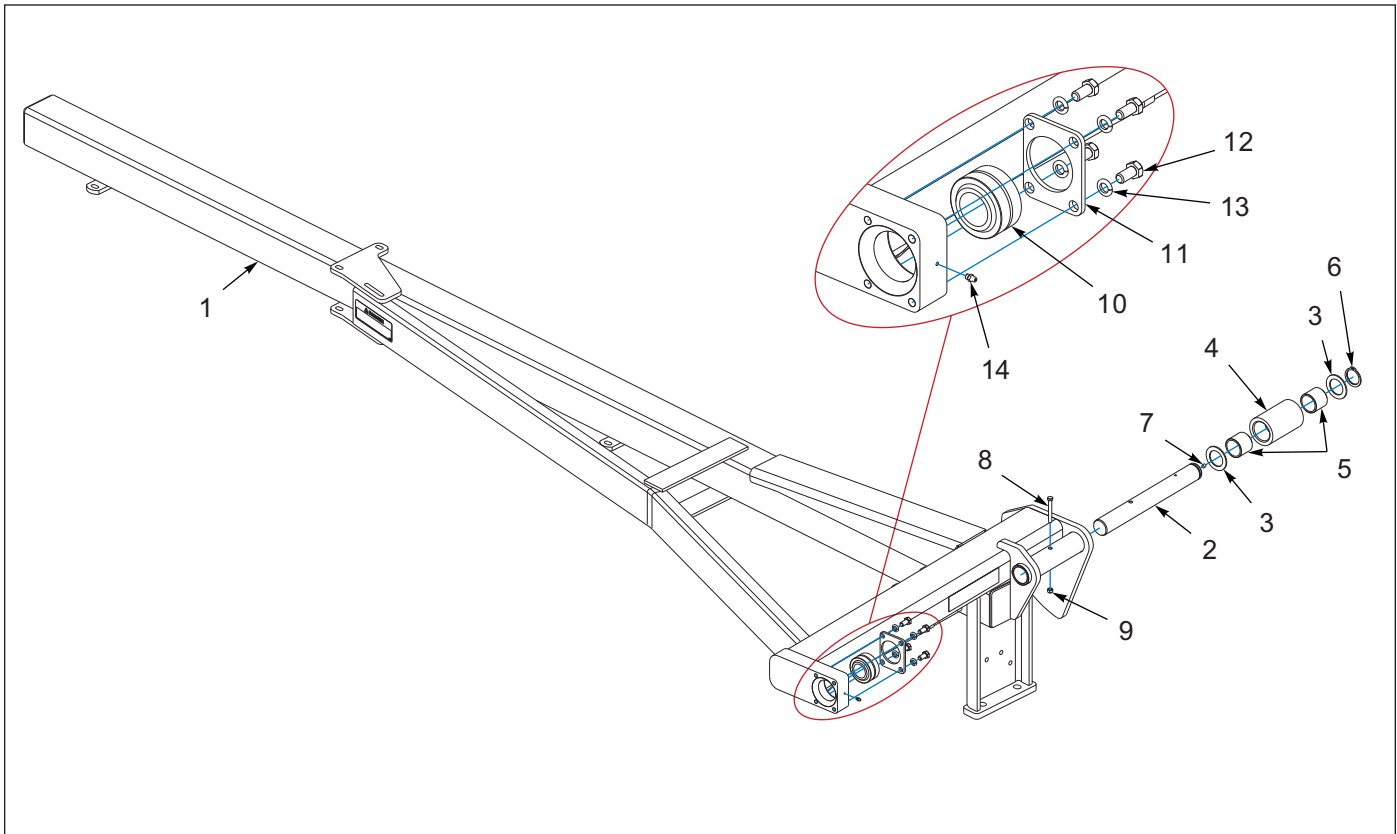


Figure 1-12: Right Hand Wing Frame Assembly

## Wing Frame Assembly - Right Hand

ITEM	PART NUMBER	DESCRIPTION	QTY
	222859	WING FRAME ASM, RH 5FT WFP ( <b>WFP 23</b> )	1
	222861	WING FRAME ASM, RH 6FT WFP ( <b>WFP 25</b> )	1
	222863	WING FRAME ASM, RH 7FT WFP ( <b>WFP 27</b> )	1
	222865	WING FRAME ASM, RH 8FT WFP ( <b>WFP 29</b> )	1
	222867	WING FRAME ASM, RH 9FT WFP ( <b>WFP 31</b> )	1
	222869	WING FRAME ASM, RH 10FT WFP ( <b>WFP 33</b> )	1
	222871	WING FRAME ASM, RH 11FT WFP ( <b>WFP 35</b> )	1
	222873	WING FRAME ASM, RH 12FT WFP ( <b>WFP 37</b> )	1
1	-----	WING FRAME WELDMENT ( <b>NOT SOLD SEPERATELY</b> )	1
2	231044	PIN, 2" HINGE	1
3	4J409	MACHINERY BUSHING	2
4	2P268	ROLLER, HINGE	1
5	2P269	BRG BRONZE,2.004 X 2.380 X 2.0	2
6	2P267	RETAINING RING, 5160-200	1
7	5000	ZERK FITTING 1/8 NPT ( <b>ORDER SEPERATELY, NOT INCLUDED</b> )	1
8	1-654-010051-13	SCREW,HX CP,3/8-16UNCX3,GR5	1
9	1-512-010005-05	NUT, HEX, SLFLKG GRB 3/8-16	1
10	201354	SPHERICAL BEARING, 1-3/4	1
11	200859	RETAINER,BEARING	1
12	1-654-010055-01	SCR,HX CP 1/2-13UNCX1 GR5	4
13	1-861-010034-13	WASHER, LKG HLCL SPR, 1/2	4
14	1-298-010001-1	ZERK FITTING 1/4 SAE	1

### Wing Frame Assembly - Left Hand

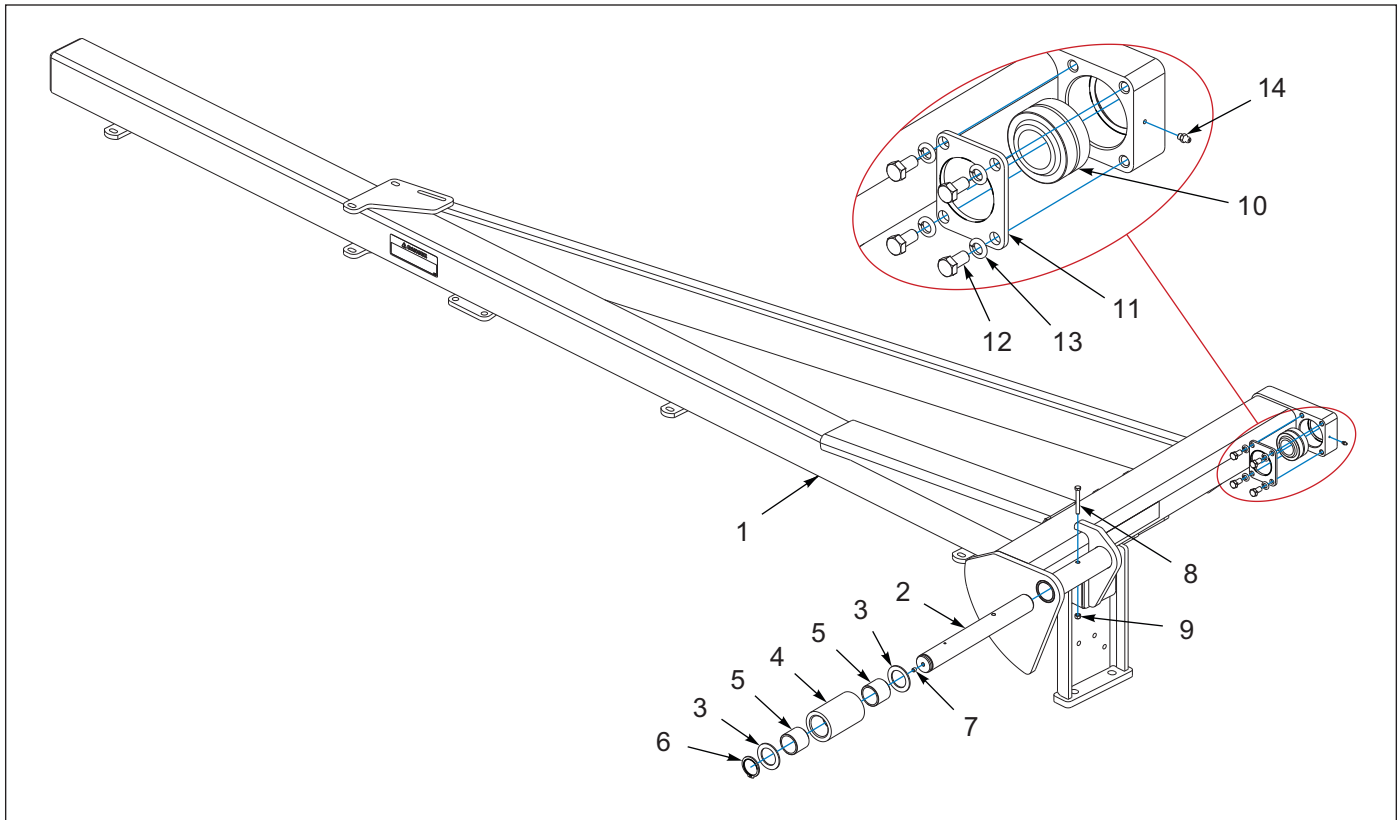


Figure 1-13: Left Hand Wing Frame Assembly

### Wing Frame Assembly - Left Hand

ITEM	PART NUMBER	DESCRIPTION	QTY
	222860	WING FRAME ASM, LH 5FT WFP (WFP 23)	1
	222862	WING FRAME ASM, LH 6FT WFP (WFP 25)	1
	222864	WING FRAME ASM, LH 7FT WFP (WFP 27)	1
	222866	WING FRAME ASM, LH 8FT WFP (WFP 29)	1
	222868	WING FRAME ASM, LH 9FT WFP (WFP 31)	1
	222870	WING FRAME ASM, LH 10FT WFP (WFP 33)	1
	222872	WING FRAME ASM, LH 11FT WFP (WFP 35)	1
	222874	WING FRAME ASM, LH 12FT WFP (WFP 37)	1
1	-----	WING FRAME WELDMENT (NOT SOLD SEPERATELY)	1
2	231044	PIN, 2" HINGE	1
3	4J409	MACHINERY BUSHING	2
4	2P268	ROLLER, HINGE	1
5	2P269	BRG BRONZE,2.004 X 2.380 X 2.0	2
6	2P267	RETAINING RING, 5160-200	1
7	5000	ZERK FITTING 1/8 NPT (ORDER SEPERATELY, NOT INCLUDED)	1
8	1-654-010051-13	SCREW,HX CP,3/8-16UNCX3,GR5	1
9	1-512-010005-05	NUT, HEX, SLFLKG GRB 3/8-16	1
10	201354	SPHERICAL BEARING, 1-3/4	1
11	200859	RETAINER,BEARING	1
12	1-654-010055-01	SCR,HX CP 1/2-13UNCX1 GR5	4
13	1-861-010034-13	WASHER, LKG HLCL SPR, 1/2	4
14	1-298-010001-1	ZERK FITTING 1/4 SAE	1

# Wing Rest Installation - WFP 23-29

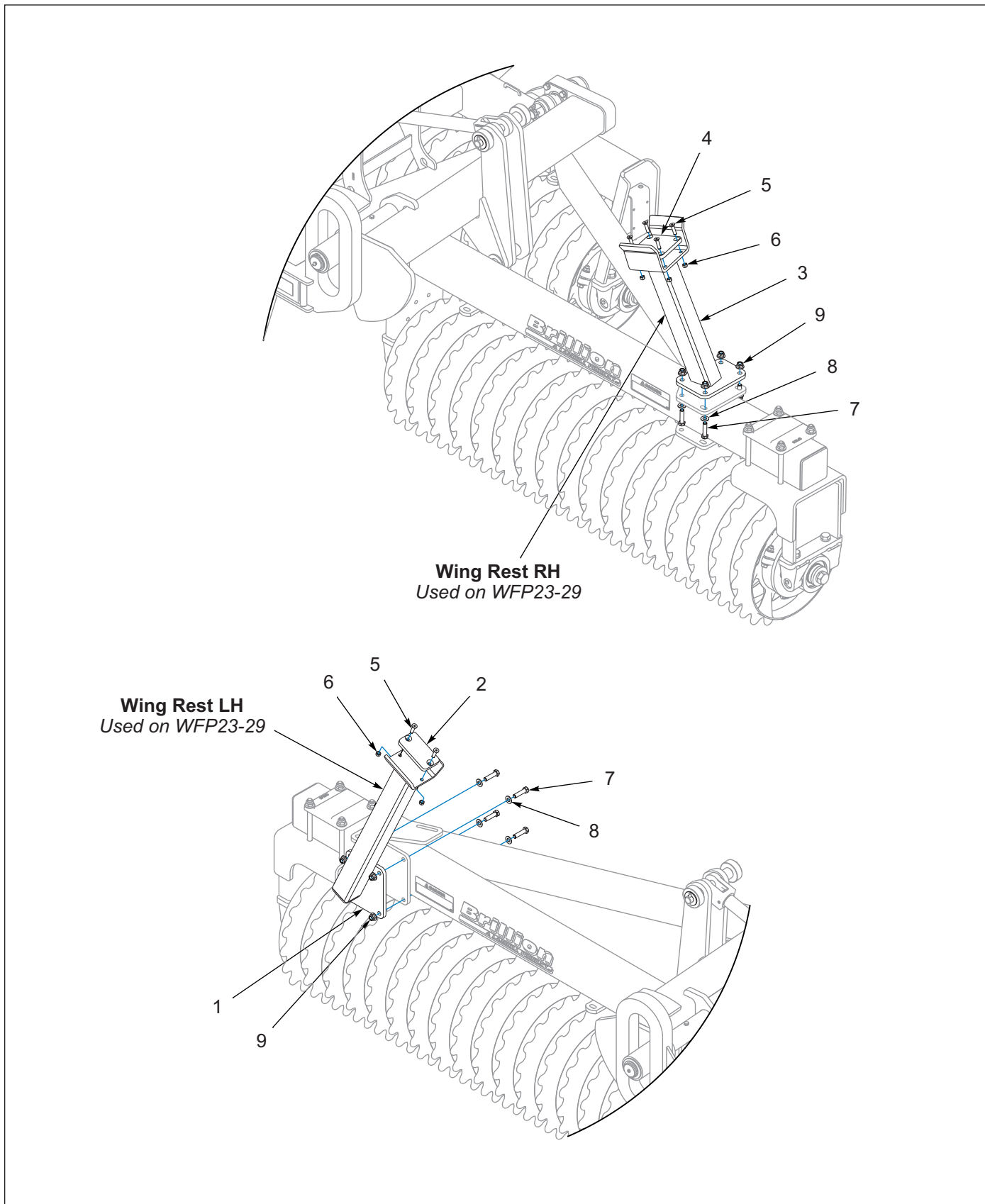


Figure 1-14: Wing Rest Installation - WFP23-29



## Wing Rest Installation - WFP 23-29

---

ITEM	PART NUMBER	DESCRIPTION	QTY
1	175129	REST, 5-8 LH WING	1
2	175140	PAD, WING REST BUMPER	1
3	175135	REST, 5-8 RH WING	1
4	171727	PAD, WING REST BUMPER	1
5	118626	SCREW, HXSKT CTSK 3/8-16 X 1-1/2 Z	6
6	1-512-010005-05	NUT, HEX, SLFLKG GRB 3/8-16	6
7	1-654-010055-05	SCREW, HEX CAP, 1/2-13UNC X 2, GR5	8
8	1-861-010032-14	WASHER, FLAT 1/2 SAE	8
9	2P253	NUT, FLANGE NY-LOK 1/2-13	8

# Wing Rest Installation - WFP 31-37

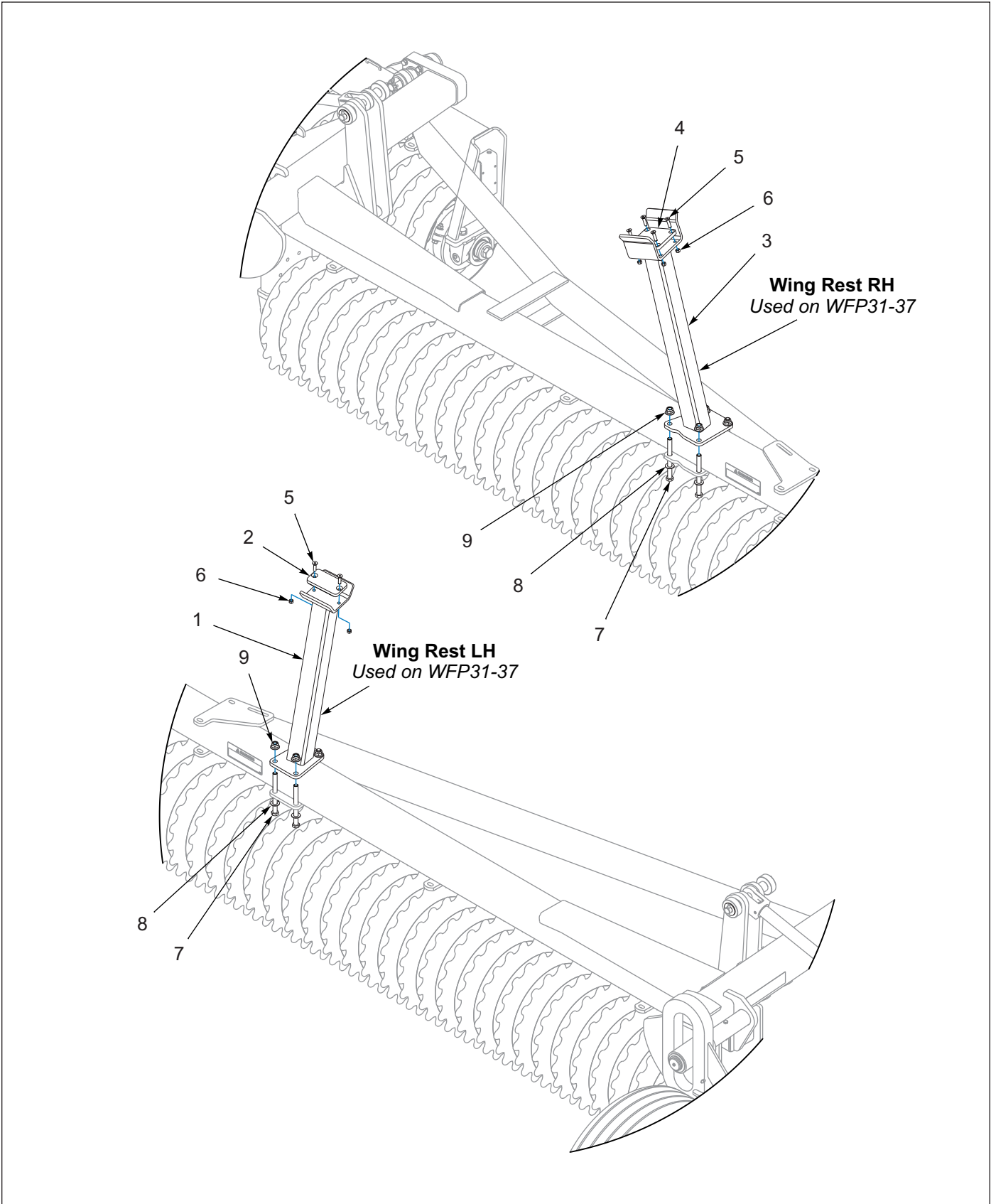


Figure 1-15: Wing Rest Installation - WFP31-37

## Wing Rest Installation - WFP 31-37

---

ITEM	PART NUMBER	DESCRIPTION	QTY
1	175126	REST, LH WING, 9-12	1
2	175140	PAD, WING REST BUMPER	1
3	175123	REST, RH WING	1
4	171727	PAD, WING REST BUMPER	1
5	118626	SCREW, HXSKT CTSK 3/8-16 X 1-1/2 Z	6
6	1-512-010005-05	NUT, HEX, SLFLKG GRB 3/8-16	6
7	113064	SCREW, HX CP, 5/8-11UNC X 7, GR5	8
8	1-861-010032-18	WASHER, FLAT 5/8 N ZP/CD	8
9	2P254	NUT, FLANGE NY-LOK 5/8-11	8

# Center Frame Roller Installation

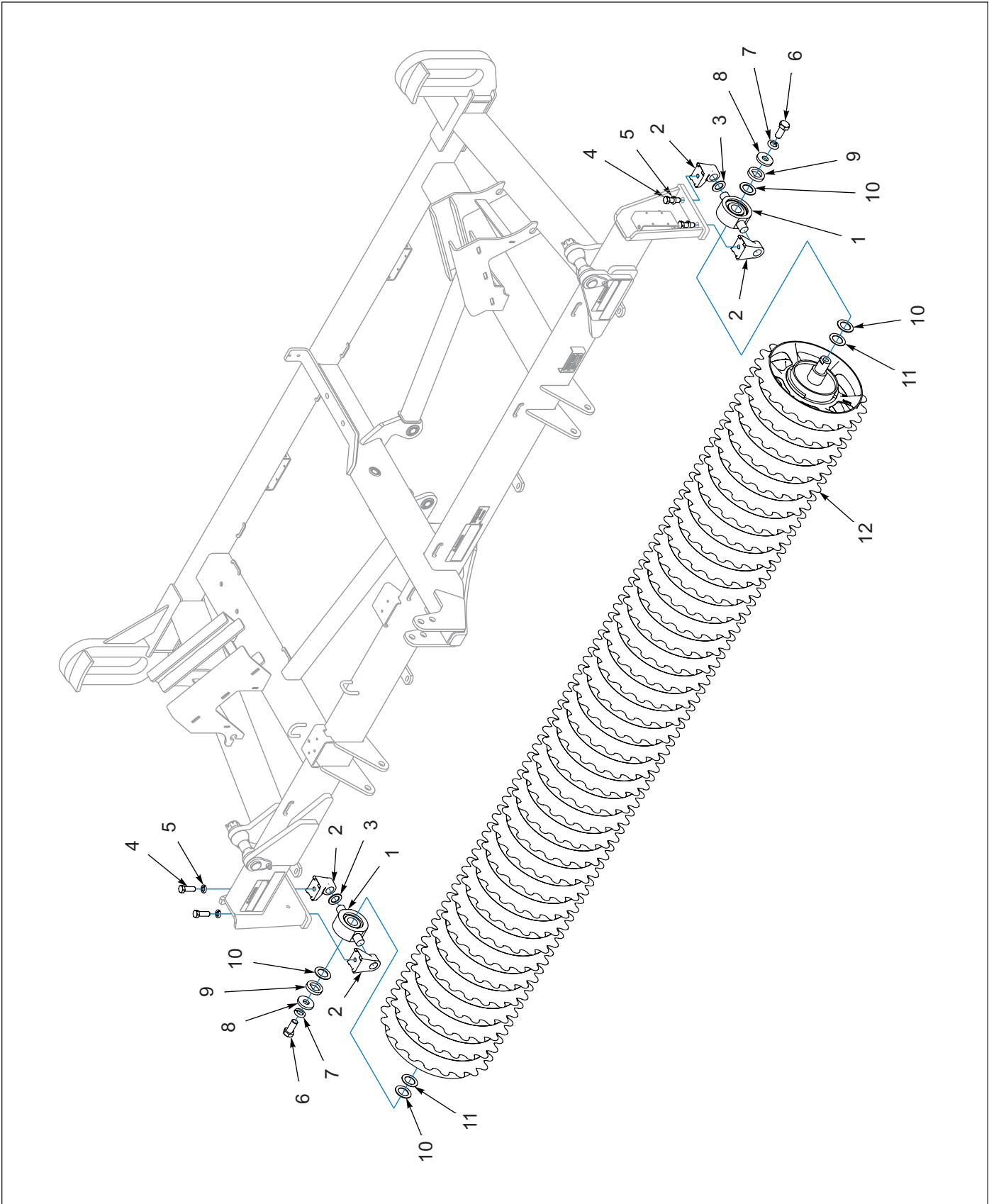


Figure 1-16: Center Frame Roller Installation

---

## Center Frame Roller Installation

---

ITEM	PART NUMBER	DESCRIPTION	QTY
1	140477	BEARING, DISC 1.775 ID ASSY <b>(SEE PAGE 1-28)</b>	2
2	140479	MOUNT, TRUNNION BEARING	4
3	140480	WASHER, TRUNNION	2
4	1-654-010061-06	SCREW, HXCP, 3/4-10UNC X 2-1/4, GR5	4
5	1-861-010034-17	WASHER, LKG, HLCL SPR, 3/4	4
6	137943	SCREW, HEX CAP 1-8UNC X 2-1/4, GR5	2
7	1-861-010034-21	WASHER, LKG HEL SPRG 1IN	2
8	154185	WASHER, 3/8 THICK 1" ID	2
9	154186	WASHER, FLAT TOP	2
10	171738	WASHER, SHIM 11 GA, 1.79 ID	4
11	171739	WASHER, SHIM 14 GA, 1.79 ID	2
12	231060	ROLLER ASM, 152" NOTCHED <b>(SEE PAGE 1-29)</b>	1
12	231068	ROLLER ASM, 152" RH CROWFOOT <b>(SEE PAGE 1-30)</b>	1
12	231084	ROLLER ASM, 152" OPTIMIZER <b>(SEE PAGE 1-33)</b>	1

# Wing Frame Roller Installation

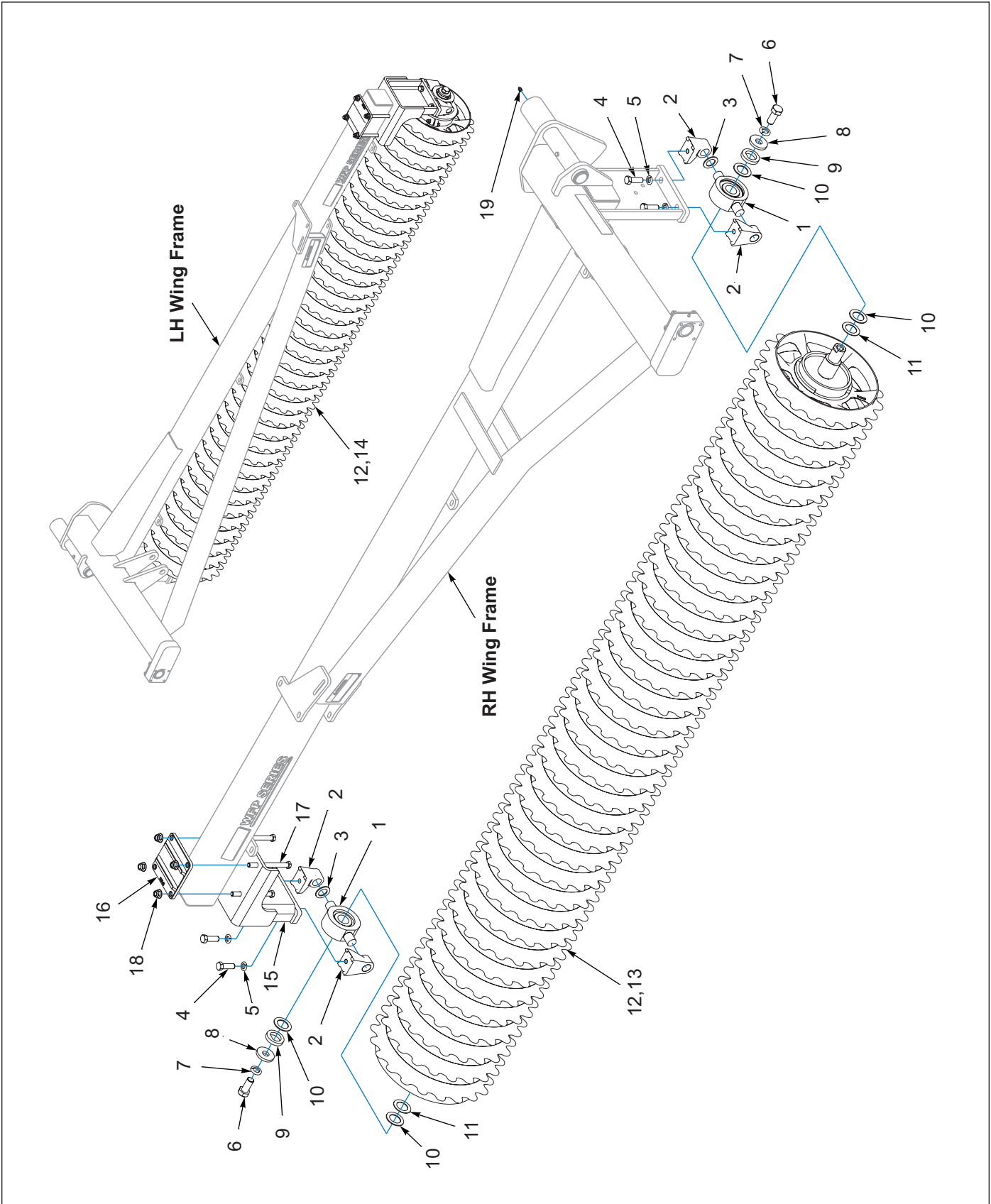


Figure 1-17: Wing Frame Roller Installation

## Wing Frame Roller Installation

ITEM	PART NUMBER	DESCRIPTION	QTY
1	140477	BEARING, DISC 1.775 ID ASM (SEE PAGE 1-28)	4
2	140479	MOUNT, TRUNNION BEARING	8
3	140480	WASHER, TRUNNION	4
4	1-654-010061-06	SCREW, HXCP, 3/4-10UNC X 2-1/4, GR5	8
5	1-861-010034-17	WASHER, LKG, HLCL SPR, 3/4	8
6	137943	SCREW, HEX CAP 1-8UNC X 2-1/4, GR5	4
7	1-861-010034-21	WASHER, LKG HEL SPRG 1IN	4
8	154185	WASHER, 3/8 THICK 1" ID	4
9	154186	WASHER, FLAT TOP	4
10	171738	WASHER, SHIM 11 GA, 1.79 ID	8
11	171739	WASHER, SHIM 14 GA, 1.79 ID	4
12	231053	ROLLER ASM, 68" NOTCHED (WFP 23) (SEE PAGE 1-29)	2
12	231054	ROLLER ASM, 80" NOTCHED (WFP 25) (SEE PAGE 1-29)	2
12	231055	ROLLER ASM, 92" NOTCHED (WFP 27) (SEE PAGE 1-29)	2
12	231056	ROLLER ASM, 104" NOTCHED (WFP 29) (SEE PAGE 1-29)	2
12	231057	ROLLER ASM, 116" NOTCHED (WFP 31) (SEE PAGE 1-29)	2
12	231058	ROLLER ASM, 128" NOTCHED (WFP 33) (SEE PAGE 1-29)	2
12	231059	ROLLER ASM, 140" NOTCHED (WFP 35) (SEE PAGE 1-29)	2
12	231060	ROLLER ASM, 152" NOTCHED (WFP 37) (SEE PAGE 1-29)	2
12	231077	ROLLER ASM, 68" OPTIMIZER (WFP 23) (SEE PAGE 1-32)	2
12	231078	ROLLER ASM, 80" OPTIMIZER (WFP 25) (SEE PAGE 1-32)	2
12	231079	ROLLER ASM, 92" OPTIMIZER (WFP 27) (SEE PAGE 1-32)	2
12	231080	ROLLER ASM, 104" OPTIMIZER (WFP 29) (SEE PAGE 1-32)	2
12	231081	ROLLER ASM, 116" OPTIMIZER (WFP 31) (SEE PAGE 1-32)	2
12	231082	ROLLER ASM, 128" OPTIMIZER (WFP 33) (SEE PAGE 1-32)	2
12	231083	ROLLER ASM, 140" OPTIMIZER (WFP 35) (SEE PAGE 1-32)	2
12	231084	ROLLER ASM, 152" OPTIMIZER (WFP 37) (SEE PAGE 1-32)	2
13	231061	ROLLER ASM, 68" RH CROWFOOT (WFP 23) (SEE PAGE 1-30)	1
13	231062	ROLLER ASM, 80" RH CROWFOOT (WFP 25) (SEE PAGE 1-30)	1
13	231063	ROLLER ASM, 92" RH CROWFOOT (WFP 27) (SEE PAGE 1-30)	1
13	231064	ROLLER ASM, 104" RH CROWFOOT (WFP 29) (SEE PAGE 1-30)	1
13	231065	ROLLER ASM, 116" RH CROWFOOT (WFP 31) (SEE PAGE 1-30)	1
13	231066	ROLLER ASM, 128" RH CROWFOOT (WFP 33) (SEE PAGE 1-30)	1
13	231067	ROLLER ASM, 140" RH CROWFOOT (WFP 35) (SEE PAGE 1-30)	1
13	231068	ROLLER ASM, 152" RH CROWFOOT (WFP 37) (SEE PAGE 1-30)	1
14	231069	ROLLER ASM, 68" LH CROWFOOT (WFP 23) (SEE PAGE 1-30)	1
14	231070	ROLLER ASM, 80" LH CROWFOOT (WFP 25) (SEE PAGE 1-30)	1
14	231071	ROLLER ASM, 92" LH CROWFOOT (WFP 27) (SEE PAGE 1-30)	1
14	231072	ROLLER ASM, 104" LH CROWFOOT (WFP 29) (SEE PAGE 1-30)	1
14	231073	ROLLER ASM, 116" LH CROWFOOT (WFP 31) (SEE PAGE 1-30)	1
14	231074	ROLLER ASM, 128" LH CROWFOOT (WFP 33) (SEE PAGE 1-30)	1
14	231075	ROLLER ASM, 140" LH CROWFOOT (WFP 35) (SEE PAGE 1-30)	1
14	231076	ROLLER ASM, 152" LH CROWFOOT (WFP 37) (SEE PAGE 1-30)	1
15	174879	BOLT ON BEARING HANGER	2
16	2P236	CLAMP, BRG HANGER	2
17	113064	SCREW, HX CP, 5/8-11UNC X 7, GR5	8
18	2P254	NUT, FLANGE NY-LOK 5/8-11	8
19	5000	ZERK FITTING 1/8NPT	4

## Disc Bearing Assembly

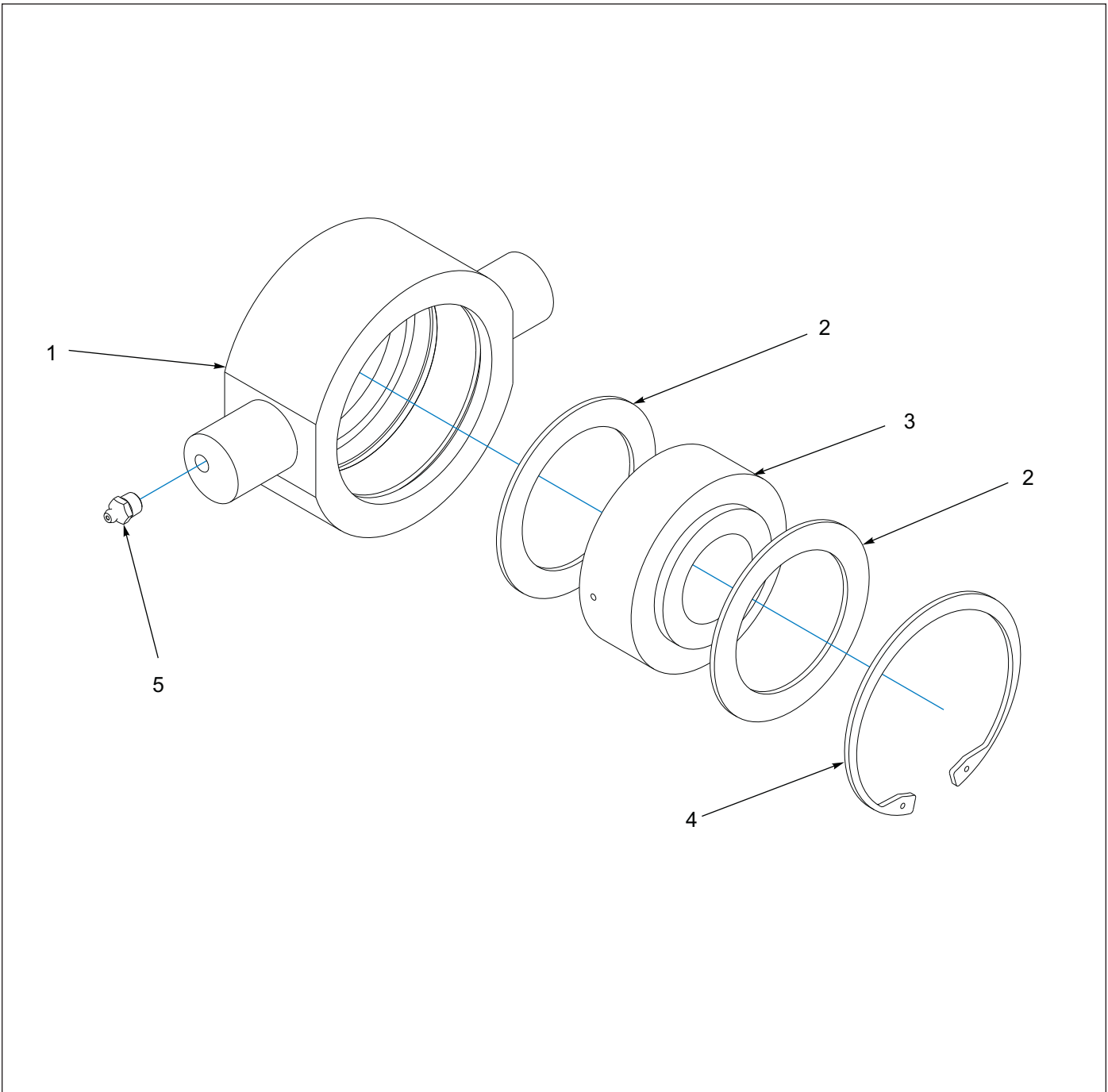


Figure 1-18: Disc Bearing Assembly

## Disc Bearing Assembly

ITEM	PART NUMBER	DESCRIPTION	QTY
	140477	BEARING, DISC 1.775 ID ASM	--
1	140475	CASTING, TRUNNION BEARING	1
2	140473	WASHER, BEARING	2
3	140464	BEARING, DISC 1.775 ID	1
4	140476	INTERNAL RETAINING RING	1
5	5000	ZERK FITTING 1/8NPT	1



## Roller Axle Assemblies, Notched Ductile

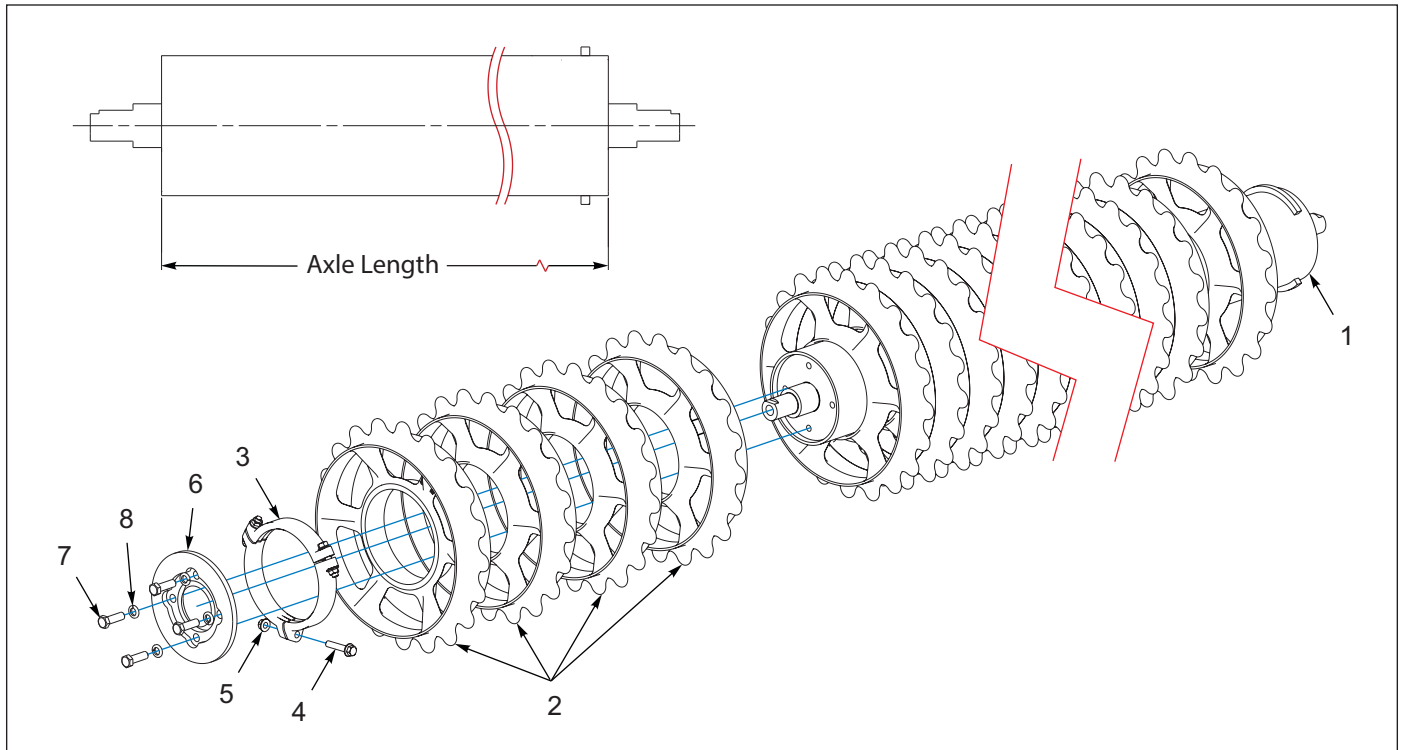


Figure 1-19: Roller Axle Assemblies, Notched Ductile

## Roller Axle Assemblies, Notched Ductile

ITEM	PART NUMBER	DESCRIPTION	QTY							
			68"	80"	92"	104"	116"	128"	140"	152"
	231053	ROLLER ASM, 68" NOTCHED	1	--	--	--	--	--	--	--
	231054	ROLLER ASM, 80" NOTCHED	--	1	--	--	--	--	--	--
	231055	ROLLER ASM, 92" NOTCHED	--	--	1	--	--	--	--	--
	231056	ROLLER ASM, 104" NOTCHED	--	--	--	1	--	--	--	--
	231057	ROLLER ASM, 116" NOTCHED	--	--	--	--	1	--	--	--
	231058	ROLLER ASM, 128" NOTCHED	--	--	--	--	--	1	--	--
	231059	ROLLER ASM, 140" NOTCHED	--	--	--	--	--	--	1	--
	231060	ROLLER ASM, 152" NOTCHED	--	--	--	--	--	--	--	1
1	231045	AXLE WLD, 68" W/STUB SHAFTS	1	--	--	--	--	--	--	--
1	231046	AXLE WLD, 80" W/STUB SHAFTS	--	1	--	--	--	--	--	--
1	231047	AXLE WLD, 92" W/STUB SHAFTS	--	--	1	--	--	--	--	--
1	231048	AXLE WLD, 104" W/STUB SHAFTS	--	--	--	1	--	--	--	--
1	231049	AXLE WLD, 116" W/STUB SHAFTS	--	--	--	--	1	--	--	--
1	231050	AXLE WLD, 128" W/STUB SHAFTS	--	--	--	--	--	1	--	--
1	231051	AXLE WLD, 140" W/STUB SHAFTS	--	--	--	--	--	--	1	--
1	231052	AXLE WLD, 152" W/STUB SHAFTS	--	--	--	--	--	--	--	1
2	2P800	WHEEL,20 X8 1/8 BORE(7007319)	17	20	23	26	29	32	35	38
3	3P052	CLAMP, AXLE	3	3	3	3	3	3	3	3
4	172896	SCREW FLG HD 1/2-13X2-1/2 GR8	3	3	3	3	3	3	3	3
5	172509	NUT,1/2-13 WIDE FLNG TOP LCK F	3	3	3	3	3	3	3	3
6	191396	STOP, WHEEL WLDMT	1	1	1	1	1	1	1	1
7	1-654-010059-05	SCREW, HEX CAP,5/8-11UNCX2 GR5	4	4	4	4	4	4	4	4
8	1-861-010034-15	WASHER,LKG,HLCL SPR,5/8	4	4	4	4	4	4	4	4

# Roller Axle Assemblies, Crowfoot

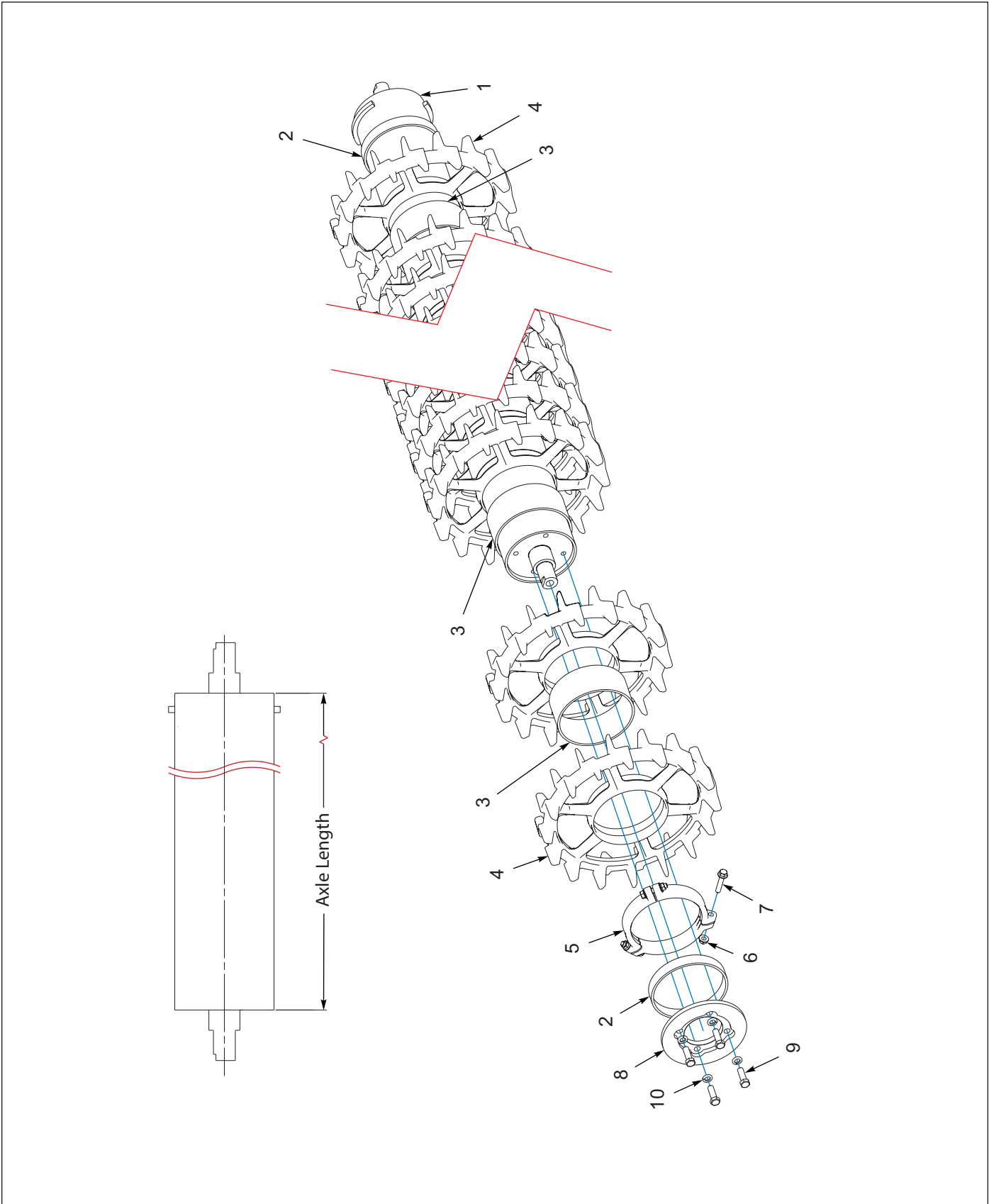


Figure 1-20: Roller Axle Assemblies, Crowfoot

## Roller Axle Assemblies, Crowfoot

ITEM	PART NUMBER	DESCRIPTION	QTY							
			68"	80"	92"	104"	116"	128"	140"	152"
	231061	ROLLER ASM, 68" RH CROWFOOT	1	--	--	--	--	--	--	--
	231069	ROLLER ASM, 68" LH CROWFOOT	1	--	--	--	--	--	--	--
	231062	ROLLER ASM, 80" RH CROWFOOT	--	1	--	--	--	--	--	--
	231070	ROLLER ASM, 80" LH CROWFOOT	--	1	--	--	--	--	--	--
	231063	ROLLER ASM, 92" RH CROWFOOT	--	--	1	--	--	--	--	--
	231071	ROLLER ASM, 92" LH CROWFOOT	--	--	1	--	--	--	--	--
	231064	ROLLER ASM, 104" RH CROWFOOT	--	--	--	1	--	--	--	--
	231072	ROLLER ASM, 104" LH CROWFOOT	--	--	--	1	--	--	--	--
	231065	ROLLER ASM, 116" RH CROWFOOT	--	--	--	--	1	--	--	--
	231073	ROLLER ASM, 116" LH CROWFOOT	--	--	--	--	1	--	--	--
	231066	ROLLER ASM, 128" RH CROWFOOT	--	--	--	--	--	1	--	--
	231074	ROLLER ASM, 128" LH CROWFOOT	--	--	--	--	--	1	--	--
	231067	ROLLER ASM, 140" RH CROWFOOT	--	--	--	--	--	--	1	--
	231075	ROLLER ASM, 140" LH CROWFOOT	--	--	--	--	--	--	1	--
	231068	ROLLER ASM, 152" RH CROWFOOT	--	--	--	--	--	--	--	1
	231076	ROLLER ASM, 152" LH CROWFOOT	--	--	--	--	--	--	--	1
1	231045	AXLE WLD, 68" W/STUB SHAFTS	1	--	--	--	--	--	--	--
1	231046	AXLE WLD, 80" W/STUB SHAFTS	--	1	--	--	--	--	--	--
1	231047	AXLE WLD, 92" W/STUB SHAFTS	--	--	1	--	--	--	--	--
1	231048	AXLE WLD, 104" W/STUB SHAFTS	--	--	--	1	--	--	--	--
1	231049	AXLE WLD, 116" W/STUB SHAFTS	--	--	--	--	1	--	--	--
1	231050	AXLE WLD, 128" W/STUB SHAFTS	--	--	--	--	--	1	--	--
1	231051	AXLE WLD, 140" W/STUB SHAFTS	--	--	--	--	--	--	1	--
1	231052	AXLE WLD, 152" W/STUB SHAFTS	--	--	--	--	--	--	--	1
2	164675	TUBE RD 8.125X8.625X1.25	2	2	2	2	2	2	2	2
3	164676	TUBE RD 8.125X8.625X3.75	10	12	14	16	18	20	22	24
4	164639	WHEEL, CROW FOOT, 20"X8" BORE	11	13	15	17	19	21	23	25
5	3P052	CLAMP, AXLE	3	3	3	3	3	3	3	3
6	172896	SCREW FLG HD 1/2-13X2-1/2 GR8	3	3	3	3	3	3	3	3
7	172509	NUT,1/2-13 WIDE FLNG TOP LCK F	3	3	3	3	3	3	3	3
8	191396	STOP, WHEEL WLDMT	1	1	1	1	1	1	1	1
9	1-654-010059-05	SCREW, HEX CAP,5/8-11UNCX2 GR5	4	4	4	4	4	4	4	4
10	1-861-010034-15	WASHER,LKG,HLCL SPR,5/8	4	4	4	4	4	4	4	4

## Roller Axle Assemblies, Optimizer, WFP 23-27

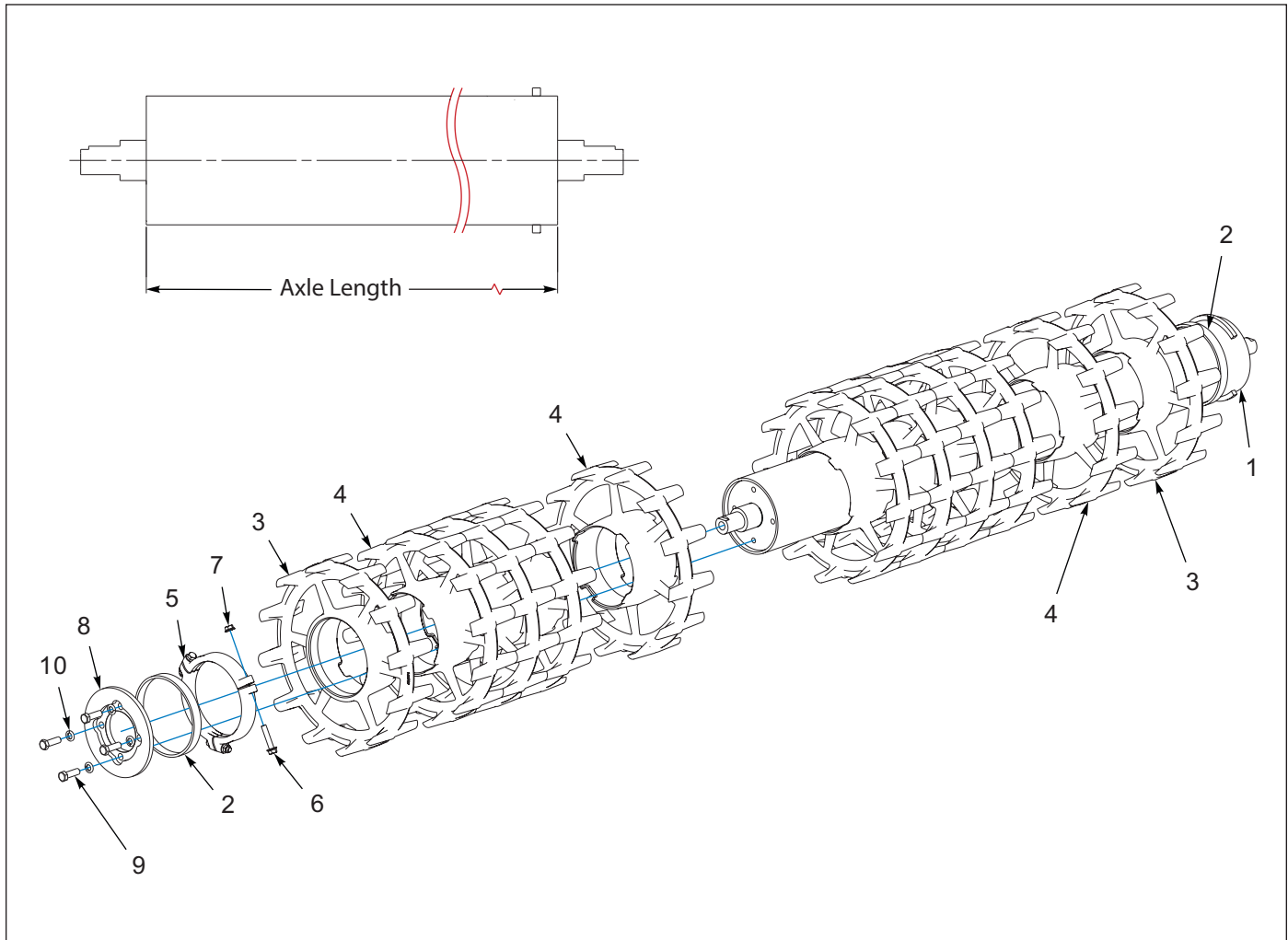


Figure 1-21: Roller Axle Assemblies, Optimizer, WFP 23-27

## Roller Axle Assemblies, Optimizer, WFP 23-27

ITEM	PART NUMBER	DESCRIPTION	QTY		
			68"	80"	92"
	231077	ROLLER ASM, 68" OPTIMIZER	1	--	--
	231078	ROLLER ASM, 80" OPTIMIZER	--	1	--
	231079	ROLLER ASM, 92" OPTIMIZER	--	--	1
1	231045	AXLE WLD, 68" W/STUB SHAFTS	1	--	--
1	231046	AXLE WLD, 80" W/STUB SHAFTS	--	1	--
1	231047	AXLE WLD, 92" W/STUB SHAFTS	--	--	1
2	179440	TUBE, RD 8.125 X 8.625 X 1.0	2	2	2
3	164709	OPTIMIZER END WHEEL, 8" AXLE	2	2	2
4	3P300	WHEEL, OPTIMIZER, 8" AXLE	9	11	13
5	3P052	CLAMP, AXLE	3	3	3
6	172896	SCREW FLG HD 1/2-13X2-1/2 GR8	3	3	3
7	172509	NUT, 1/2-13 WIDE FLANGE TOP LCK F	3	3	3
8	191396	STOP, WHEEL WLDMT	1	1	1
9	1-654-010059-05	SCREW, HEX CAP, 5/8-11UNCX2 GR5	4	4	4
10	1-861-010034-15	WASHER, LKG, HLCL SPR, 5/8	4	4	4

### Roller Axle Assemblies, Optimizer, WFP 29-37

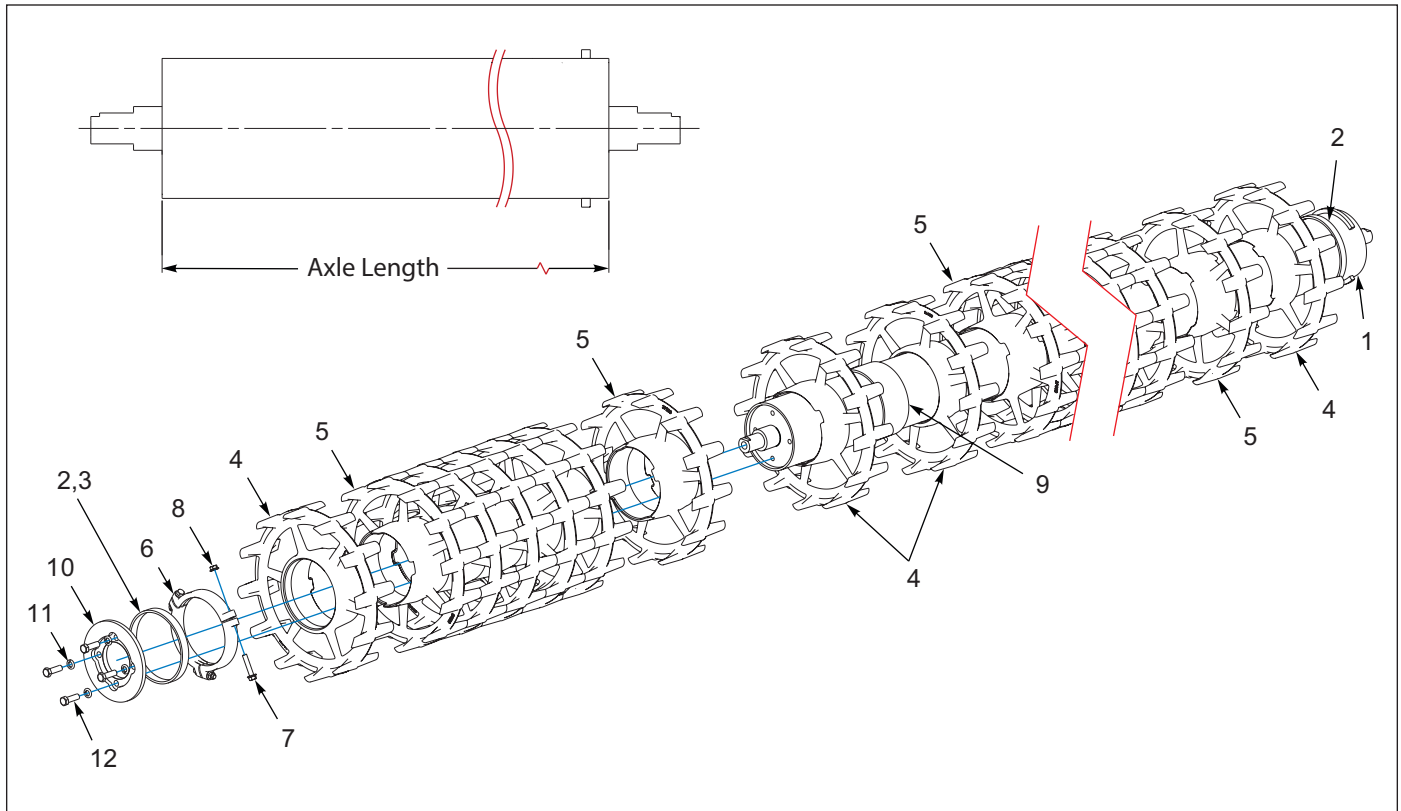


Figure 1-22: Roller Axle Assemblies, Optimizer, WFP 29-37

### Roller Axle Assemblies, Optimizer, WFP 29-37

ITEM	PART NUMBER	DESCRIPTION	QTY				
			104"	116"	128"	140"	152"
	231080	ROLLER ASM, 104" OPTIMIZER	1	--	--	--	--
	231081	ROLLER ASM, 116" OPTIMIZER	--	1	--	--	--
	231082	ROLLER ASM, 128" OPTIMIZER	--	--	1	--	--
	231083	ROLLER ASM, 140" OPTIMIZER	--	--	--	1	--
	231084	ROLLER ASM, 152" OPTIMIZER	--	--	--	--	1
1	231048	AXLE WLD, 104" W/STUB SHAFTS	1	--	--	--	--
1	231049	AXLE WLD, 116" W/STUB SHAFTS	--	1	--	--	--
1	231050	AXLE WLD, 128" W/STUB SHAFTS	--	--	1	--	--
1	231051	AXLE WLD, 140" W/STUB SHAFTS	--	--	--	1	--
1	231052	AXLE WLD, 152" W/STUB SHAFTS	--	--	--	--	1
2	179346	TUBE RD 8.125 X 8.625 X .781	1	1	1	2	2
3	179440	TUBE, RD 8.125 X 8.625 X 1.0	1	1	1	--	--
4	164709	OPTIMIZER END WHEEL, 8" AXLE	4	4	4	4	4
5	3P300	WHEEL, OPTIMIZER, 8" AXLE	13	15	17	19	21
6	3P052	CLAMP, AXLE	3	3	3	3	3
7	172896	SCREW FLG HD 1/2-13X2-1/2 GR9	3	3	3	3	3
8	172509	NUT,1/2-13 WIDE FLANGE TOP LCK F	3	3	3	3	3
9	174890	TUBE, RD 8.125 X 8.625 X 3.875	1	1	1	1	1
10	191396	STOP, WHEEL WLDMT	1	1	1	1	1
11	1-654-010059-05	SCREW, HEX CAP,5/8-11UNCX2 GR5	4	4	4	4	4
12	1-861-010034-15	WASHER,LKG,HLCL SPR,5/8	4	4	4	4	4

# Center Frame Scraper Installation

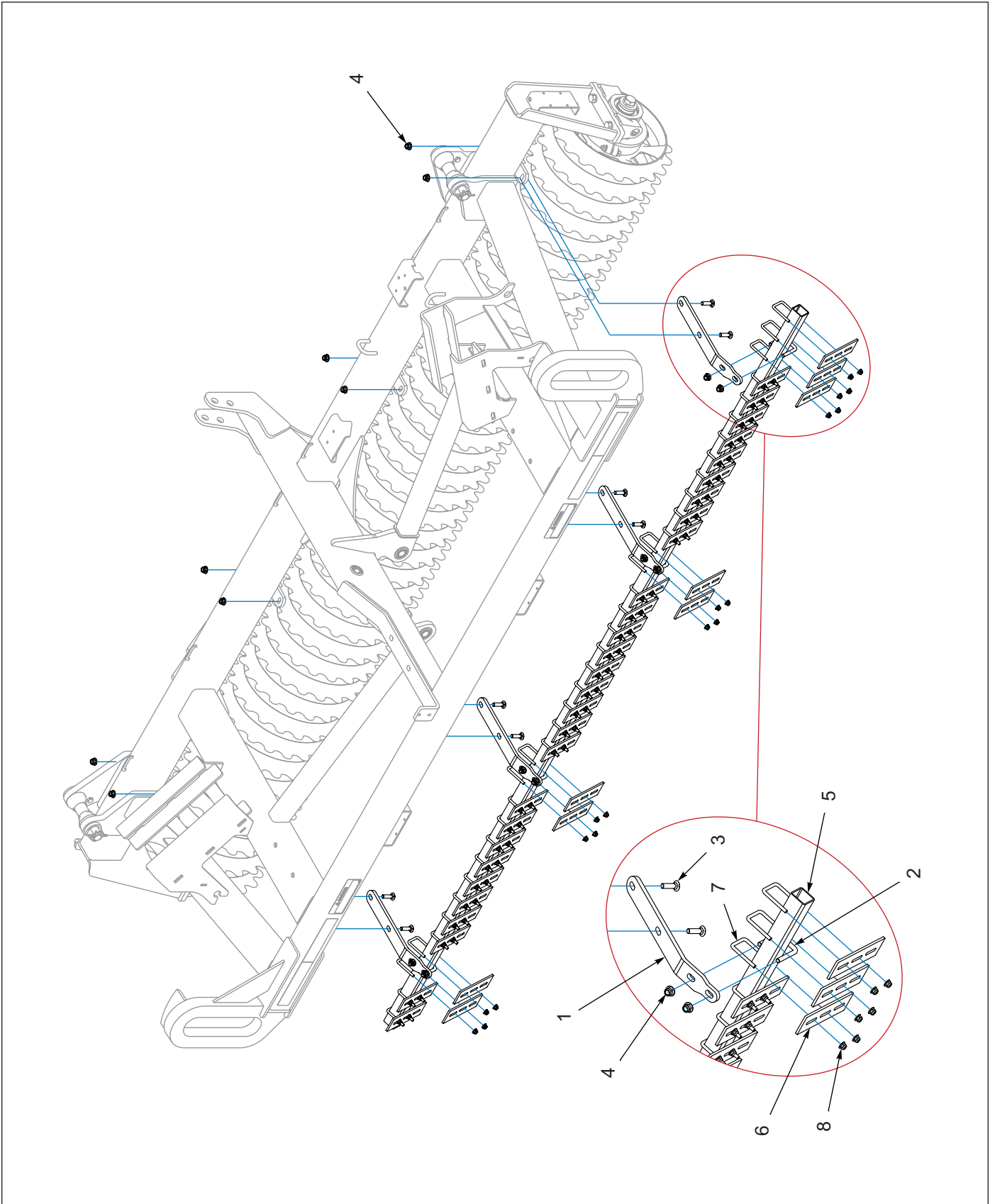


Figure 1-23: Center Frame Scraper Installation

## Center Frame Scraper Installation

---

ITEM	PART NUMBER	DESCRIPTION	QTY
1	2P465	MOUNT, CENTER SCRAPER	4
2	5D921	U-BOLT 1/2-13 X 3-1/4 X 2-5/8	4
3	1-654-010070-04	SCREW RDHD SQNK 1/2-13X1-3/4	8
4	2P253	NUT, FLANGE NY-LOK 1/2-13	16
5	9J057	SCRAPER TUBE - 148" ( <b>SQ 2 X 148</b> )	1
6	8J014	SCRAPER, 2-1/2" WIDE	37
7	8J015	U-BOLT 3/8-16 X 3-1/4 X 2-7/16	37
8	2P252	NUT, FLANGE NY-LOK 3/8-16	74

# Wing Scraper Installation

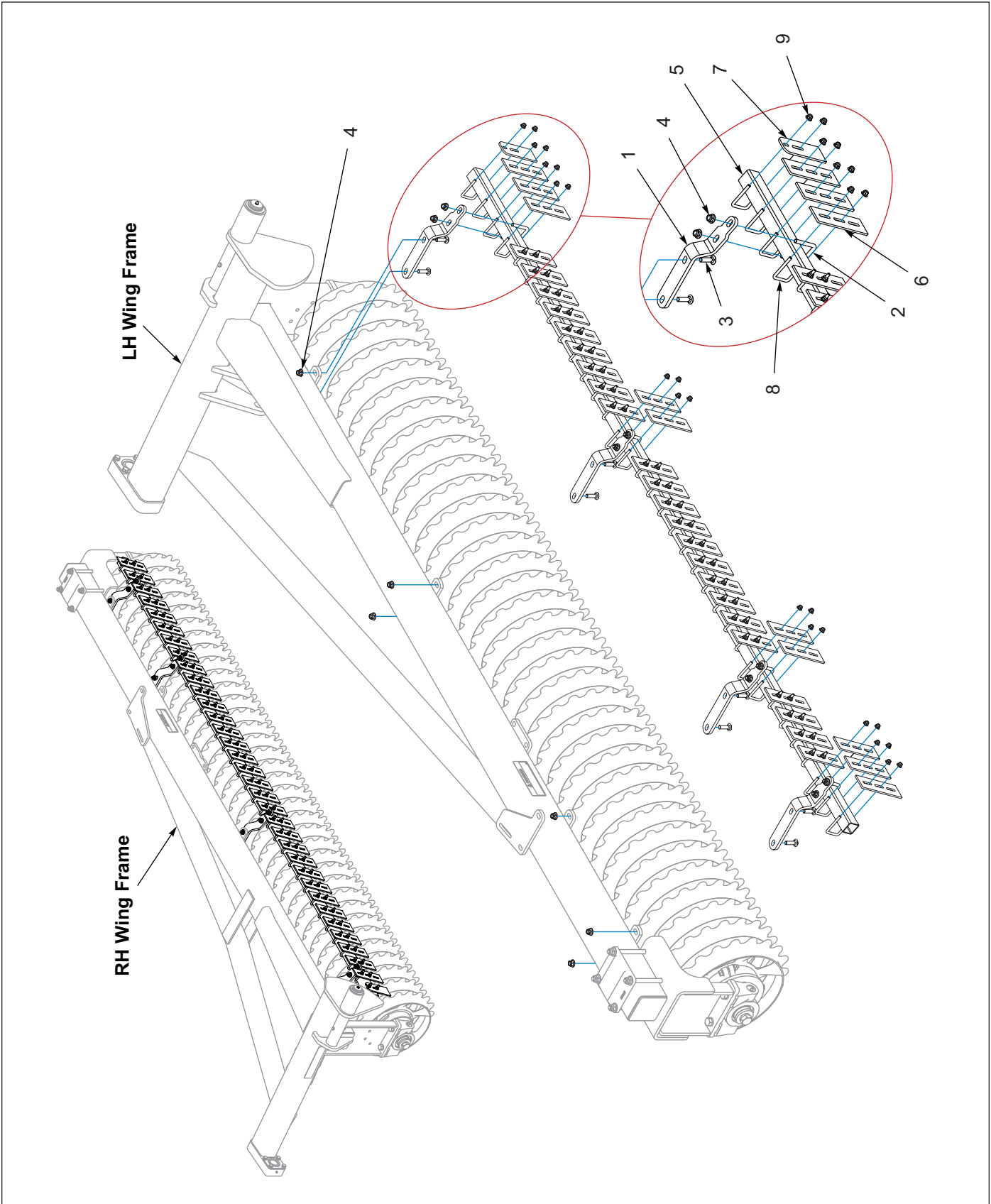


Figure 1-24: Wing Scraper Installation



## Wing Scraper Installation

ITEM	PART NUMBER	DESCRIPTION	QTY							
			22	24	26	28	30	32	34	36
	<b>WFP MODEL NUMBER</b>									
1	2P271	MOUNT, WING SCRAPER	4	4	6	6	6	6	8	8
2	5D921	U-BOLT, 1/2-13 X 2-5/8 X 3-1/4	4	4	6	6	6	6	8	8
3	1-654-010070-04	SCREW, RDHD SQNK 1/2-13 X 1-3/4	8	8	12	12	12	12	16	16
4	2P253	NUT, FLANGE NY-LOK 1/2-13	16	16	24	24	24	24	32	32
5	9J057	SCRAPER TUBE - 148" (SQ 2 X 148)	--	--	--	--	--	--	--	2
5	9J962	TUBE (SQ 2 X 136)	--	--	--	--	--	--	2	--
5	9J056	SCRAPER TUBE - 124" (SQ 2 X 124)	--	--	--	--	--	2	--	--
5	9J960	TUBE (SQ 2 X 112)	--	--	--	--	2	--	--	--
5	9J959	TUBE (SQ 2 X 100)	--	--	--	2	--	--	--	--
5	9J958	TUBE (SQ 2 X 88)	--	--	2	--	--	--	--	--
5	9J957	TUBE (SQ 2 X 76)	--	2	--	--	--	--	--	--
5	9J956	SCRAPER TUBE (SQ 2 X 64)	2	--	--	--	--	--	--	--
6	8J014	SCRAPER	30	36	42	48	54	60	66	72
7	9J930	SCRAPER (SHORT)	2	2	2	2	2	2	2	2
8	8J015	U-BOLT, 3/8-16 X 2-7/16 X 3-1/4	32	38	44	50	56	62	68	74
9	2P252	NUT, FLANGE NY-LOK 3/8-16	64	76	88	100	112	124	136	148

# Hydraulic Layout

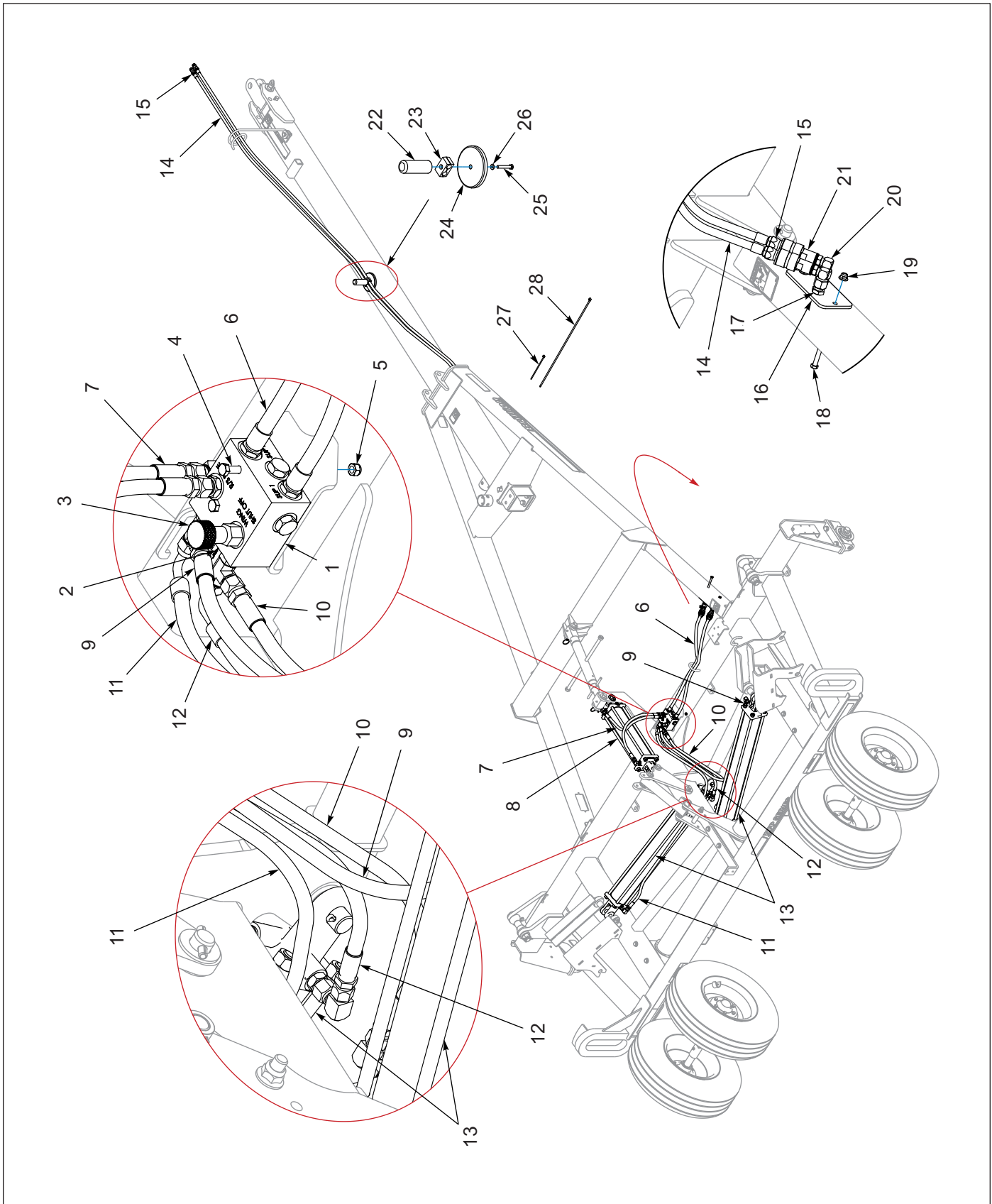


Figure 1-25: Hydraulic Layout

## Hydraulic Layout

ITEM	PART NUMBER	DESCRIPTION	QTY
1	164763	MANIFOLD, RELIEF, SHUTOFF CAVIT	1
2	175159	VALVE,#10RELIEFP.O.W/REV CHECK	1
3	171000	CARTRIDGE, SHUT OFF VALVE <b>(INCLUDES ITEM 29)</b>	1
4	103464	SCREW, HX CP 5/16-18UNC X 3, GR5	2
5	104032	NUT, HX SLF-LKG W/MYL 5/16-18	2
6	170508	HOSE, HYD 3/8 X 36, -8 ORB <b>(8MOR X 8MOR)</b>	2
7	147582	HOSE ASM, 3/8 X 24 #8 JIC SWIV <b>(8FJS X 8FJS)</b>	2
8	9D731	HYD CYLINDER - 4 X 16 <b>(SEE PAGE 1-55) (SEE PAGE 1-56)</b>	1
9	123547	HOSE ASM, 3/8 X 56 #8 JIC SWIVL <b>(8FJS X 8FJS)</b>	1
10	71508985	HOSE, 3/8 X 30 <b>(8FJS X 8FJS)</b>	1
11	175107	HOSE ASM,3/8X70,#8STR-#8-90 <b>(8FJS X 8FJS90)</b>	1
12	123062	HOSE ASM, 3/8 X 27 #8STR-#8-90 <b>(8FJS X 8FJS90)</b>	1
13	2P460	HYD CYLINDER - 4 X 36 <b>(WFP 23-29) (SEE PAGE 1-57)</b>	2
13	183553	HYD CYLINDER - 4-1/2 X 36 <b>(WFP 31-37) (SEE PAGE 1-58)</b>	2
14	175104	HOSE ASSY3/8X250,#8ORBX90#8JIC <b>(8MOR X 8FJS90)</b> <b>(RIGID DRAWBAR)</b>	2
14	174945	HOSE ASSY3/8X284,#8ORBX90#8 JIC <b>(8MOR X 8FJS90)</b> <b>(TELESCOPING DRAWBAR)</b>	2
15	141828	COUPLER, MALE 3/4-16 O-RING <b>(8 O-RING)</b>	4
16	164747	PLATE DRAWBAR BULKHEAD	1
17	102-0322	37 FLARE BULKHEAD/37 FLARE <b>(BULKHEAD, 8MJ)</b>	2
18	108295	SCREW, HX CP 3/8-16UNC X 4, GR5	2
19	2P252	NUT, FLANGE NY-LOK 3/8-16	2
20	2P140	ELBOW, 08MOR X 08FJS X 90DEG	2
21	142668	COUPLER FEMALE 3/4-16 O-RING <b>(8 O-RING)</b>	2
22	164762	HANDLE HOSE MAGNET	1
23	1P937	TWIN CLAMP PAIR, .67" DIA	2
24	164761	MAGNET, 190# PULL	1
25	1-654-010049-09	SCREW, HX CP 5/16-18UNC X 2	1
26	1-861-010032-09	WASHER, FLAT 5/16 W, ZP/CD	1
27	105-0228	HOSE TIE - 8"	8
28	105874	TIE, STRAP PLSTC 21.5 24 X .301	2
29	229393	SEAL KIT FOR 171000 <b>(NOT SHOWN)</b>	1

# Hydraulic Schematic

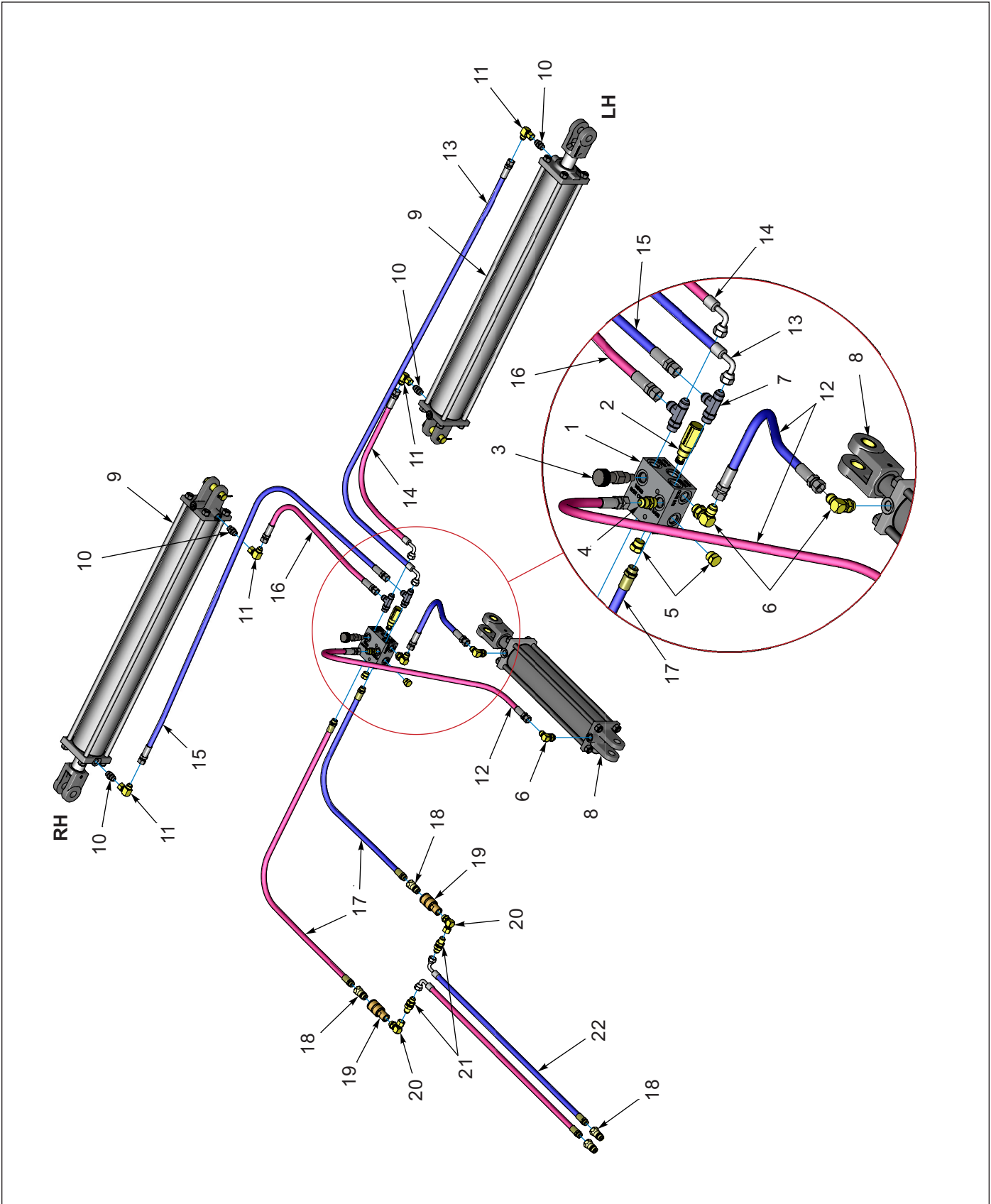


Figure 1-26: Hydraulic Schematic

## Hydraulic Schematic

ITEM	PART NUMBER	DESCRIPTION	QTY
1	164763	MANIFOLD, RELIEF, SHUTOFF CAVIT	1
2	175159	VALVE, #10 RELIEF P.O. W/REV CHECK	1
3	171000	CARTRIDGE, SHUT OFF VALVE <b>(INCLUDES ITEM 23)</b>	1
4	202702-8-8S	ADAPTER, #8 O-RING TO 38 TUBE <b>(8MJ X 8MOR)</b>	1
5	102-1187	PLUG, -8M O-RING AQP#900598-8S <b>(8MOR)</b>	3
6	2062-8-8S	ADAPTER 90, #8 O-RING-TUBE <b>(ELBOW 8MJ X 8MOR)</b>	3
7	203005-8-8S	ADAPTER, TEE, #8 O-RING-TUBE <b>(TEE, RUN 8MJ X 8MOR)</b>	2
8	9D731	HYD CYLINDER - 4 X 16 <b>(SEE PAGE 1-55) (SEE PAGE 1-56)</b>	1
9	2P460	HYD CYLINDER - 4 X 36 <b>(WFP 23-29) (SEE PAGE 1-57)</b>	2
9	183553	HYD CYLINDER - 4-1/2 X 36 <b>(WFP 31-37) (SEE PAGE 1-58)</b>	2
10	4K607	RESTRICTOR 3/4-16 <b>(.078) (8MJ X 8MOR)</b>	4
11	2071-8-8S	ADAPTER, 90 #8 FLR SWIVEL #8JIC <b>(ELBOW, 8MJ X 8FJS)</b>	6
12	147582	HOSE ASM, 3/8 X 24 #8 JIC SWIV <b>(8FJS X 8FJS)</b>	2
13	175107	HOSE ASM, 3/8 X 70, #8STR #8-90 <b>(8FJS X 8FJS90)</b>	1
14	123062	HOSE ASM, 3/8 X 27 #8STR-#8-90 <b>(8FJS X 8FJS90)</b>	1
15	123547	HOSE ASM, 3/8 X 56 #8 JIC SWIVL <b>(8FJS X 8FJS)</b>	1
16	71508985	HOSE, 3/8 X 30 <b>(8FJS X 8FJS)</b>	1
17	170508	HOSE, HYD 3/8 X 36, -8 ORB <b>(8MOR X 8MOR)</b>	2
18	141828	COUPLER, MALE 3/4-16 O-RING <b>(8 O-RING)</b>	4
19	142668	COUPLER, FEMALE 3/4-16 O-RING <b>(8 O-RING)</b>	2
20	2P140	ELBOW, 08MOR X 08FJS X 90DEG	2
21	102-0322	37 FLARE BULKHEAD/37 FLARE <b>(BULKHEAD, 8MJ)</b>	2
22	175104	HOSE ASM, 3/8 X 250, #8ORB X 90 #8JIC <b>(8MOR X 8FJS90)</b> <b>(RIGID DRAWBAR)</b>	2
22	174945	HOSE ASM, 3/8 X 284, #8ORB X 90 #8JIC <b>(8MOR X 8FJS90)</b> <b>(TELESCOPING DRAWBAR)</b>	2
23	229393	SEAL KIT FOR 171000 <b>(NOT SHOWN)</b>	1

# Warning Lamps and SMV Installation

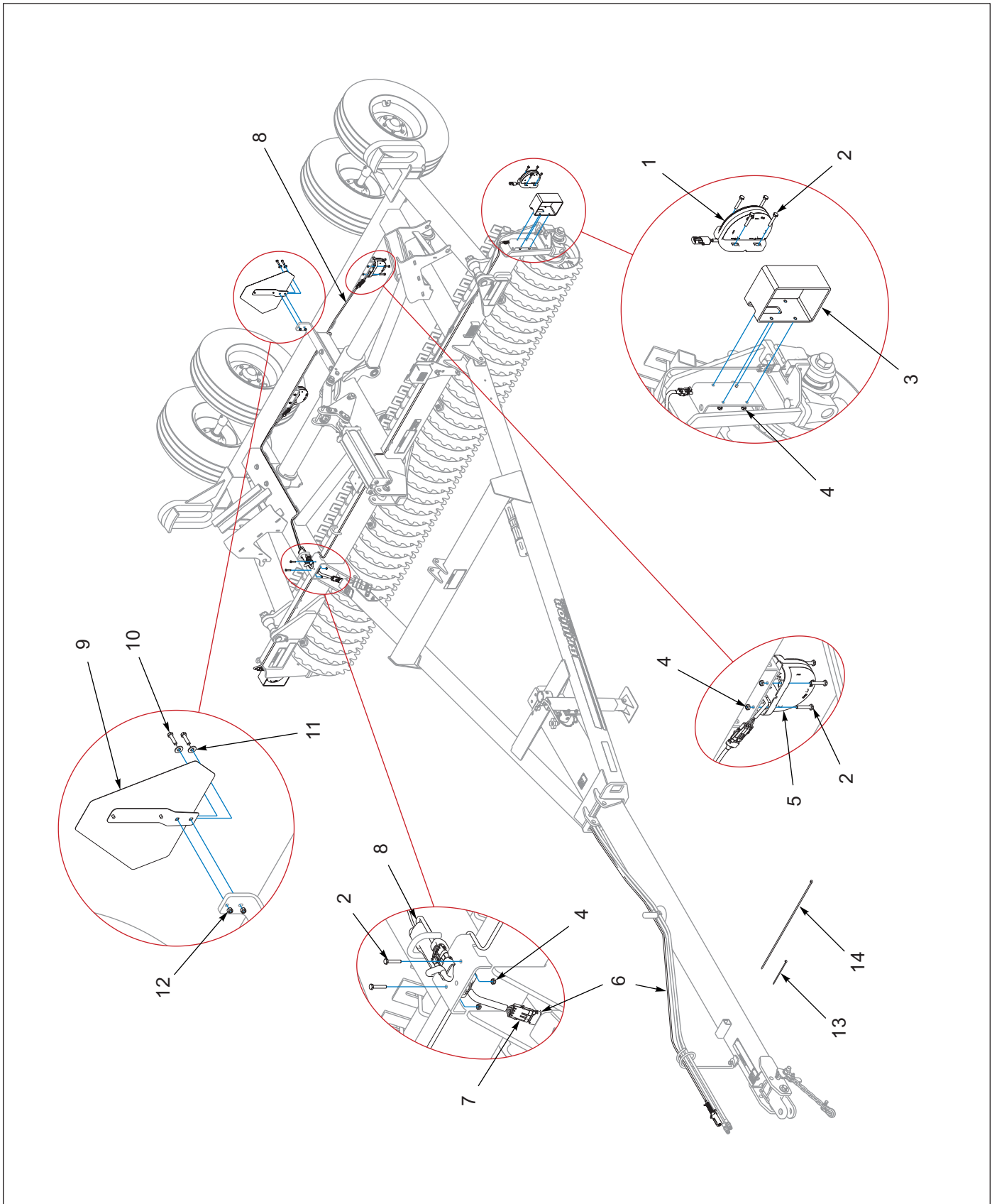


Figure 1-27: Warning Lamps and SMV Installation

## Warning Lamps and SMV Installation

ITEM	PART NUMBER	DESCRIPTION	QTY
1	174436	LAMP, AG AMBER SINGLE LED	2
2	1-654-010047-08	SCREW, HX CP, 1/4-20UNC X 1-1/2, G5	18
3	178534	TUBE, LIGHT SHIELD, 5 X 7	2
4	1-512-010005-01	NUT, HEX SLFLKG GRB 1/4-20	18
5	174435	LAMP, AG RED SINGLE LED	2
6	175152	HARNESS, 7 PIN/4 PIN WP (25 FT)	1
7	174437	MODULE, AG FLASHER CONTROL	1
8	175151	HARNESS, LED WARNING LIGHTS	1
9	2P151	SMV W/BACKET	1
10	1-654-010049-06	SCREW, H/CAP, 5/16-18UNC X 1-1/4	2
11	1-861-010032-09	WASHER, FLAT 5/16 W, ZP/CD	2
12	104032	NUT, HX SLF-LKG W/MYL 5/16-18	2
13	105-0228	TYWRAP 8IN LG TY-5272MX	29
14	7K678	CABLE TIE	10

## Electrical Schematic

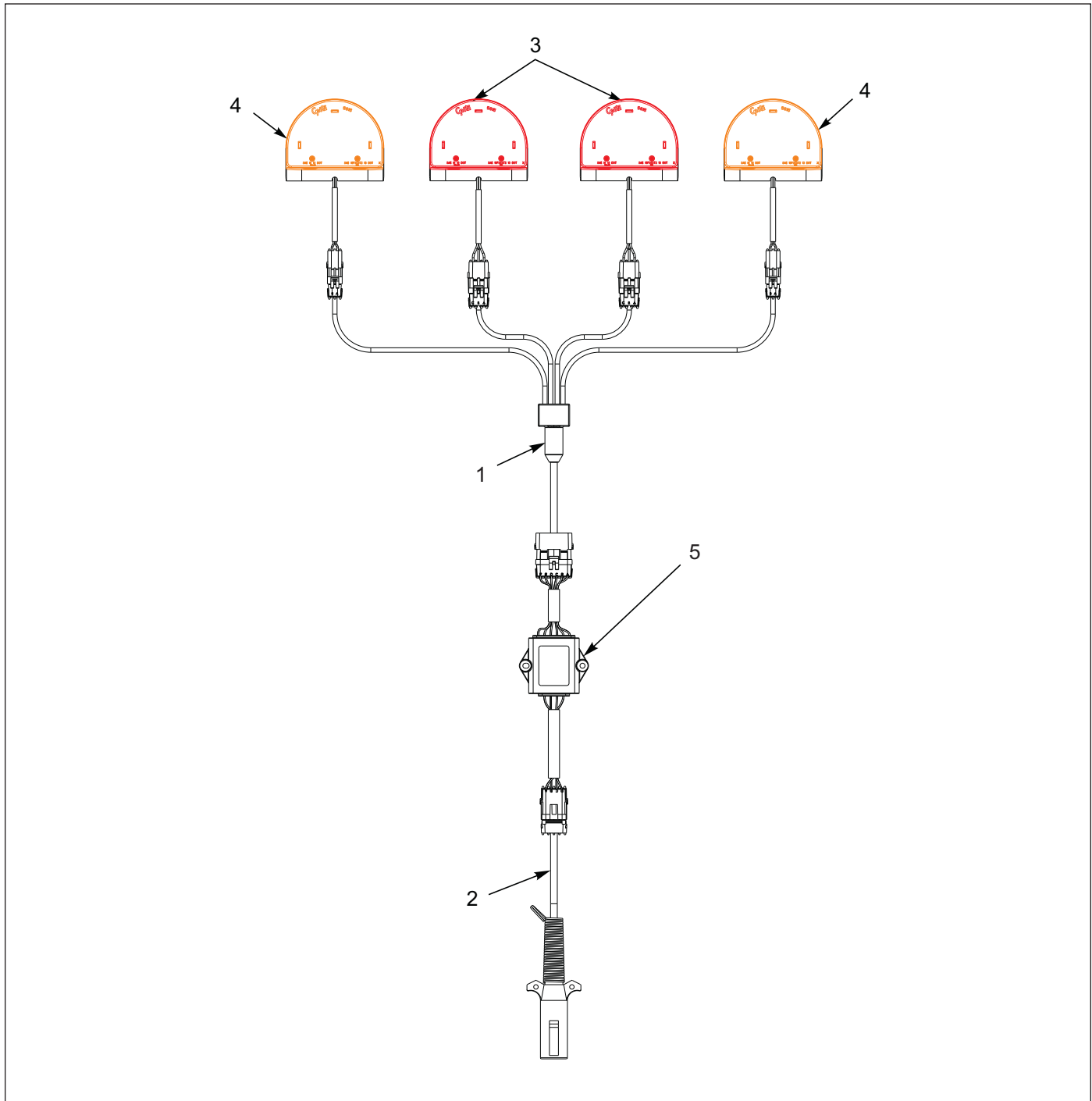


Figure 1-28: Electrical Schematic

## Electrical Schematic

ITEM	PART NUMBER	DESCRIPTION	QTY
1	175151	HARNESS, LED WARNING LIGHTS	1
2	175152	HARNESS, 7PIN/4PIN WP (25FT)	1
3	174435	LAMP, AG RED SINGLE LED	2
4	174436	LAMP, AG AMBER SINGLE LED	2
5	174437	MODULE, AG FLASHER CONTROL	1





# Acre Meter Kit - Optional

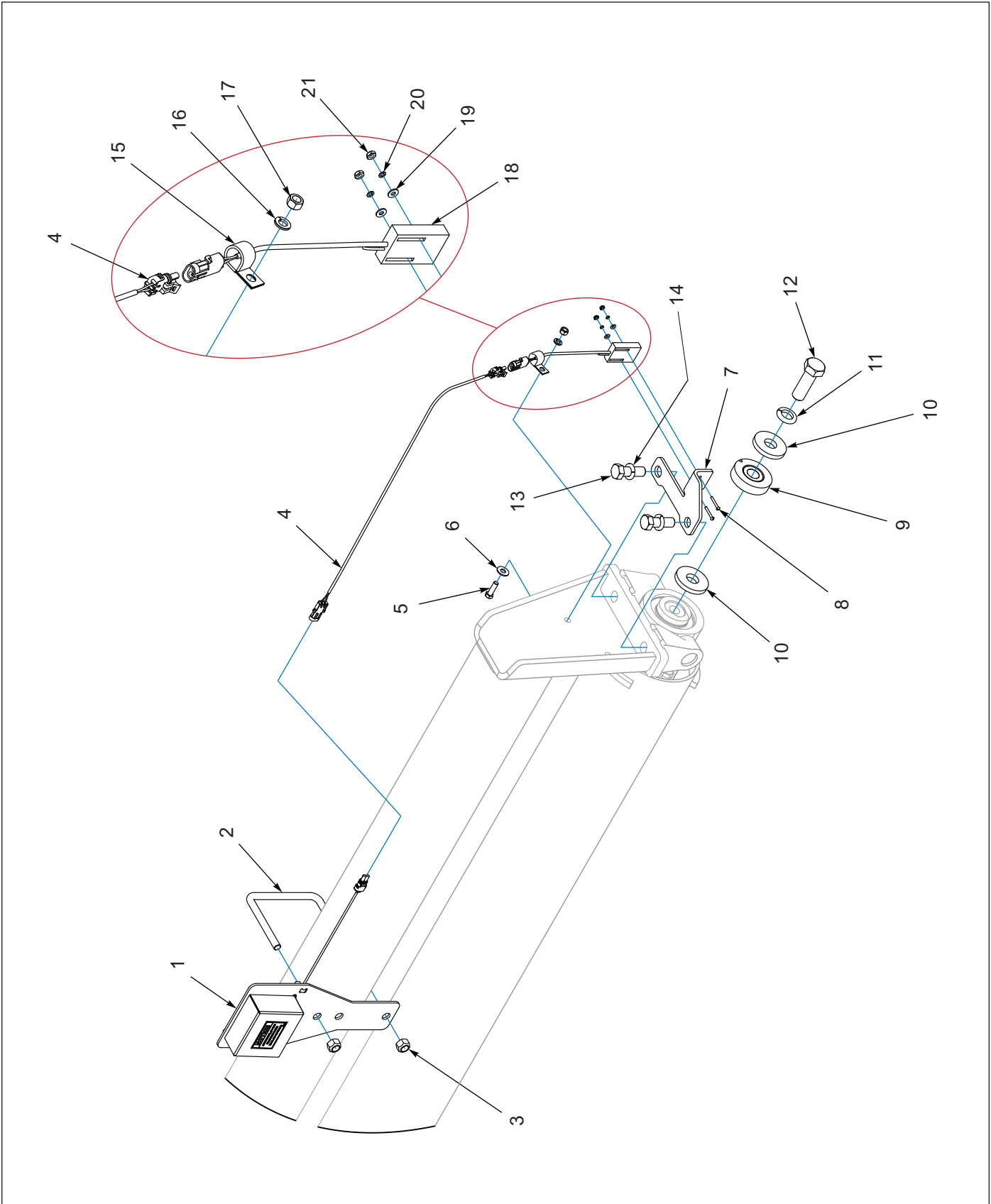


Figure 1-29: Acre Meter Kit - Optional

## Acre Meter Kit - Optional

ITEM	PART NUMBER	DESCRIPTION	QTY
	184484	ACRE METER KIT	1
1	184483	ACRE METER ASM ( <b>SEE PAGE 1-48</b> )	1
2	9D989	U-BOLT, 5/8-11 X 5-5/8 X 4-11/16	1
3	1-512-010005-13	NUT, HEX SLFLKG GRB 5/8-11	2
4	165622	HARNESS-MAKEUP, ACRE METER	1
5	1-654-010051-06	SCREW, HEX CAP 3/8-16UNC X 1-1/4	1
6	1-861-010032-11	WASHER, FLAT 3/8 W, ZP/CD	1
7	184478	BRACKET, ACRE METER PICKUP	1
8	5K262	ROUND HEAD MACHINE SCREW	2
9	184481	MAGNET WHEEL ASM	1
10	154185	WASHER, 3/8 THICK 1" ID ( <b>ONE IS EXISTING HARDWARE</b> )	2
11	1-861-010034-21	WASHER, LKG HEL SPRG 1IN ( <b>EXISTING HARDWARE</b> )	1
12	3J608	BOLT, 1-8 X 3	1
13	1-654-010061-06	SCREW, HXCP, 3/4-10UNC X 2-1/4, GR5 ( <b>EXISTING HARDWARE</b> )	2
14	1-861-010034-17	WASHER, LKG, HCL SPR, 3/4 ( <b>EXISTING HARDWARE</b> )	2
15	3J614	HOSE CLAMP	1
16	1-861-010034-11	WASHER, LKG HLCL SPR, 3/8	1
17	1-512-010007-07	NUT, HEX 3/8-16, ZP	1
18	153862	SWITCH ASM, ELECTRONIC ACRE	1
19	1-861-010032-02	WASHER, FL #8, ZP/CD	2
20	118-5098	#8 LOCK WASHER, ZP	2
21	1-512-010007-02	NUT, HEX 8-32, ZP	2

## Acre Meter Assembly - Optional

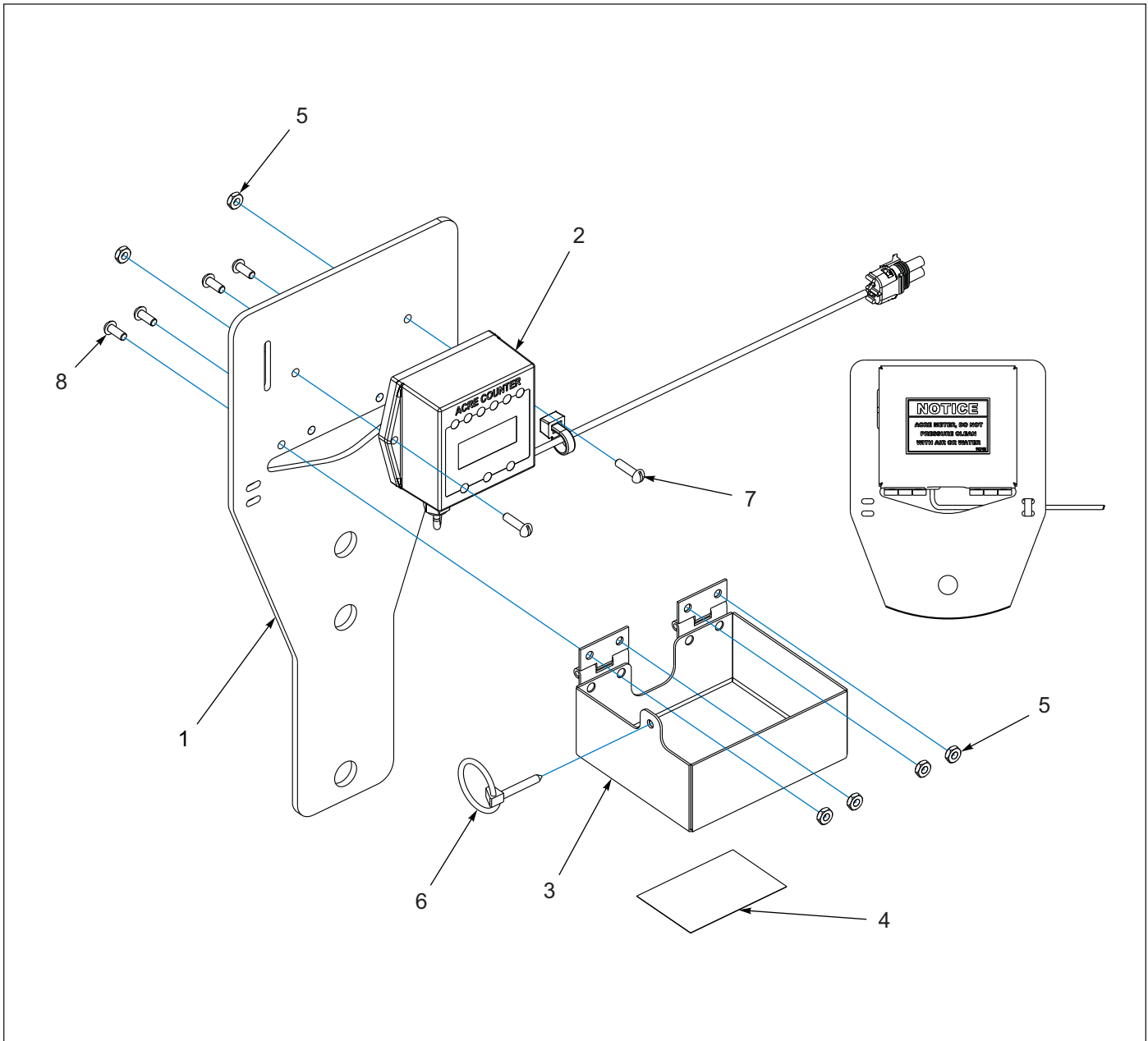


Figure 1-30: Acre Meter Assembly - Optional

## Acre Meter Assembly - Optional

ITEM	PART NUMBER	DESCRIPTION	QTY
	184483	ACRE METER ASM	1
1	184482	BRACKET, ACRE METER	1
2	170948	CONSOLE, ELECTRONIC ACRE	1
3	170946	COVER ACRE METER	1
4	9K740	DECAL, ACRE METER	1
5	1-512-010007-03	NUT, HEX 10-24	6
6	5D129	KLIK PIN	1
7	1-656-010003051	SCREW, RH HD MACH 10-24 X 3/4	2
8	1C213	STOVE BOLT #10-24 X 1/2 RDHD, ZP	4

### Float Lock Kit - Optional

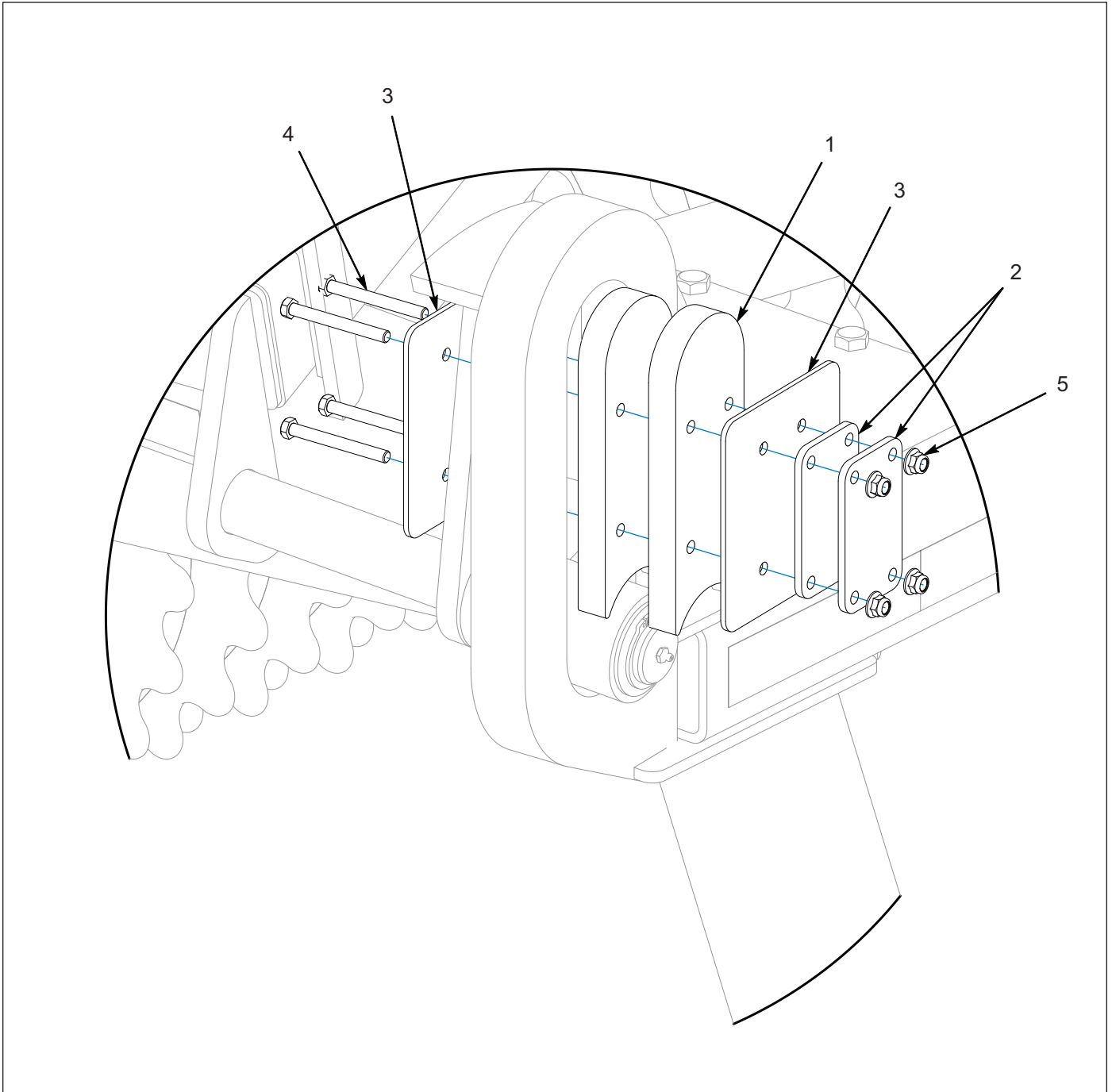


Figure 1-31: Float Lock Kit - Optional

### Float Lock Kit - Optional

ITEM	PART NUMBER	DESCRIPTION	QTY
	168356	KIT, WFP FLOAT LOCK	1
1	164667	STOP, WING FLOAT	4
2	175189	SPACER, FLOAT LOCK	4
3	164668	PLATE, WING FLOAT STOP	4
4	141807	SCREW, ALL THREAD, 3/8-16UNC X 3-1/2, GR5	8
5	2P252	NUT, FLANGE NY-LOK 3/8-16	8

## Clamp End Spacer Kits, 1/2" and 3/4" - Optional

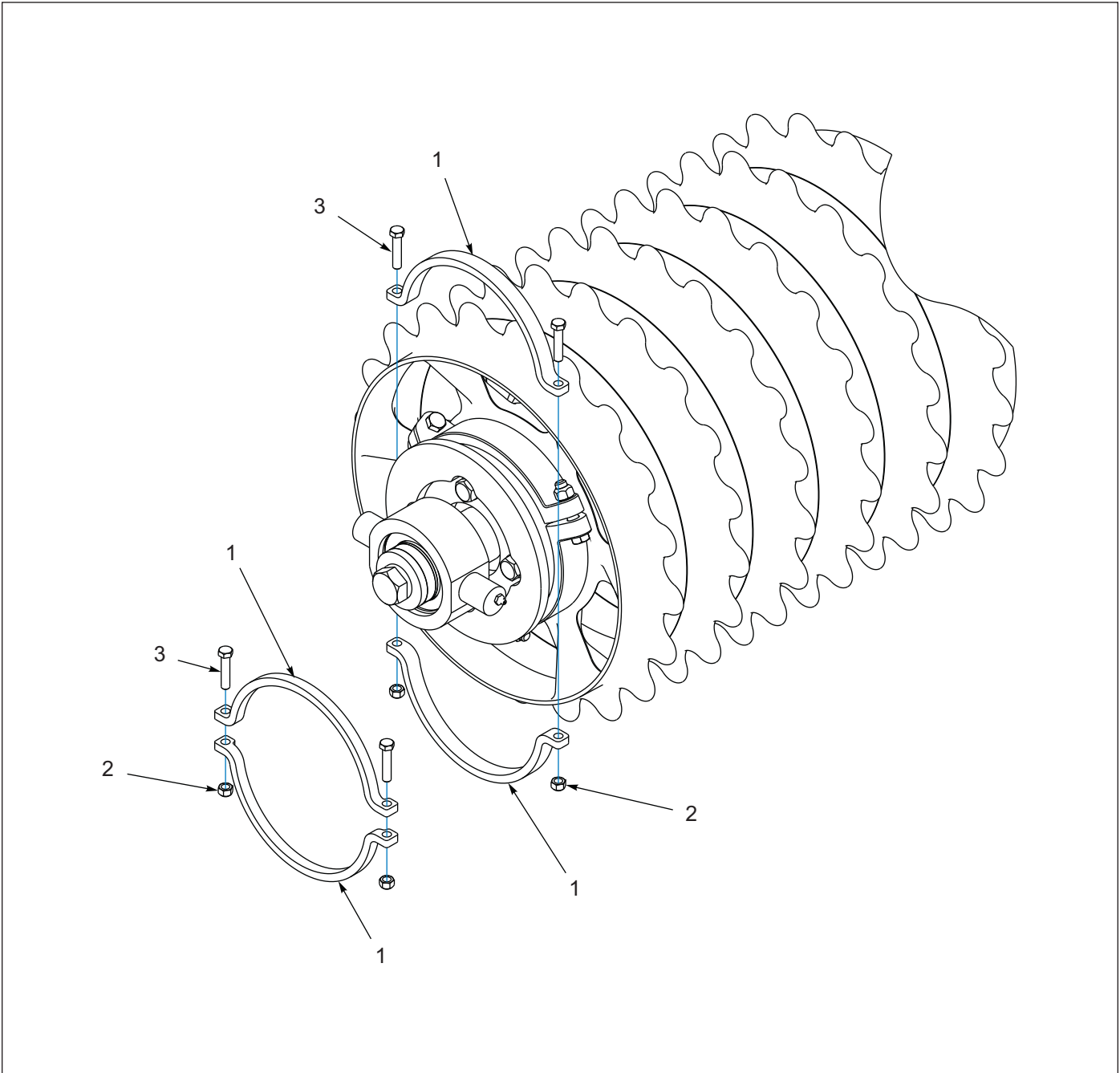


Figure 1-32: Clamp End Spacer Kits, 1/2" and 3/4" - Optional

## Clamp End Spacer Kits, 1/2" and 3/4" - Optional

ITEM	PART NUMBER	DESCRIPTION	QTY	
			1/2"	3/4"
	201443	KIT, 1/2" CLAMP END SPACER	1	--
	201442	KIT, 3/4" CLAMP END SPACER	--	1
1	185141	AXLE SPACER, 1/2"	2	--
1	185142	AXLE SPACER, 3/4"	--	2
2	1-512-010005-05	NUT, HEX SLFLKG GRB 3/8-16	2	2
3	1-654-010051-08	SCREW, HEX CAP, 3/8-16 X 1-3/4	2	2

### Clamp End Spacer Kits, 1", 1-1/4" and 1-1/2" - Optional

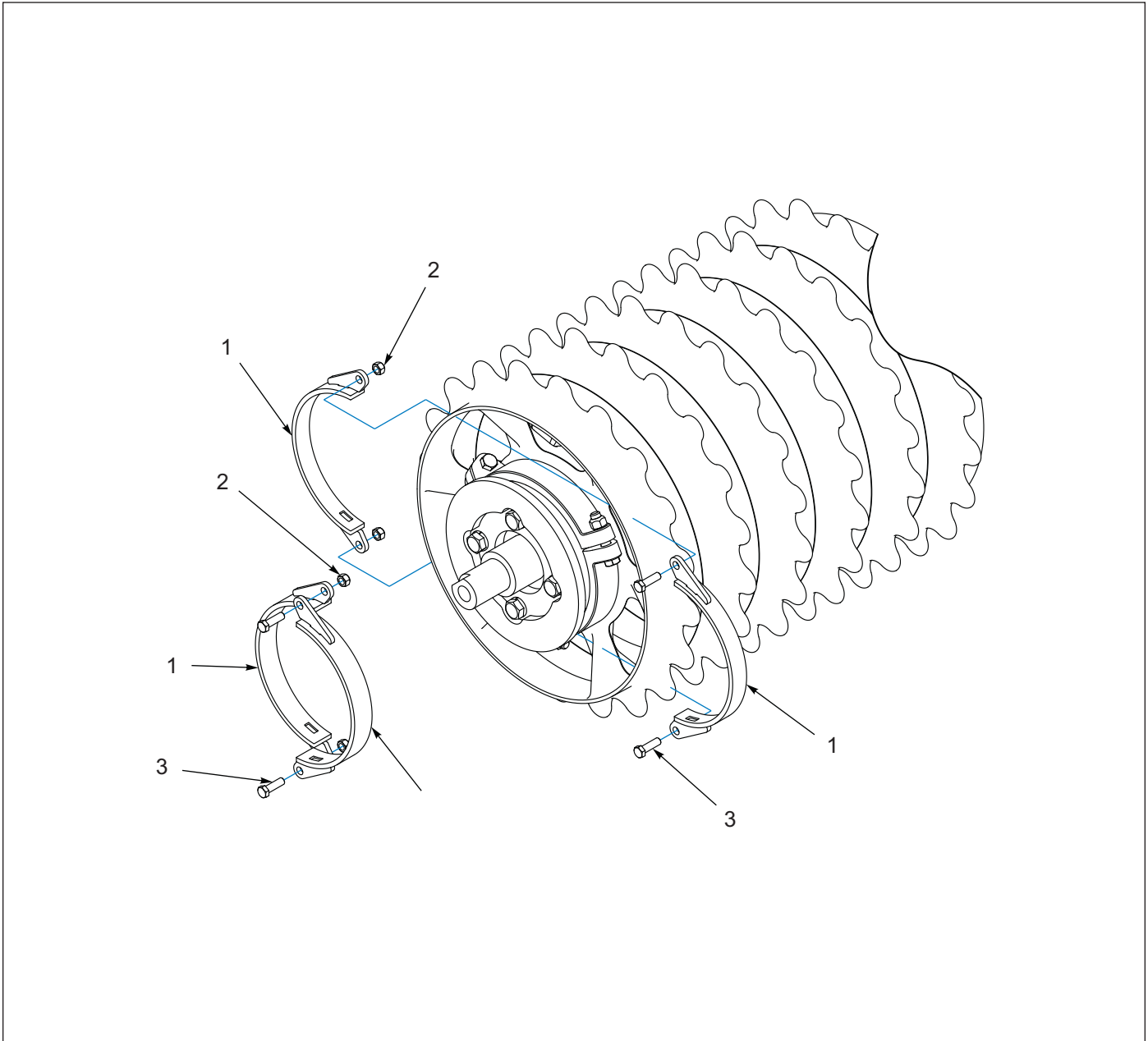


Figure 1-33: Clamp End Spacer Kits, 1", 1-1/4" and 1-1/2" - Optional

### Clamp End Spacer Kits, 1", 1-1/4" and 1-1/2" - Optional

ITEM	PART NUMBER	DESCRIPTION	QTY		
			1"	1-1/4"	1-1/2"
	204831	KIT, 1" CLAMP END SPACER	1	--	--
	204832	KIT, 1-1/4" CLAMP END SPACER	--	1	--
	204833	KIT, 1-1/2" CLAMP END SPACER	--	--	1
1	204835	AXLE SPACER, 1"	2	--	--
1	204836	AXLE SPACER, 1-1/4"	--	2	--
1	204837	AXLE SPACER, 1-1/2"	--	--	2
2	1-512-010005-05	NUT, HEX SLFLKG GRB 3/8-16	2	2	2
3	1-654-010051-05	SCREW, HEX CAP, 3/8-16 X 1, GR5	2	2	2

## Hydraulic Top Link Kit - Optional

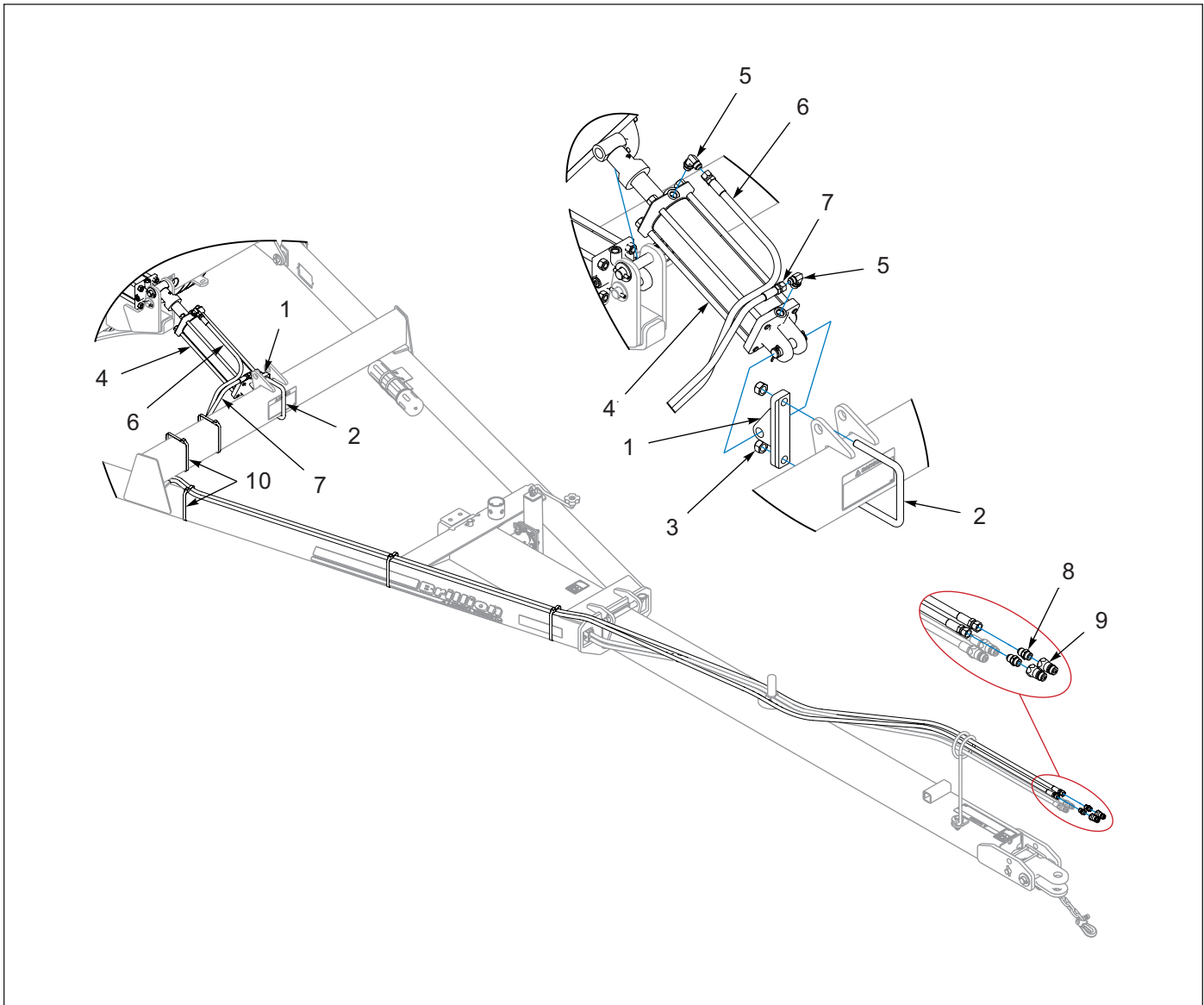


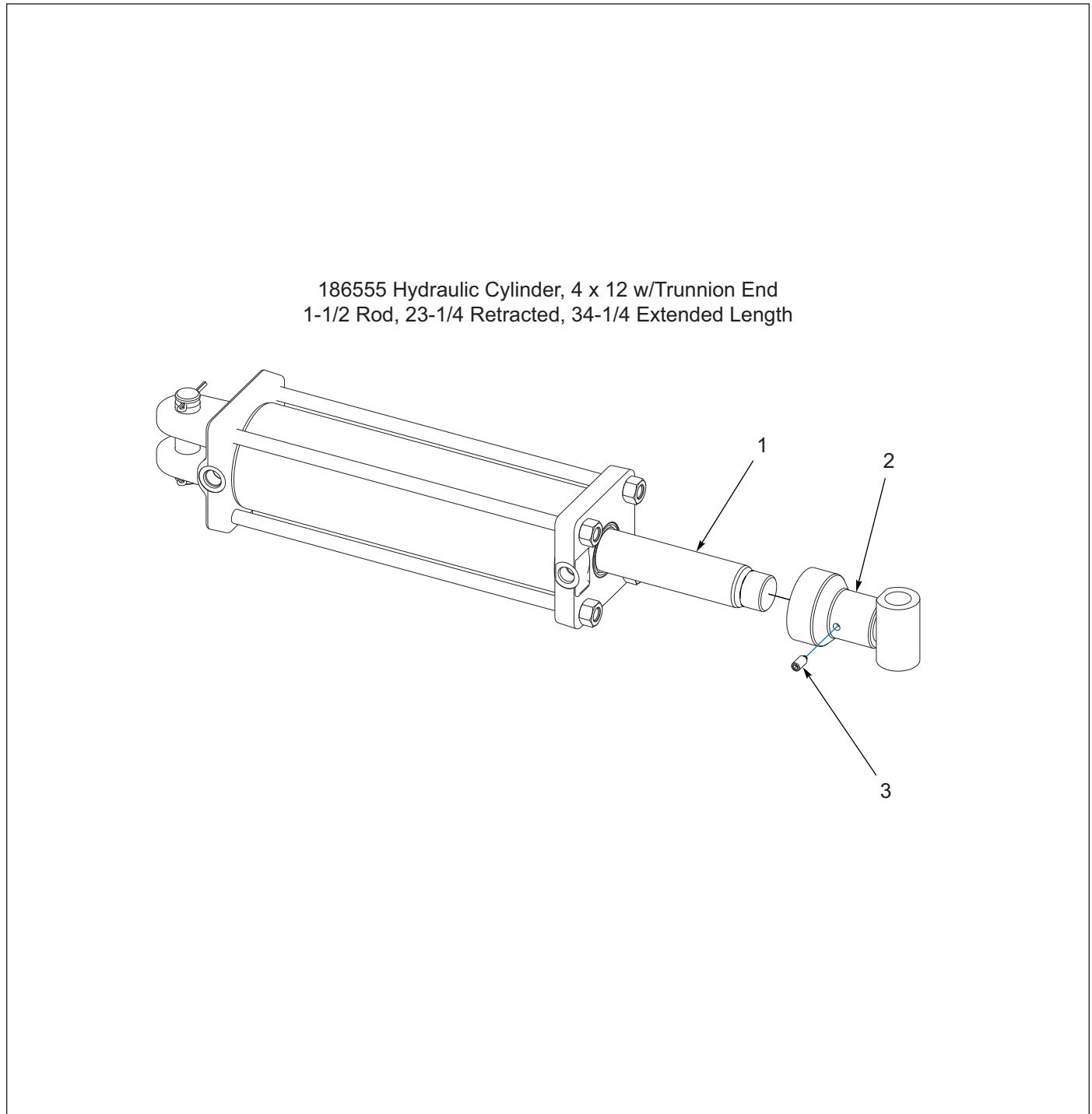
Figure 1-34: Hydraulic Top Link Kit - Optional

## Hydraulic Top Link Kit - Optional

ITEM	PART NUMBER	DESCRIPTION	QTY
	168348	KIT, WFP HYDRAULIC TOP LINK	1
1	168352	LUG, BOLT ON	1
2	3J450	U-BOLT, 3/4-10 X 6 X 4	1
3	1-512-010005-15	NUT, HEX SLFLKG GRB 3/4-10	2
4	186555	CYL ASM, 4 X 12 W/TRUNNION END (SEE PAGE 1-53)	1
5	141826	ELBOW, 90 1/16 RES (RESTRICTOR, 1/16) (8MJ X 8MOR)	2
6	116493	HOSE ASSY 3/8X312 #8 JIC SW (8FJS X 8FJS)	1
7	164309	HOSE ASSY, 3/8X300 #8JIC SWIV (8FJS X 8FJS)	1
8	202702-8-8S	ADAPTER, #8 O-RING TO #8 TUBE (8MJ X 8MOR)	2
9	141828	COUPLER, MALE 3/4-16 O-RING (8 O-RING)	2
10	3J615	CABLE TIE - 28"	6
11	105-0228	HOSE TIE - 8" (NOT SHOWN)	10



## Hydraulic Cylinder, 4 x 12 with Trunnion End



**Figure 1-35: Hydraulic Cylinder, 4 x 12 with Trunnion End**

## Hydraulic Cylinder, 4 x 12 with Trunnion End

ITEM	PART NUMBER	DESCRIPTION	QTY
	186555	CYL ASM, 4X12 W/TRUNNION END	1
1	1-242-010197-3	CYLINDER 4 X12 3000PSI (SEE PAGE 1-54)	1
2	168355	TRUNNION ASM, 1-1/2 ROD (INCLUDES ITEM 3)	1
3	1P444	SET SCREW, 3/8-16 X 3/4 NYLON	1

# Hydraulic Cylinder, 4 x 12 - Prince

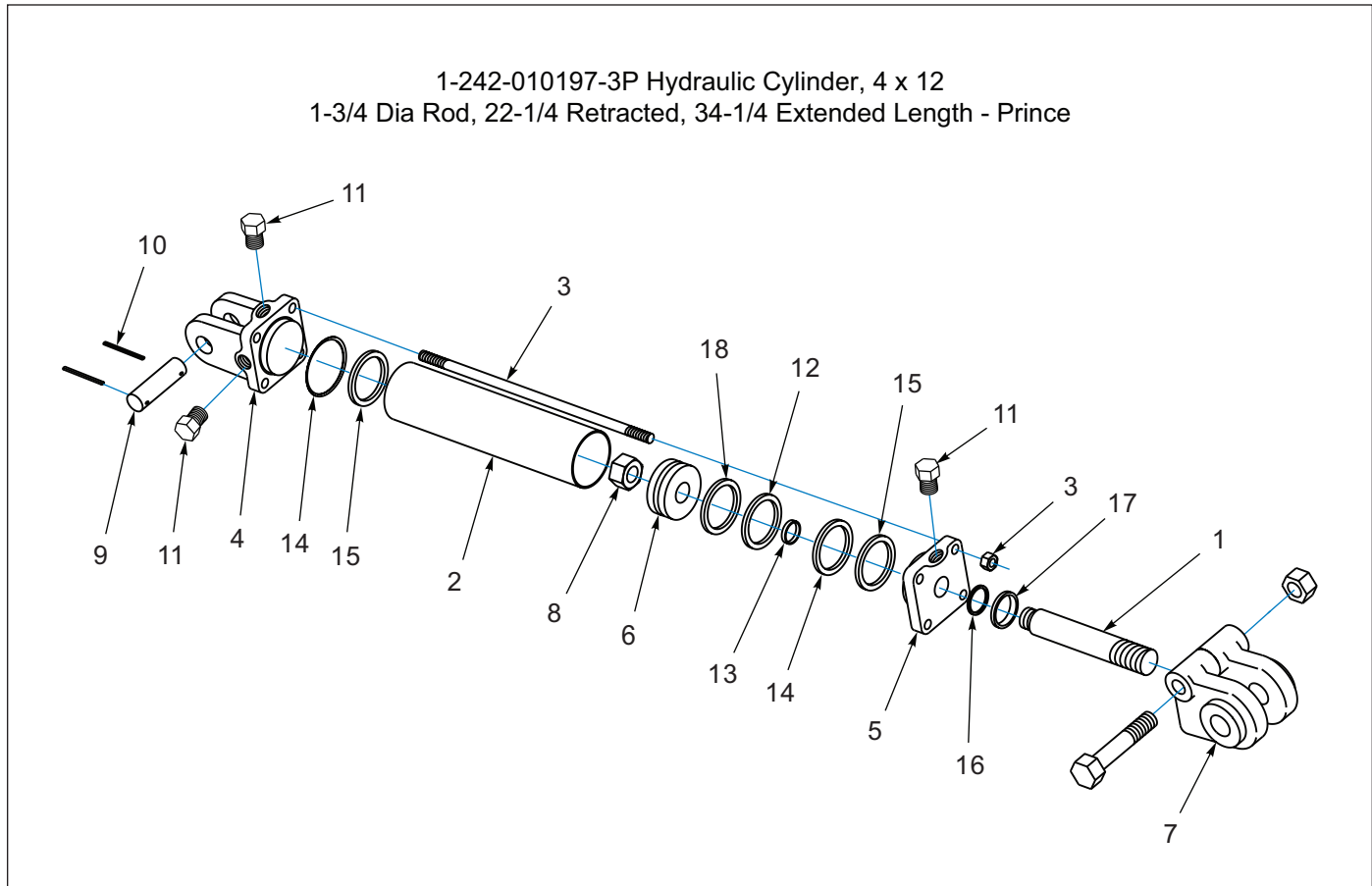


Figure 1-36: Hydraulic Cylinder, 4 x 12 - Prince

# Hydraulic Cylinder, 4 x 12 - Prince

ITEM	PART NUMBER	DESCRIPTION	QTY
	1-242-010197-3	CYLINDER, HYD 4X12 3000PSI	1
1	-----	PISTON ROD 4X12	1
2	-----	TUBE	1
3	-----	TIE ROD ASSY	4
4	-----	BUTT	1
5	-----	GLAND ASSY	1
6	-----	PISTON	1
7	100000326	CLEVIS ASSY	1
8	220000212	LOCKNUT	1
9	111790	CLEVIS, PIN	2
10	111789	ROLL PIN	4
11	1-007-010025	PORT PLUG	1
12	-----	CROWN SEAL	1
13	-----	O-RING	1
14	-----	O-RING	2
15	-----	BU-WASHER	2
16	-----	U-CUP	1
17	-----	WIPER	1
18	-----	BEARING RING	1
19	1-242-010178-3	SEAL KIT (INCLUDES ITEMS 12-18)	1

### Hydraulic Cylinder, 4 x 16 - Lion

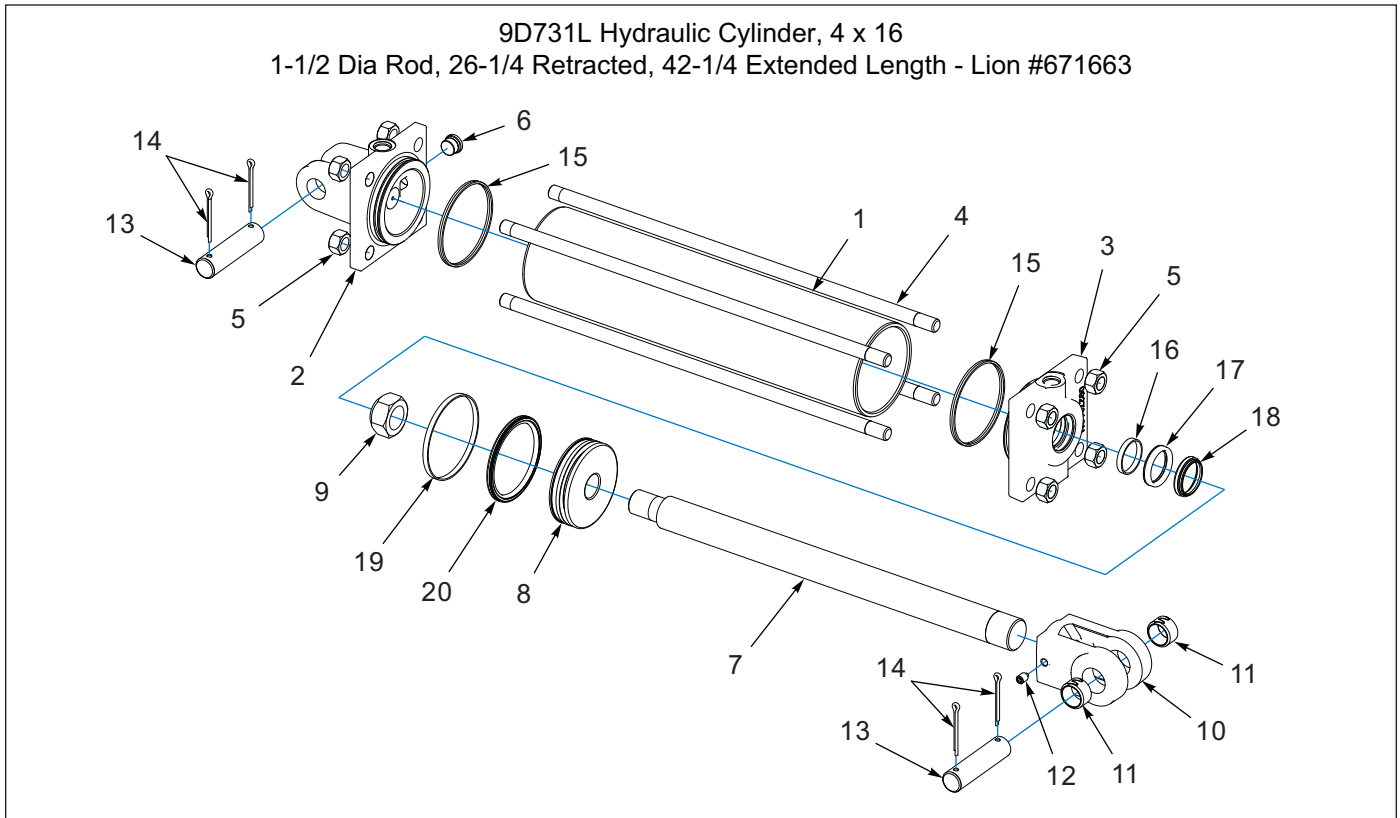


Figure 1-37: Hydraulic Cylinder, 4 x 16 - Lion

### Hydraulic Cylinder, 4 x 16 - Lion

ITEM	PART NUMBER	DESCRIPTION	QTY
	9D731	HYD CYLINDER - 4 X 16 (LION 671663)	1
1	-----	TUBE	1
2	-----	CLEVIS CAP	1
3	-----	ROD CAP	1
4	-----	TIE ROD	4
5	1P805	NUT,HEX SLFLKG GRB 3/4-16	8
6	-----	PLUG,SOCKET HEAD 3/4-16	1
7	-----	ROD	1
8	-----	PISTON	1
9	8J852	NUT,LOCK 1-1/8-12,GrB,ZP	1
10	2P740	ROD CLEVIS W/BUSHINGS (INCLUDES ITEMS 11 AND 12)	1
11	3P079	SPRING BUSHING,1.0x1.25x0.75	2
12	1P443	SET SCREW,3/8-16 x 1/2 NYLON TIP	1
13	7J067	PIN,1.0 x 4.0 H2	2
14	110-4224	PIN,COTTER 3/16 X 2IN LG	4
15	-----	SEAL DUAL 4.00	2
16	-----	WEAR RING 1.63-1.50-0.250	1
17	-----	SEAL ZURCON U-CUP RU9 1.50	1
18	-----	SEAL WIPER 1.50 WNUC TSS	1
19	-----	WEAR RING 4.00-3.88-0.250	1
20	-----	SEAL SURCON WYNSEAL 4.00	1
21	1P745	SEAL KIT (INCLUDES ITEMS 15-20)	1

## Hydraulic Cylinder, 4 x 16 - Prince

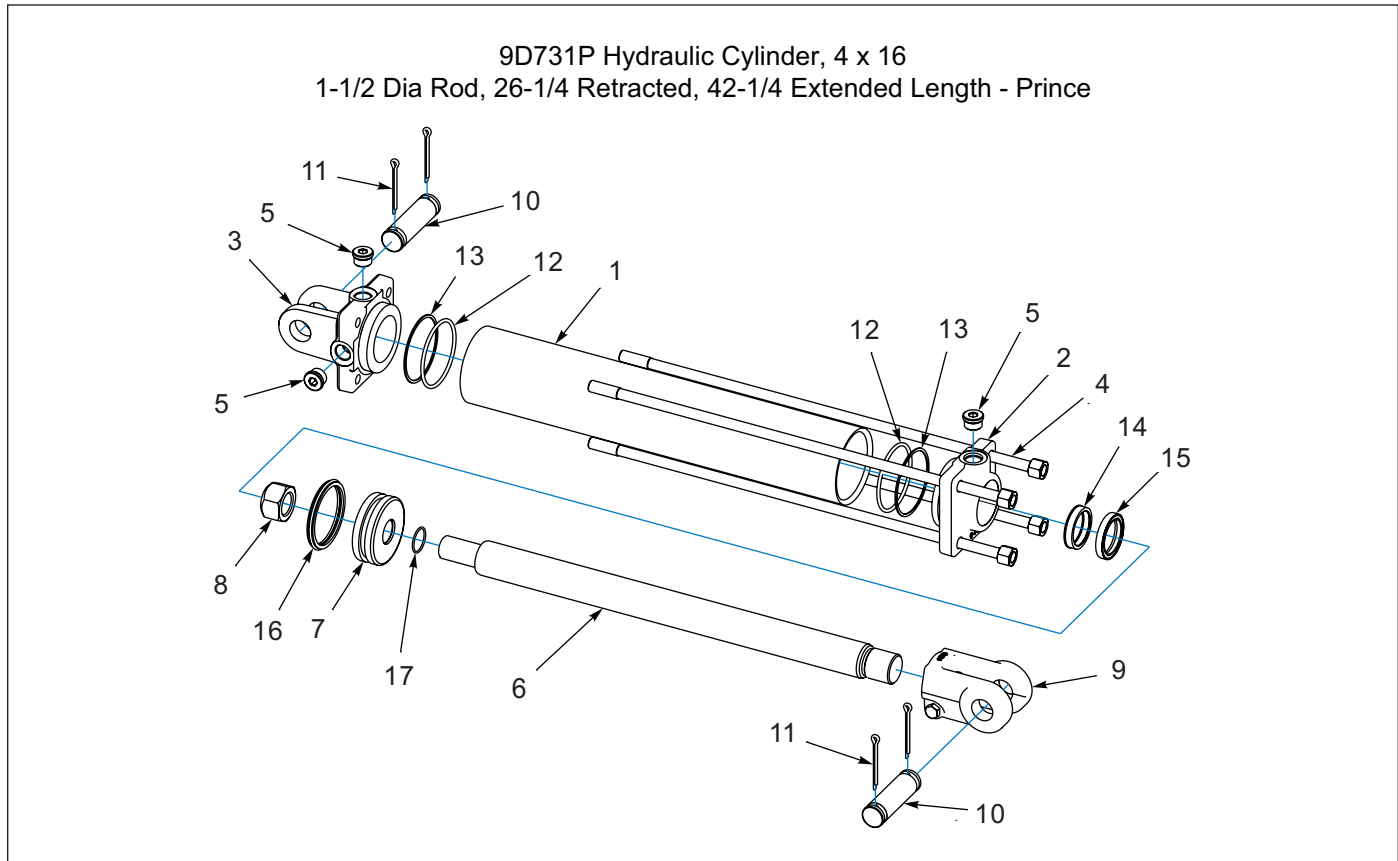


Figure 1-38: Hydraulic Cylinder, 4 x 16 - Prince

## Hydraulic Cylinder, 4 x 16 - Prince

ITEM	PART NUMBER	DESCRIPTION	QTY
	9D731	HYD CYLINDER - 4 X 16	1
1	-----	TUBE	1
2	-----	GLAND	1
3	147375	BUTT	1
4	-----	TIE ROD STUD W/HEX NUT	4
5	121029	PLUG,#8 SAE MOR BOSS HX SKT	3
6	-----	PISTON ROD	1
7	-----	PISTON	1
8	220000211	PISTON LOCKNUT	1
9	236929	CLEVIS ASSEMBLY (INCLUDES ITEM 10)	1
10	236932	BUSHING	2
11	190400035	PIN,HR CYL CLEVIS 1 X 4	2
12	110-4224	PIN,COTTER-3/16 X 2IN LG	4
13	-----	O-RING	2
14	-----	BU-WASHER	2
15	-----	U-CUP	1
16	-----	CANNED WIPER	1
17	-----	PISTON BEARING RING	1
18	-----	CROWN SEAL	1
19	-----	O-RING	1
20	236926	SEAL KIT,PMCK-CG-0119 (INCLUDES ITEMS 13-19)	1

### Hydraulic Cylinder, 4 x 36 (WFP 23-29 Models Only)

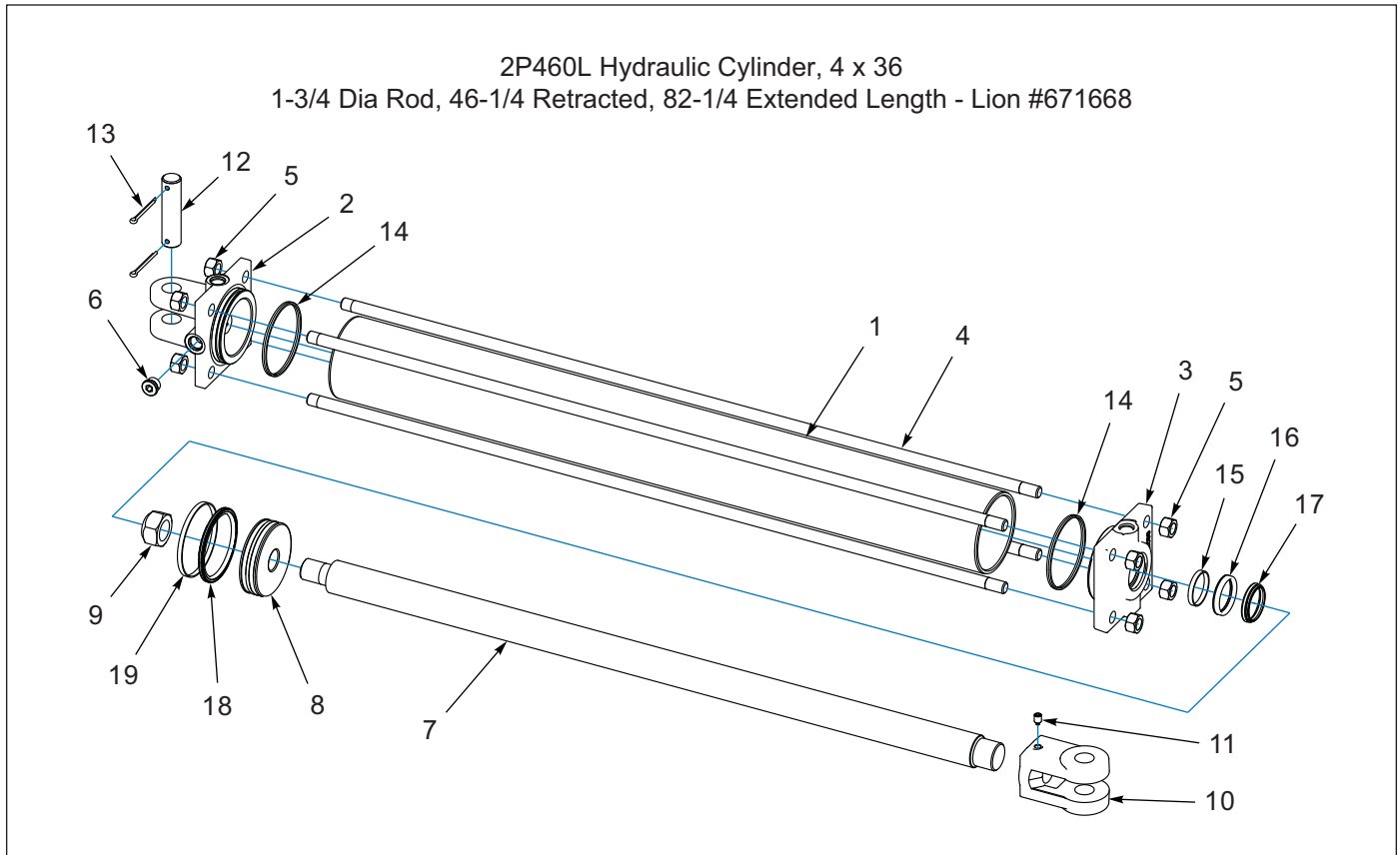


Figure 1-39: Hydraulic Cylinder, 4 x 36 (WFP 23-29 Models Only)

### Hydraulic Cylinder, 4 x 36 (WFP 23-29 Models Only)

ITEM	PART NUMBER	DESCRIPTION	QTY
	2P460	HYD CYLINDER - 4 X 36 (LION 671668)	1
1	-----	TUBE	1
2	-----	CLEVIS CAP	1
3	-----	ROD CAP 4.00-1.75	1
4	-----	TIE ROD	4
5	-----	NUT, HEX 5/8-18, ZP	8
6	-----	PLUG, SOCKET HEAD 3/4-16	1
7	-----	ROD, 1-3/4	1
8	-----	PISTON 4.00-1.125	1
9	8J852	NUT, LOCK 1-1/8-12, GRB, ZP	1
10	2P738	CLEVIS, 1" PIN X 1.5-12 X 2.75 (INCLUDES ITEM 11)	1
11	1P443	SET SCREW, 3/8-16 X 1/2 NYL	1
12	7J067	PIN, 1.0 X 4.0 H2	1
13	110-4224	PIN, COTTER 3/16 X 2IN LG	2
14	-----	SEAL DUAL 4.00	2
15	-----	WEAR RING, 1.87-1.75-0.250	1
16	-----	SEAL, ZURCON U-CUP RU9 1.75	1
17	-----	SEAL WIPER 1.75	1
18	-----	SEAL SURCON WYNSEAL 4.00	1
19	-----	WEAR RING, 4.00-3.88-0.250	1
20	1P745	SEAL KIT (INCLUDES ITEMS 14-19)	1

## Hydraulic Cylinder, 4 1/2 x 36 (WFP 31-37 Models Only)

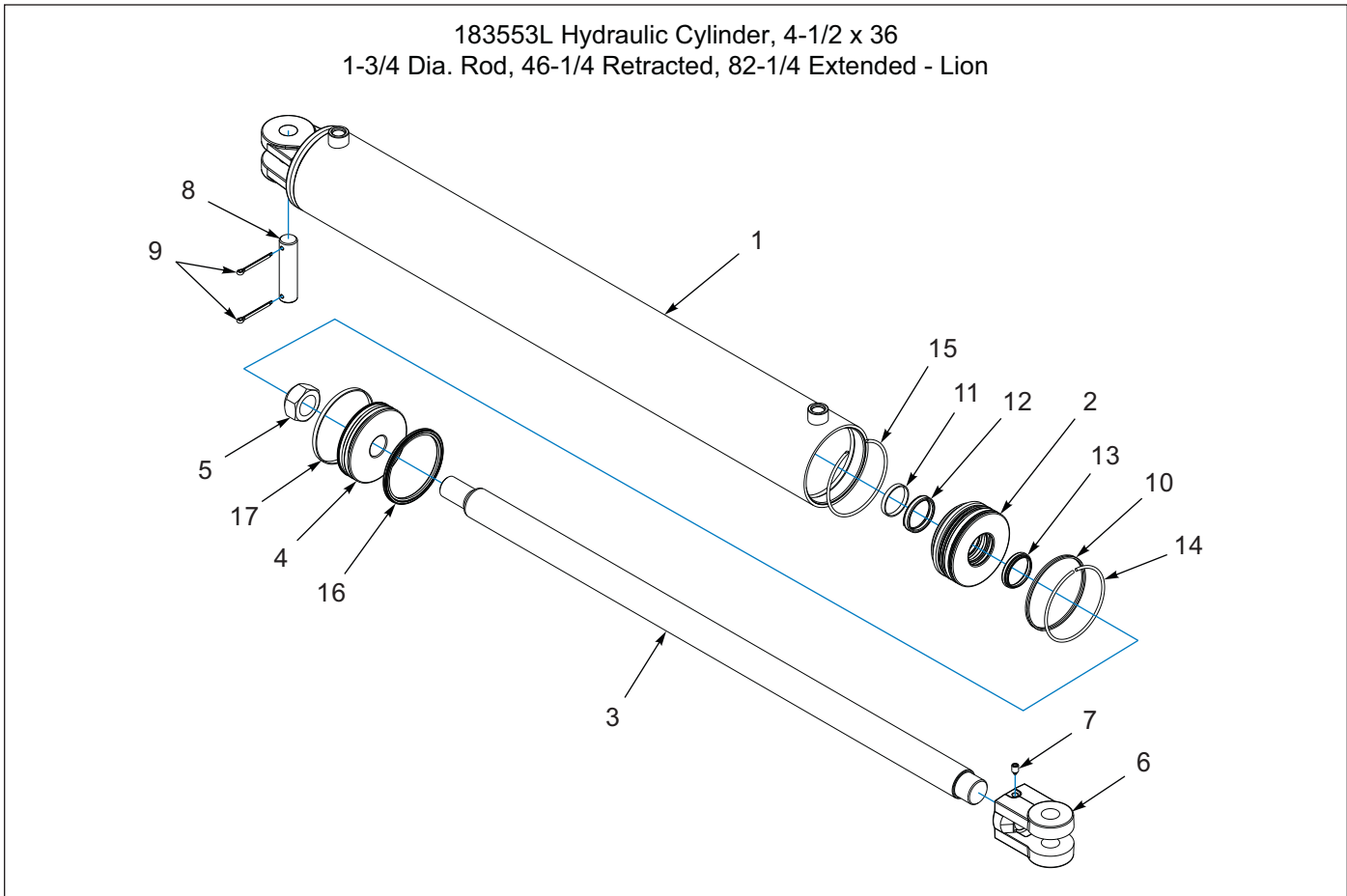


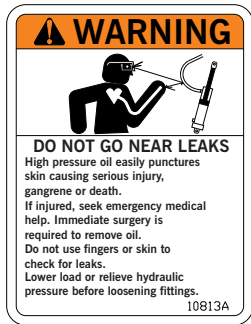
Figure 1-40: Hydraulic Cylinder, 4 1/2 x 36 (WFP 31-37 Models Only)

## Hydraulic Cylinder, 4 1/2 x 36 (WFP 31-37 Models Only)

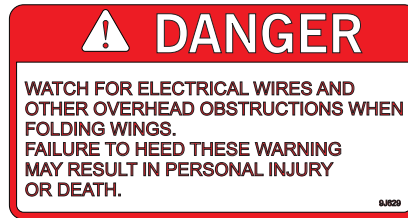
ITEM	PART NUMBER	DESCRIPTION	QTY
	183553	HYD CYLINDER - 4-1/2" X 36"	1
1	-----	TUBE WELDT 4.5-36.00-RR-W	1
2	-----	CYL HEAD 4.5-1.75-RR-TSS-WR	1
3	-----	ROD CYL 1.75-36.00-1.25-1.50	1
4	-----	PISTON 4.50-1.250-TSS-ISO-WR	1
5	220000212	NUT, LOCK 1-1/4-12, ZP	1
6	2P738	CLEVIS, 1" PIN X 1.5-12 X 2.75 (INCLUDES ITEM 7)	1
7	1P443	SET SCREW, 3/8-16 X 1/2 NYLON TIP	1
8	7J067	CLEVIS PIN	1
9	110-4224	PIN, COTTER 3/16 X 2IN LG	2
10	-----	SEAL DUAL 4.50 Z20 PU	1
11	-----	WEAR RING 1.87-1.75-0.250	1
12	-----	SEAL ZURCON U-CUP RU9 1.75	1
13	-----	SEAL WIPER 1.75 SNAP IN DA24	1
14	-----	RETAINING RING EXTERNAL 4.50	1
15	-----	RETAINING RING INTERNAL 4.50	1
16	-----	SEAL ZURCON WYNSEAL 4.50"-IS	1
17	-----	WEAR RING 4.50-4.38-0.250	1
18	185302	SEAL KIT FOR 183553 CYL (INCLUDES ITEMS 10-15)	1



Decals



ITEM 1  
3K706



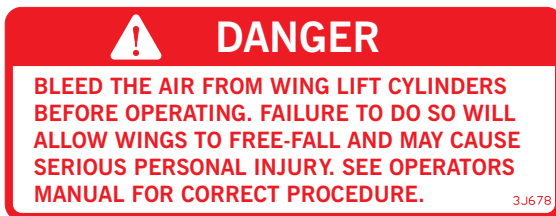
ITEM 2  
9J629



ITEM 3  
5J859



ITEM 4  
170505



ITEM 5  
3J678



ITEM 6  
3J675



ITEM 7  
528933



ITEM 8  
528938



ITEM 9  
528934




ITEM 10  
170510



ITEM 11  
170509



ITEM 12  
2P808



ITEM 13  
2P151

Figure 1-41: Decals



## Decals

ITEM	PART NUMBER	DESCRIPTION	QTY
1	3K706	DECAL-WARNING HYDRAULIC LEAKS	3
2	9J629	'DANGER' DECAL	2
3	5J859	'WARNING' DECAL	1
4	170505	DECAL, PULVERIZER PATENT	1
5	3J678	'DANGER' DECAL	1
6	3J675	'STAND CLEAR' DECAL	8
7	528933	REFLECTOR - RED	2
8	528938	STRIPE, ORANGE	2
9	528934	REFLECTOR - YELLOW	6
10	170510	DECAL, BRILLION LANDOLL	2
11	170509	DECAL, BRILLION LANDOLL 40"	2
12	2P808	DECAL, WFP SERIES	3
13	2P151	SMV W/BRACKET	1

# Decal Locations

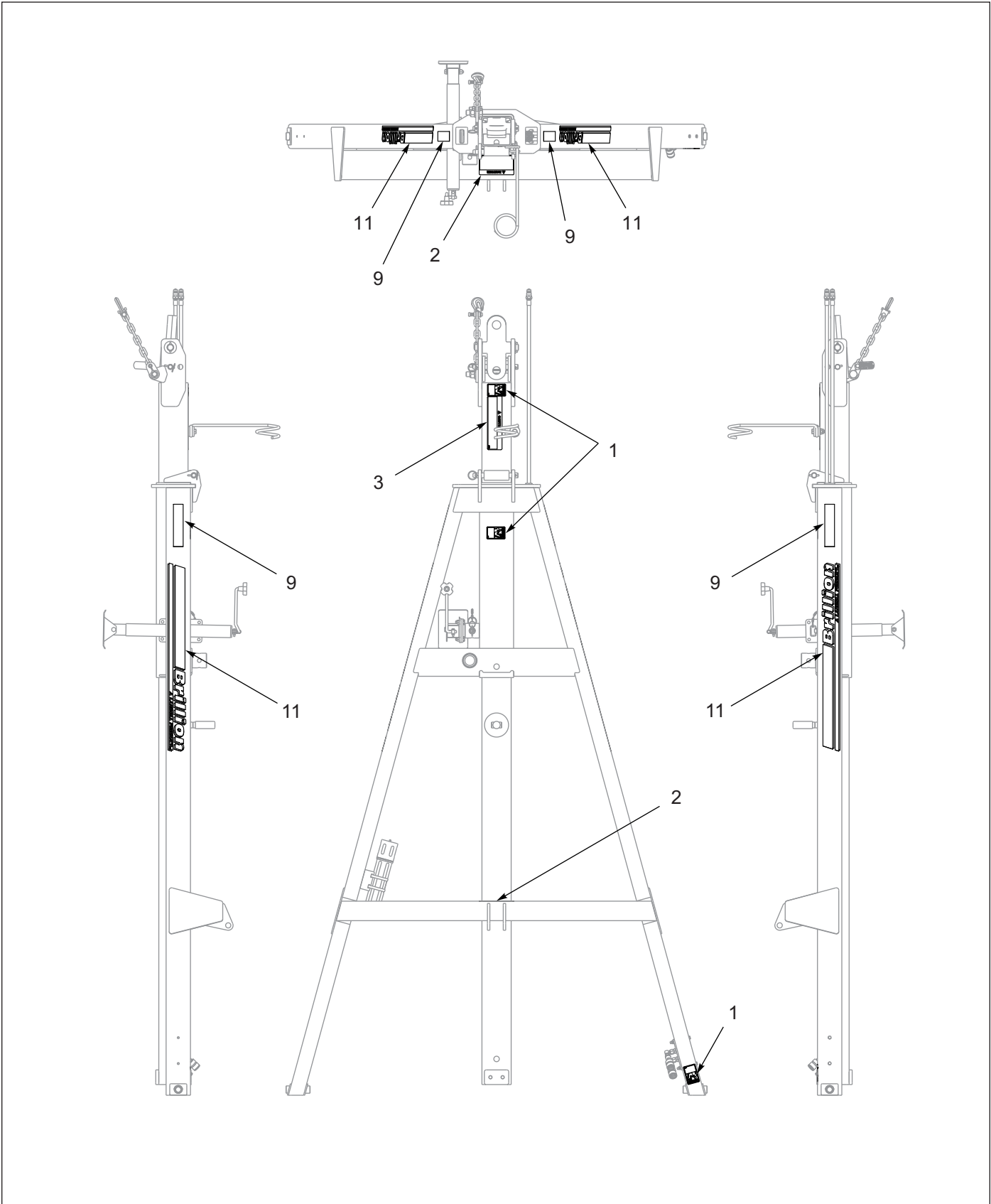
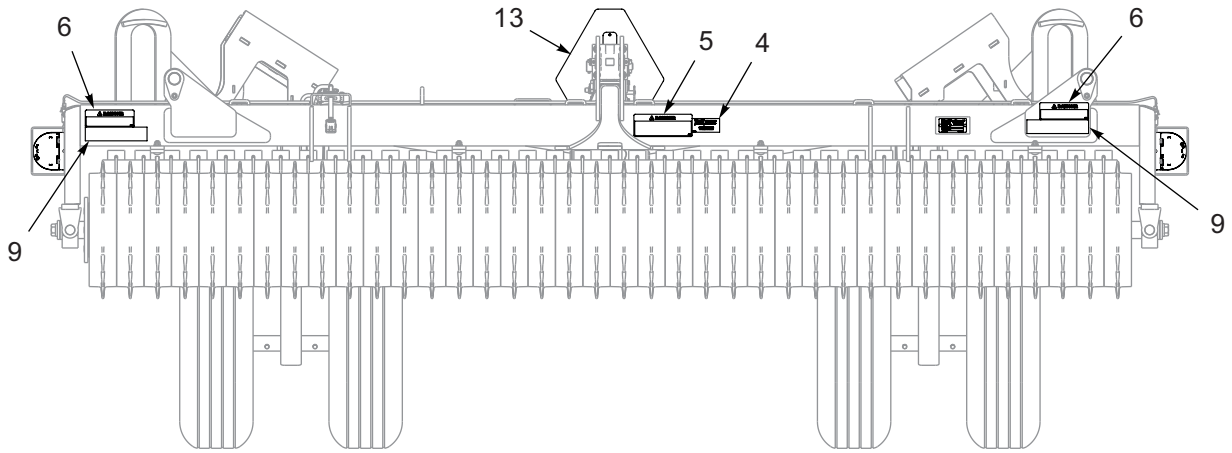
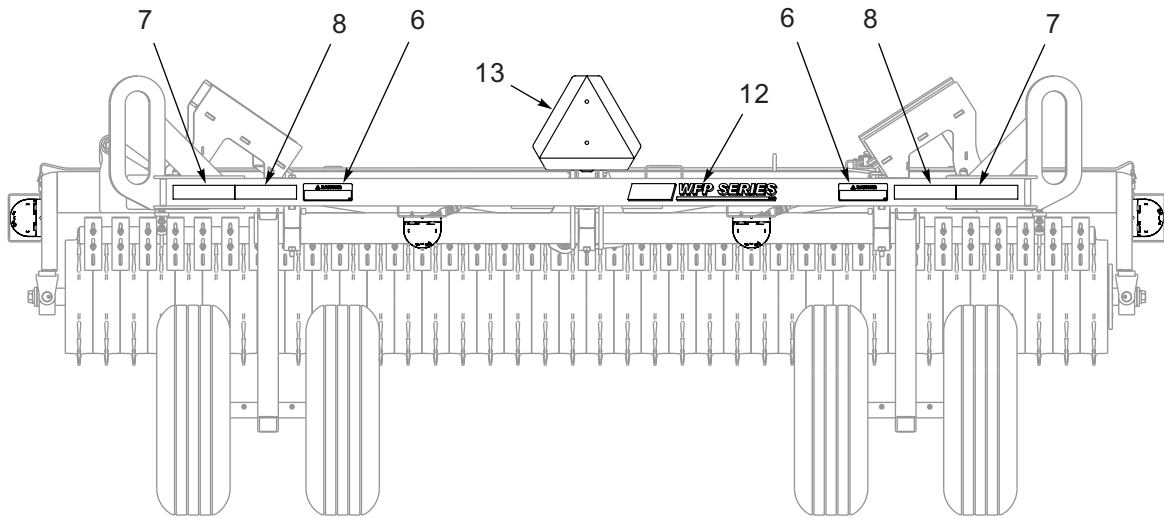


Figure 1-42: Decal Location (1 of 4)



Center Frame Front View



Center Frame Back View

Figure 1-43: Decal Location (2 of 4)

Wing - Left Hand

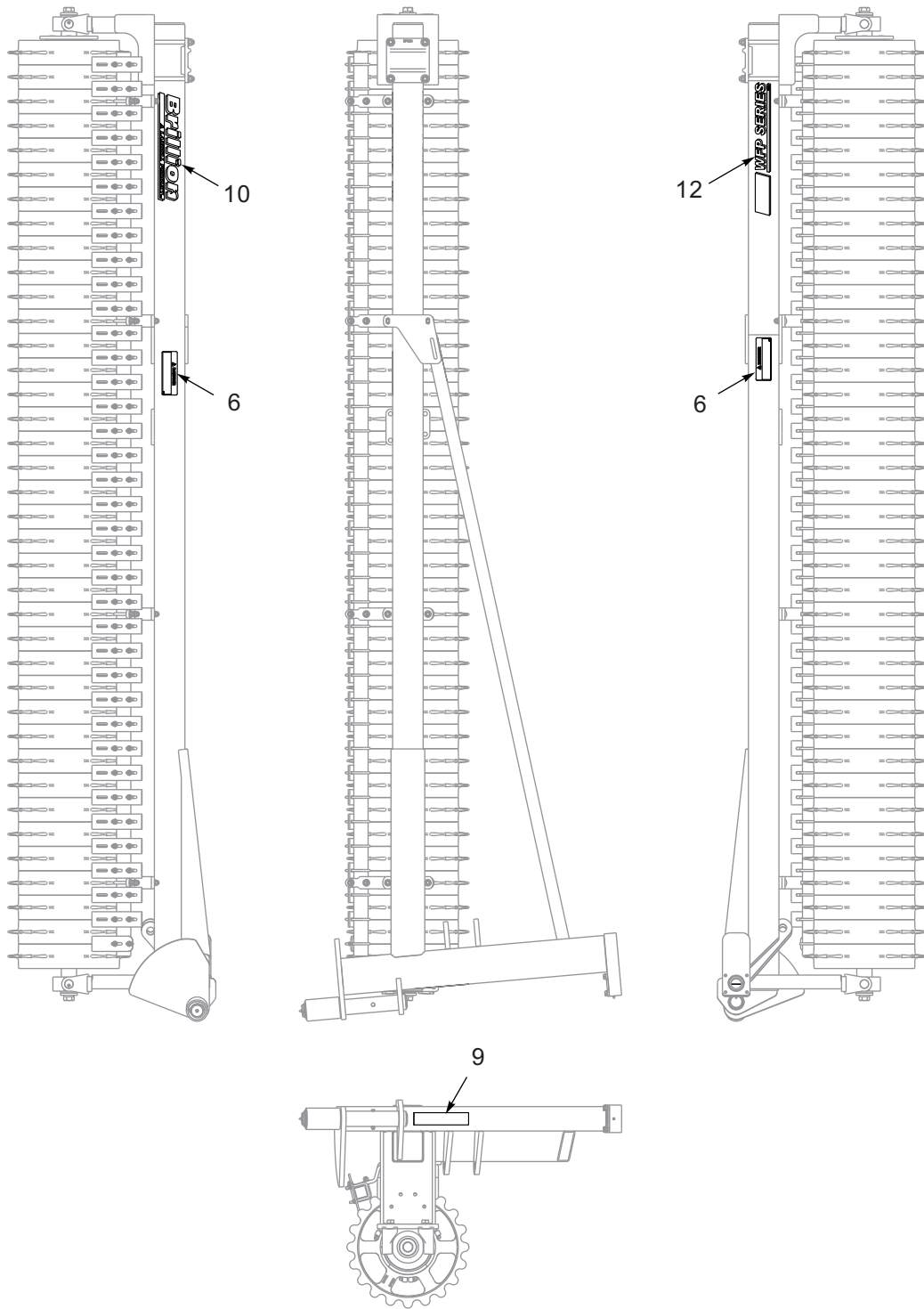


Figure 1-44: Decal Location (3 of 4)

Wing - Right Hand

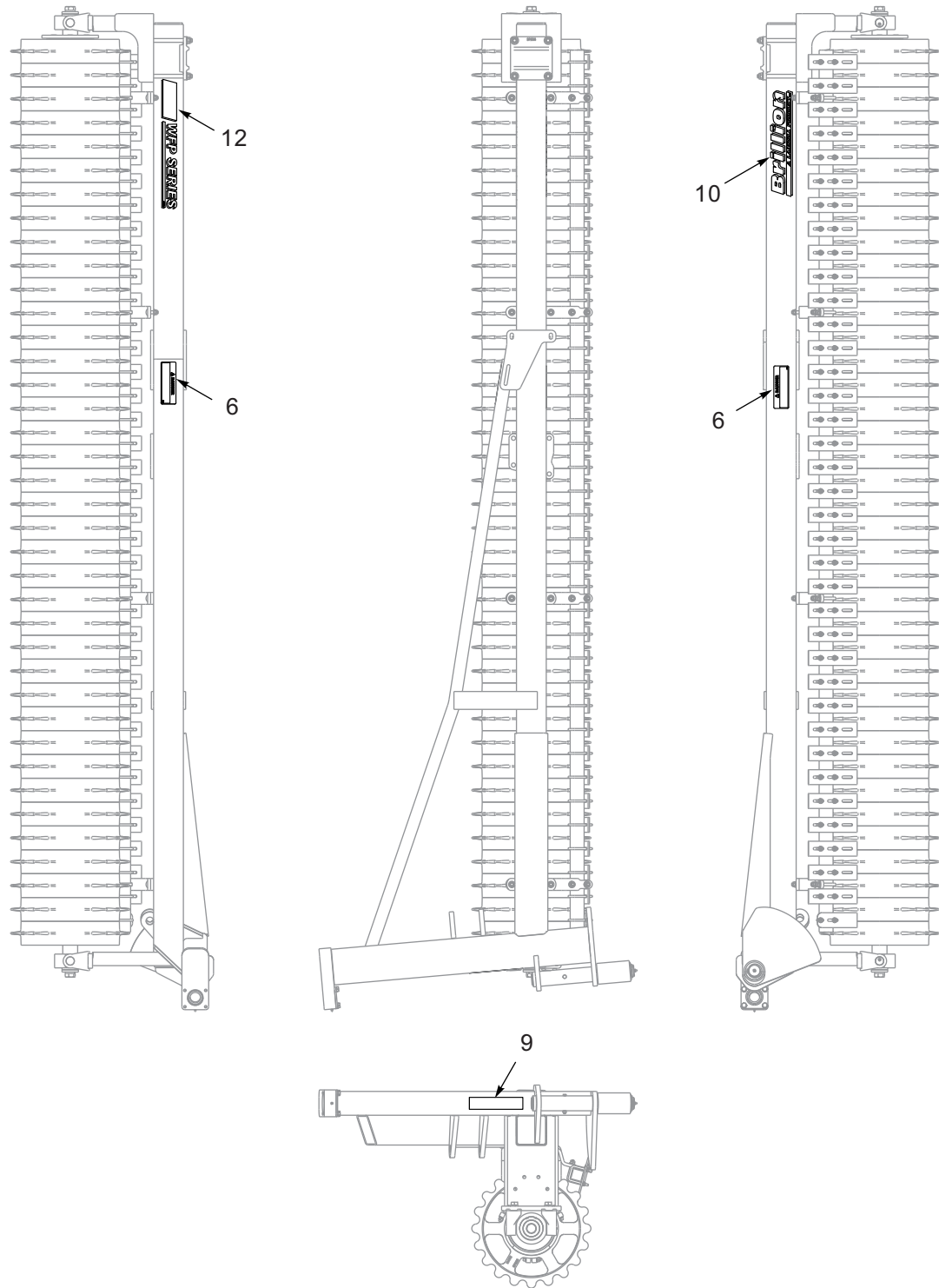


Figure 1-45: Decal Location (4 of 4)



# Glossary

---

For clarity this glossary of industry standard abbreviations and their definitions are provided. For additional information, see “Instruction for Ordering Parts” on page 1-1.

## A

---

**ASM** ..... Assembly

## B

---

**BATT** ..... Battery  
**BHSC** ..... Button Head Socket Cap  
**BLK** ..... Black

## C

---

**CB** ..... Carriage Bolt  
**CONN** ..... Connector  
**CRG** ..... Carriage  
**CTSK** ..... Countersunk  
**CTWT** ..... Counterweight  
**CVR** ..... Cover  
**CYD** ..... Cylinder

## D

---

**DBL** ..... Double  
**DIA** ..... Diameter

## E

---

**ENCLSD** ..... Enclosed

## F

---

**FHCS** ..... Flanged Head Cap Screw  
**FHHCS** ..... Flanged Hex Head Cap Screw  
**FL OR FLG** ..... Flange  
**FLT** ..... Flat

## G

---

**GA** ..... Gauge

## H

---

**HHCS** ..... Hex Head Cap Screw  
**HCS** ..... High Carbon Steel  
**HD** ..... Head  
**HLCL** ..... Helical  
**HCSKT** ..... Hex Socket  
**HSFC** ..... Hex Socket Flat Countersunk  
**HYD** ..... Hydraulic

## I

---

**ID** ..... Inside Diameter

## L

---

**LH** ..... Lefthand  
**LKG OR LOCK** ..... Locking  
**LWR** ..... Lower

## M

---

**MANF** ..... Manifold  
**MNT** ..... Mount

## N

---

**NRW** ..... Narrow  
 ----- ..... Not Serviced Separately

## O

---

**OD** ..... Outside Diameter  
**OHG** ..... Overhead Guard  
**ORFS OR ORS** ..... O-Ring Seal  
**ORP OR ORB** ..... O-Ring Boss

## P

---

**P-STEER** ..... Power Steering  
**PTFE** ..... Polytetrafluoroethylene (Teflon)

---

<b>R</b>		<b>SQ</b> .....	Square
<b>RH</b> .....	Righthand	<b>SRTD</b> .....	Serrated
<b>RND</b> .....	Round	<b>SSCR</b> .....	Setscrew
		<b>SST</b> .....	Stainless Steel
		<b>STD</b> .....	Standard
<b>S</b>		<b>U</b>	
<b>SER</b> .....	Series	<b>UPR</b> .....	Upper
<b>SHCS</b> .....	Socket Head Cap Screw	<b>W</b>	
<b>SHLD</b> .....	Shield	<b>WHL</b> .....	Wheel
<b>SKT</b> .....	Socket	<b>WLD OR WLDMT</b> .....	Weldment
<b>SLFLKG</b> .....	Selflocking		
<b>SOC</b> .....	Socket		
<b>SPDT</b> .....	Single Pole Double Throw		
<b>SPR</b> .....	Spring		

---



**Numerics**

100000326 .....	1-54	141828 .....	1-13, 1-15, 1-39, 1-41
1-007-010025 .....	1-54	142668 .....	1-13, 1-15
102-0322 .....	1-13, 1-15, 1-39, 1-41	147072 .....	1-13, 1-15, 1-17
104032 .....	1-43	147375 .....	1-56
105-0093 .....	1-15	147582 .....	1-41
105874 .....	1-15	1-512-010005-01 .....	1-43
1-076-010007 .....	1-7	1-512-010005-05 .....	1-6, 1-21, 1-50, 1-51
1-076-010010 .....	1-7	1-512-010005-09 .....	1-13, 1-15
108295 .....	1-13, 1-15, 1-39	1-512-010005-13 .....	1-47
108628 .....	1-39	1-512-010005-19 .....	1-13, 1-15
110-4224 .....	1-55, 1-56, 1-57, 1-58	1-512-010007-02 .....	1-47
1-116-010019 .....	1-15	1-512-010007-03 .....	1-48
111789 .....	1-54	1-512-010007-07 .....	1-47
111790 .....	1-54	153862 .....	1-47
113064 .....	1-27	154185 .....	1-27, 1-47
116100 .....	1-13, 1-15, 1-17	1-557-010327 .....	1-13
1-161-010003 .....	1-7	1-557-010362-51 .....	1-7
116493 .....	1-52	164309 .....	1-52
118-5098 .....	1-47	164667 .....	1-49
118626 .....	1-21	164668 .....	1-49
11L-15X8PLY .....	1-8	1-647-010004177 .....	1-11
121029 .....	1-56	164735 .....	1-13
1-242-010178-3 .....	1-54	164747 .....	1-13, 1-15, 1-39
1-242-010197-3 .....	1-54	164753 .....	1-13
129263 .....	1-13	164756 .....	1-13
1-298-010001-1 .....	1-7, 1-11	164761 .....	1-13, 1-39
140464 .....	1-28	164762 .....	1-13, 1-39
140473 .....	1-28	164763 .....	1-39
140475 .....	1-28	1-654-010047-08 .....	1-43
140476 .....	1-28	1-654-010049-06 .....	1-43
140477 .....	1-28	1-654-010049-07 .....	1-13
141434 .....	1-13, 1-15	1-654-010051-05 .....	1-51
141807 .....	1-49	1-654-010051-06 .....	1-47
		1-654-010051-08 .....	1-50
		1-654-010051-12 .....	1-6

1-654-010055-03	1-13, 1-15	190400035	1-56
1-654-010059-06	1-13, 1-15	1C213	1-48
1-654-010061-06	1-47	1P443	1-55, 1-57, 1-58
1-654-010065-08	1-13	1P457	1-11
1-654-010070-04	1-37	1P745	1-55, 1-57
1-656-010003051	1-48	1P805	1-55
165622	1-47	1P937	1-13, 1-39
168356	1-49	1P938	1-13
170946	1-48	1P995	1-15
170948	1-48	201442	1-50
171380	1-11	201443	1-50
171738	1-27	202702-8-8S	1-52
171838	1-13	204831	1-51
174435	1-43, 1-44	204832	1-51
174436	1-43, 1-44	204833	1-51
174437	1-43, 1-44	204835	1-51
174879	1-27	204836	1-51
174945	1-13, 1-41	204837	1-51
175104	1-15, 1-39, 1-41	2062-8-8S	1-41
175151	1-43, 1-44	2071-8-8S	1-41
175152	1-43, 1-44	220000211	1-56
175189	1-49	220000212	1-54, 1-58
178534	1-43	236926	1-56
183553	1-58	236929	1-56
184478	1-47	236932	1-56
184481	1-47	2J858	1-13
184482	1-48	2P140	1-13, 1-15
184483	1-47, 1-48	2P151	1-43
185141	1-50	2P252	1-13, 1-15, 1-37, 1-49
185142	1-50	2P253	1-37
185302	1-58	2P254	1-13, 1-15
1-861-010032-02	1-47	2P271	1-37
1-861-010032-09	1-39, 1-43	2P280	1-17
1-861-010032-11	1-47	2P402	1-11
1-861-010032-24	1-3, 1-7, 1-17	2P403	1-6
1-861-010034-11	1-47	2P454	1-17
1-861-010034-17	1-13, 1-25, 1-27, 1-47	2P460	1-57
1-861-010034-21	1-47	2P466	1-17

2P727 .....	1-17	7J067 .....	1-55, 1-57, 1-58
2P738 .....	1-57, 1-58	7J477 .....	1-7
2P740 .....	1-55	7J478 .....	1-6, 1-7
2P744 .....	1-17	8J014 .....	1-37
2P762 .....	1-11	8J015 .....	1-37
2P766 .....	1-11	8J852 .....	1-55, 1-57
2P858 .....	1-3	9D731 .....	1-39, 1-55, 1-56
2P864 .....	1-3	9D989 .....	1-47
2P996 .....	1-6	9J056 .....	1-37
2P998 .....	1-17	9J057 .....	1-37
2P999 .....	1-13, 1-15	9J278 .....	1-3
3J450 .....	1-52	9J437 .....	1-3
3J608 .....	1-47	9J930 .....	1-37
3J614 .....	1-47	9J956 .....	1-37
3P001 .....	1-13, 1-15	9J957 .....	1-37
3P007 .....	1-13, 1-15	9J958 .....	1-37
3P079 .....	1-55	9J959 .....	1-37
4C856 .....	1-3	9J960 .....	1-37
5000 .....	1-17, 1-27, 1-28	9J962 .....	1-37
5C479 .....	1-7	9K740 .....	1-48
5D129 .....	1-48		
5D921 .....	1-37		
5J765 .....	1-13		
5J767 .....	1-13		
5J768 .....	1-3		
5K201 .....	1-11		
5K262 .....	1-47		
6D284 .....	1-7		
6D312 .....	1-8		
6D333 .....	1-13, 1-15		
6D336 .....	1-7		
6D338 .....	1-7		
6J047 .....	1-17		
6K099 .....	1-11		
6K921 .....	1-3, 1-8		
6K970 .....	1-13, 1-15		
712099 .....	1-7		
71508985 .....	1-41		



# Document Control Revision Log:

Date	Form #	Improvement(s): Description and Comments
01/2021	F-1109-0121	Initial Release
11/2021	F-1109-1121	ECN 47647 - Update Hyd Cyl



---

**Intertek**

Equipment from Landoll Company, LLC is built to exacting standards ensured by ISO 9001 registration at all Landoll manufacturing facilities.

**Wing Float Pulverizer**  
**Models: WFPD23-37, WFPO23-37 & WFPC23-37**  
**With Scrapers: WFPDS23-37**

**Re-Order Part Number F-1109**

**LANDOLL COMPANY, LLC**

1900 North Street

Marysville, Kansas 66508

(785) 562-5381

**800-428-5655 ~ WWW.LANDOLL.COM**



Copyright 2021. Landoll Company, LLC

“All rights reserved, including the right to reproduce this material or portions thereof in any form.”

