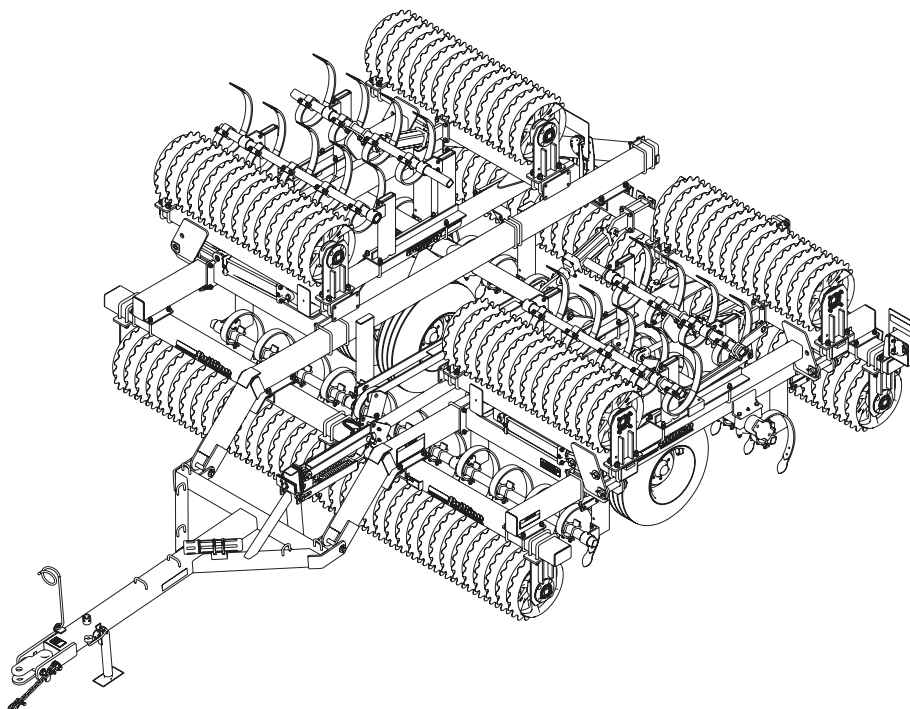




**WL Folding Pulvi-Mulcher  
Models: WL, WCL, WLC, WCC,  
WLS, WCLS, WLCS, WCCS,  
2603 and 3003  
Parts Manual**



**LANDOLL COMPANY, LLC**

1900 North Street

Marysville, Kansas 66508

(785) 562-5381

800-428-5655 ~ [WWW.LANDOLL.COM](http://WWW.LANDOLL.COM)

## Manuals for WL Folding Pulvi-Mulcher Models 2603 and 3003

Manual Number	Manual Type
1K063	Operator's Manual
1K064	Parts Manual

# Table of Contents

## 1 Illustrated Parts List

Instructions for Ordering Parts .....	1-1
Frame, Center Section .....	1-2
Drawbar (After 07/2016) .....	1-4
Drawbar (Before 07/2016) .....	1-6
Drawbar Assembly .....	1-8
Rockshaft and Wheels .....	1-10
Rockshaft Assembly .....	1-12
Hub and Spindle Assembly .....	1-13
Wheel Assembly .....	1-14
Center Frame Independent Tooth Control, C-Tooth .....	1-16
Center Frame Independent Tooth Control, S-Tine .....	1-18
Center Frame Tooth Control, C-Tooth .....	1-20
Center Frame Tooth Control, S-Tine .....	1-22
Wing Independent Tooth Control, C-Tooth .....	1-24
Wing Independent Tooth Control, S-Tine .....	1-26
Wing Tooth Control, C-Tooth .....	1-28
Wing Tooth Control, S-Tine .....	1-30
Control Link Assembly .....	1-32
Hinge and Center Roller .....	1-34
Wing Frame - WL2603 .....	1-36
Wing Frame - WL3003 .....	1-38
Center Bracket Assembly .....	1-40
End Bracket Assembly .....	1-41
End Bracket Assembly, Wing .....	1-42
Notched Wheel and Axle Assembly .....	1-43
Notched Wheel and Axle Assembly with Replaceable Stub .....	1-44
Crowfoot Wheel and Axle Assembly .....	1-45
Crowfoot Wheel and Axle Assembly with Replaceable Stub .....	1-46
Axle Clamp Assembly .....	1-47
Pipe Axle Assembly .....	1-48
Pipe Axle Assembly with Replaceable Stub .....	1-49
Flanged Stub Assembly .....	1-50
Stub Assembly .....	1-51
Hydraulic Diagram (After 03/01/2003) .....	1-52
Hydraulic Diagram (Before 03/01/2003) .....	1-54
Hydraulic Diagram, Independent Tooth Control .....	1-56
LED Lights Layout (After 01/01/2017) .....	1-58
Lights (Before 01/01/2017) .....	1-60

Scraper Kits, Center Frame . . . . . 1-61

Scraper Kits, Wing Frame . . . . . 1-62

Land Leveler Kit - WL2603 - Optional . . . . . 1-63

Land Leveler Kit - WL3003 - Optional . . . . . 1-64

V-Leveler Kit - WL2603 - Optional . . . . . 1-66

V-Leveler Kit - WL3003 - Optional . . . . . 1-68

Rear Hitch Kit - Optional . . . . . 1-70

Hydraulic Conversion Kit for Independent Wing Control - Optional . . . . . 1-71

9D524G Hydraulic Cylinder, 3-1/2 x 16 - Hydraulic Gear . . . . . 1-72

9D524L Hydraulic Cylinder, 3-1/2 x 16 - Lion - 671656 . . . . . 1-73

4K777G Hydraulic Cylinder, 3-1/2 x 16 - Hydraulic Gear . . . . . 1-74

6K843G Hydraulic Cylinder, 3-1/2 x 16 - Hydraulic Gear . . . . . 1-75

6K843L Hydraulic Cylinder, 3-1/2 x 16 - Lion - 671657 . . . . . 1-76

3J818G Hydraulic Cylinder, 4-1/2 x 16 - Hydraulic Gear . . . . . 1-77

3J818L Hydraulic Cylinder, 4-1/2 x 16 - Lion . . . . . 1-78

3J603C Hydraulic Cylinder, 3 x 8 - Cross . . . . . 1-79

3J603P Hydraulic Cylinder, 3 x 8 - Prince . . . . . 1-80

Decals . . . . . 1-81

Decal Locations . . . . . 1-82

**2 Glossary**

**3 Index**



# Illustrated Parts List

## Instructions for Ordering Parts

**\*\* Repair parts must be ordered through an authorized dealer \*\***

### DEALER INSTRUCTIONS FOR ORDERING PARTS FROM LANDOLL PARTS DISTRIBUTION CENTER

PHONE #: 800-423-4320 OR 785-562-5381

FAX #: 888-527-3909

ORDER ONLINE: [Dealer.landoll.com](http://Dealer.landoll.com)

### IDENTIFICATION PLATE

See Figure 1-1 for the Identification Plate, which lists the model and serial number of the equipment. It is located on the left side of the WL Folding Pulvi-Mulcher.

### SERIAL NUMBER NOMENCLATURE

The serial number for the WL Folding Pulvi-Mulcher is located on the identification plate. The following information will help decode the Landoll serial number.

**PMD22000100 = xxmyysss**

<b>xx</b>	= model series (i.e. "PM" for all Pulvi-Mulchers)
<b>m</b>	= month of manufacture (ex. "D" means April. The letter I is not used.)
<b>yy</b>	= last digits of the year manufactured (ex. "22" means 2022)
<b>sss</b>	= Sequential number used to track warranty and service information.




Figure 1-1: Identification Plate

# Frame, Center Section

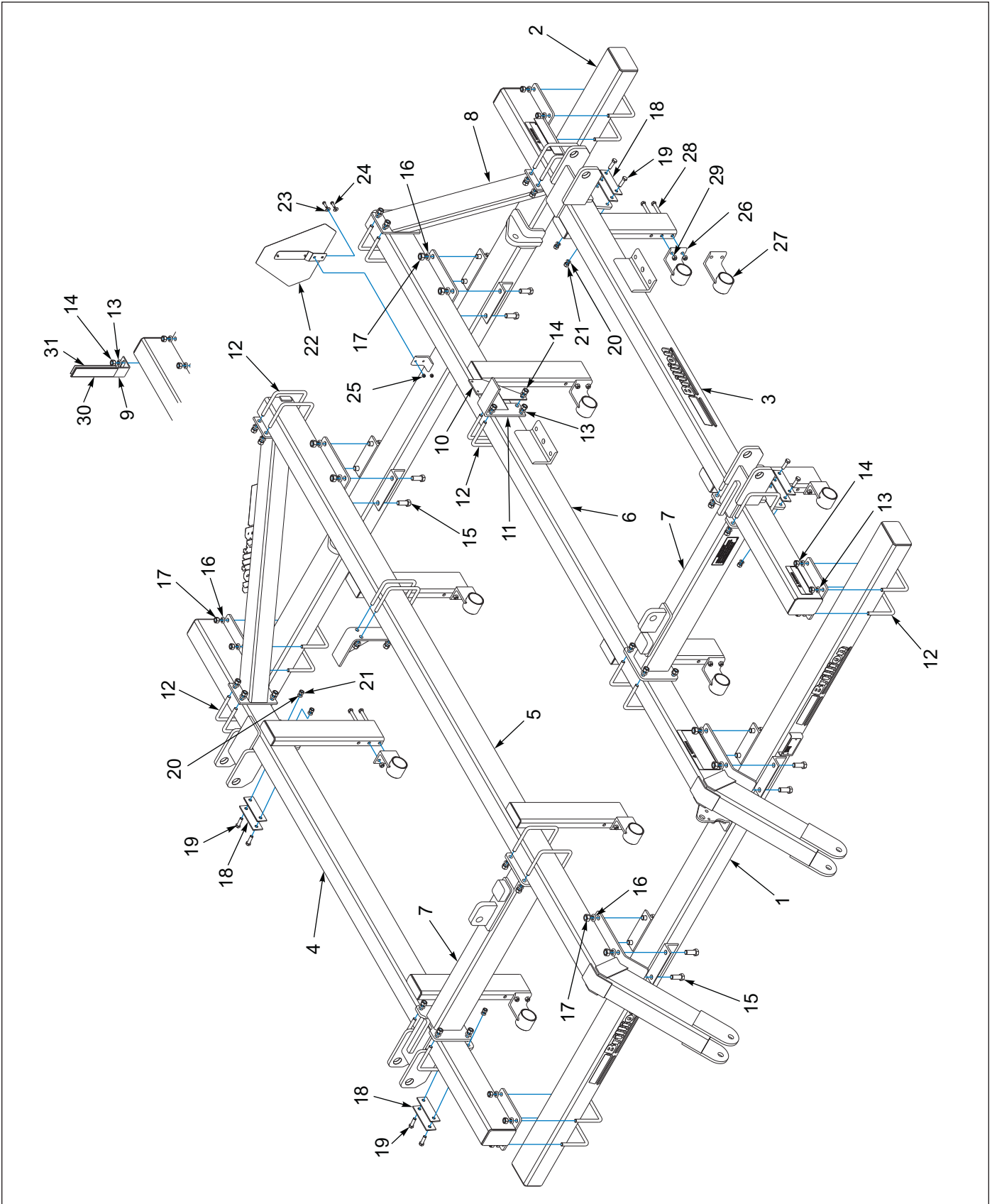


Figure 1-2: Frame, Center Section

## Frame, Center Section

ITEM	PART NUMBER	DESCRIPTION	QTY
1	1K035	FRONT TUBE	1
2	1K039	REAR TUBE	1
3	9J126	L.H. OUTER FRAME TUBE	1
4	9J127	R.H. OUTER FRAME TUBE	1
5	1K041	R.H. INNER FRAME TUBE	1
6	1K040	L.H. INNER FRAME TUBE	1
7	8J570	CYLINDER BRACKET	2
8	8J591	BRACE	2
9	1K089	DECAL BRACKET (BEFORE 01/2017)	2
10	9J187	BRACKET	1
11	8J632	WING STOP	2
12	7J990	U-BOLT 5/8-11 X 6-11/16 X 5-1/2	28
13	1-861-010034-15	WASHER, LKG, HLCL SPR, 5/8	56
14	1-512-010007-11	NUT, HEX 5/8-11 GR2, ZP	56
15	1-654-010061-05	SCREW, HHC, 3/4-10UNC X 2, GR5, ZP	16
16	1-861-010034-17	WASHER, LKG, HLCL SPR, 3/4	16
17	1-512-010007-12	NUT, HEX 3/4-10 GR2, ZP	16
18	8J653	SHIM	8
19	1-654-010055-04	SCREW, HEX CAP, 1/2-13UNC X 1-3/4	8
20	1-861-010034-13	WASHER, LOCK 1/2, ZP	8
21	1-512-010007-09	NUT, HEX 1/2-13, ZP	8
22	2P151	SMV W/BRACKET	1
23	1-861-010032-09	WASHER, FLAT 5/16 W ZP/CD	2
24	1-654-010049-05	SCREW, HX CP 5/16-18UNC X 1, GR5	2
25	104032	NUT, HX SLF-LKG W/MYL 5/16-18	2
26	9J090	BRACKET, C-TOOTH	8
27	9J091	BRACKET, S-TINE	8
28	1-654-010055-17	SCREW, HEX CAP, 1/2-13UNC X 6, GR5	16
29	1-512-010005-09	NUT, HEX SLFLKG, 1/2-13 GRB	16
30	528934	REFLECTOR - YELLOW	4
31	528933	REFLECTOR - RED	2

Drawbar (After 07/2016)

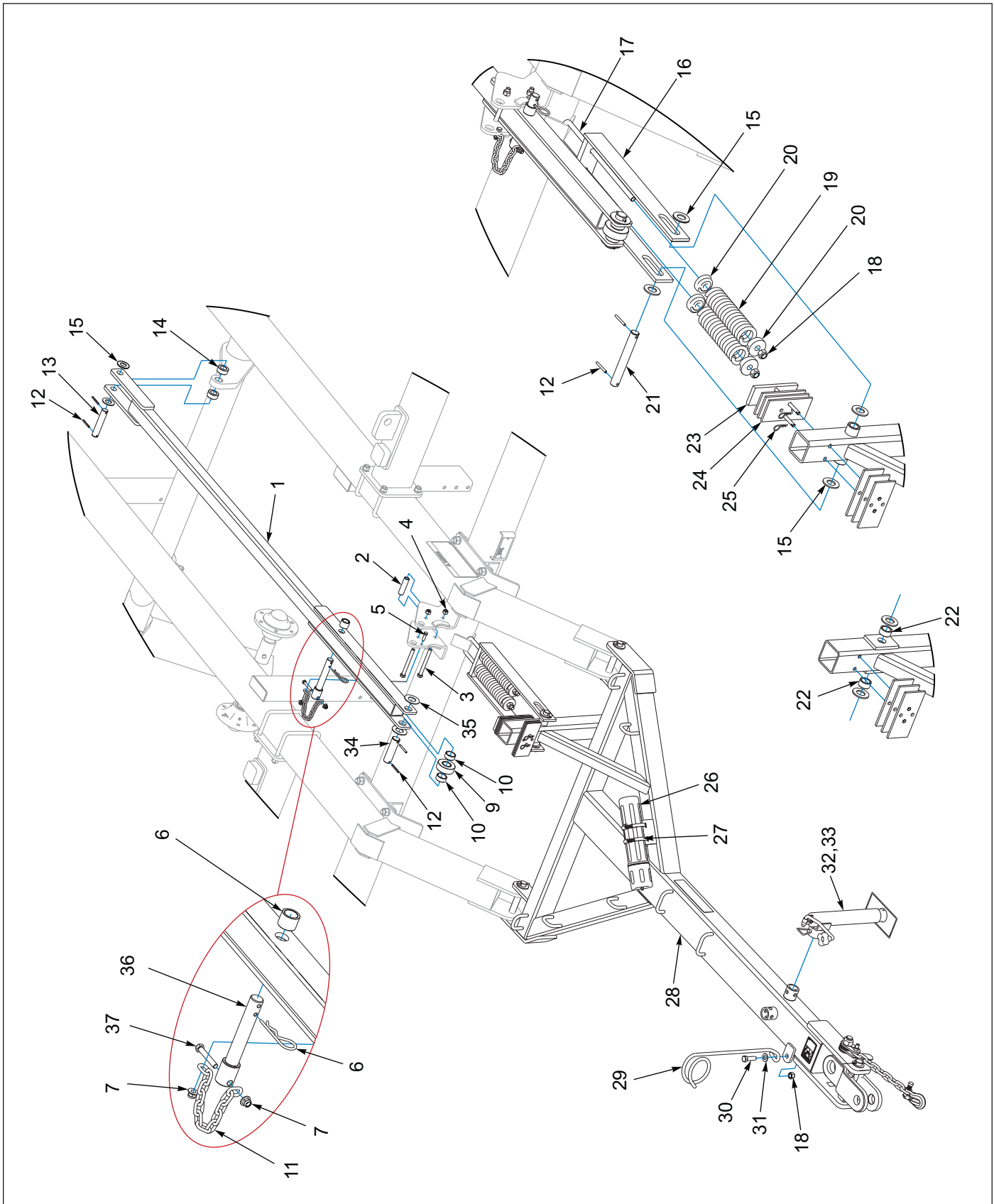


Figure 1-3: Drawbar (After 07/2016)

## Drawbar (After 07/2016)

ITEM	PART NUMBER	DESCRIPTION	QTY
1	201436	LINK, TRANSPORT AXLE	1
2	8J118	SPACER (0.546 X 0.84 X 3.0)	1
3	1-654-010055-15	SCR, HX CP, 1/2-13UNC X 5, GR5	2
4	1-512-010005-09	NUT, HEX SLFLKG, 1/2-13, GRB	2
5	1-654-010051-06	SCREW, HEX CAP 3/8-16UNC X 1-1/4	1
6	9J278	SPACER (1.031 X 1.375 X 1.063)	1
7	2P252	NUT, FLANGE NY-LOK 3/8-16	2
8	1D594	HAIR PIN COTTER .178 X 3-9/16	2
9	3J512	ROLLER ASSEMBLY	1
10	8J085	SPACER (1.375 X 1.66 X 0.688)	2
11	201440	CHAIN, 3/16 PROOF 12 LINKS	1
12	1-647-010004221	PIN, SPRING 1/4 X 2 SLOTTED	6
13	5J571	PIN (1 X 5-1/16)	1
14	184480	BUSHING, 1.75 X 1.03 X.75 PLATED	2
15	1-861-010032-24	WASHER FL 1IN NARROW, ZP	6
16	8J104	SPRING LINKAGE	1
17	8J163	U-BOLT 5/8-11 X 16 X 2-3/4, ZP	1
18	1-512-010005-13	NUT, HEX SLFLKG GRB 5/8-11	3
19	6J460	COMPRESSION SPRING	2
20	6J459	CAP (PAINTED BLACK)	4
21	6J045	CYLINDER PIN (1.0 X 7.5 H2)	1
22	8J212	SPACER (1.031 X 1.375 X 0.688) (BEFORE 01/2017)	2
23	8J113	BUMPER	1
24	8J903	SPACER	6
25	6C400	HAIR PIN COTTER	2
26	1-116-010019	MANUAL STORAGE CANISTER	1
27	105-0093	HOSE CLAMP 4-1/2 IDEAL #5264	2
28	1K188	DRAWBAR ASSEMBLY (SEE PAGE 1-8)	1
29	6D333	HOSE SUPPORT	1
30	1-654-010059-05	SCREW, HEX CAP, 5/8-11UNC X 2, GR5	1
31	1-861-010032-18	WASHER, FLAT 5/8 N ZP/CD	1
32	3J880	DRAWBAR JACK	1
33	6K458	9/16 JACK PIN W/CHAIN & SCREW	1
34	2P071	PIN, 1.25 X 4.5 H2	1
35	196120	WASHER, THRUST SS 1-1/4 12 GA	2
36	201439	PIN,TRANSPORT LINK	1
37	1-654-010051-10	SCREW, HX CP 3/8-16 X 2-1/4, GR5	1

# Drawbar (Before 07/2016)

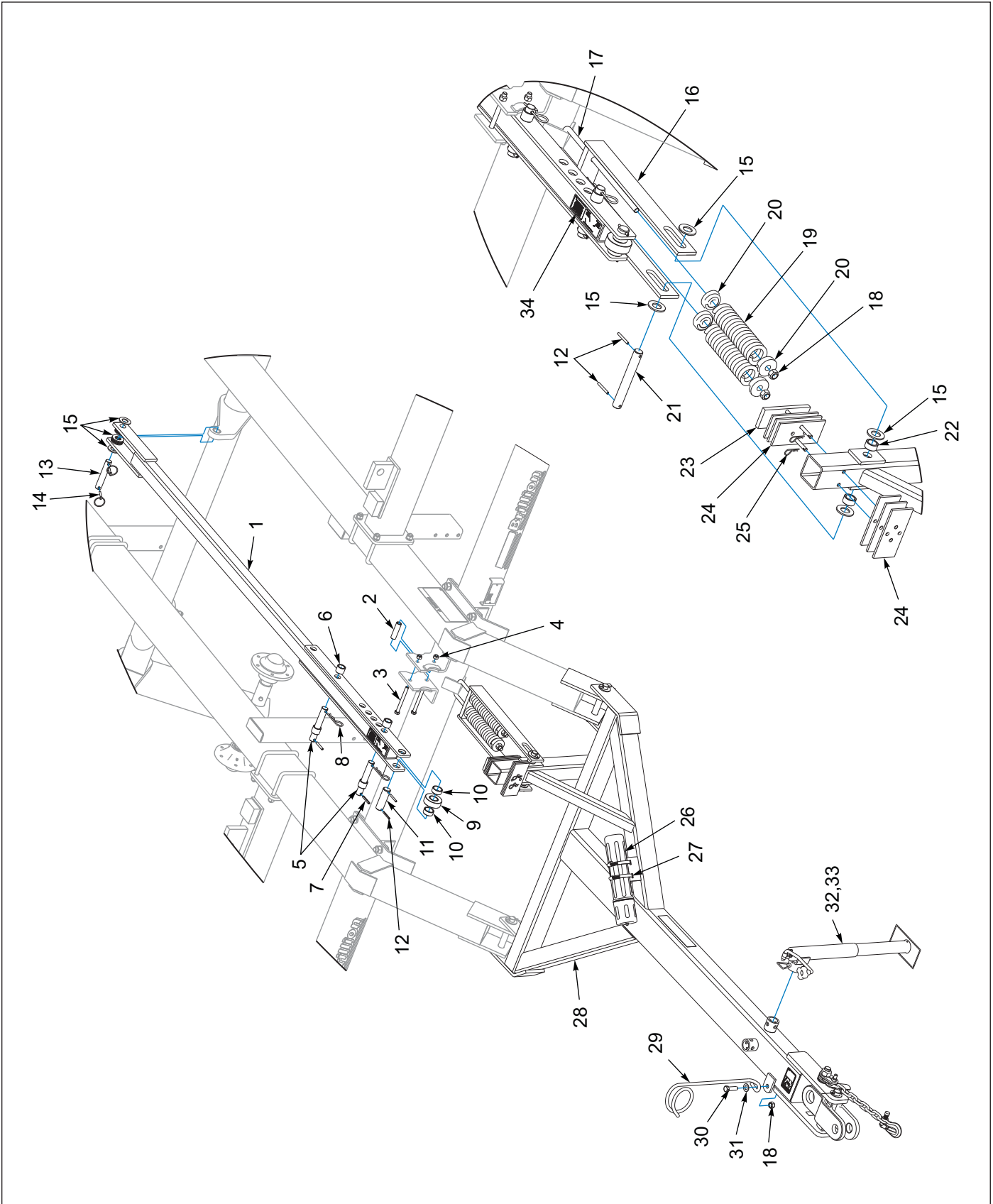


Figure 1-4: Drawbar (Before 07/2016)

**Drawbar (Before 07/2016)**

ITEM	PART NUMBER	DESCRIPTION	QTY
1	8J083	LINK	1
2	8J118	SPACER (0.546 X 0.84 X 3.0)	1
3	1-654-010055-15	SCR, HX CP, 1/2-13UNC X 5, GR5	2
4	1-512-010005-09	NUT, HEX SLFLKG, 1/2-13, GRB	2
5	6J580	PIN (1.0 X 6.5 H2)	2
6	9J278	SPACER (1.031 X 1.375 X 1.063)	4
7	147072	PIN, SPRING SLOTTED 5/16 X 2	2
8	1D594	HAIR PIN COTTER .178 X 3-9/16	2
9	3J512	ROLLER ASSEMBLY	1
10	8J085	SPACER (1.375 X 1.66 X 0.688)	2
11	4J549	HINGE PIN (1.25 X 4.0 H2)	1
12	1-647-010004221	ROLL PIN 1/4 X 2 PLATED	4
13	5J768	PIN (1.0 X 5.50 H2)	1
14	1-557-010327	PIN LYNCH 1/4 X 1-1/4	2
15	1-861-010032-24	WASHER FL 1IN NARROW, ZP	16
16	8J104	SPRING LINKAGE	1
17	8J163	U-BOLT 5/8-11 X 16 X 2-3/4, ZP	1
18	1-512-010005-13	NUT, HEX SLFLKG GRB 5/8-11	3
19	6J460	COMPRESSION SPRING	2
20	6J459	CAP (PAINTED BLACK)	4
21	6J045	CYLINDER PIN (1.0 X 7.5 H2)	1
22	8J212	SPACER (1.031 X 1.375 X 0.688)	2
23	8J113	BUMPER	1
24	8J903	SPACER	6
25	6C400	HAIR PIN COTTER	2
26	1-116-010019	MANUAL STORAGE CANISTER	1
27	105-0093	HOSE CLAMP 4-1/2 IDEAL #5264	2
28	1K188	DRAWBAR ASSEMBLY (SEE PAGE 1-8)	1
29	6D333	HOSE SUPPORT	1
30	1-654-010059-05	SCREW, HEX CAP, 5/8-11UNC X 2, GR5	1
31	1-861-010032-18	WASHER, FLAT 5/8 N ZP/CD	1
32	3J880	DRAWBAR JACK	1
33	6K458	9/16 JACK PIN W/CHAIN & SCREW	1
34	9J257	"IMPORTANT" DECAL	1

# Drawbar Assembly

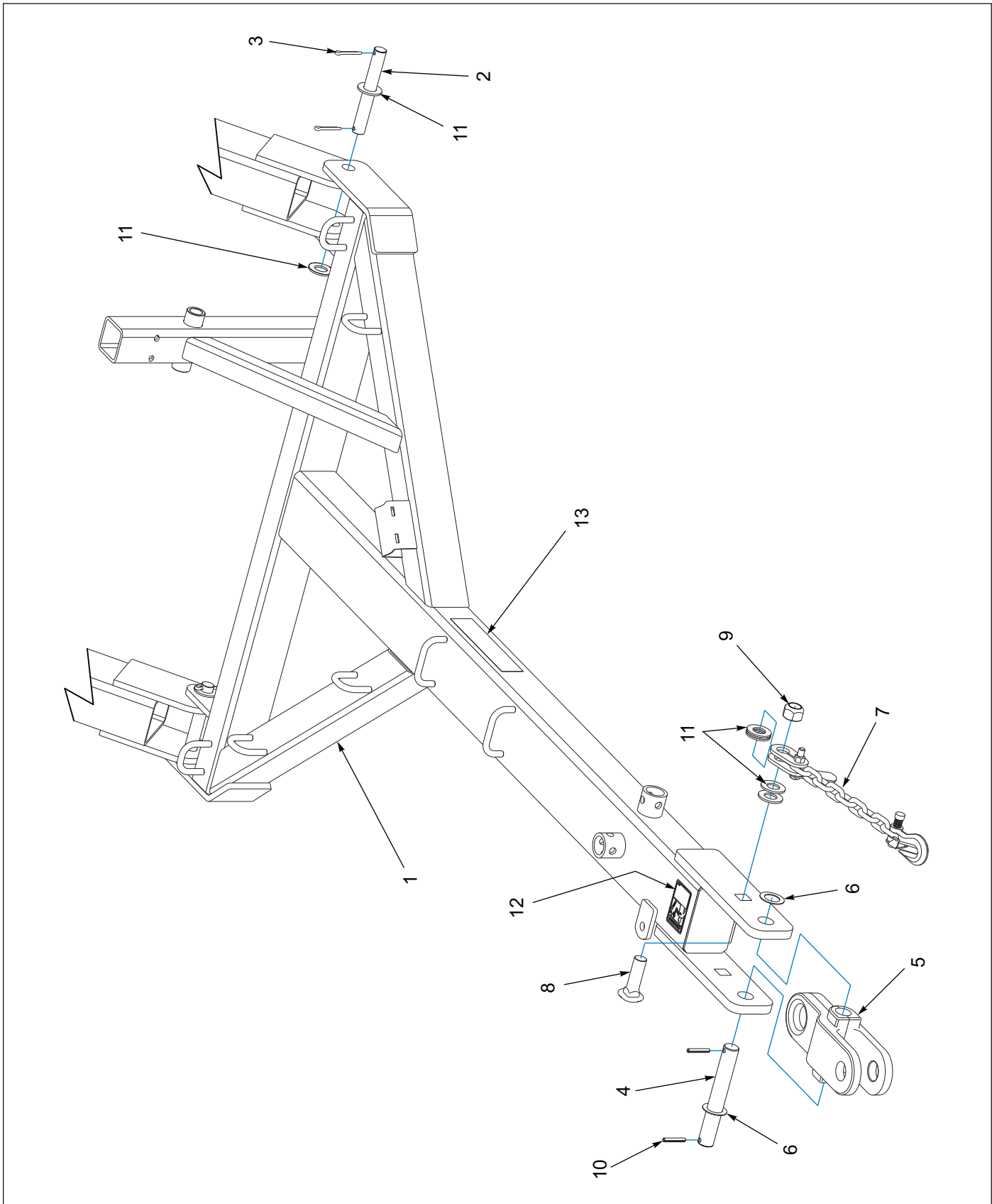


Figure 1-5: Drawbar Assembly



## Drawbar Assembly

ITEM	PART NUMBER	DESCRIPTION	QTY
	1K188	DRAWBAR ASSEMBLY	1
1	1K181	DRAWBAR	1
2	4D100	DRAWBAR MOUNTING PIN (1.0 X 7.438 H2)	2
3	1/4X1-1/2	COTTER PIN	4
4	3J496	PIN (1.25 X 8.75 H2)	1
5	2J858	HITCH (7002826)	1
6	8D857	WASHER SPECIAL (1.281 X 2.0 X 16GA)	2
7	141434	SAFETY CHAIN 21,000LB	1
8	169561	SCREW, RD HD, SQ NCK1-8 X 3-1/4, GR5 (AFTER 07/15/2011)	1
8	151508	SCREW, HX CP 1-8UNC X 3-1/2, GR5 (BEFORE 07/15/2011)	1
9	1-512-010005-19	NUT 1-8 HEX SLF-LOCKING GRB	1
10	147072	PIN, SPRING SLOTTED 5/16 X 2	2
11	1-861-010032-24	WASHER, FL 1 IN NARROW, ZP	9
12	3K706	DECAL-WARNING HYDRAULIC LEAKS	1
13	528934	REFLECTOR - YELLOW	2

# Rockshaft and Wheels

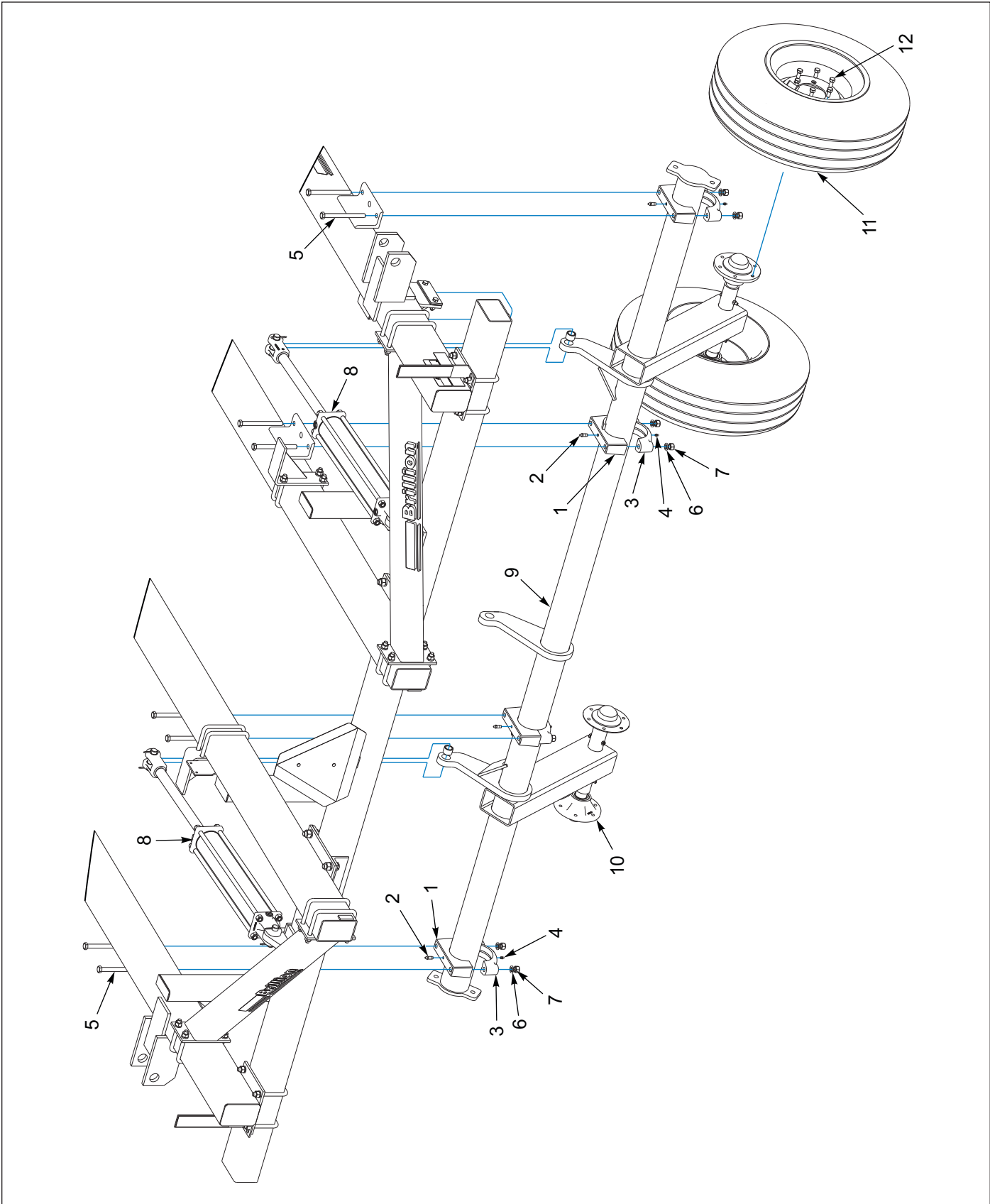


Figure 1-6: Rockshaft and Wheels

## Rockshaft and Wheels

ITEM	PART NUMBER	DESCRIPTION	QTY
1	9D654	AXLE BEARING ASSEMBLY (809D654)	4
2	2C643	GREASE FITTING (1/8PTF X 1.25)	1
3	6D275	AXLE TOP BEARING ASSEMBLY	4
4	1-298-010001-1	ZERK FITTING 1/4 SAE (AFTER 06/24/2011)	1
4	1C023	FITTING, GREASE (3/8 DRIVE) (BEFORE 06/24/2011)	1
5	113064	SCREW HX CP, 5/8-11UNC X 7, GR5	8
6	1-861-010034-15	WASHER, LKG, HLCL SPR, 5/8	8
7	1-512-010007-11	NUT, HEX 5/8-11 GR2, ZP	8
8	6K843	HYD CYLINDER - 3 1/2 X 16 (SEE PAGE 1-76)	2
9	9J099	ROCK SHAFT (SEE PAGE 1-12)	1
10	6J766	HUB & SPINDLE ASM (SEE PAGE 1-13)	4
11	6K928	WHEEL 8J791/NO TUBE/9D135 (SEE PAGE 1-14)	4
12	5C100	WHEEL BOLT 1/2-20 X 1 GR5, ZP	24

# Rockshaft Assembly

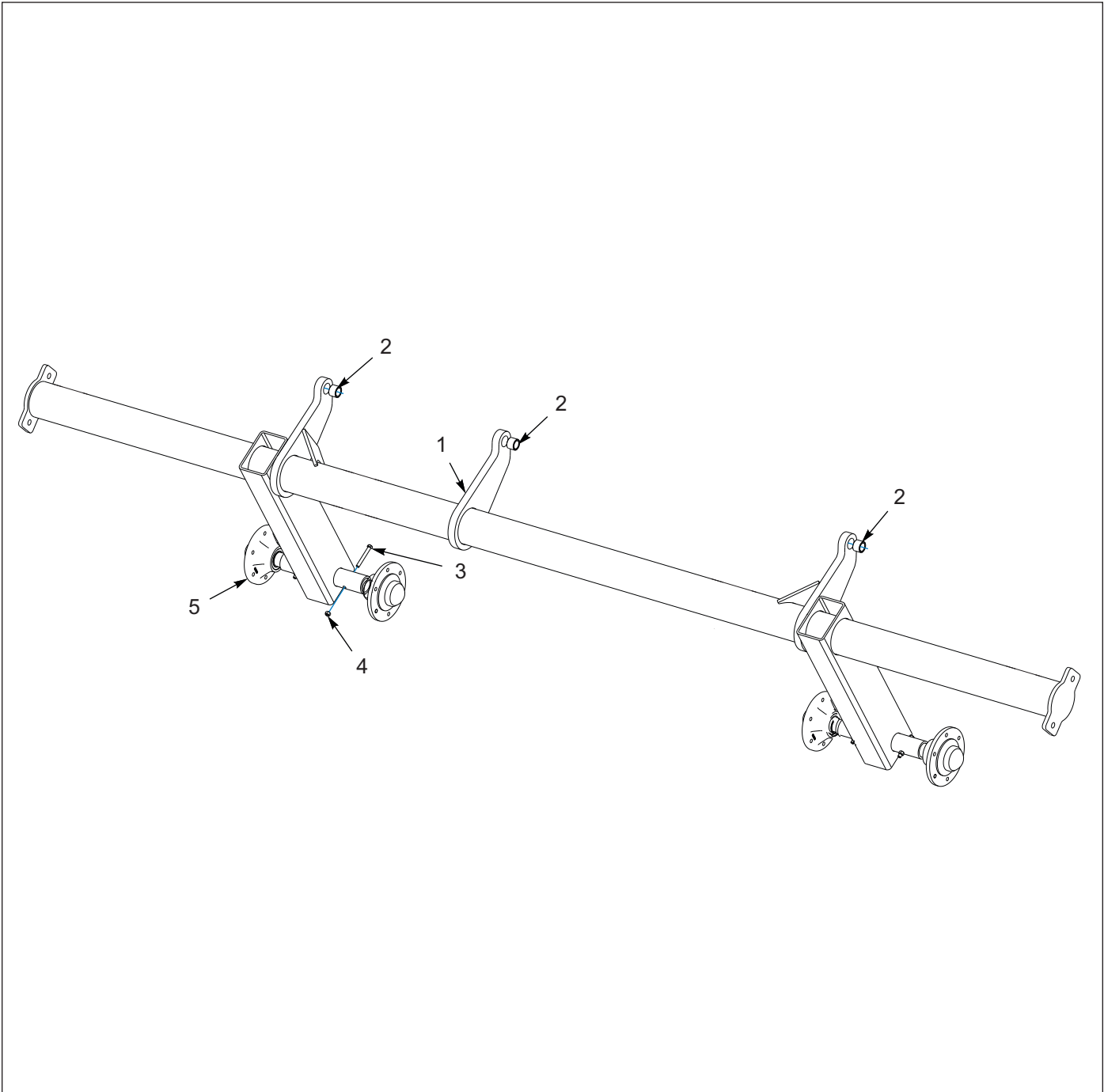


Figure 1-7: Rockshaft Assembly

# Rockshaft Assembly

ITEM	PART NUMBER	DESCRIPTION	QTY
	9J099	ROCK SHAFT	1
1	168358	ROCKSHAFT WELDMENT (INCLUDES ITEM 2)	1
2	1K892	BUSHING	3
3	1-654-010051-13	SCREW, HX CP 3/8-16UNC X 3,GR5	4
4	1-512-010005-05	NUT, HEX SLFLKG GR8 3/8-16	4
5	6J766	HUB & SPINDLE ASM (SEE PAGE 1-13)	4

# Hub and Spindle Assembly

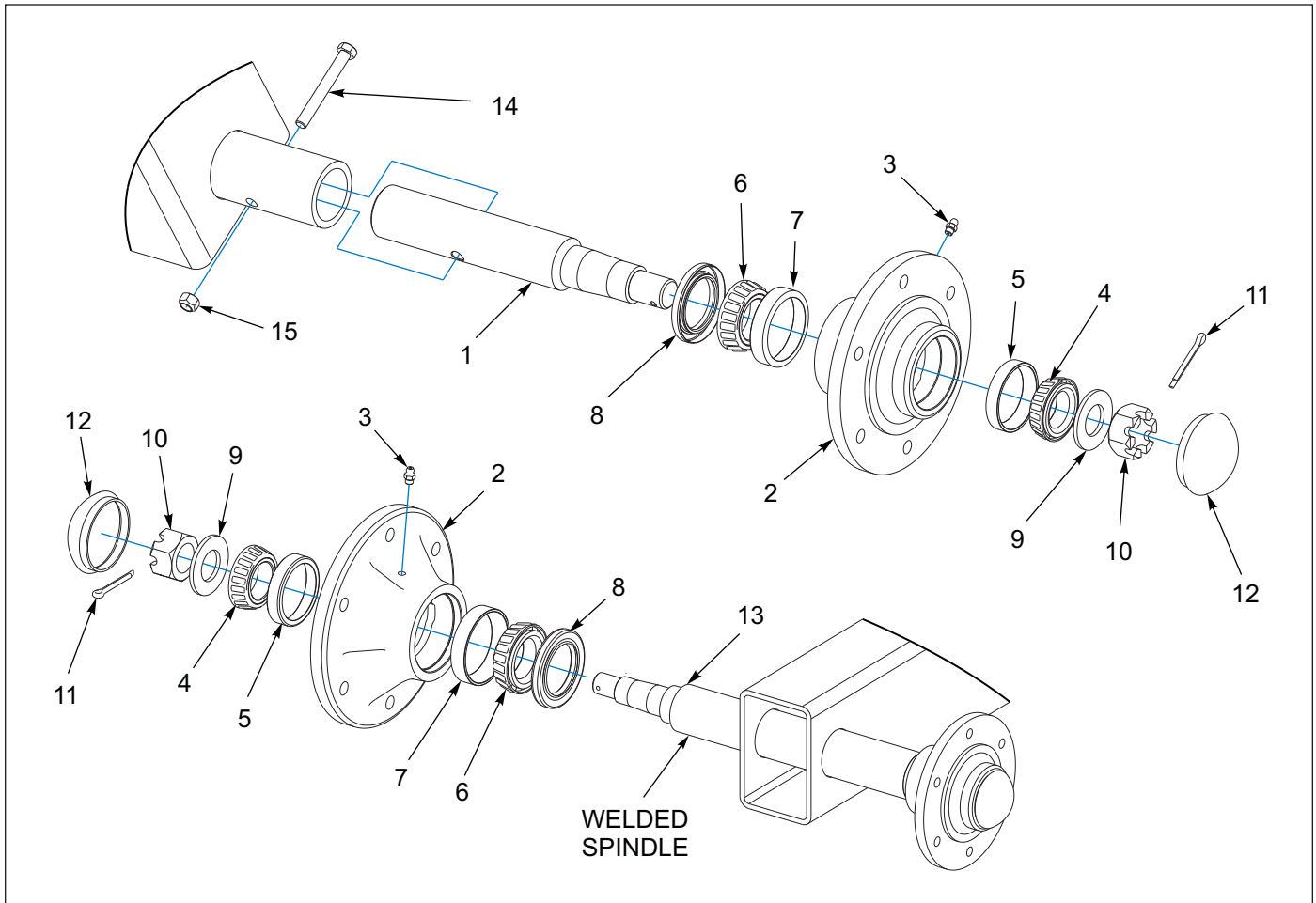


Figure 1-8: Hub and Spindle Assembly

# Hub and Spindle Assembly

ITEM	PART NUMBER	DESCRIPTION	QTY
	6J766	HUB & SPINDLE ASM	1
1	6J765	SPINDLE	1
2	6D336	WHEEL HUB - 6 BOLT (7002537) <b>(INCLUDES ITEM 3)</b>	1
3	1-298-010001-1	ZERK FITTING 1/4 SAE <b>(AFTER 11/15/2011)</b>	1
3	9D923	GREASE FITTING (1/8NPT) <b>(BEFORE 11/15/2011)</b>	1
4	5C913	BEARING CONE, TIMKEN <b>(LM67048)</b>	1
5	5C914	BEARING CUP, TIMKEN <b>(LM67010)</b>	1
6	5C480	CONE, BEARING <b>(TIMKEN LM48548)</b>	1
7	5C479	CUP, BEARING <b>(TIMKEN LM48510)</b>	1
8	6D338	SEAL <b>(DOUBLE LIP 1-3/4 X 2.625)</b>	1
9	1-861-010032-24	WASHER, FL 1IN NARROW, ZP	1
10	1-516-010001-20	NUT, HX SLOT 1-14	1
11	1-557-010362-51	PIN, COTTER 3/16 X 1-1/2	1
12	6D337	HUB CAP	1
13	8J595	SPINDLE <b>(SOLD SEPERATELY)</b> <b>(FOR ROCKSHAFTS WITH SPINDLES WELDED IN PLACE)</b>	REF
14	1-654-010051-13	SCREW, HX CP 3/8-16UNC X 3, GR5 <b>(SOLD SEPERATELY)</b>	REF
15	1-512-010005-05	NUT, HEX SLFLKG GR8 3/8-16 <b>(SOLD SEPERATELY)</b>	REF

## Wheel Assembly

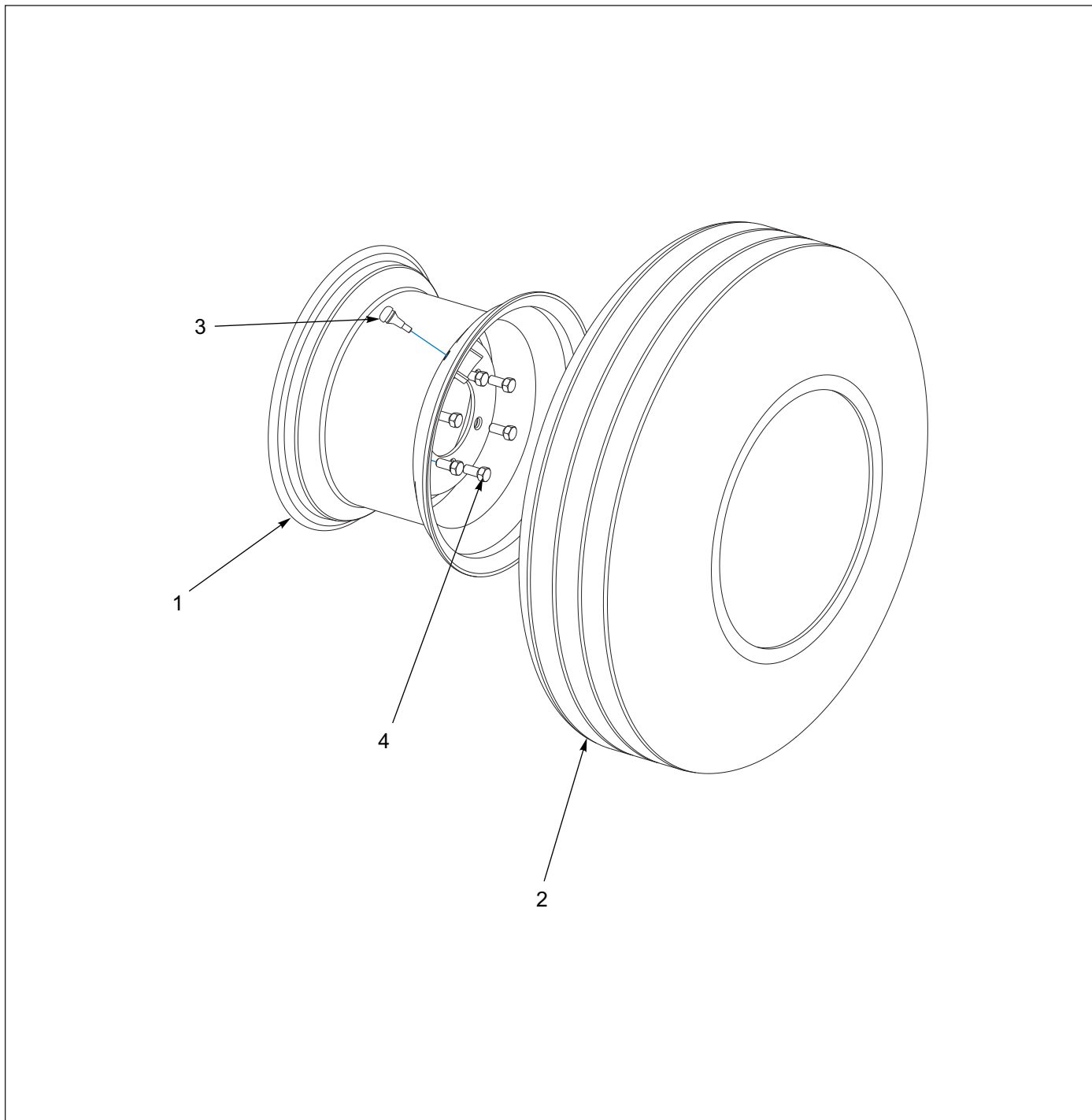


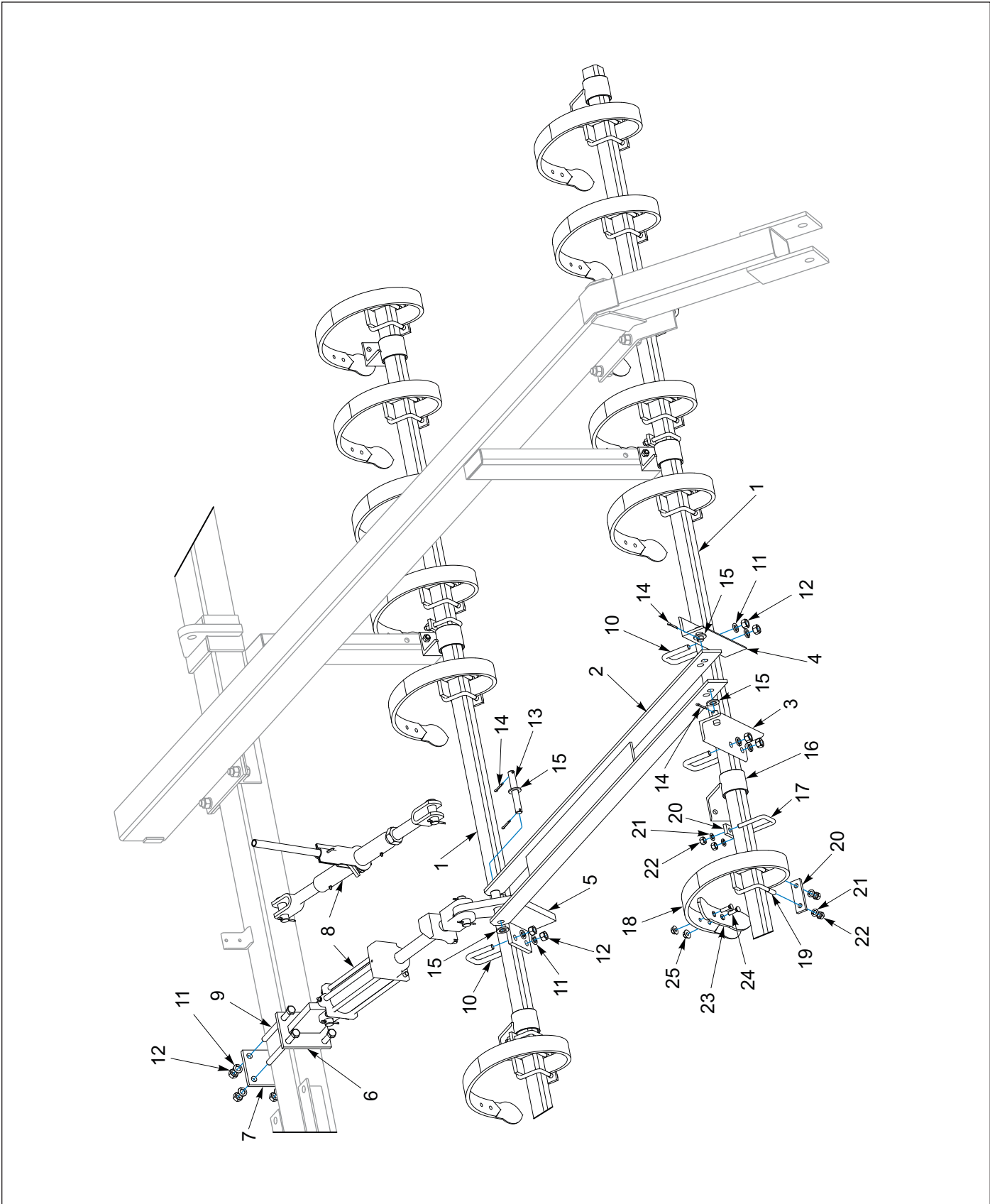
Figure 1-9: Wheel Assembly

## Wheel Assembly

ITEM	PART NUMBER	DESCRIPTION	QTY
	6K928	WHEEL 8J791/NO TUBE/9D135	1
1	9D135	WHEEL - 15X10LBH - 6 BOLT	1
2	8J791	TIRE - 11LX15-8PLY	1
3	8J792	VALVE STEM-TUBELESS	1
4	5C100	WHEEL BOLT 1/2-20 X 1 GR5, ZP (SOLD SEPERATELY)	REF



# Center Frame Independent Tooth Control, C-Tooth



**Figure 1-10: Center Frame Independent Tooth Control, C-Tooth**



## Center Frame Independent Tooth Control, C-Tooth

ITEM	PART NUMBER	DESCRIPTION	QTY
1	9J170	TUBE (2 X 137-1/2)	2
2	2K672	LINKAGE	1
3	9J096	BRACKET,C-TOOTH FRONT (USED ON RIGHT SIDE)	1
4	9J120	BRACKET,C-TOOTH FRONT (USED ON LEFT SIDE)	1
5	9J218	TOOTH CONTROL BRACKET	1
6	9J216	BRACKET	1
7	9J214	PLATE PAINT RED	1
8	3J603	HYDRAULIC CYLINDER (3 X 8) (SEE PAGE 1-80)	1
8	7J237	RATCHET JACK (WITH HANDLE) (OPTIONAL)	1
9	1-654-010059-21	SCREW, HEX CAP, 5/8-11UNC X 8, GR5	4
10	2J094	U-BOLT 5/8-11 X 2-5/8 X 3-3/8	4
11	1-861-010034-15	WASHER, LKG,HLCL SPR, 5/8	12
12	1-512-010007-11	NUT, HEX 5/8-11 GR2, ZP	12
13	9J111	PIN (0.75 X 5.313 H2)	1
14	1-557-010362-51	PIN, COTTER 3/16 X 1-1/2	4
15	1-861-010032-20	WASHER, FLAT, 3/4 N ZP/CD	4
16	9J090	BRACKET,C-TOOTH	8
17	5D921	U-BOLT 1/2-13 X 2-5/8 X 3-1/4	4
18	9D662	SPRING TOOTH - REPLACES 5C004	23
19	8J172	TOOTH CLAMP	23
20	5C078	CLAMP STRAP	27
21	1-861-010034-13	WASHER, LKG HLCL SPR, 1/2	54
22	1-512-010007-09	NUT, HEX 1/2-13, ZP	54
23	4D386	REVERSIBLE POINT (DOES NOT INCLUDE HARDWARE)	1
24	2C628	PLOW BOLT 3/8-16 X 1-1/2 SQ NK	2
25	5J616	FLANGE LOCK NUT 3/8-16, GRF, ZP	2

# Center Frame Independent Tooth Control, S-Tine

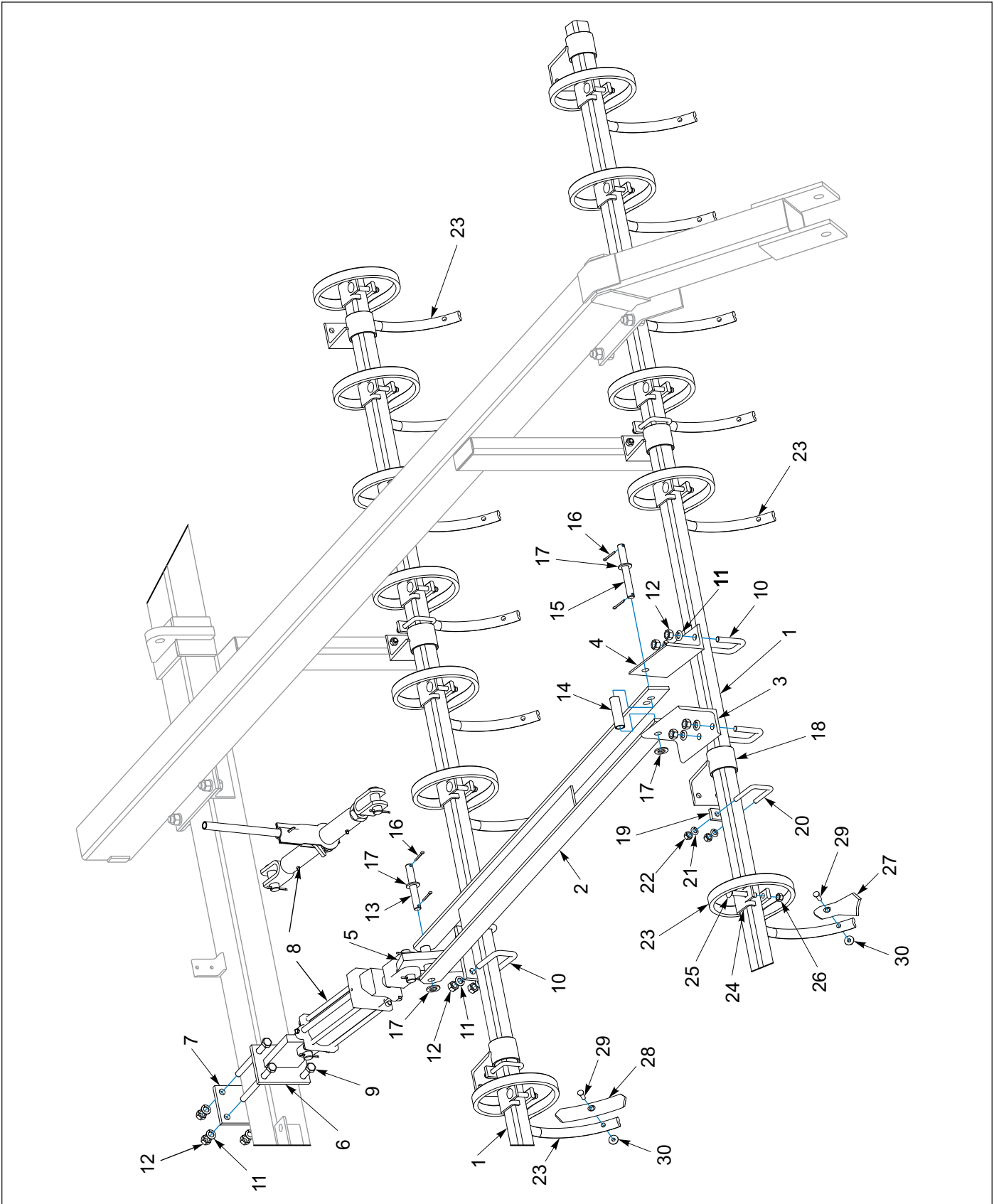


Figure 1-11: Center Frame Independent Tooth Control, S-Tine

## Center Frame Independent Tooth Control, S-Tine

ITEM	PART NUMBER	DESCRIPTION	QTY
1	9J170	TUBE (2 X 137-1/2)	2
2	2K672	LINKAGE	1
3	9J109	ANGLE, S-TINE RH	1
4	9J108	ANGLE, S-TINE LH	1
5	9J220	TOOTH CONTROL BRACKET	1
6	9J216	BRACKET	1
7	9J214	PLATE PAINT RED	1
8	3J603	HYDRAULIC CYLINDER (3 X 8) (SEE PAGE 1-80)	1
8	7J237	RATCHET JACK (WITH HANDLE) (OPTIONAL)	1
9	1-654-010059-21	SCREW, HEX CAP, 5/8-11UNC X 8, GR5	4
10	2J094	U-BOLT 5/8-11 X 2-5/8 X 3-3/8	4
11	1-861-010034-15	WASHER, LKG, HLCL SPR, 5/8	12
12	1-512-010007-11	NUT, HEX 5/8-11 GR2, ZP	12
13	9J111	PIN (0.75 X 5.313 H2)	1
14	9J112	SPACER (0.824 X 1.05 X 3.5)	1
15	9J110	PIN (0.75 X 6.313 H2)	1
16	1-557-010362-51	PIN, COTTER 3/16 X 1-1/2	4
17	1-861-010032-20	WASHER, FLAT, 3/4 N ZP/CD	4
18	9J091	BRACKET, S-TINE	8
19	5C078	CLAMP STRAP	4
20	5D921	U-BOLT 1/2-13 X 2-5/8 X 3-1/4	4
21	1-861-010034-13	WASHER, LKG HLCL SPR, 1/2	8
22	1-512-010007-09	NUT, HEX 1/2-13, ZP	8
23	5J609	S-TINE, 12mm X 32mm (AFTER 01/15/93)	23
23	1J887	S-TINE, 10mm X 32mm (BEFORE 01/15/93)	23
24	5J080	CLAMP (AFTER 01/15/93)	23
24	1J834	CLAMP (BEFORE 01/15/93)	23
25	1-654-010070-11	SCREW, RDHD, SQNK 1/2-13 X 3-1/2 (AFTER 01/15/93)	23
25	2J241	SCREW, 7/16-14NC X 3-1/2RDHD SQNK (BEFORE 01/15/93)	23
26	1-512-010005-09	NUT, HEX, SLFLKG 1/2-13, GRB (AFTER 01/15/93)	23
26	101988	NUT, HEXSLF-LKG 7/16-14, GRB (BEFORE 01/15/93)	23
27	7D014	DUCKFOOT POINT	23
28	2J155	HEAVY DUTY REVERSIBLE POINT	23
29	7D728	CULTIVATOR BOLT, 3/8-16 X 1-3/4 (GR5, #8 HEAD)	23
30	5J616	FLANGE LOCK NUT 3/8-16	23

# Center Frame Tooth Control, C-Tooth

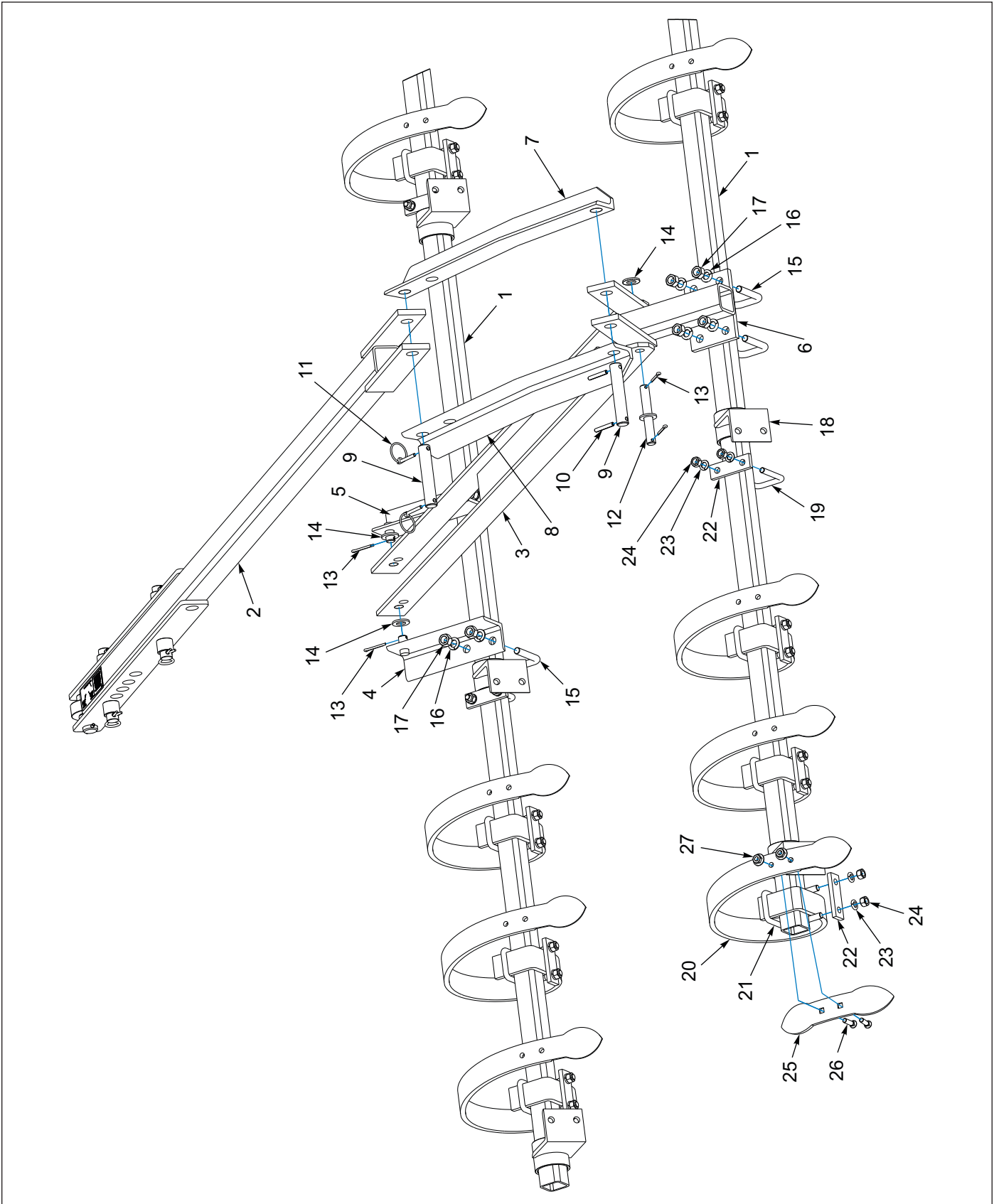


Figure 1-12: Center Frame Tooth Control, C-Tooth

## Center Frame Tooth Control, C-Tooth

ITEM	PART NUMBER	DESCRIPTION	QTY
1	9J170	TUBE (2 X 137-1/2)	2
2	8J083	LINK	1
3	2K672	LINKAGE	1
4	9J096	BRACKET, C-TOOTH FRONT (USED ON LEFT SIDE)	1
5	9J120	BRACKET, C-TOOTH FRONT (USED ON RIGHT SIDE)	1
6	9J107	REAR BRACKET	1
7	9J146	LINK, C-TOOTH RH	1
8	9J145	LINK, C-TOOTH LH	1
9	5J768	PIN (1.0 X 5.50 H2)	2
10	147072	PIN, SPRING SLOTTED 5/16 X 2	2
11	1-557-010327	PIN LYNCH 1/4 X 1-1/4	2
12	9J111	PIN (0.75 X 5.313 H2)	1
13	1-557-010362-51	PIN, COTTER 3/16 X 1-1/2	4
14	1-861-010032-20	WASHER, FLAT, 3/4 N ZP/CD	4
15	2J094	U-BOLT 5/8-11 X 2-5/8 X 3-3/8	4
16	1-861-010034-15	WASHER, LKG, HLCL SPR, 5/8	8
17	1-512-010007-11	NUT, HEX 5/8-11 GR2, ZP	8
18	9J090	BRACKET, C-TOOTH	8
19	5D921	U-BOLT, 1/2-13 X 2-5/8 X 3-1/4	4
20	9D662	SPRING TOOTH - REPLACES 5C004	23
21	8J172	TOOTH CLAMP	23
22	5C078	CLAMP STRAP	27
23	1-861-010034-13	WASHER, LKG HLCL SPR, 1/2	54
24	1-512-010007-09	NUT, HEX 1/2-13, ZP	54
25	4D386	REVERSIBLE POINT (DOES NOT INCLUDE HARDWARE)	1
26	2C628	PLOW BOLT 3/8 X 1-1/2 SQ NK	2
27	5J616	FLANGE LOCK NUT 3/8-16	2

# Center Frame Tooth Control, S-Tine

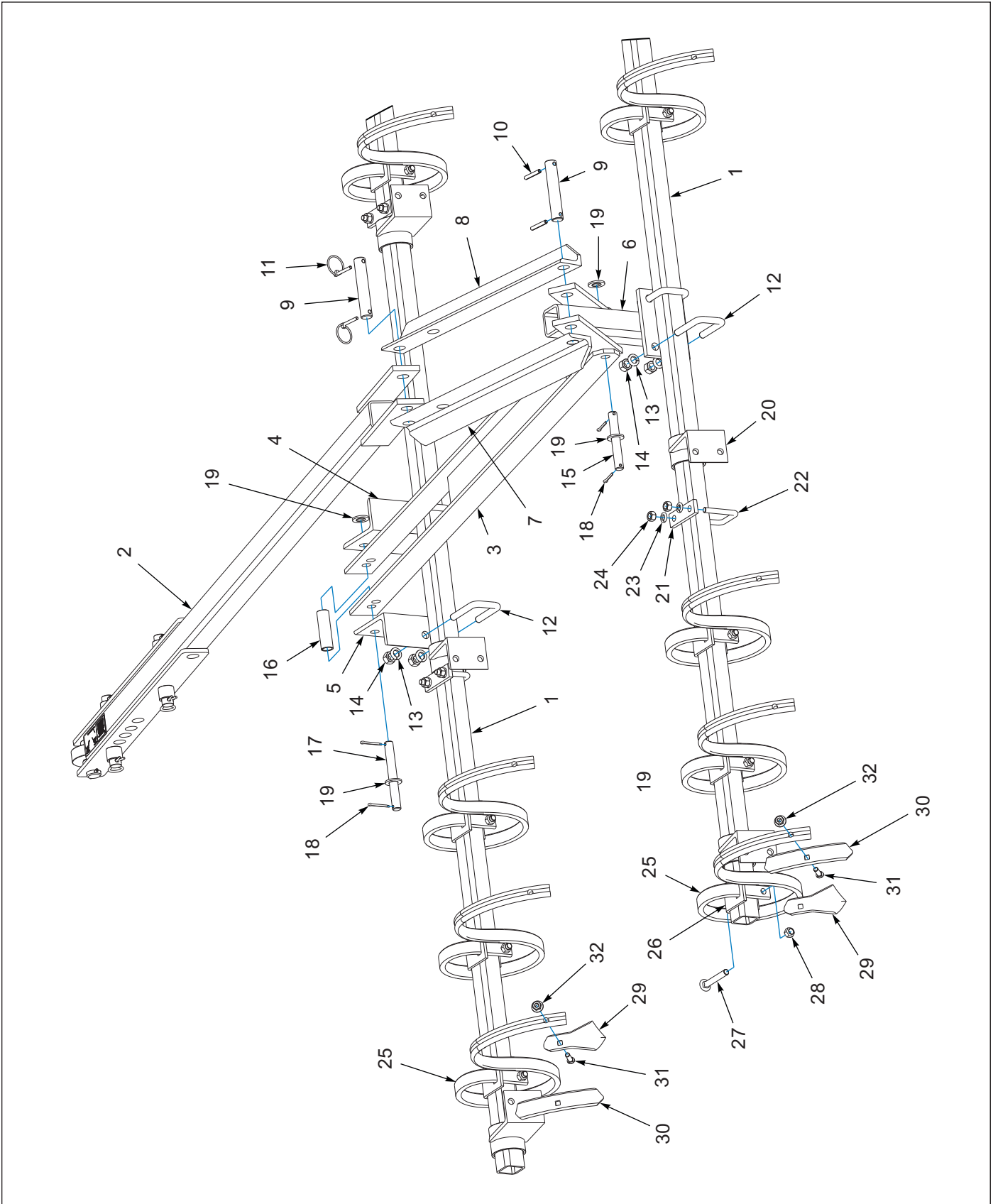


Figure 1-13: Center Frame Tooth Control, S-Tine

## Center Frame Tooth Control, S-Tine

ITEM	PART NUMBER	DESCRIPTION	QTY
1	9J170	TUBE (2 X 137-1/2)	2
2	8J083	LINK	1
3	2K672	LINKAGE	1
4	9J109	ANGLE, S-TINE RH	1
5	9J108	ANGLE, S-TINE LH	1
6	9J114	REAR BRACKET	1
7	9J143	LINK, S-TINE LH	1
8	9J144	LINK, S-TINE RH	1
9	5J768	PIN (1.0 X 5.50 H2)	2
10	147072	PIN, SPRING SLOTTED 5/16 X 2	2
11	1-557-010327	PIN LYNCH 1/4 X 1-1/4	2
12	2J094	U-BOLT, 5/8-11 X 2-5/8 X 3-3/8	4
13	1-861-010034-15	WASHER, LKG, HLCL SPR, 5/8	8
14	1-512-010007-11	NUT, HEX 5/8-11 GR2, ZP	8
15	9J111	PIN (0.75 X 5.313 H2)	1
16	9J112	SPACER (.824 X 1.05 X 3.5)	1
17	9J110	PIN (0.75 X 6.313 H2)	1
18	1-557-010362-51	PIN, COTTER 3/16 X 1-1/2	4
19	1-861-010032-20	WASHER, FLAT, 3/4 N, ZP/CD	4
20	9J091	BRACKET, S-TINE	8
21	5C078	CLAMP STRAP	4
22	5D921	U-BOLT, 1/2-13 X 2-5/8 X 3-1/4	4
23	1-861-010034-13	WASHER, LKG HLCL SPR, 1/2	8
24	1-512-010007-09	NUT, HEX 1/2-13, ZP	8
25	5J609	S-TINE, 12mm X 32mm (AFTER 01/15/93)	23
25	1J887	S-TINE, 10mm X 32mm (BEFORE 01/15/93)	23
26	5J080	CLAMP (AFTER 01/15/93)	23
26	1J834	CLAMP (BEFORE 01/15/93)	23
27	1-654-010070-11	SCREW, RDHD, SQNK 1/2-13 X 3-1/2 (AFTER 01/15/93)	23
27	2J241	SCREW, 7/16-14NC X 3-1/2 RDHD SQNK (BEFORE 01/15/93)	23
28	1-512-010005-09	NUT, HEX SLFLKG, 1/2-13, GRB (AFTER 01/15/93)	23
28	101988	NUT, HEX SLF-LKG 7/16-14, GRB (BEFORE 01/15/93)	23
29	7D014	DUCKFOOT POINT	23
30	2J155	HEAVY DUTY REVERSIBLE POINT	23
31	7D728	CULTIVATOR BOLT, 3/8-16 X 1-3/4 (GR5, #8 HEAD)	23
32	5J616	FLANGE LOCK NUT, 3/8-16	23

# Wing Independent Tooth Control, C-Tooth

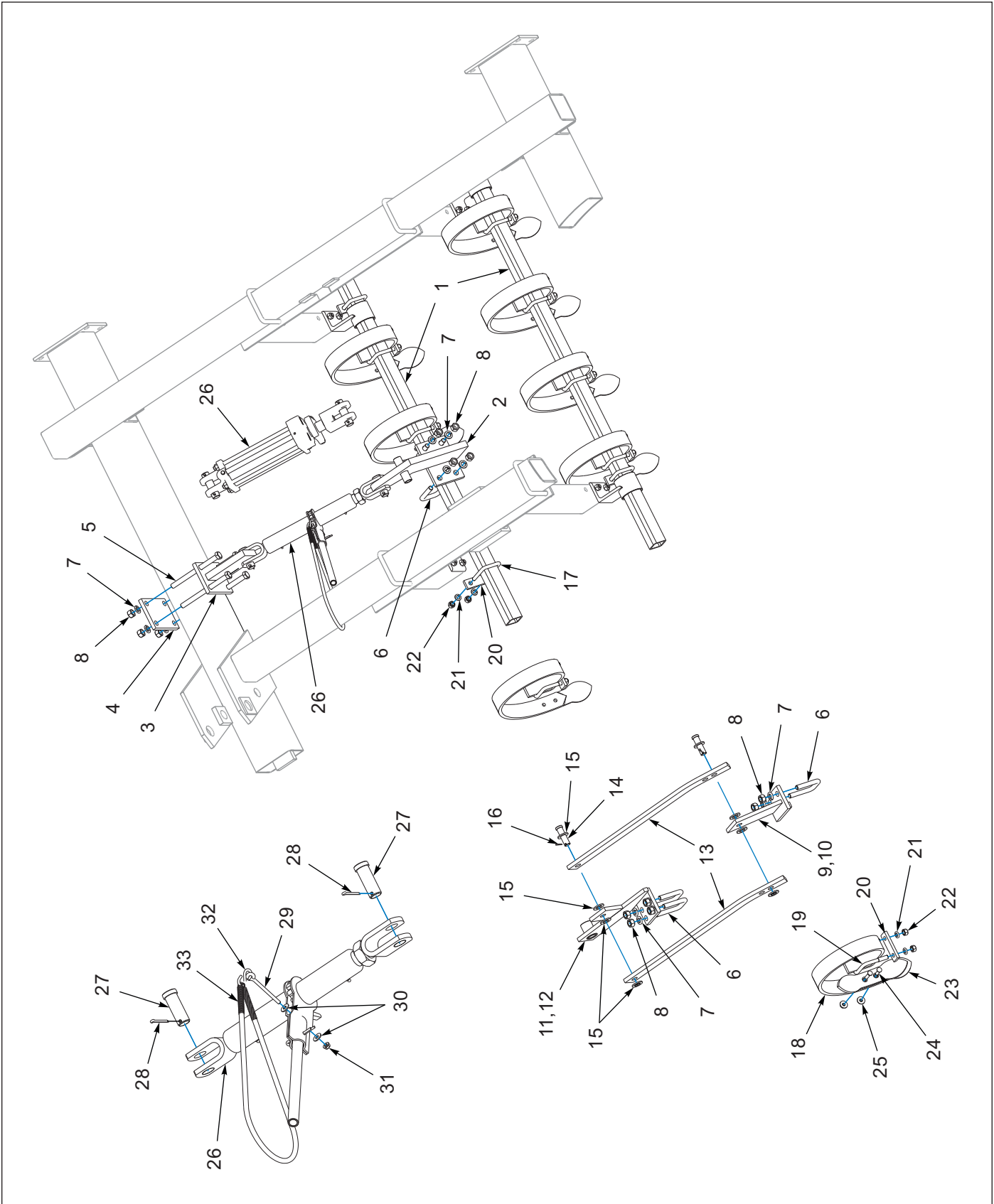


Figure 1-14: Wing Independent Tooth Control, C-Tooth



## Wing Independent Tooth Control, C-Tooth

ITEM	PART NUMBER	DESCRIPTION	QTY	
			WL2603	WL3003
		<b>MODELS</b>		
1	8J654	TUBE (56-1/4")	4	--
1	8J655	TUBE (68-1/2")	--	4
2	9J218	TOOTH CONTROL BRACKET	2	2
3	9J216	BRACKET	2	2
4	9J214	PLATE PAINT RED	2	2
5	1-654-010059-21	SCREW, HEX CAP, 5/8-11UNC X 8, GR5	8	8
6	2J094	U-BOLT, 5/8-11 X 3-3/8 X 2-5/8	10	10
7	1-861-010034-15	WASHER, LKG, HLCL SPR, 5/8	28	28
8	1-512-010007-11	NUT, HEX 5/8-11 GR2, ZP	28	28
9	9J163	L.H. FRONT BRKT.	1	1
10	9J164	R.H. FRONT BRKT. <b>(NOT SHOWN)</b>	1	1
11	9J159	L.H. REAR BRKT.	1	1
12	9J160	R.H. REAR BRKT. <b>(NOT SHOWN)</b>	1	1
13	9J155	STRAP	4	4
14	7D590	CLEVIS PIN <b>(0.75 X 2.5)</b>	4	4
15	1-861-010032-20	WASHER, FLAT, 3/4 N ZP/CD	16	16
16	101386	PIN, COTTER, 1/8 X 1	4	4
17	5D921	U-BOLT 1/2-13 X 2-5/8 X 3-1/4	6	6
18	9D662	SPRING TOOTH - REPLACES 5C004	18	24
19	8J172	TOOTH CLAMP	18	24
20	5C078	CLAMP STRAP	24	30
21	1-861-010034-13	WASHER, LKG HLCL SPR, 1/2	48	60
22	1-512-010007-09	NUT, HEX 1/2-13, ZP	48	60
23	4D386	REVERSIBLE POINT <b>(DOES NOT INCLUDE HARDWARE)</b>	1	1
24	2C628	PLOW BOLT, 3/8-16 X 1-1/2 SQ NK	2	2
25	5J616	FLANGE LOCK NUT 3/8-16	2	2
26	3J603	HYDRAULIC CYLINDER <b>(SEE PAGE 1-80)</b>	2	2
26	7J237	RACHET JACK <b>(WITH HANDLE) (INCL. ITEMS 27 AND 28) (OPTIONAL)</b>	2	2
27	8D099	CLEVIS PIN <b>(1.0 X 2.5)</b>	4	4
28	6C468	COTTER PIN, 3/16 X 2, ZP	4	4
29	9J229	EYE BOLT, 0.250-20 X 3.0	2	2
30	1-861-010032-07	WASHER, FLAT 1/4 ,ZP	4	4
31	6J150	NUT FLANGE LOCK 1/4-20 GRF, ZP	2	2
32	6J820	S-HOOK	2	2
33	8J675	EXTENSION SPRING	2	2

# Wing Independent Tooth Control, S-Tine

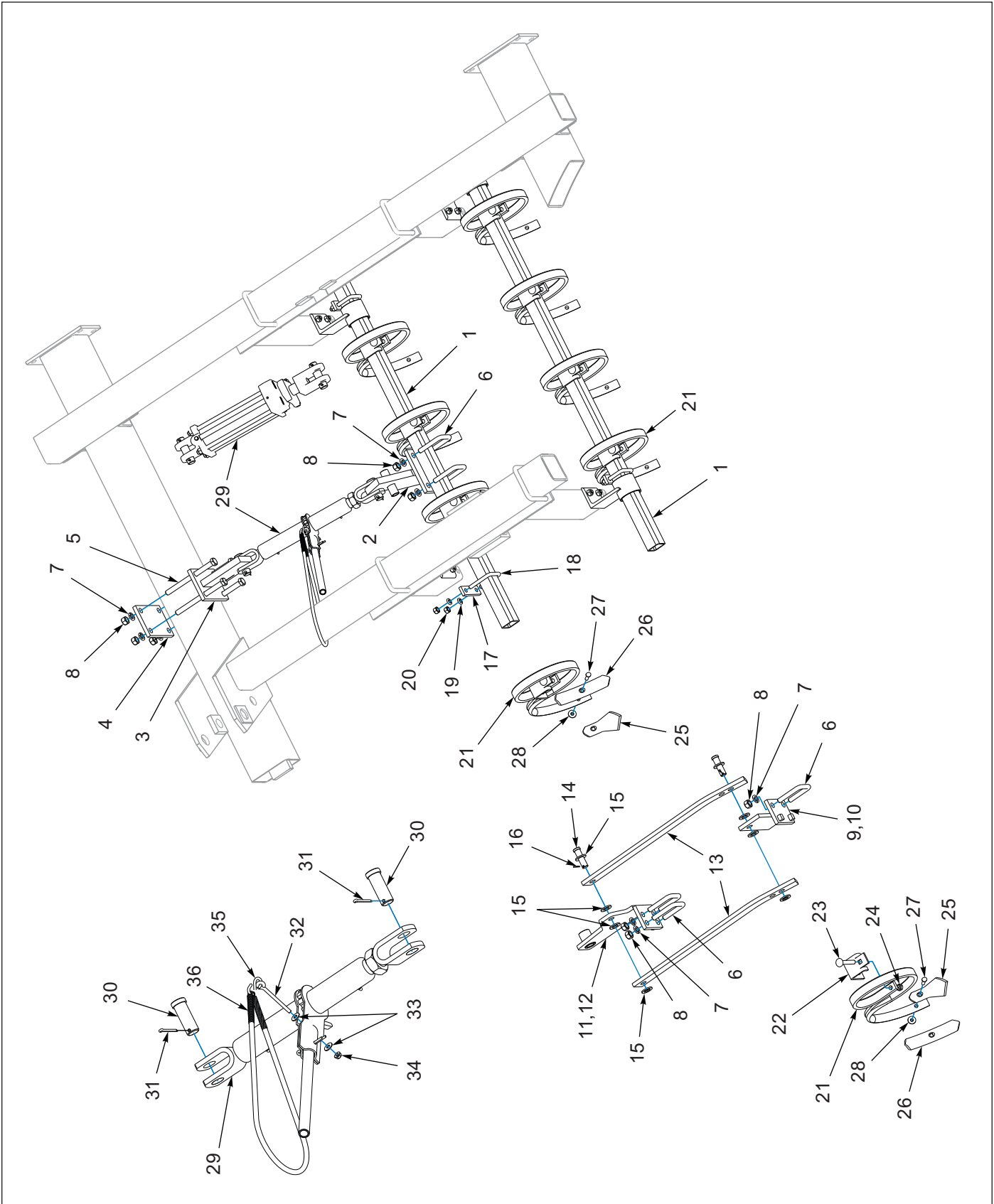


Figure 1-15: Wing Independent Tooth Control, S-Tine

## Wing Independent Tooth Control, S-Tine

ITEM	PART NUMBER	DESCRIPTION	QTY	
			WL2603	WL3003
		<b>MODELS</b>		
1	8J654	TUBE (56-1/4")	4	--
1	8J655	TUBE (68-1/2")	--	4
2	9J220	TOOTH CONTROL BRACKET	2	2
3	9J216	BRACKET	2	2
4	9J214	PLATE PAINT RED	2	2
5	1-654-010059-21	SCREW, HEX CAP, 5/8-11UNC X 8, GR5	8	8
6	2J094	U-BOLT, 5/8-11 X 3-3/8 X 2-5/8	10	10
7	1-861-010034-15	WASHER, LKG, HLCL SPR, 5/8	28	28
8	1-512-010007-11	NUT, HEX 5/8-11 GR2, ZP	28	28
9	9J168	L.H. FRONT BRKT. (S-TINE)	1	1
10	9J169	R.H. FRONT BRKT. (S-TINE) (NOT SHOWN)	1	1
11	9J165	L.H. REAR BRKT. (S-TINE)	1	1
12	9J166	R.H. REAR BRKT. (S-TINE) (NOT SHOWN)	1	1
13	9J155	STRAP	4	4
14	7D590	CLEVIS PIN (0.75 X 2.5)	4	4
15	1-861-010032-20	WASHER, FLAT, 3/4 N ZP/CD	16	16
16	101386	PIN, COTTER, 1/8 X 1	4	4
17	5C078	CLAMP STRAP	6	6
18	5D921	U-BOLT, 1/2-13 X 2-5/8 X 3-1/4	6	6
19	1-861-010034-13	WASHER, LKG HLCL SPR, 1/2	12	12
20	1-512-010007-09	NUT, HEX 1/2-13, ZP	12	12
21	5J609	S-TINE, 12mm x 32mm (AFTER 01/15/93)	18	24
21	1J887	S-TINE, 10mm X 32mm (BEFORE 01/15/93)	18	24
22	5J080	CLAMP (AFTER 01/15/93)	18	24
22	1J834	CLAMP (BEFORE 01/15/93)	18	24
23	1-654-010070-11	SCREW, RDHD, SQNK 1/2-13 X 3-1/2 (AFTER 01/15/93)	18	24
23	2J241	SCREW, 7/16-14NC X 3-1/2 RDHD SQNK (BEFORE 01/15/93)	18	24
24	1-512-010005-09	NUT, HEX, SLFLKG, 1/2-13 GRB (AFTER 01/15/93)	18	24
24	101988	NUT, HEX, SLF-LKG 7/16-14 GRB (BEFORE 01/15/93)	18	24
25	7D014	DUCKFOOT POINT	18	24
26	2J155	HEAVY DUTY REVERSIBLE POINT	18	24
27	7D728	CULTIVATOR BOLT, 3/8-16 X 1-3/4 (GR5, #8 HEAD)	18	24
28	5J616	FLANGE LOCK NUT 3/8-16	18	24
29	3J603	HYDRAULIC CYLINDER (3 X 8) (SEE PAGE 1-80)	2	2
29	7J237	RACHET JACK (WITH HANDLE) (INCL. ITEMS 30 AND 31) (OPTIONAL)	2	2
30	8D099	CLEVIS PIN (1.0 X 2.5)	4	4
31	6C468	COTTER PIN, 3/16 X 2, ZP	4	4
32	9J229	EYE BOLT (0.250-20 X 3.0)	2	2
33	1-861-010032-07	WASHER, FLAT 1/4 ZP	4	4
34	6J150	NUT FLANGE LOCK 1/4-20 GRF ZP	2	2
35	6J820	S-HOOK	2	2
36	8J675	EXTENSION SPRING	2	2

# Wing Tooth Control, C-Tooth

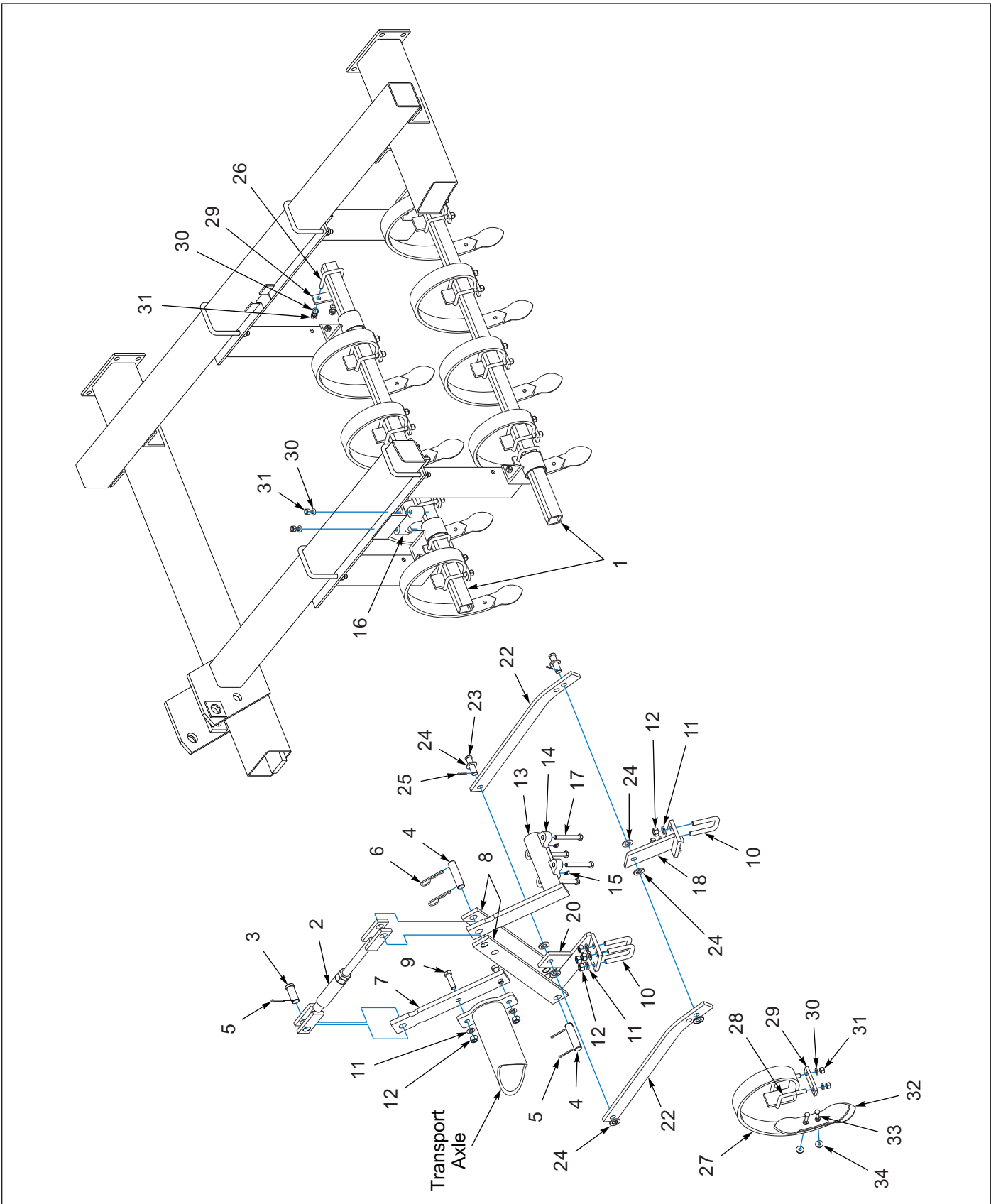


Figure 1-16: Wing Tooth Control, C-Tooth

## Wing Tooth Control, C-Tooth

ITEM	PART NUMBER	DESCRIPTION	QTY	
			WL2603	WL3003
		<b>MODELS</b>		
1	8J654	TUBE (56-1/4")	4	--
1	8J655	TUBE (68-1/2")	--	4
2	9J134	CONTROL LINK ASM (SEE PAGE 1-32)	2	2
3	5D012	CLEVIS PIN (1.0 X 2.25)	2	2
4	7J067	CLEVIS PIN (1.0 X 4.0 H2)	4	4
5	1-557-010362-51	PIN, COTTER 3/16 X 1-1/2	6	6
6	1D594	HAIR PIN COTTER .178 X 3-9/16	4	4
7	9J100	ARM	2	2
8	9J152	LINK (C-TOOTH)	4	4
9	1-654-010059-06	SCREW, HEX CAP 5/8-11 X 2-1/4, G5	4	4
10	2J094	U-BOLT, 5/8-11 X 3-3/8 X 2-5/8	6	6
11	1-861-010034-15	WASHER, LKG, HLCL SPR, 5/8	16	16
12	1-512-010007-11	NUT, HEX 5/8-11 GR2, ZP	16	16
13	9J131	WING ROCKSHAFT	2	2
14	4C789	BRG, TOP HALF W/ZERK	4	4
15	5210	ZERK FITING 1/4-28 X 45 SAE (AFTER 08/20/10)	4	4
15	3C491	GREASE FITTING (3/8 DRIVE X 65°) (BEFORE 08/20/10)	4	4
16	4C778	AXLE BEARING, BOTTOM	4	4
17	1-654-010055-13	SCREW, HEX CAP, 1/2-13UNC X 4, GR5	8	8
18	9J163	L.H. FRONT BRKT.	1	1
19	9J164	R.H. FRONT BRKT. (NOT SHOWN)	1	1
20	9J159	L.H. REAR BRKT.	1	1
21	9J160	R.H. REAR BRKT. (NOT SHOWN)	1	1
22	9J155	STRAP	4	4
23	7D590	CLEVIS PIN (0.75 X 2.5)	4	4
24	1-861-010032-20	WASHER, FLAT, 3/4 N ZP/CD	16	16
25	101386	PIN, COTTER, 1/8 X 1	4	4
26	5D921	U-BOLT, 1/2-13 X 2-5/8 X 3-1/4	6	6
27	9D662	SPRING TOOTH - REPLACES 5C004	18	24
28	8J172	TOOTH CLAMP	18	24
29	5C078	CLAMP STRAP	24	30
30	1-861-010034-13	WASHER, LKG HLCL SPR, 1/2	48	60
31	1-512-010007-09	NUT, HEX 1/2-13 ZP	48	60
32	4D386	REVERSIBLE POINT (DOES NOT INCLUDE HARDWARE)	1	1
33	2C628	PLOW BOLT 3/8-16 X 1-1/2 SQ NK	2	2
34	5J616	FLANGE LOCK NUT 3/8-16	2	2

# Wing Tooth Control, S-Tine

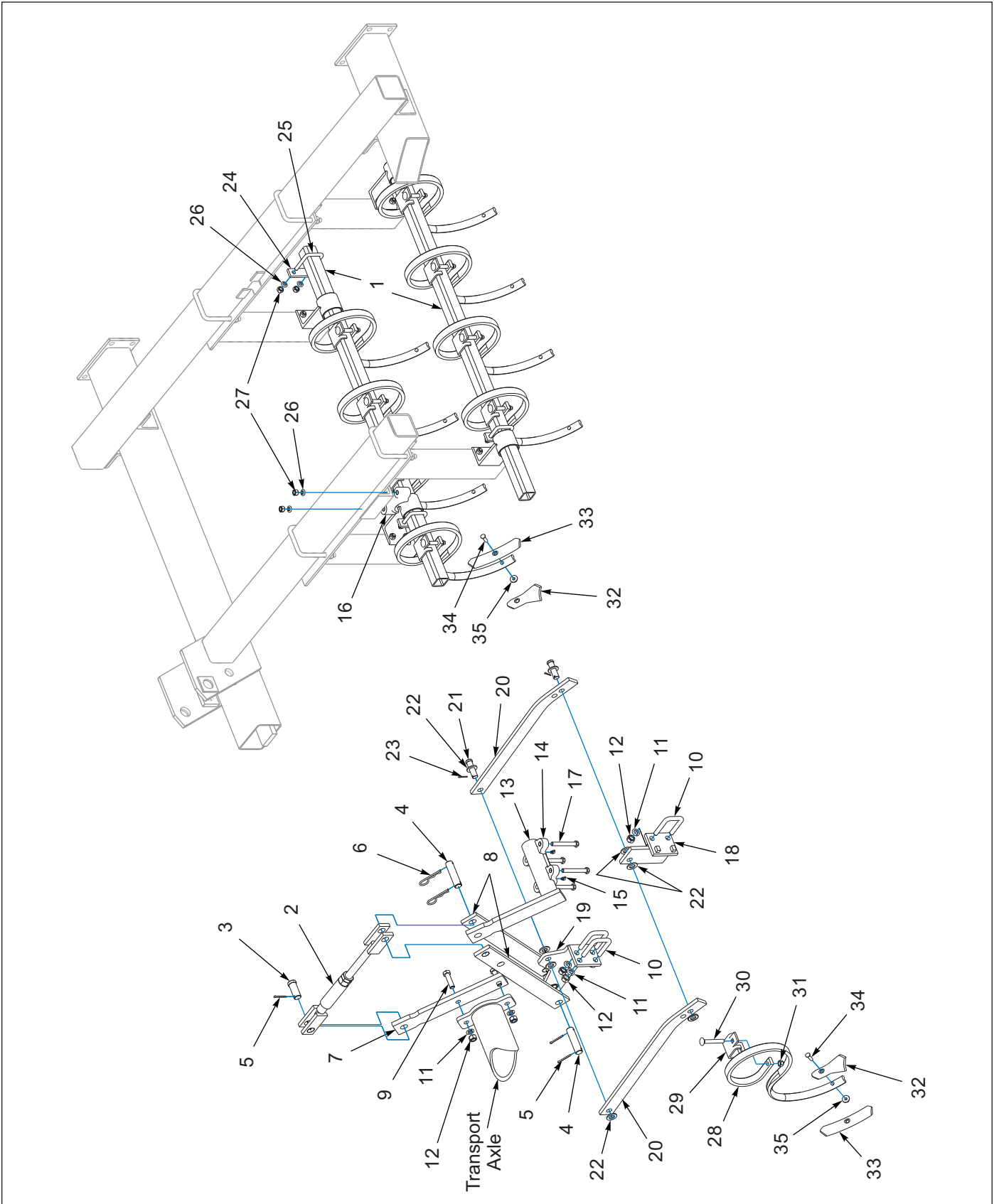


Figure 1-17: Wing Tooth Control, S-Tine

## Wing Tooth Control, S-Tine

ITEM	PART NUMBER	DESCRIPTION	QTY	
			WL2603	WL3003
		<b>MODELS</b>		
1	8J654	TUBE (56-1/4")	4	--
1	8J655	TUBE (68-1/2")	--	4
2	9J134	CONTROL LINK ASM (SEE PAGE 1-32)	2	2
3	5D012	CLEVIS PIN (1.0 X 2.25)	2	2
4	7J067	CLEVIS PIN (1.0 X 4.0 H2)	4	4
5	1-557-010362-51	PIN, COTTER 3/16 X 1-1/2	6	6
6	1D594	HAIR PIN COTTER .178 X 3-9/16	4	4
7	9J100	ARM	2	2
8	9J151	LINK (S-TINE)	4	4
9	1-654-010059-06	SCREW, HEX CAP 5/8-11 X 2-1/4 G5	4	4
10	2J094	U-BOLT, 5/8-11 X 3-3/8 X 2-5/8	6	6
11	1-861-010034-15	WASHER, LKG, HLCL SPR, 5/8	16	16
12	1-512-010007-11	NUT, HEX 5/8-11 GR2 ZP	16	16
13	9J131	WING ROCKSHAFT	2	2
14	3P228	BRG, TOP HALF W/ZERK	4	4
15	5210	ZERK FITTING 1/4-28 X 45 SAE	1	1
15	3C491	GREASE FITTING (3/8 DRIVE X 65°)	1	1
16	4C778	AXLE BEARING, BOTTOM	4	4
17	1-654-010055-13	SCREW, HEX CAP, 1/2-13UNC X 4 GR5	8	8
18	9J168	L.H. FRONT BRKT	1	1
18	9J169	R.H. FRONT BRKT (NOT SHOWN)	1	1
19	9J165	L.H. REAR BRKT	1	1
19	9J166	R.H. REAR BRKT (NOT SHOWN)	1	1
20	9J155	STRAP	4	4
21	7D590	CLEVIS PIN (0.75 X 2.5)	4	4
22	1-861-010032-20	WASHER, FLAT, 3/4 N ZP/CD	16	16
23	101386	PIN, COTTER, 1/8 X 1	4	4
24	5C078	CLAMP STRAP	6	6
25	5D921	U-BOLT 1/2-13 X 3-1/4 X 2-5/8	6	6
26	1-861-010034-13	WASHER, LKG HLCL SPR, 1/2	12	12
27	1-512-010007-09	NUT, HEX 1/2-13 ZP	12	12
28	5J609	S-TINE, 12mm x 32mm (AFTER 01/15/93)	1	1
28	1J887	S-TINE, 10mm x 32mm (BEFORE 01/15/93)	1	1
29	5J080	CLAMP (AFTER 01/15/93)	1	1
29	1J834	CLAMP (BEFORE 01/15/93)	1	1
30	1-654-010070-11	SCREW, RDHD, SQNK 1/2-13 X 3-1/2 (AFTER 01/15/93)	1	1
30	2J241	SCREW, 7/16-14NC X 3-1/2 RDHD SQNK (BEFORE 01/15/93)	1	1
31	1-512-010005-09	NUT, HEX, SLFLKG 1/2-13 GRB (AFTER 01/15/93)	1	1
31	101988	NUT, HEXSLF-LKG 7/16-14 GRB (BEFORE 01/15/93)	1	1
32	7D014	DUCKFOOT POINT	1	1
33	2J155	HEAVY DUTY REVERSIBLE POINT	1	1
34	7D728	CULTIVATOR BOLT, 3/8-16 X 1-3/4 (GR5, #8 HEAD)	1	1
35	5J616	FLANGE LOCK NUT, 3/8-16	1	1

## Control Link Assembly

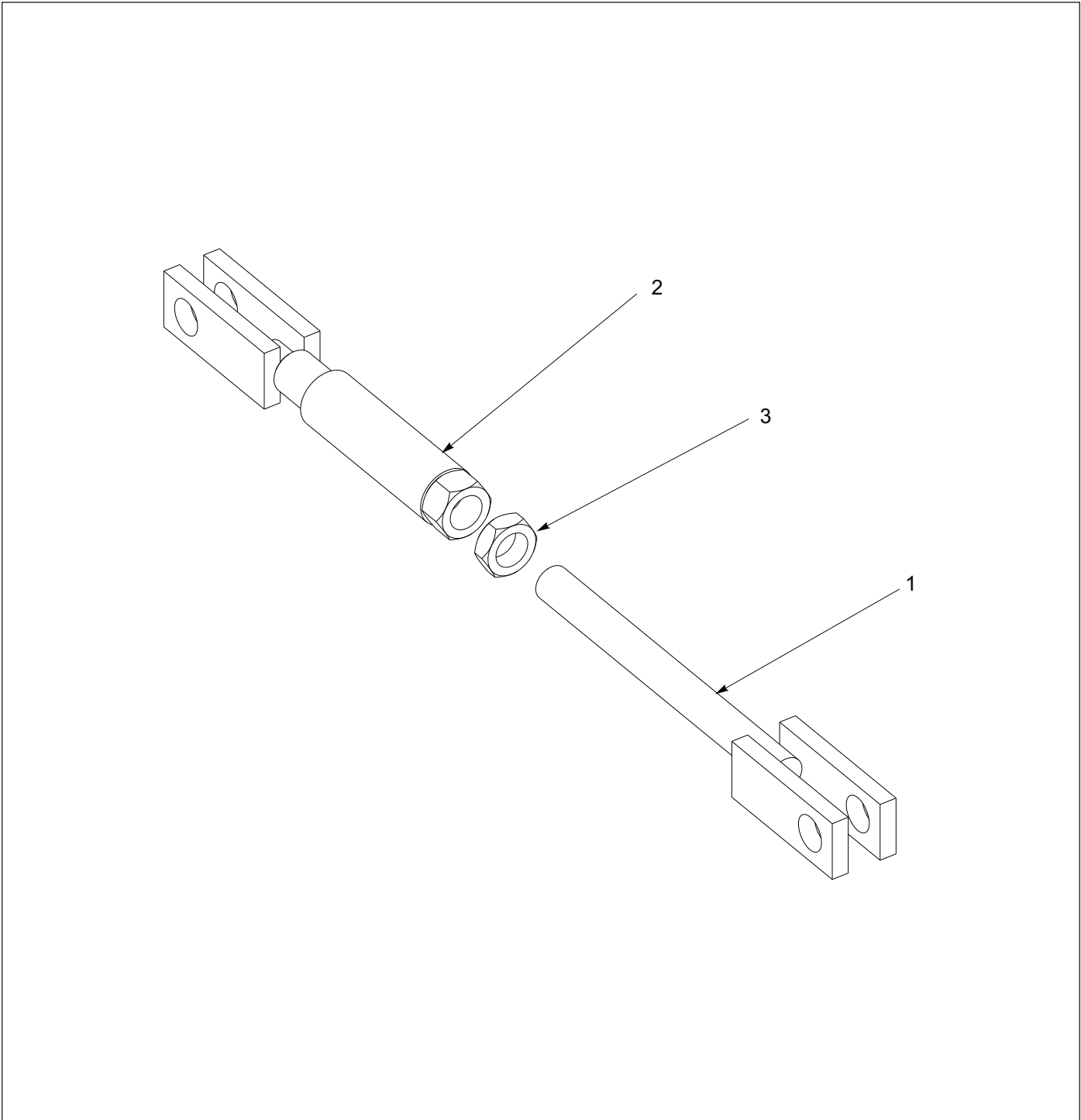


Figure 1-18: Control Link Assembly

## Control Link Assembly

ITEM	PART NUMBER	DESCRIPTION	QTY
	9J134	CONTROL LINK ASM	1
1	9J133	SCREW WELDMENT	2
2	8J644	SWIVEL YOKE	2
3	163111	NUT 1-8 HEX JAM	2





# Hinge and Center Roller

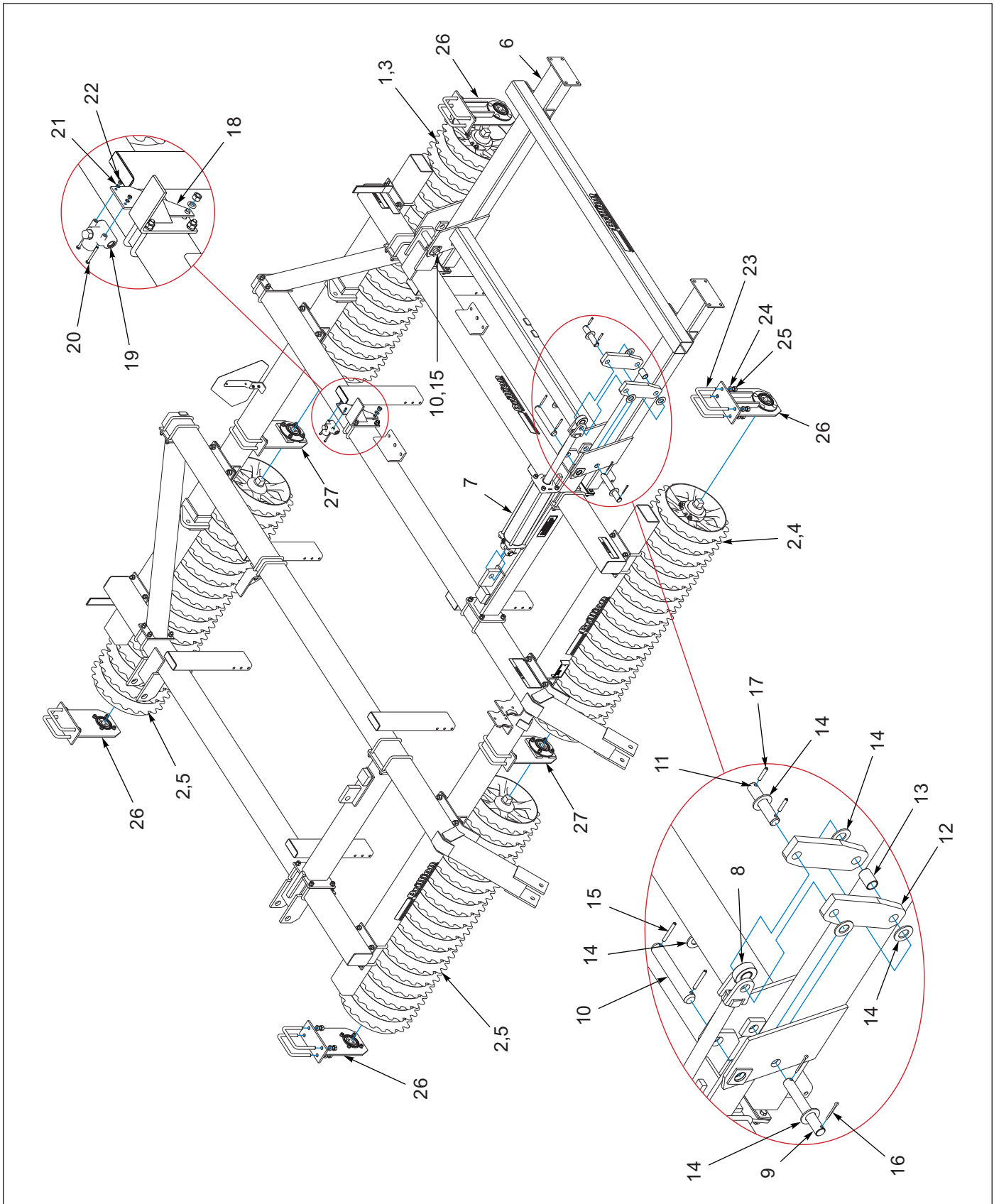


Figure 1-19: Hinge and Center Roller

## Hinge and Center Roller

ITEM	PART NUMBER	DESCRIPTION	QTY
1	9J522	76" WHEEL & AXLE ASM (NOTCHED) (SEE PAGE 1-43)	1
1	168371	76" WHEEL & AXLE ASM REPL STUB (ALLOWS FOR STUB REPLACEMENT) (SEE PAGE 1-44)	1
2	9J523	72" WHEEL & AXLE ASM (NOTCHED) (SEE PAGE 1-43)	3
2	168372	72" WHEEL & AXLE ASM REPL STUB (ALLOWS FOR STUB REPLACEMENT) (SEE PAGE 1-44)	3
3	9J830	76" L.H. WHEEL & AXLE ASM (CROWFOOT) (SEE PAGE 1-45)	1
3	168367	76" WHEEL & AXLE ASM LH DC REPL STUB (ALLOWS FOR STUB REPLACEMENT) (SEE PAGE 1-46)	1
4	9J832	72" L.H. WHEEL & AXLE ASM (CROWFOOT) (SEE PAGE 1-45)	1
4	168365	72" WHEEL & AXLE ASM LH DC REPL STUB (ALLOWS FOR STUB REPLACEMENT) (SEE PAGE 1-46)	1
5	9J833	72" R.H. WHEEL & AXLE ASM (SEE PAGE 1-45)	2
5	168366	72" WHEEL & AXLE ASM RH DC REPL STUB (ALLOWS FOR STUB REPLACEMENT) (SEE PAGE 1-46)	2
6	8J614	WING	2
7	3J818	HYD CYLINDER - 4-1/2 X 16 (SEE PAGE 1-78)	2
8	8J810	ROLLER ASSEMBLY	2
9	3J496	PIN (1.25 X 8.75 H2)	2
10	8J652	PIN (1.5 X 9.25 H2)	4
11	5J536	PIN (1.25 X 6.313 H2)	2
12	8J637	LIFT LINK	4
13	2K638	SPACER (1.26 X 1.5 X 2.125)	2
14	116100	WASHER, 1-1/4 NAR FL ZP/CD	12
15	1-647-010004259	SPRING PIN, SLOTTED 3/8 X 3	8
16	1-557-010362-63	PIN, COTTER 1/4 X 2, ZP	4
17	1-647-010004255	PIN, SPRING, SLTD 3/8 X 2	4
18	9J187	BRACKET	1
19	8J650	RELIEF VALVE	1
20	1-654-010047-12	SCREW, HEX 1/4-20UNC X 2-1/2	2
21	1-861-010034-09	WASHER, LKG HLCL SPR, 1/4	2
22	1-512-010007-05	NUT, HEX 1/4-20	2
23	3J450	U-BOLT 3/4-10 X 6 X 4	12
24	1-861-010034-17	WASHER, LKG, HLCL SPR, 3/4	24
25	1-512-010007-12	NUT, HEX 3/4-10 GR2, ZP	24
26	9J560	END BRACKET ASSEMBLY (SEE PAGE 1-41)	4
27	9J883	CENTER BRACKET ASSEMBLY (SEE PAGE 1-40)	2

Wing Frame - WL2603

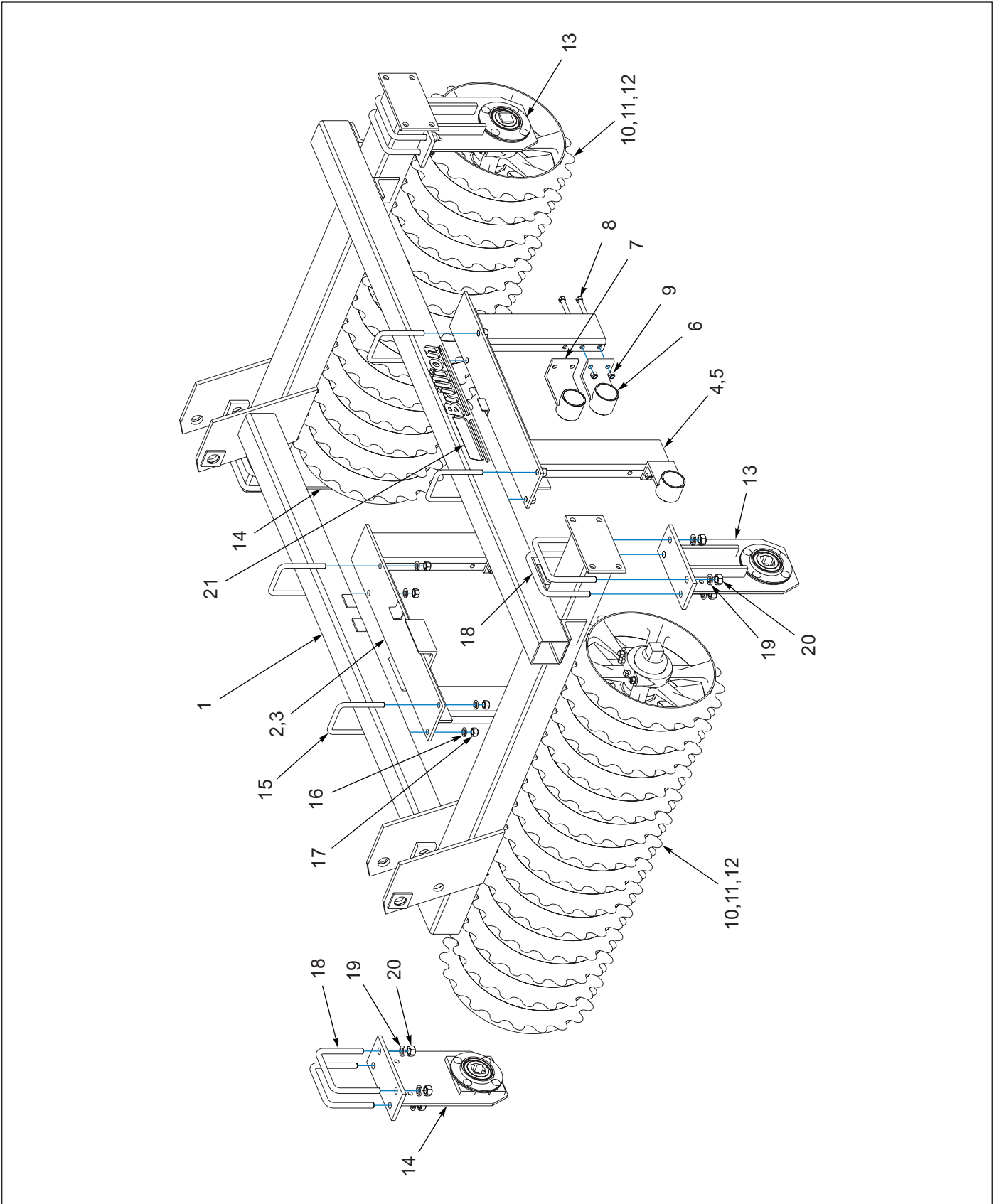


Figure 1-20: Wing Frame - WL2603

## Wing Frame - WL2603

ITEM	PART NUMBER	DESCRIPTION	QTY
1	8J614	WING	2
2	9J139	L.H. INNER WING BRKT	1
3	9J140	R.H. INNER WING BRKT <b>(NOT SHOWN)</b>	1
4	9J141	L.H. OUTER WING BRKT	1
5	9J142	R.H. OUTER WING BRKT <b>(NOT SHOWN)</b>	1
6	9J090	BRACKET, C-TOOTH	8
7	9J091	BRACKET, S-TINE	8
8	1-654-010055-17	SCREW, HEX CAP, 1/2-13UNC X 6, GR5	16
9	1-512-010005-09	NUT, HEX, SLFLKG, 1/2-13 GRB	16
10	1K029	56" WHEEL & AXLE ASM <b>(NOTCHED) (SEE PAGE 1-43)</b>	4
10	168373	56" WHEEL & AXLE ASM REPL STUB <b>(NOTCHED)</b> <b>(ALLOWS FOR STUB REPLACEMENT) (SEE PAGE 1-44)</b>	4
11	1K074	56" L.H. WHEEL AND AXLE ASM <b>(CROWFOOT) (SEE PAGE 1-45)</b>	2
11	168369	56" WHEEL & AXLE ASM LH DC REPL STUB <b>(CROWFOOT)</b> <b>(ALLOWS FOR STUB REPLACEMENT) (SEE PAGE 1-46)</b>	2
12	1K075	56" R.H. WHEEL AND AXLE ASM <b>(CROWFOOT) (SEE PAGE 1-45)</b>	2
12	168370	56" WHEEL & AXLE ASM RH DC REPL STUB <b>(CROWFOOT)</b> <b>(ALLOWS FOR STUB REPLACEMENT) (SEE PAGE 1-46)</b>	2
13	9J560	END BRACKET ASSEMBLY <b>(SEE PAGE 1-41)</b>	4
14	9J885	WING END BRACKET ASM <b>(SEE PAGE 1-42)</b>	4
15	9D989	U-BOLT 5/8-11 X 5-5/8 X 4-11/16	8
16	1-861-010034-15	WASHER, LKG, HLCL SPR, 5/8	16
17	1-512-010007-11	NUT, HEX 5/8-11 GR2, ZP	16
18	3J450	U-BOLT 3/4-10 X 6 X 4	16
19	1-861-010034-17	WASHER, LKG, HLCL SPR, 3/4	32
20	1-512-010007-12	NUT, HEX 3/4-10 GR2, ZP	32
21	4K036	DECAL-BRILLION <b>(2 3/4 X 20)</b>	2

Wing Frame - WL3003

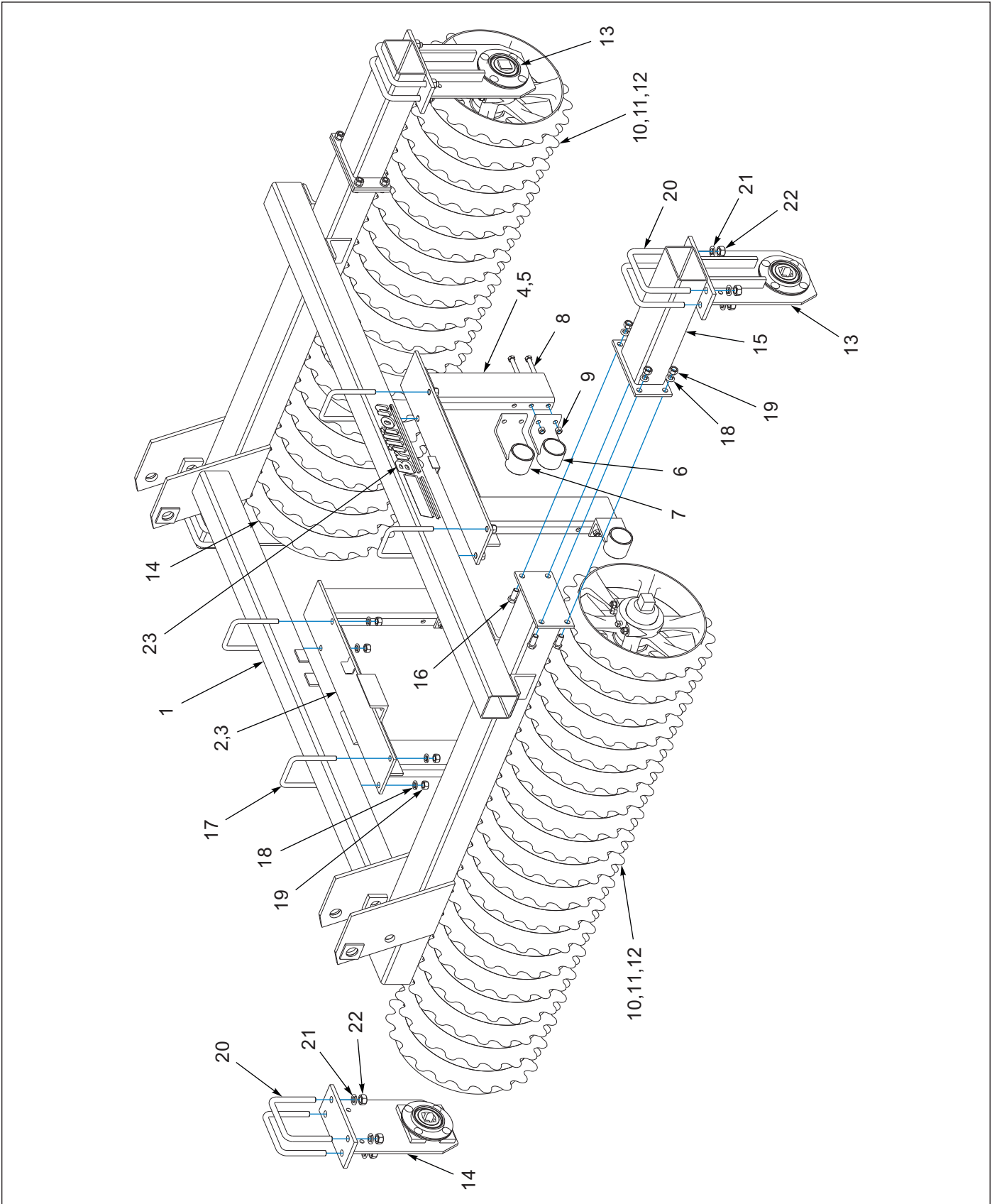


Figure 1-21: Wing Frame - WL3003

## Wing Frame - WL3003

ITEM	PART NUMBER	DESCRIPTION	QTY
1	8J614	WING	2
2	9J139	L.H. INNER WING BRKT	1
3	9J140	R.H. INNER WING BRKT <b>(NOT SHOWN)</b>	1
4	9J141	L.H. OUTER WING BRKT	1
5	9J142	R.H. OUTER WING BRKT <b>(NOT SHOWN)</b>	1
6	9J090	BRACKET, C-TOOTH	8
7	9J091	BRACKET, S-TINE	8
8	1-654-010055-17	SCREW, HEX CAP, 1/2-13UNC X 6, GR5	16
9	1-512-010005-09	NUT, HEX, SLFLKG, 1/2-13, GRB	16
10	9J522	76" WHEEL & AXLE ASM <b>(NOTCHED) (SEE PAGE 1-43)</b>	4
10	168371	76" WHEEL & AXLE ASM, REPL STUB <b>(NOTCHED)</b> <b>(ALLOWS FOR STUB REPLACEMENT) (SEE PAGE 1-44)</b>	4
11	9J830	76" L.H. WHEEL & AXLE ASM <b>(CROWFOOT) (SEE PAGE 1-45)</b>	2
11	168367	76" WHEEL & AXLE ASM LH DC REPL STUB <b>(CROWFOOT)</b> <b>(ALLOWS FOR STUB REPLACEMENT) (SEE PAGE 1-46)</b>	2
12	9J831	76" R.H. WHEEL & AXLE ASM <b>(CROWFOOT) (SEE PAGE 1-45)</b>	2
12	168368	76" WHEEL & AXLE ASM RH DC REPL STUB <b>(CROWFOOT)</b> <b>(ALLOWS FOR STUB REPLACEMENT) (SEE PAGE 1-46)</b>	2
13	9J560	END BRACKET ASSEMBLY <b>(SEE PAGE 1-41)</b>	4
14	9J885	WING END BRACKET ASSEMBLY <b>(SEE PAGE 1-42)</b>	4
15	8J630	WING EXTENSION	4
16	1-654-010059-04	SCREW, 5/8-11UNC X 1-3/4 HXCP, G5	16
17	9D989	U-BOLT, 5/8-11 X 5-5/8 X 4-11/16	8
18	1-861-010034-15	WASHER, LKG,HLCL SPR, 5/8	32
19	1-512-010007-11	NUT, HEX 5/8-11 GR2, ZP	32
20	3J450	U-BOLT 3/4-10 X 6 X 4	16
21	1-861-010034-17	WASHER, LKG, HLCL SPR, 3/4	32
22	1-512-010007-12	NUT, HEX 3/4-10 GR2, ZP	32
23	4K036	DECAL-BRILLION <b>(2 3/4 X 20)</b>	2

# Center Bracket Assembly

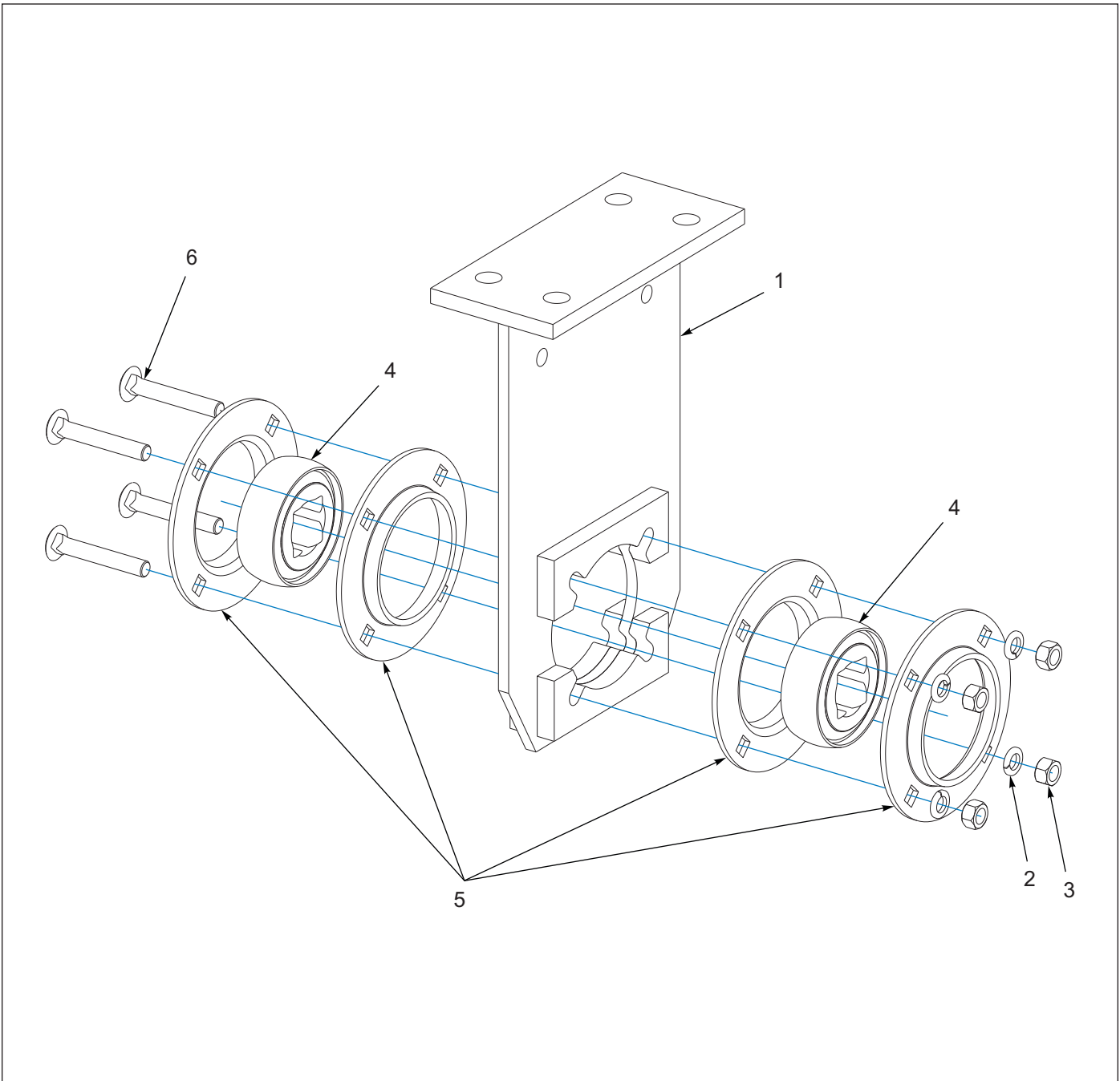


Figure 1-22: Center Bracket Assembly

## Center Bracket Assembly

ITEM	PART NUMBER	DESCRIPTION	QTY
	9J883	CENTER BRACKET ASSEMBLY	1
1	9J882	CENTER BRACKET	1
2	1-861-010034-13	WASHER, LKG HLCL SPR, 1/2	4
3	1-512-010007-09	NUT, HEX 1/2-13, ZP	4
4	3J131	BEARING (1-1/2" SQUARE)	2
5	3K045	BEARING FLANGE ZINC PLATED	4
6	9J570	CARRIAGE BOLT (1/2-13 X 3-1/4 GR5, ZP)	4



## End Bracket Assembly

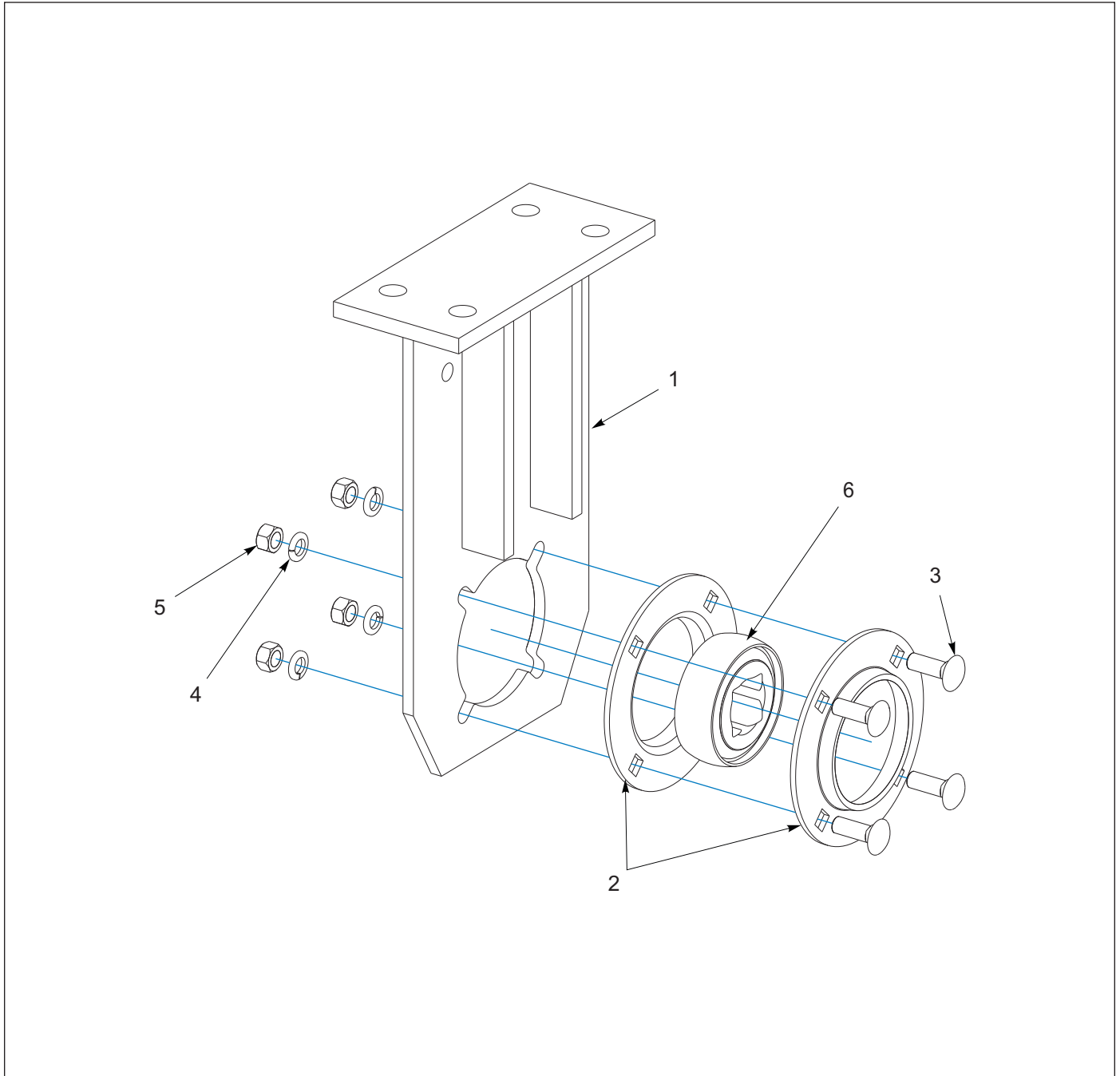


Figure 1-23: End Bracket Assembly

## End Bracket Assembly

ITEM	PART NUMBER	DESCRIPTION	QTY
	9J560	END BRACKET ASM	1
1	9J561	END BRACKET	1
2	3K045	BEARING FLANGE ZINC PLATED	2
3	1-654-010070-03	SCREW RDHD SQNK1/2-13 X 1-1/2	4
4	1-861-010034-13	WASHER, LKG HLCL SPR, 1/2	4
5	1-512-010007-09	NUT, HEX 1/2-13, ZP	4
6	3J131	BEARING (1-1/2 SQUARE)	1

## End Bracket Assembly, Wing

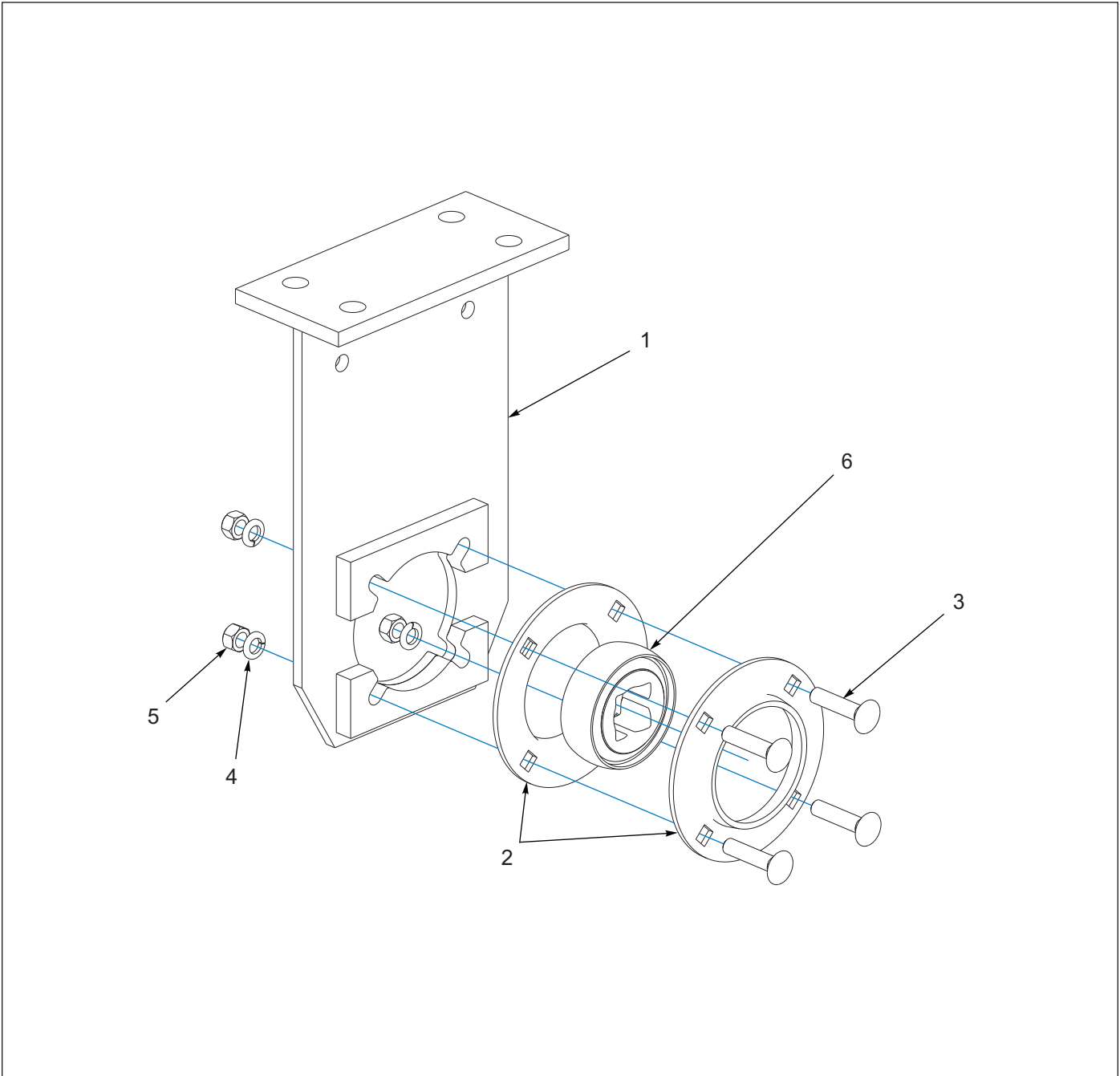


Figure 1-24: End Bracket Assembly, Wing

## End Bracket Assembly, Wing

ITEM	PART NUMBER	DESCRIPTION	QTY
	9J885	WING END BRACKET ASM	1
1	9J884	WING END BRACKET	1
2	3K045	BEARING FLANGE ZINC PLATED	2
3	9J852	CARRIAGE BOLT 1/2-13 X 2-1/4 GR5, ZP	4
4	1-861-010034-13	WASHER, LKG HLCL SPR, 1/2	4
5	1-512-010007-09	NUT, HEX 1/2-13, ZP	4
6	3J131	BEARING (1-1/2 SQUARE)	1

# Notched Wheel and Axle Assembly

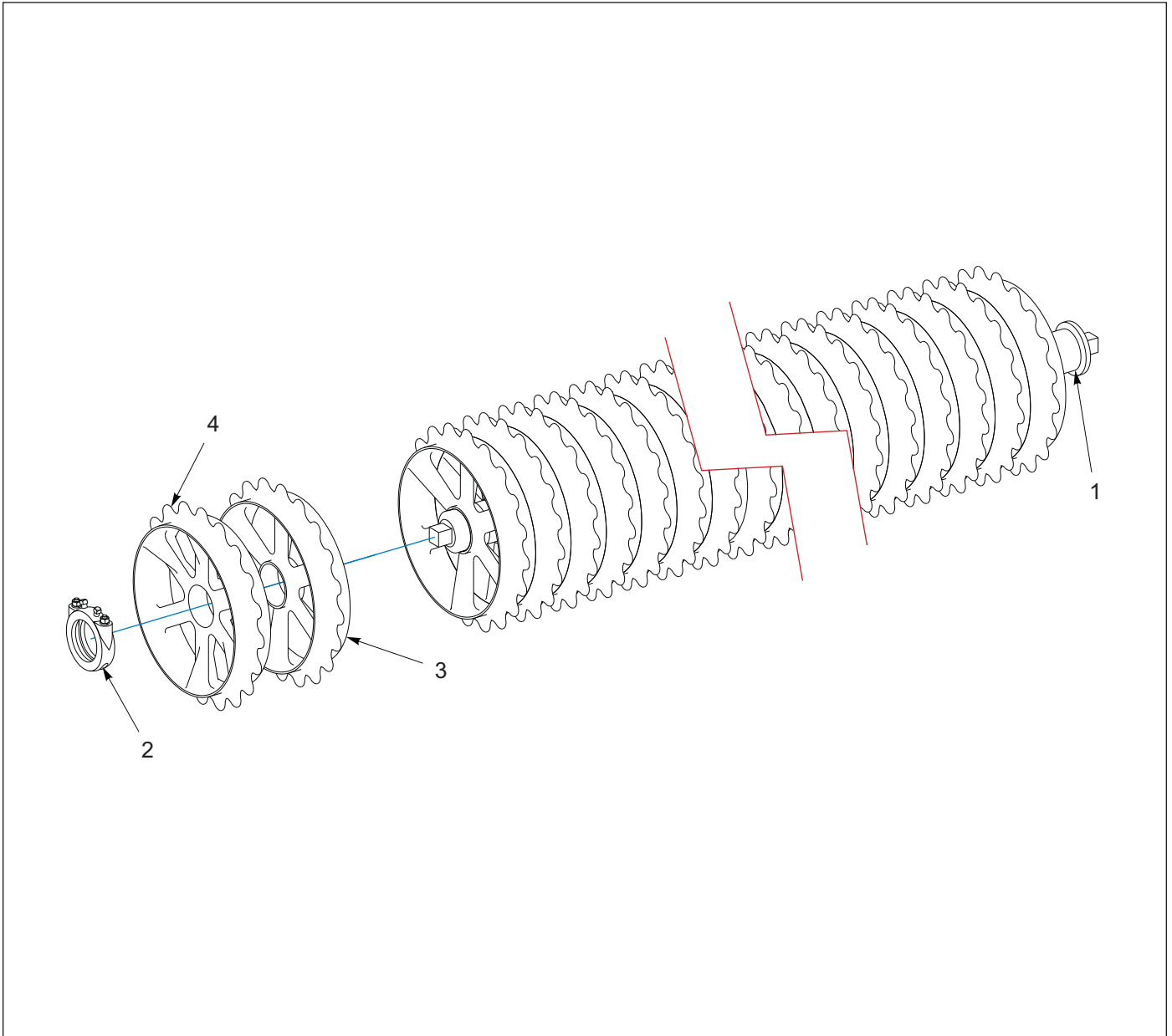


Figure 1-25: Notched Wheel and Axle Assembly

## Notched Wheel and Axle Assembly

ITEM	PART NUMBER	DESCRIPTION	QTY		
			56"	72"	76"
	1K029	56" WHEEL & AXLE ASM	1	--	--
	9J523	72" WHEEL & AXLE ASM	--	1	--
	9J522	76" WHEEL & AXLE ASM	--	--	1
1	1K028	PIPE AXLE ASSEMBLY - 56" (SEE PAGE 1-48)	1	--	--
1	9J516	PIPE AXLE ASSEMBLY - 72" (SEE PAGE 1-48)	--	1	--
1	9J515	PIPE AXLE ASSEMBLY - 76" (SEE PAGE 1-48)	--	--	1
2	5J375	AXLE CLAMP ASM (SEE PAGE 1-47)	1	1	1
3	8J001	20" DUCTILE NOTCHED	12	16	17
4	9J500	CASTING 20"DUCTILE END WHEEL	2	2	2

## Notched Wheel and Axle Assembly with Replaceable Stub

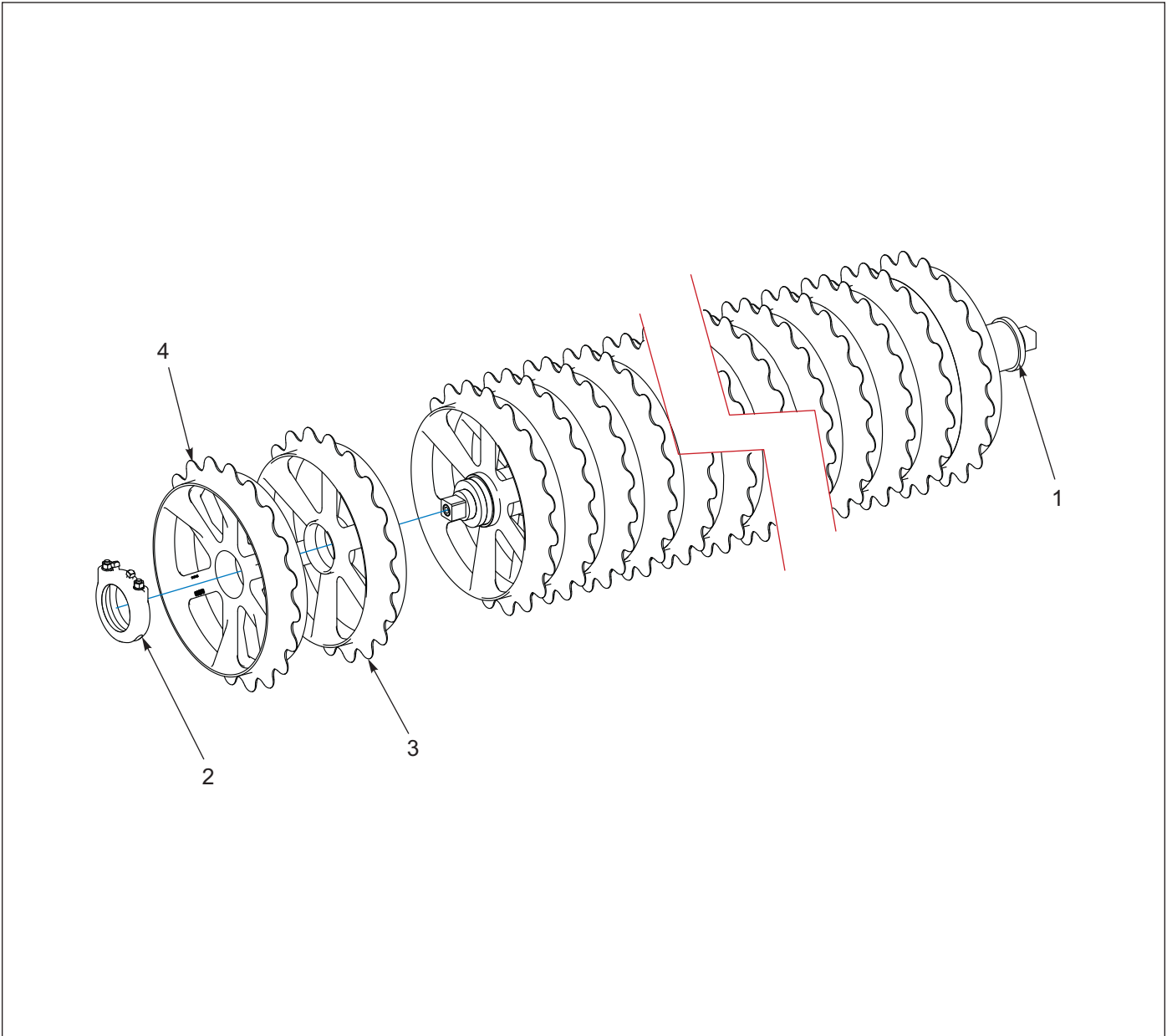


Figure 1-26: Notched Wheel and Axle Assembly with Replaceable Stub

## Notched Wheel and Axle Assembly with Replaceable Stub

ITEM	PART NUMBER	DESCRIPTION	QTY		
			56"	72"	76"
	168373	56" WHEEL & AXLE ASM REPL STUB	1	--	--
	168372	72" WHEEL & AXLE ASM REPL STUB	--	1	--
	168371	76" WHEEL & AXLE ASM REPL STUB	--	--	1
1	6K171	PIPE AXLE ASSEMBLY - 56" (SEE PAGE 1-48)	1	--	--
1	6K170	PIPE AXLE ASSEMBLY - 72" (SEE PAGE 1-48)	--	1	--
1	6K169	PIPE AXLE ASSEMBLY - 76" (SEE PAGE 1-48)	--	--	1
2	5J375	AXLE CLAMP ASM (SEE PAGE 1-47)	1	1	1
3	8J001	20" DUCTILE NOTCHED	12	16	17
4	9J500	CASTING 20" DUCTILE END WHEEL	2	2	2

## Crowfoot Wheel and Axle Assembly

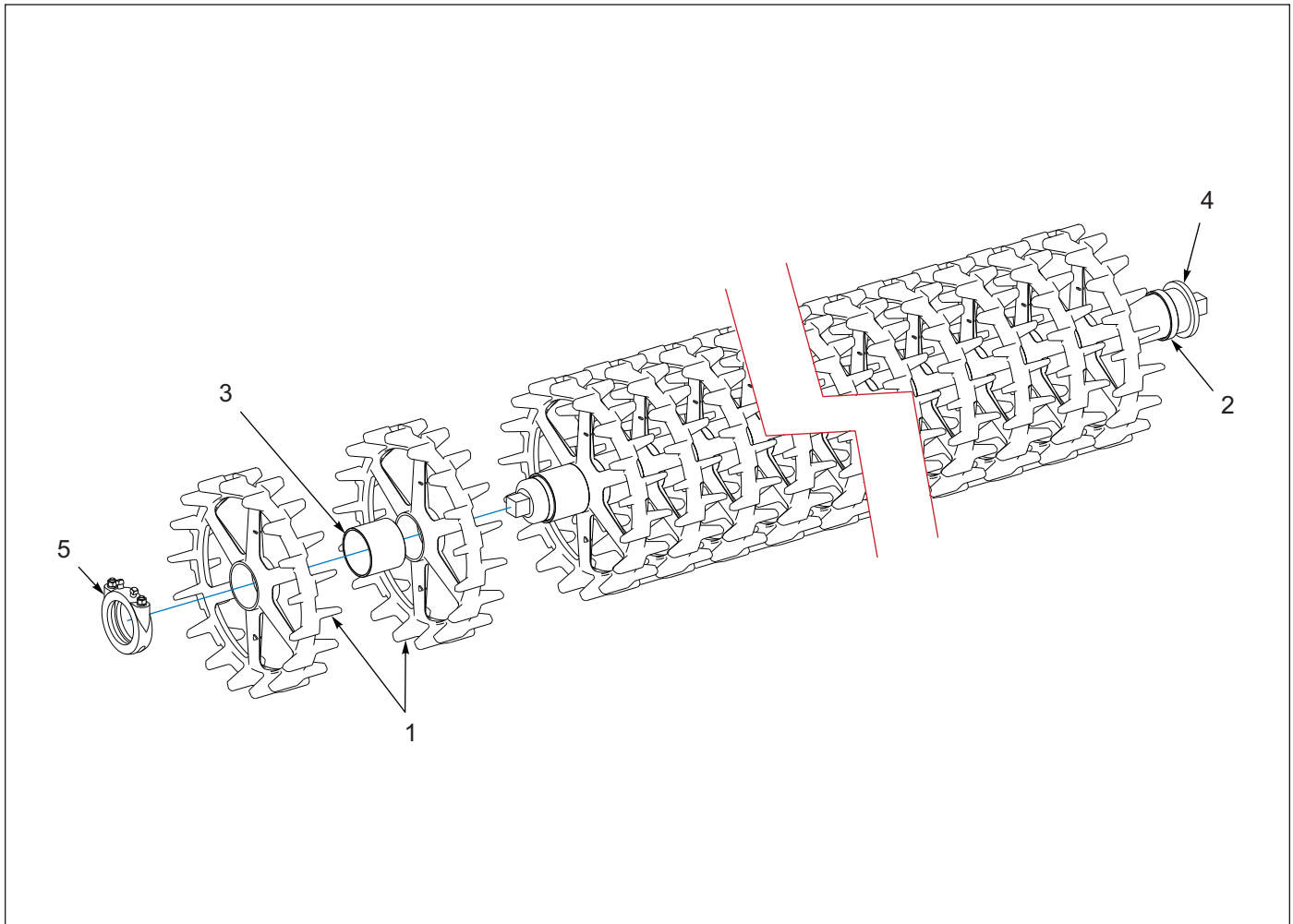


Figure 1-27: Crowfoot Wheel and Axle Assembly

## Crowfoot Wheel and Axle Assembly

ITEM	PART NUMBER	DESCRIPTION	QTY		
			56"	72"	76"
	1K074	56" L.H. WHEEL AND AXLE ASM	1	--	--
	1K075	56" R.H. WHEEL AND AXLE ASM	1	--	--
	9J832	72" L.H. WHEEL AND AXLE ASM	--	1	--
	9J833	72" R.H. WHEEL AND AXLE ASM	--	1	--
	9J830	76" L.H. WHEEL AND AXLE ASM	--	--	1
	9J831	76" R.H. WHEEL AND AXLE ASM	--	--	1
1	9J811	CASTING 20" DUCTILE CROWFOOT	9	12	13
2	9J818	SPACER (3/4" LONG)	1	1	--
2	9J277	SPACER RING (11 GA THICK)	--	--	1
3	9J819	SPACER (3-9/16" LONG)	--	--	12
3	9J820	SPACER (3-11/16" LONG)	--	11	--
3	9J821	SPACER (3-13/16" LONG)	8	--	--
4	1K028	PIPE AXLE ASSEMBLY - 56" (SEE PAGE 1-48)	1	--	--
4	9J516	PIPE AXLE ASSEMBLY - 72" (SEE PAGE 1-48)	--	1	--
4	9J515	PIPE AXLE ASSEMBLY - 76" (SEE PAGE 1-48)	--	--	1
5	5J375	AXLE CLAMP ASM (SEE PAGE 1-47)	1	1	1

## Crowfoot Wheel and Axle Assembly with Replaceable Stub

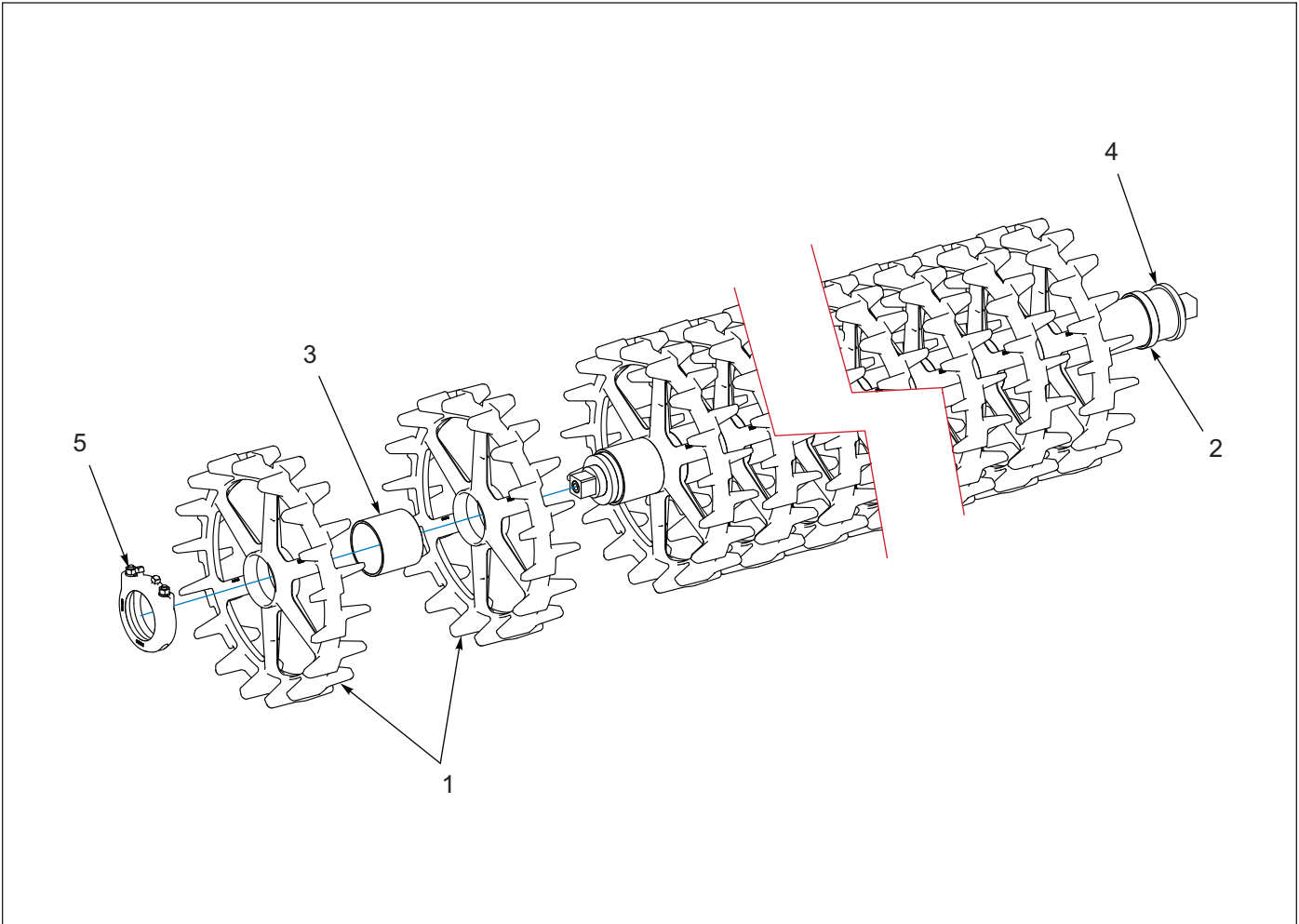
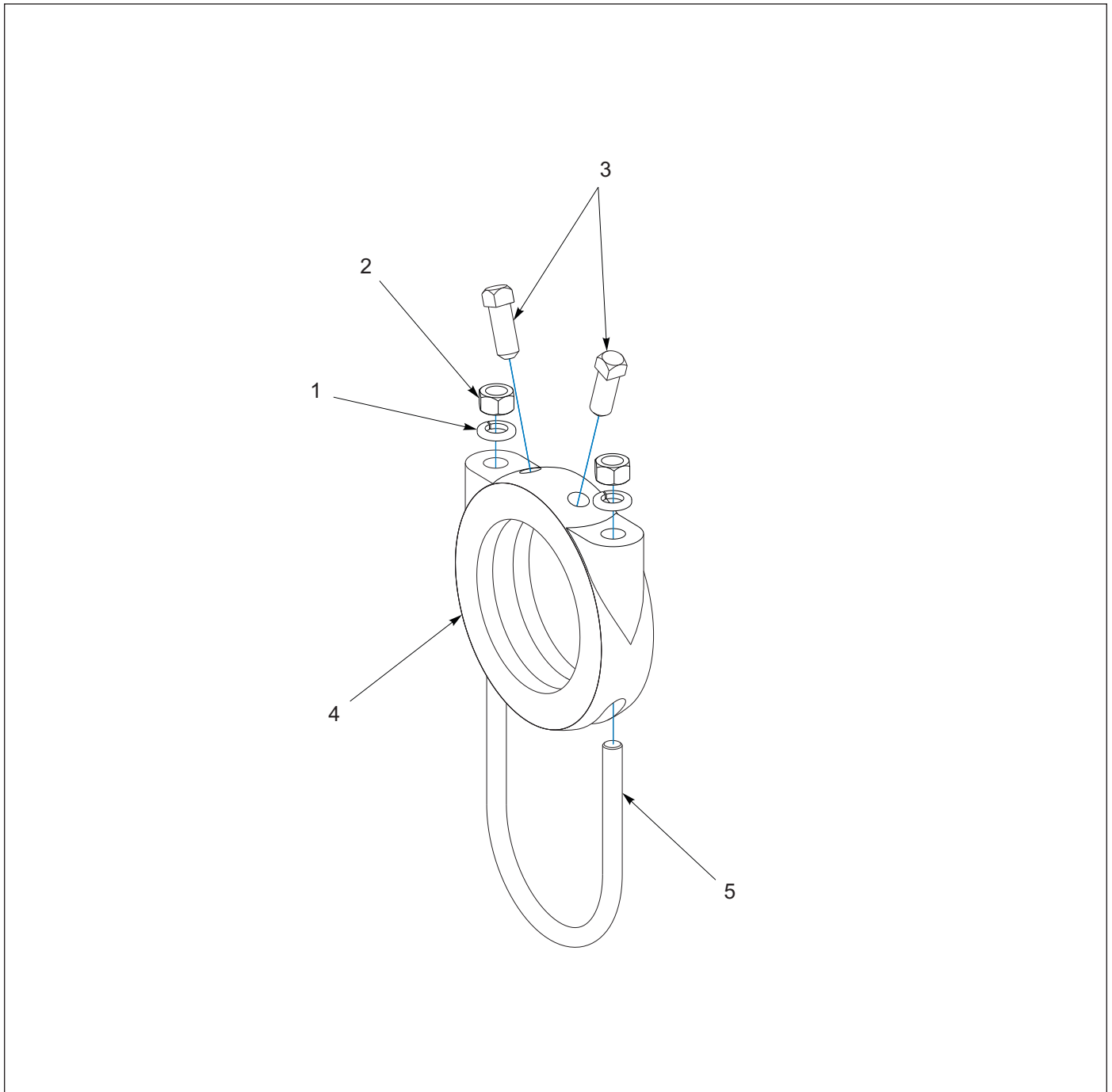


Figure 1-28: Crowfoot Wheel and Axle Assembly with Replaceable Stub

## Crowfoot Wheel and Axle Assembly with Replaceable Stub

ITEM	PART NUMBER	DESCRIPTION	QTY		
			56"	72"	76"
	168369	56" WHEEL & AXLE ASM LH DC REPL STUB	1	--	--
	168370	56" WHEEL & AXLE ASM RH DC REPL STUB	1	--	--
	168365	72" WHEEL & AXLE ASM LH DC REPL STUB	--	1	--
	168366	72" WHEEL & AXLE ASM RH DC REPL STUB	--	1	--
	168367	76" WHEEL & AXLE ASM LH DC REPL STUB	--	--	1
	168368	76" WHEEL & AXLE ASM RH DC REPL STUB	--	--	1
1	9J811	CASTING 20"DUCTILE CROWFOOT	9	12	13
2	9J818	SPACER (3/4" LONG)	1	1	--
2	9J277	SPACER RING (11 GA THICK)	--	--	1
3	9J819	SPACER (3-9/16" LONG)	--	--	12
3	9J820	SPACER (3-11/16" LONG)	--	11	--
3	9J821	SPACER (3-13/16" LONG)	8	--	--
4	6K171	PIPE AXLE ASSEMBLY - 56" (SEE PAGE 1-49)	1	--	--
4	6K170	PIPE AXLE ASSEMBLY - 72" (SEE PAGE 1-49)	--	1	--
4	6K169	PIPE AXLE ASSEMBLY - 76" (SEE PAGE 1-49)	--	--	1
5	5J375	AXLE CLAMP ASM (SEE PAGE 1-47)	1	1	1

## Axle Clamp Assembly



**Figure 1-29: Axle Clamp Assembly**

## Axle Clamp Assembly

ITEM	PART NUMBER	DESCRIPTION	QTY
	5J375	AXLE CLAMP ASM	1
1	1-861-010034-13	WASHER, LKG HLCL SPR, 1/2	2
2	1-512-010007-09	NUT, HEX 1/2-13 ZP	2
3	1-654-010080-2	SCREW, SET 1/2 X 1-1/4 SQHD CP PT	2
4	9C031	AXLE CLAMP	1
5	9D673	U-BOLT 1/2-13 X 3-1/4 X 4-9/16	1

# Pipe Axle Assembly

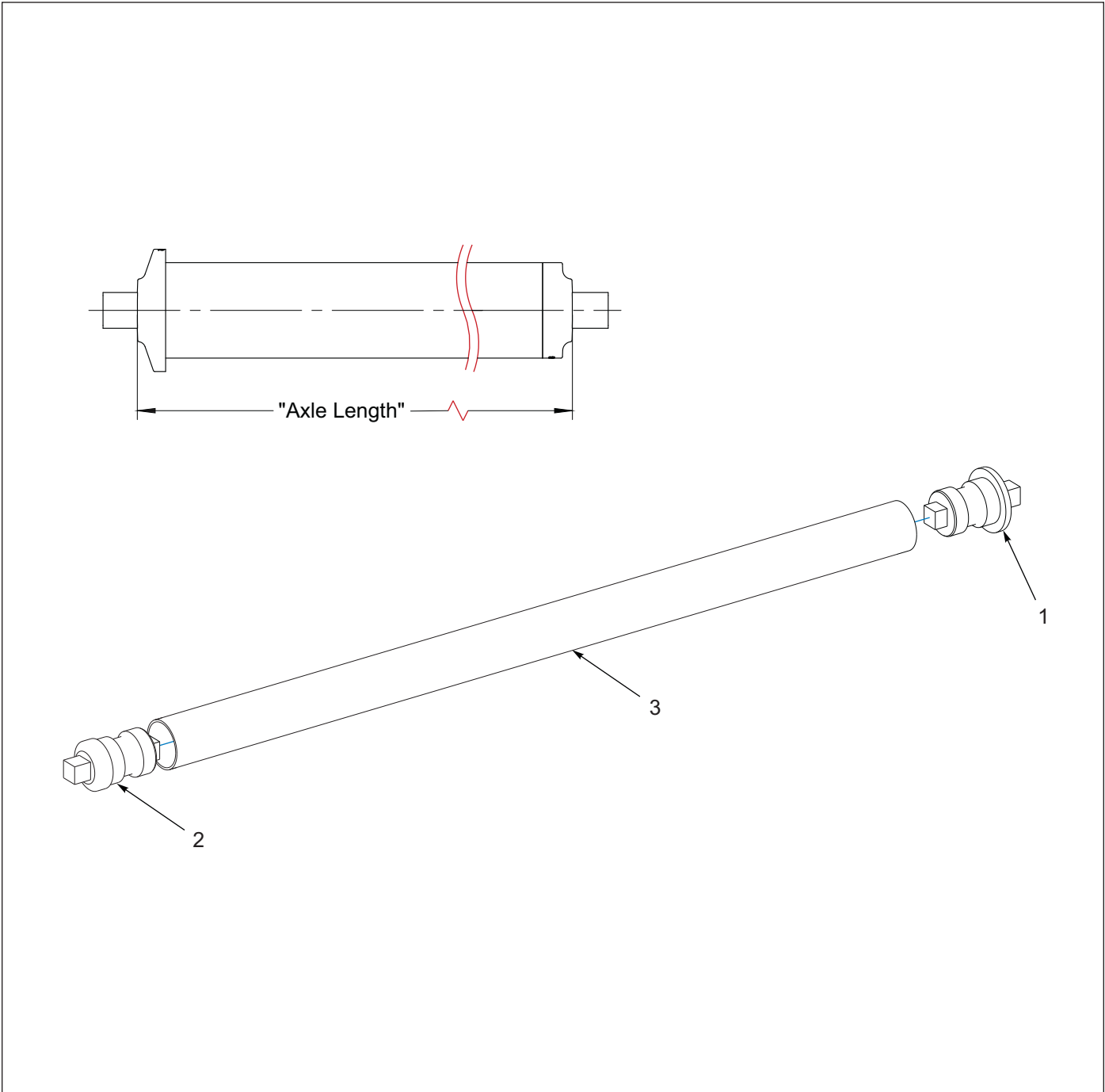


Figure 1-30: Pipe Axle Assembly

# Pipe Axle Assembly

ITEM	PART NUMBER	DESCRIPTION	QTY
	9J515	PIPE AXLE ASSEMBLY - 76"	1
	9J516	PIPE AXLE ASSEMBLY- 72"	1
	1K028	PIPE AXLE ASSEMBLY - 56"	1
1	9J502	STUB SHAFT MOUNTING	1
2	9J503	STUB SHAFT MOUNTING	1
3	-----	(NOT SOLD SEPERATELY, ORDER ASSEMBLY TO REPLACE)	1



### Pipe Axle Assembly with Replaceable Stub

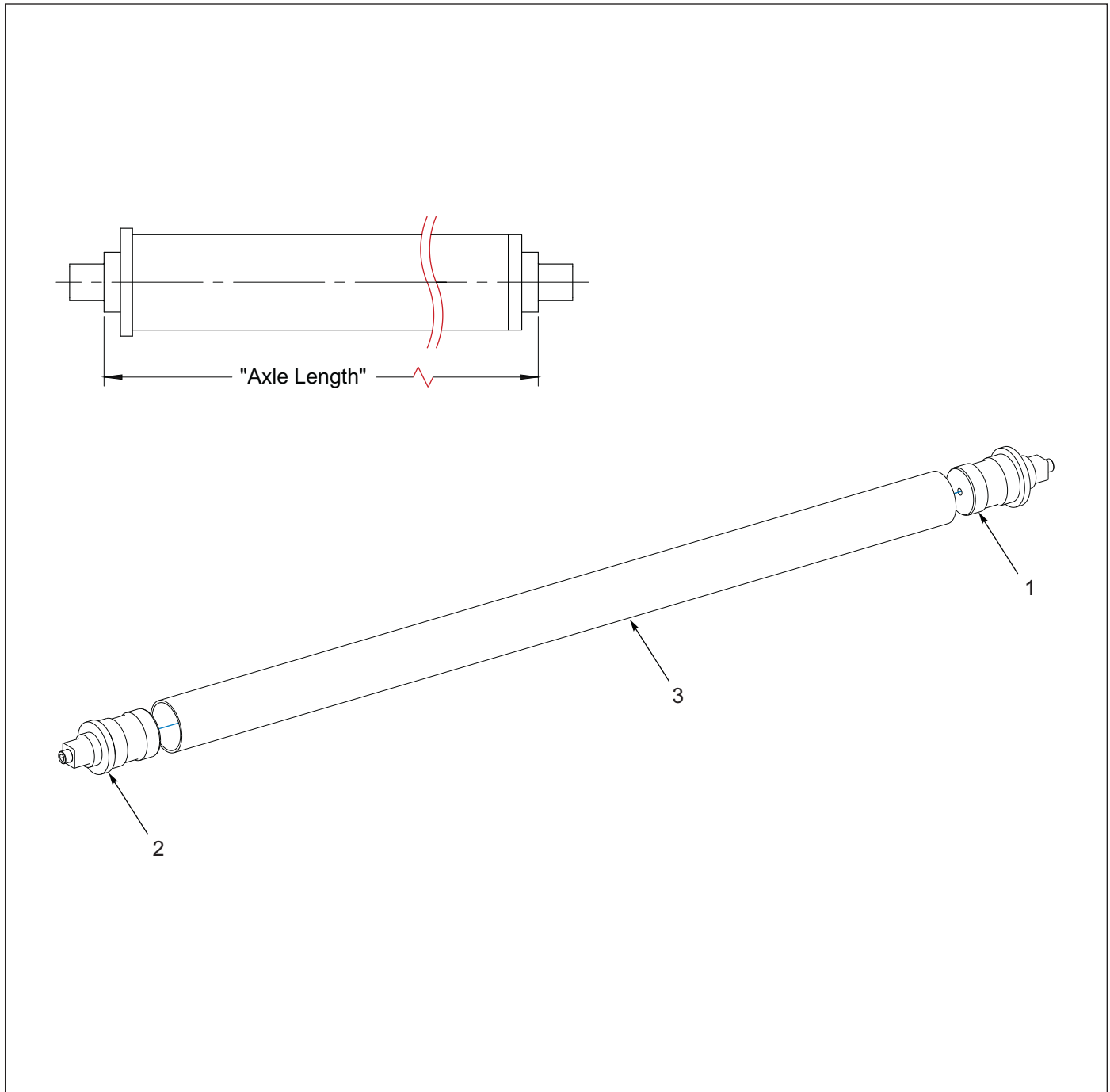


Figure 1-31: Pipe Axle Assembly with Replaceable Stub

### Pipe Axle Assembly with Replaceable Stub

ITEM	PART NUMBER	DESCRIPTION	QTY
	6K169	PIPE AXLE ASSEMBLY- 76"	1
	6K170	PIPE AXLE ASSEMBLY - 72"	1
	6K171	PIPE AXLE ASSEMBLY - 56"	1
1	6K190	FLANGED STUB ASSEMBLY (SEE PAGE 1-50)	1
2	6K191	STUB ASSEMBLY (SEE PAGE 1-51)	1
3	-----	(NOT SOLD SEPERATELY, ORDER ASSEMBLY TO REPLACE)	1

## Flanged Stub Assembly

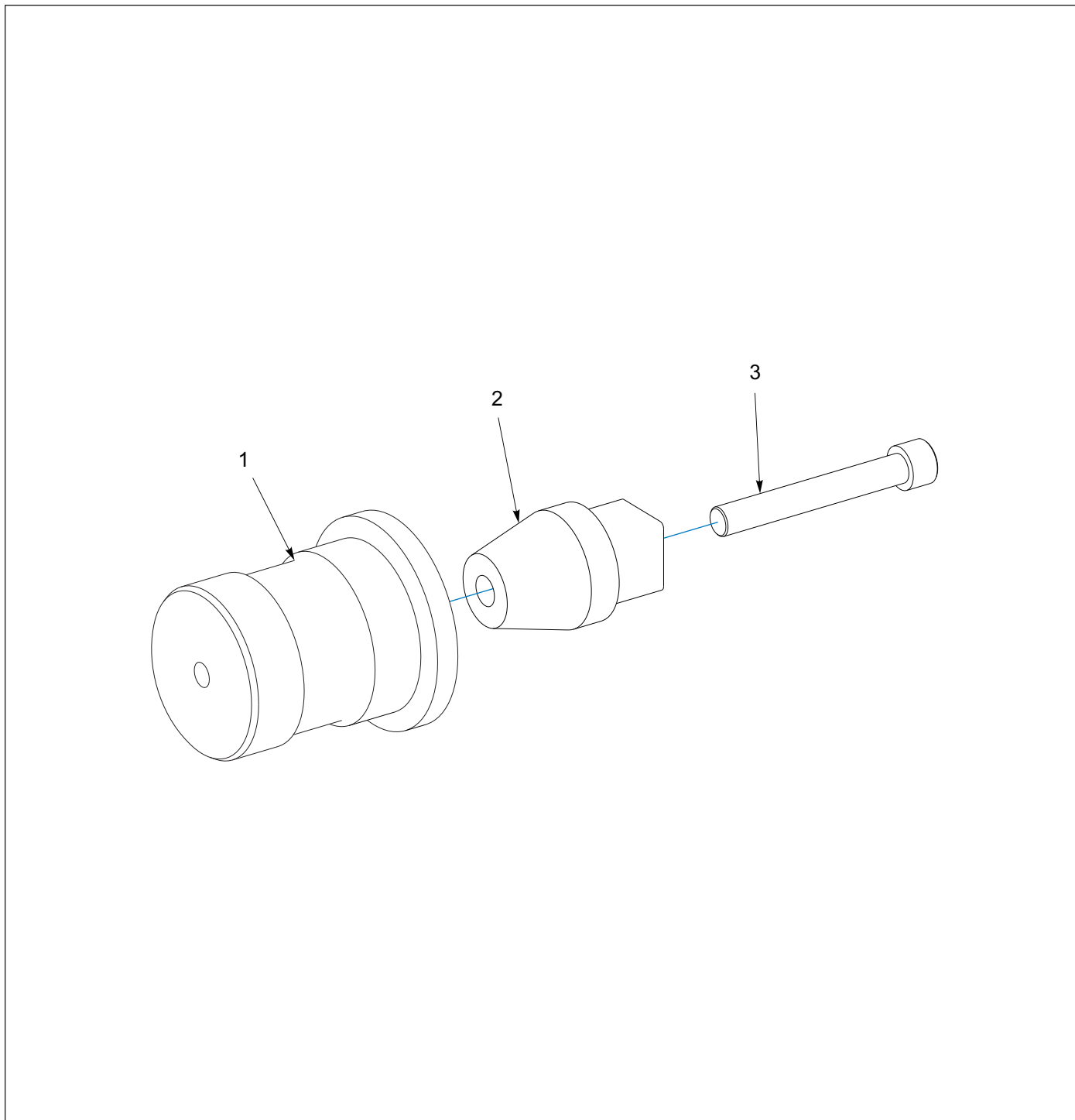


Figure 1-32: Flanged Stub Assembly

## Flanged Stub Assembly

ITEM	PART NUMBER	DESCRIPTION	QTY
	6K190	FLANGED STUB ASSEMBLY	1
1	6K104	FLANGED AXLE STUB	1
2	6K105	SQUARE PLUG	1
3	6K132	SHCS, 5/8-11 X 4-1/2, ZP	1

## Stub Assembly

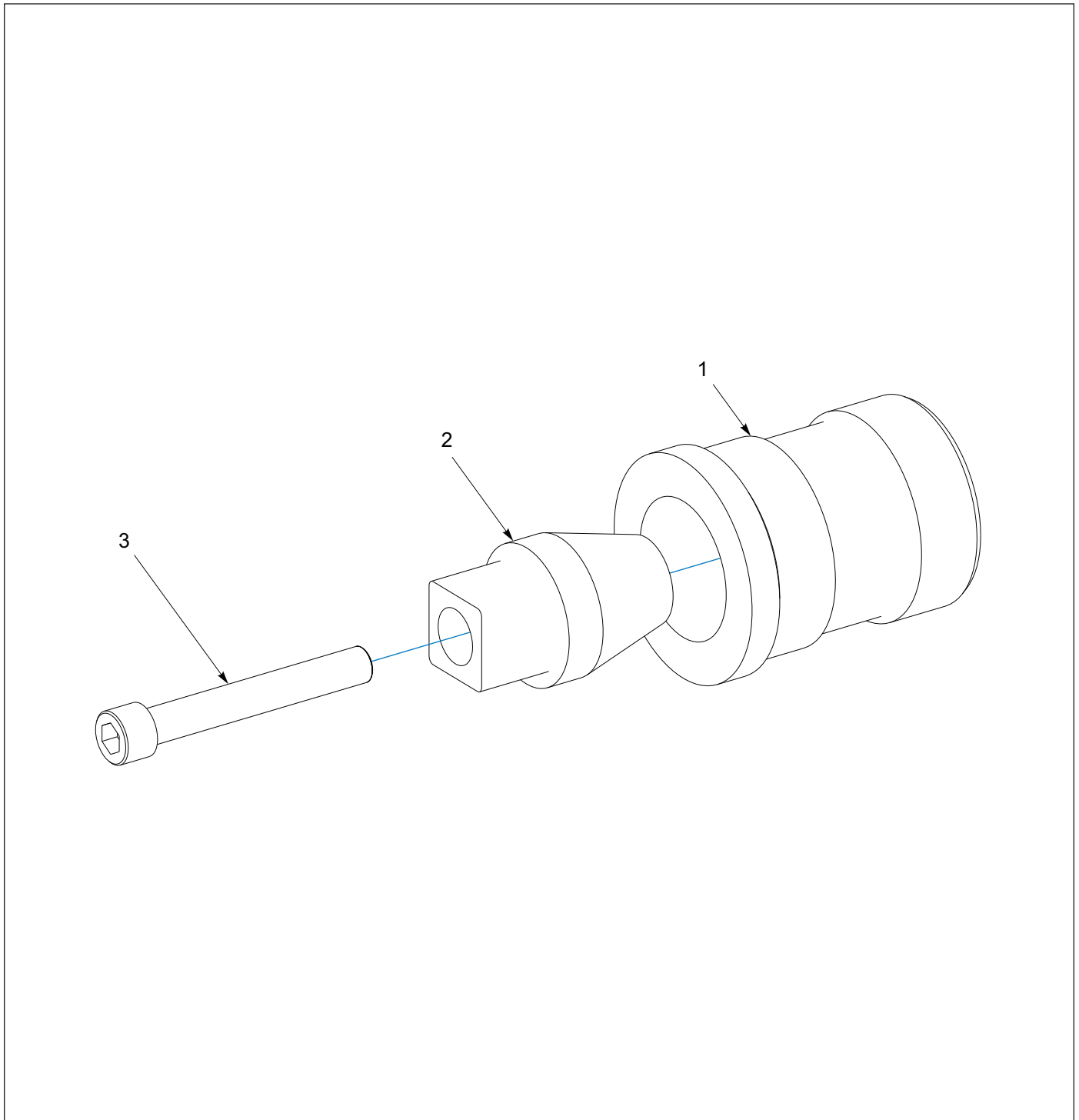


Figure 1-33: Stub Assembly

## Stub Assembly

ITEM	PART NUMBER	DESCRIPTION	QTY
	6K191	STUB ASSEMBLY	1
1	6K103	AXLE STUB	1
2	6K105	SQUARE PLUG	1
3	6K132	SHCS, 5/8-11 X 4-1/2, ZP	1

Hydraulic Diagram (After 03/01/2003)

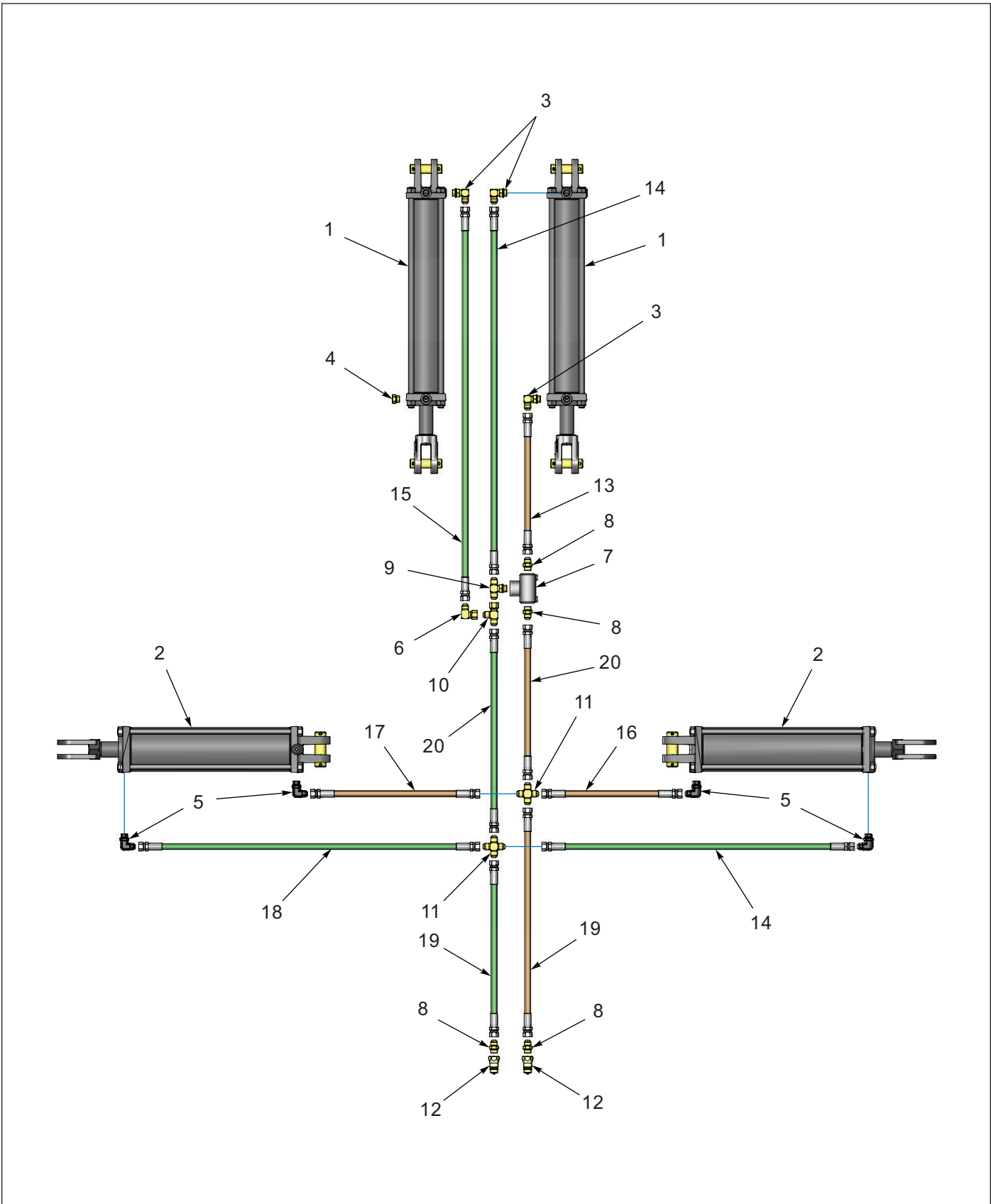


Figure 1-34: Hydraulic Diagram (After 03/01/2003)

## Hydraulic Diagram (After 03/01/2003)

ITEM	PART NUMBER	DESCRIPTION	QTY
1	6K843	HYD CYLINDER - 3 1/2 X 16 (SEE PAGE 1-76)	2
2	3J818	HYD CYLINDER - 4-1/2 X 16 DA (SEE PAGE 1-78)	2
3	2062-8-8S	ELBOW, 08MJ X 08MOR	3
4	8J651	BREATHER, 08MOR	1
5	141826	ELBOW RESTRICTOR, 1/16	4
6	2071-8-8S	ELBOW, 08MJ X 08FJS	1
7	8J650	RELIEF VALVE	1
8	202702-8-8S	ADAPTER, 08MJ X 08MOR	4
9	203003-8-8S	TEE, BRANCH 08MJ X 08MOR	1
10	203102-8-8S	TEE, RUN 08MJ X 08FJS	1
11	162779	CROSS, 08MJ	2
12	141828	COUPLER, MALE 08 O-RING	2
13	123547	HOSE ASM, 3/8 X 56	1
14	1-397-010369036	HOSE ASM, 3/8 X 36	2
15	71508987	HOSE ASM, 3/8 X 86	1
16	116431	HOSE ASM, 3/8 X 15	1
17	156945	HOSE ASM, 3/8 X 100	1
18	1422176	HOSE ASM, 3/8 X 116	1
19	150273	HOSE ASM, 3/8 X 185	2
20	147583	HOSE ASM, 3/8 X 72	2

Hydraulic Diagram (Before 03/01/2003)

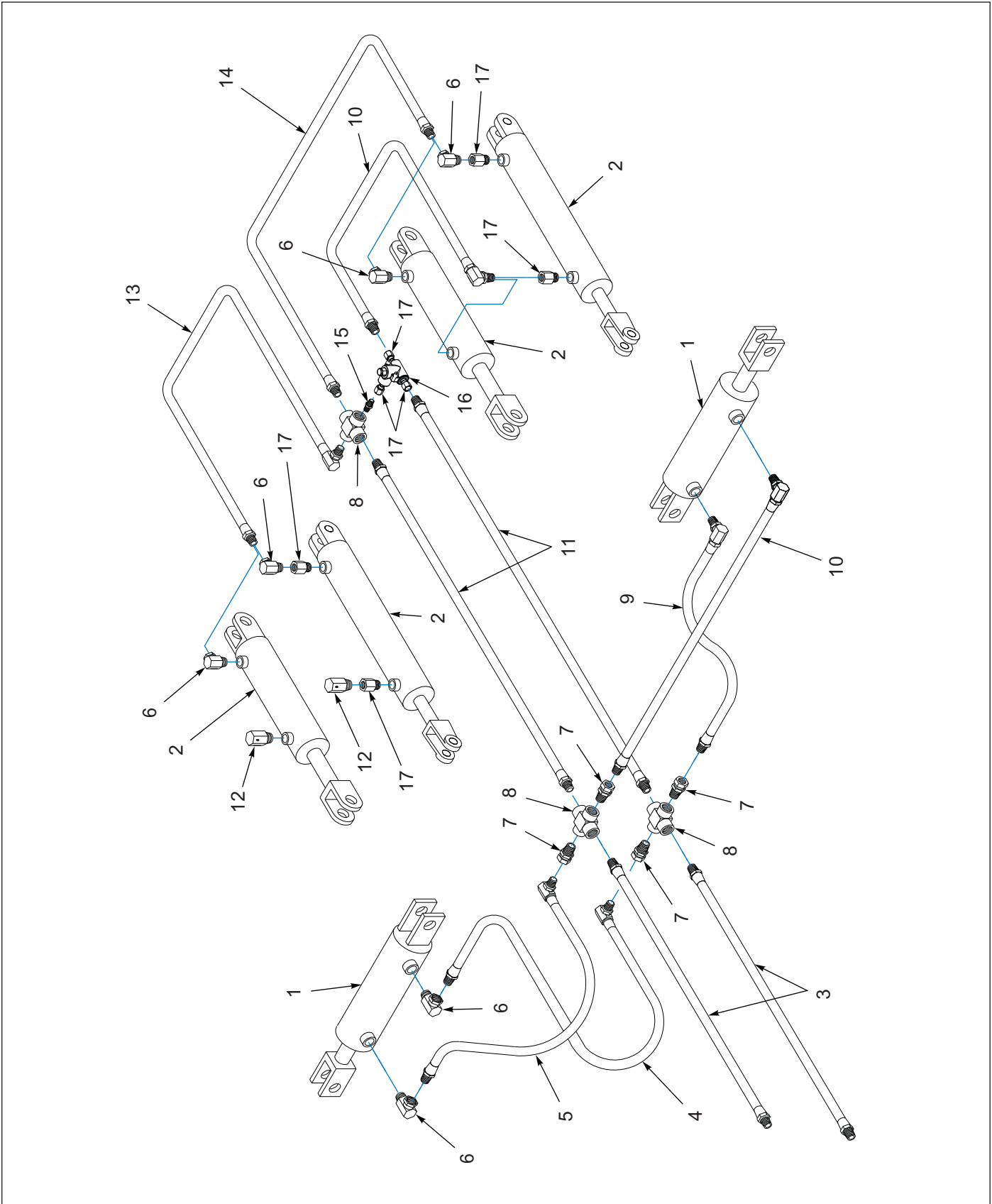


Figure 1-35: Hydraulic Diagram (Before 03/01/2003)

## Hydraulic Diagram (Before 03/01/2003)

ITEM	PART NUMBER	DESCRIPTION	QTY
1	3J818	HYD CYLINDER - 4-1/2 X 16 DA (SEE PAGE 1-78)	2
2	9D524	HYD CYLINDER - 3 1/2 X 16 (BEFORE 08/01/2000) (SEE PAGE 1-73)	2
2	4K777	HYD CYLINDER - 4-1/2 X 16 DA (BEFORE 08/01/2000) (SEE PAGE 1-74)	2
2	6K843	HYD CYLINDER - 3 1/2 X 16 (AFTER 08/01/2000) (SEE PAGE 1-76)	2
3	-----	HYDRAULIC HOSE, 180"	2
4	-----	HYDRAULIC HOSE, 96"	1
5	-----	HYDRAULIC HOSE, 112"	1
6	1J131	90 DEGREE SWIVEL FITTING (OBS)	4
7	6D716	FLOW RESTRICTOR (1/16")	4
8	6D147	CROSS	3
9	-----	HYDRAULIC HOSE, 18"	1
10	-----	HYDRAULIC HOSE, 38"	2
11	-----	HYDRAULIC HOSE, 86"	2
12	8J651	BREATHER, 08 MOR	1
13	-----	HYDRAULIC HOSE, 84"	1
14	-----	HYDRAULIC HOSE, 26"	1
15	1-007-010015	ADAPTER 1/2 PIPE TO PIPE	1
16	8J650	RELIEF VALVE (APPEARANCE MAY VARY)	1
17	2216-8-8S	1/2-14 PIPE TO 3/4-16 O-RING	7
18	105874	TIE, STRAP PLSTC 21.5-24 X .301 (NOT SHOWN)	2
19	3J615	CABLE TIE - 28" (NOT SHOWN)	10

# Hydraulic Diagram, Independent Tooth Control

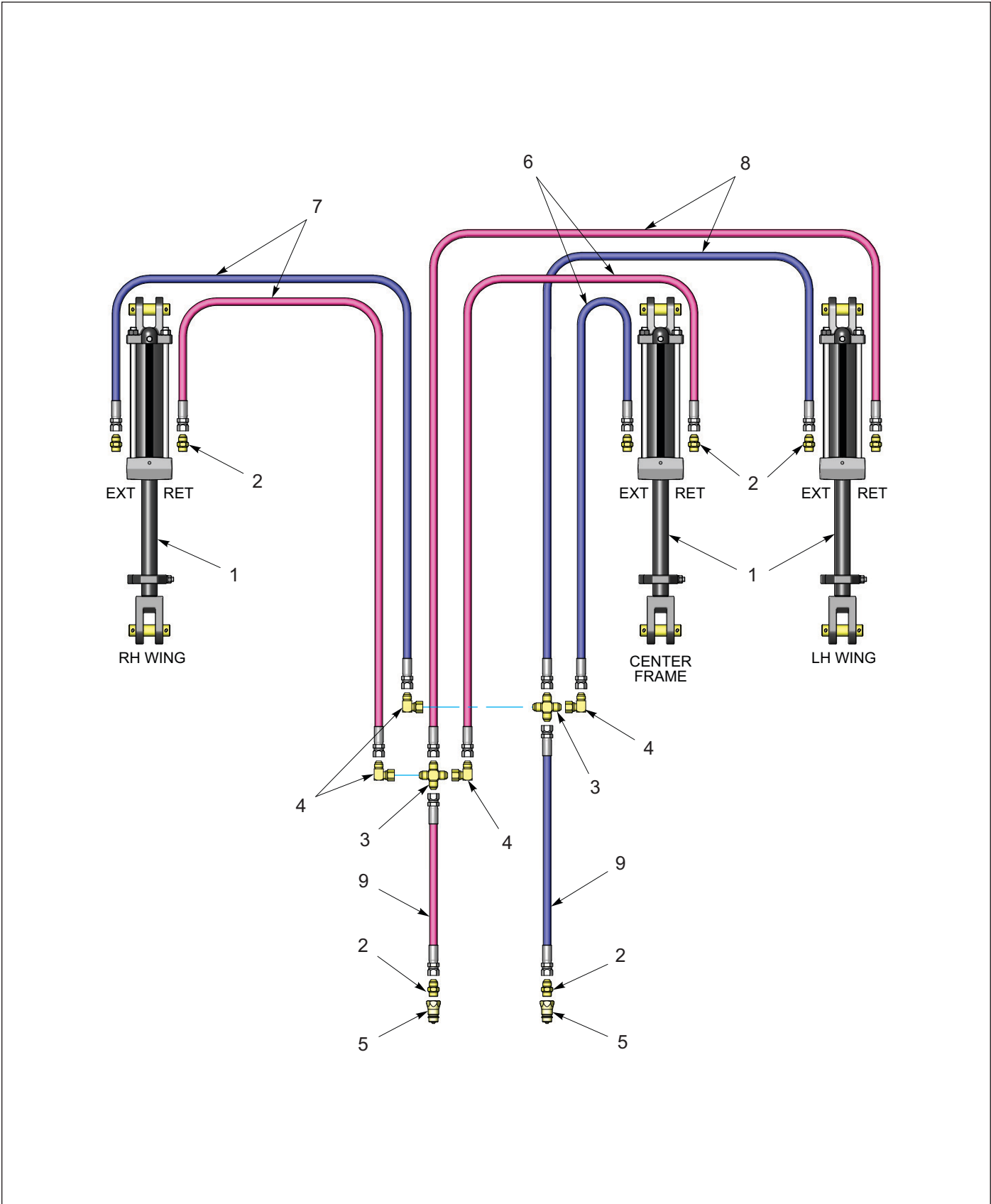


Figure 1-36: Hydraulic Diagram, Independent Tooth Control



## Hydraulic Diagram, Independent Tooth Control

---

ITEM	PART NUMBER	DESCRIPTION	QTY
1	3J603	HYDRAULIC CYLINDER (3 X 8) (SEE PAGE 1-80)	3
2	202702-8-8S	ADAPTER, 08MJ X 08MOR	8
3	162779	CROSS, 08MJ	2
4	2071-8-8S	ELBOW, 08MJ X 08FJS	4
5	141828	COUPLER, MALE 08 O-RING	2
6	71508985	HOSE ASM, 3/8 X 30	2
7	141881	HOSE ASM, 3/8 X 136	2
8	117163	HOSE ASM, 3/8 X 196	2
9	116436	HOSE ASM, 3/8 X 255	2

# LED Lights Layout (After 01/01/2017)

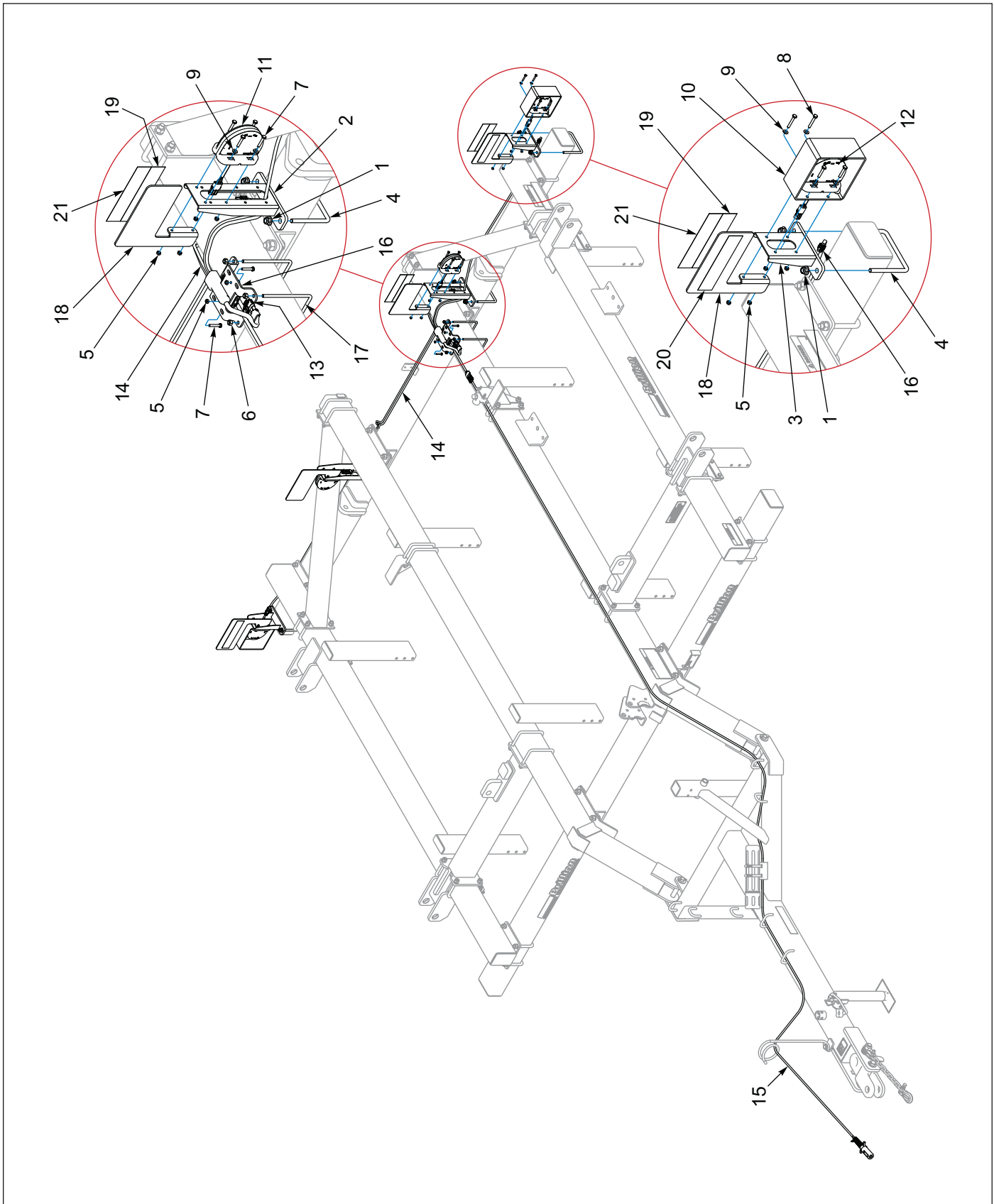


Figure 1-37: LED Lights Layout (After 01/01/2017)

## LED Lights Layout (After 01/01/2017)

ITEM	PART NUMBER	DESCRIPTION	QTY
1	2P253	NUT, FLANGE NY-LOK 1/2-13	8
2	9K822	BRACKET WLDMT LIGHT ( <b>TALL</b> )	2
3	205353	BRACKET WLDMT SINGLE LAMP ( <b>SHORT</b> )	2
4	4J918	U-BOLT 1/2-13 X 5-1/4 X 6-1/16	4
5	1-512-010005-01	NUT, HEX SLFLKG GRB 1/4-20	18
6	1-512-010005-05	NUT, HEX SLFLKG GRB 3/8-16	4
7	1-654-010047-08	SCREW HX CP, 1/4-20UNC X 1-1/2, G5	10
8	1-654-010047-09	SCREW, HX CP, 1/4-20UNC X 1-3/4, G5	8
9	1-861-010032-06	WASHER, FLAT 1/4 N ZP/CD	16
10	164700	TUBE LIGHT SHIELD	2
11	174435	LAMP, AG RED SINGLE LED	2
12	174436	LAMP, AG AMBER SINGLE LED	2
13	174437	MODULE, AG FLASHER CONTROL	1
14	175151	HARNESS, LED WARNING LIGHTS	1
15	175152	HARNESS 7 PIN/4 PIN WP	1
16	178506	BRACKET, MODULE MOUNT	1
17	178529	U-BLT, 3/8-16 X 4-7/16 X 6-7/8, ZP	2
18	199588	BRACKET, REFLECTIVE DECAL	4
19	528933	REFLECTOR - RED	4
20	528934	REFLECTOR - YELLOW	2
21	528938	STRIPE, ORANGE	4
22	105-0228	TY-WRAP 8IN LG TY-52772MX ( <b>NOT SHOWN</b> )	24
23	105874	TIE, STRAP PLSTC 21.5-24X.301 ( <b>NOT SHOWN</b> )	4

## Lights (Before 01/01/2017)

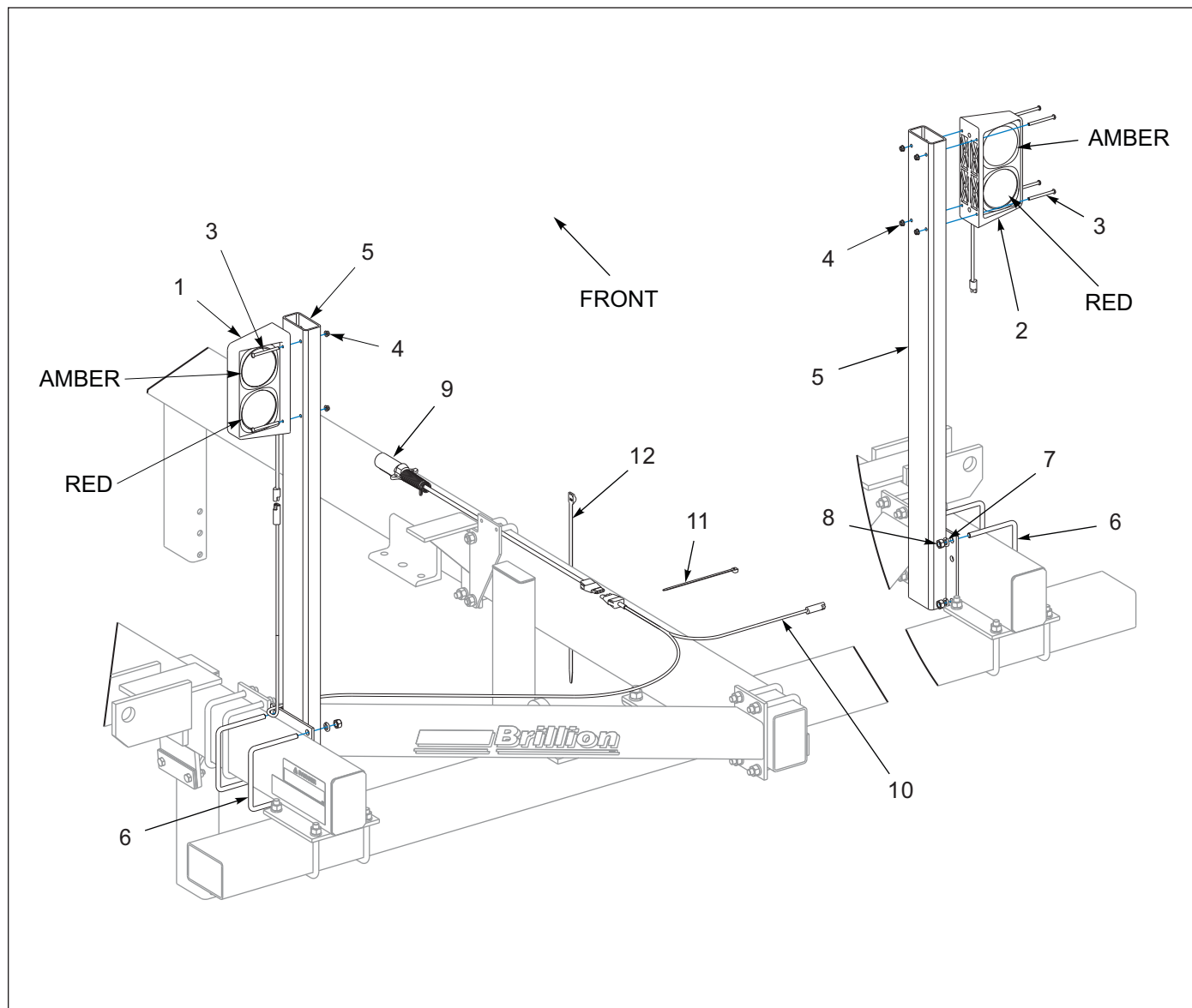


Figure 1-38: Lights (Before 01/01/2017)

## Lights (Before 01/01/2017)

ITEM	PART NUMBER	DESCRIPTION	QTY
1	4K773	RH DUAL LAMP (002601) (INSTALLED ON L.H. SIDE OF MACHINE)	1
2	4K772	LH DUAL LAMP (002600) (INSTALLED ON R.H. SIDE OF MACHINE)	1
3	4K751	MACHINE SCREW (1/4-20 X 3, ZP)	8
4	6J150	NUT FLANGE LOCK 1/4-20 GRF, ZP	8
5	4K797	BRACKET WELDMENT	2
6	4J918	U-BOLT 1/2 X 5-1/4 X 6-1/16	4
7	1-861-010034-13	WASHER, LKG HLCL SPR, 1/2	8
8	1-512-010007-09	NUT, HEX 1/2-13, ZP	8
9	4K800	AG HARNESS - 30' (002430)	1
10	142757	AG HARNESS, WISHBONE 10'	1
11	9D674	HOSE TIE - 8"	10
12	105874	TIE, STRAP PLSTC 21.5-24 X .301	4

### Scraper Kits, Center Frame

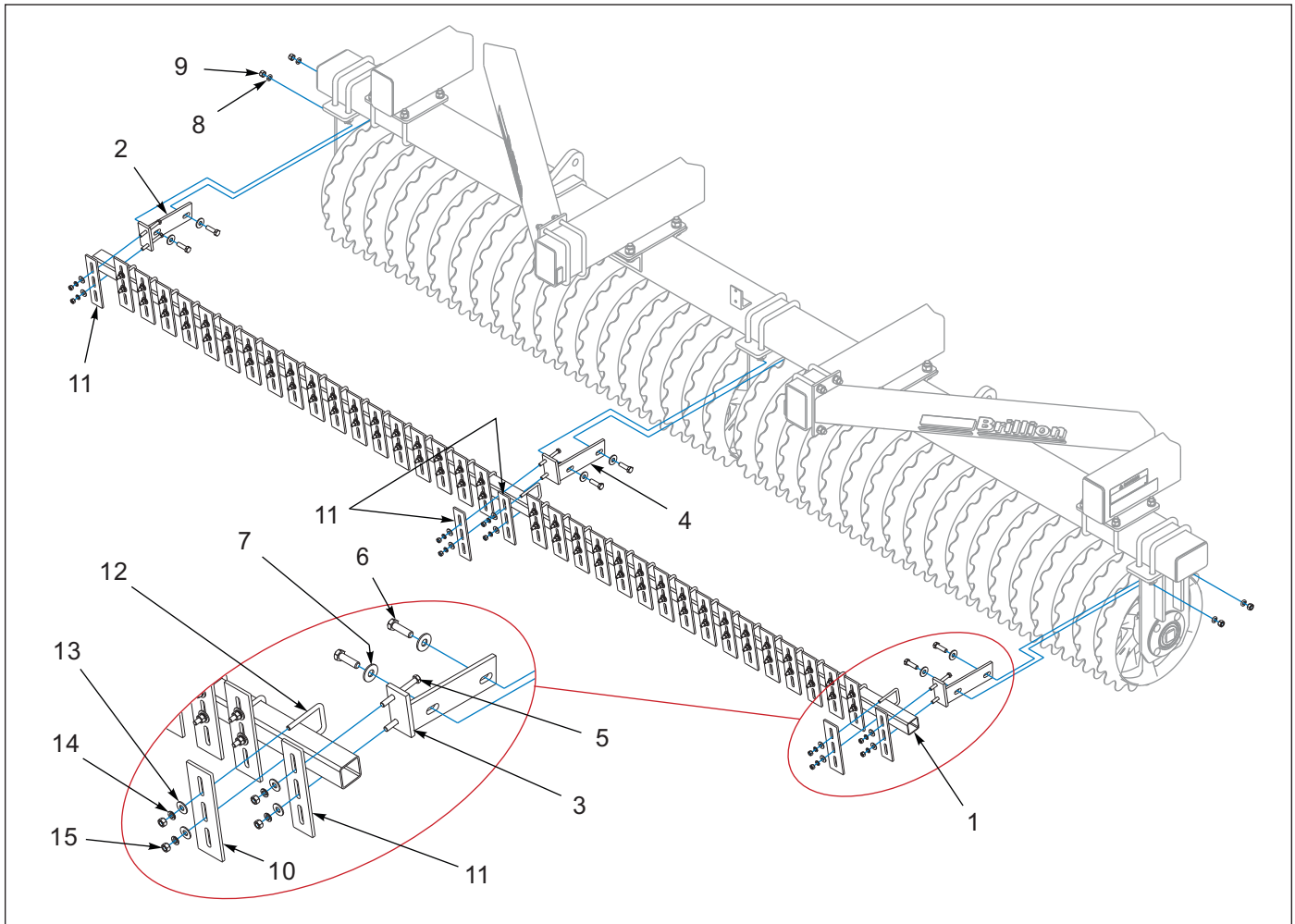


Figure 1-39: Scraper Kits, Center Frame

### Scraper Kits, Center Frame

ITEM	PART NUMBER	DESCRIPTION	QTY
	1K086	FRONT SCRAPER KIT - WL2603	1
	1K087	FRONT SCRAPER KIT - WL3003	1
1	8J077	TUBE	1
2	9J581	L.H. SCRAPER BRKT	1
3	9J582	R.H. SCRAPER BRKT	1
4	9J584	SCRAPER BRKT	1
5	1-654-010051-15	SCREW, HXCP 3/8-16UNC X 3-12, G5	6
6	1-654-010055-04	SCREW, HEX CAP, 1/2-13UNC X 1-3/4	6
7	1-861-010032-15	WASHER, FLAT 1/2 W ZP/CD	6
8	1-861-010034-13	WASHER, LKG HLCL SPR, 1/2	6
9	1-512-010007-09	NUT, HEX 1/2-13, ZP	6
10	8J014	SCRAPER, 2-1/2" WIDE	35
11	9J588	SCRAPER, 2" WIDE	4
12	8J015	U-BOLT, 3/8-16 X 3-1/4 X 2-7/16	39
13	1-861-010032-11	WASHER, FLAT 3/8 W ZP/CD	78
14	1-861-010034-11	WASHER, LKG HLCL SPR, 3/8	78
15	1-512-010007-07	NUT, HEX 3/8-16, ZP	78

# Scraper Kits, Wing Frame

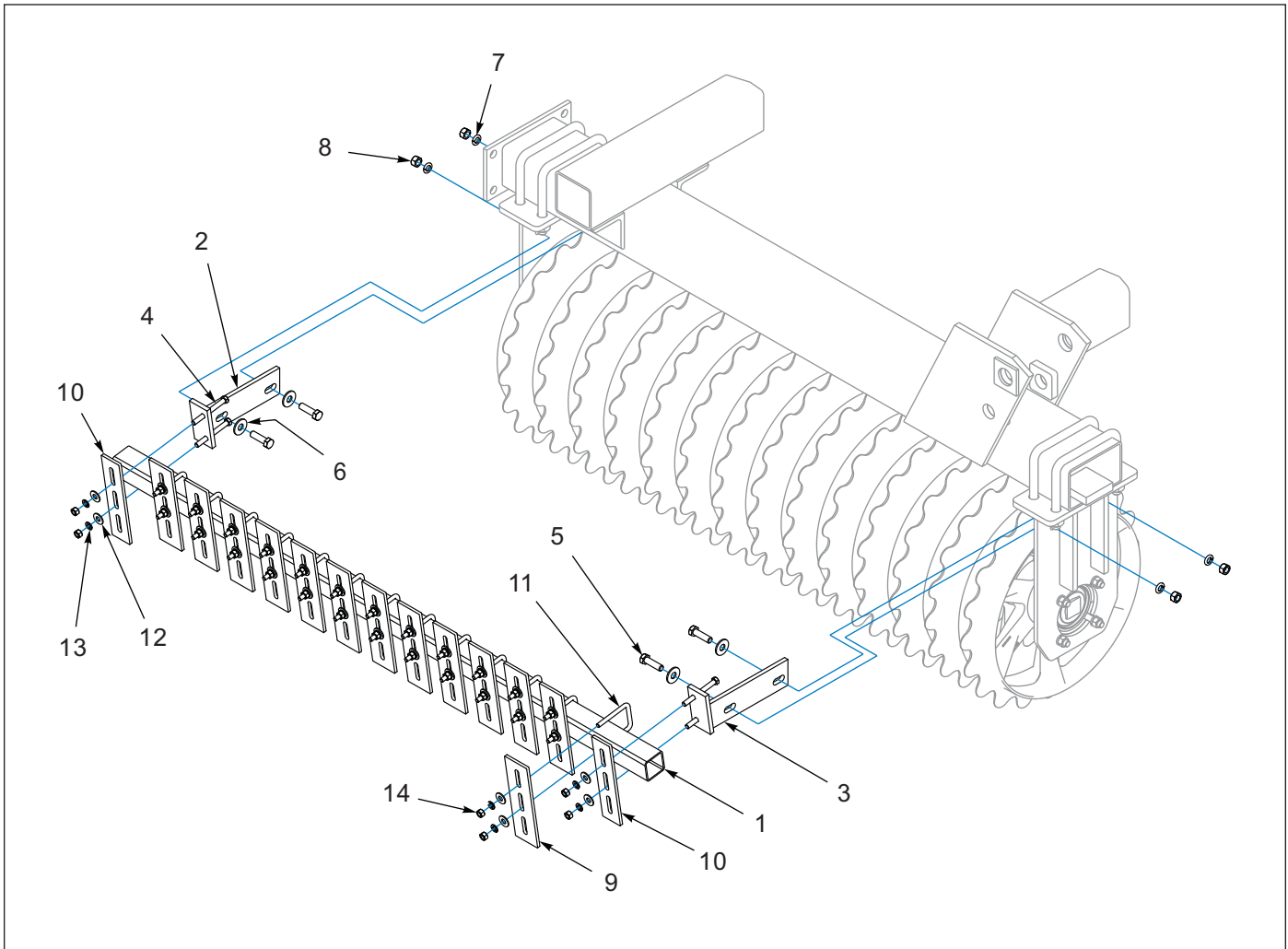


Figure 1-40: Scraper Kits, Wing Frame

# Scraper Kits, Wing Frame

ITEM	PART NUMBER	DESCRIPTION	QTY	
			WL2603	WL3003
		<b>MODELS</b>		
1	8J656	TUBE	2	--
1	1K527	TUBE	--	2
2	9J581	L.H. SCRAPER BRKT	4	4
3	9J582	R.H. SCRAPER BRKT	4	4
4	1-654-010051-15	SCREW, HXCP 3/8-16UNC X 3-1/2, G5	8	8
5	1-654-010055-04	SCREW, HEX CAP, 1/2-13UNC X 1-3/4	8	8
6	1-861-010032-15	WASHER, FLAT 1/2 W ZP/CD	8	8
7	1-861-010034-13	WASHER, LKG HLCL SPR, 1/2	8	8
8	1-512-010007-09	NUT, HEX 1/2-13, ZP	8	8
9	8J014	SCRAPER, 2-1/2" WIDE	26	36
10	9J588	SCRAPER, 2" WIDE	4	4
11	8J015	U-BOLT 3/8-16 X 3-1/4 X 2-7/16	30	40
12	1-861-010032-11	WASHER, FLAT 3/8 W ZP/CD	60	80
13	1-861-010034-11	WASHER, LKG HLCL SPR, 3/8	60	80
14	1-512-010007-07	NUT, HEX 3/8-16, ZP	60	80

## Land Leveler Kit - WL2603 - Optional

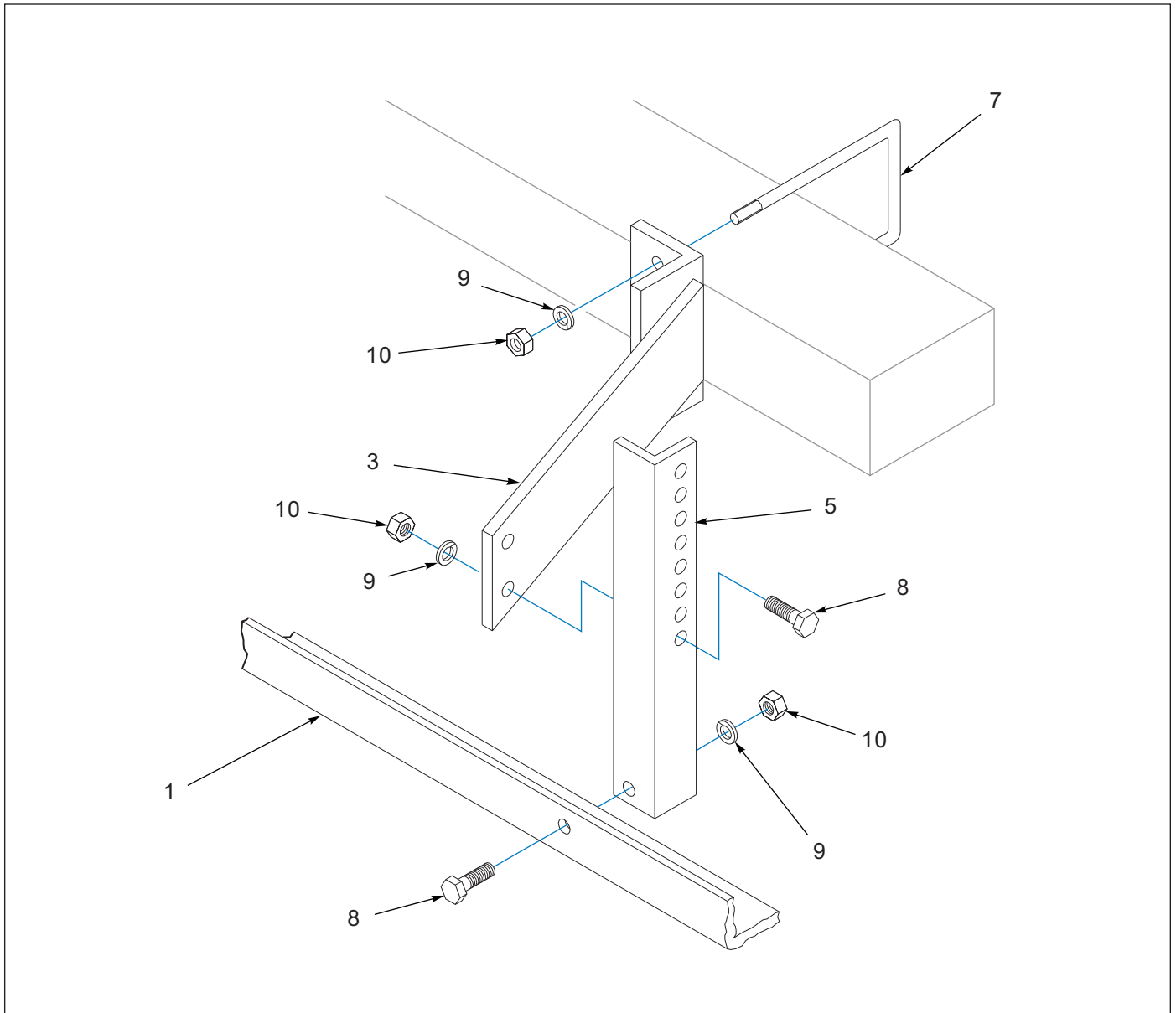


Figure 1-41: Land Leveler Kit - WL2603 - Optional

## Land Leveler Kit - WL2603 - Optional

ITEM	PART NUMBER	DESCRIPTION	QTY
	8J702	WL260 LAND LEVELER KIT	1
1	9D021	LEVELER ANGLE (160" CENTER)	1
2	9D307	ANGLE (47 3/4") (WING) (NOT SHOWN)	2
3	3J552	BRACKET-L.H.	4
4	3J551	BRACKET-R.H. (NOT SHOWN)	3
5	3J557	ADJ. ANGLE-L.H.	3
6	3J556	ADJ. ANGLE-R.H. (NOT SHOWN)	4
7	3J561	U-BOLT, 1/2-13 X 7-1/2 X 4-1/2	7
8	1-654-010055-03	SCREW, HEX CAP, 1/2-13UNC X 1-1/2	21
9	1-861-010034-13	WASHER, LKG HLCL SPR, 1/2	35
10	1-512-010007-09	NUT, HEX 1/2-13, ZP	35

# Land Leveler Kit - WL3003 - Optional

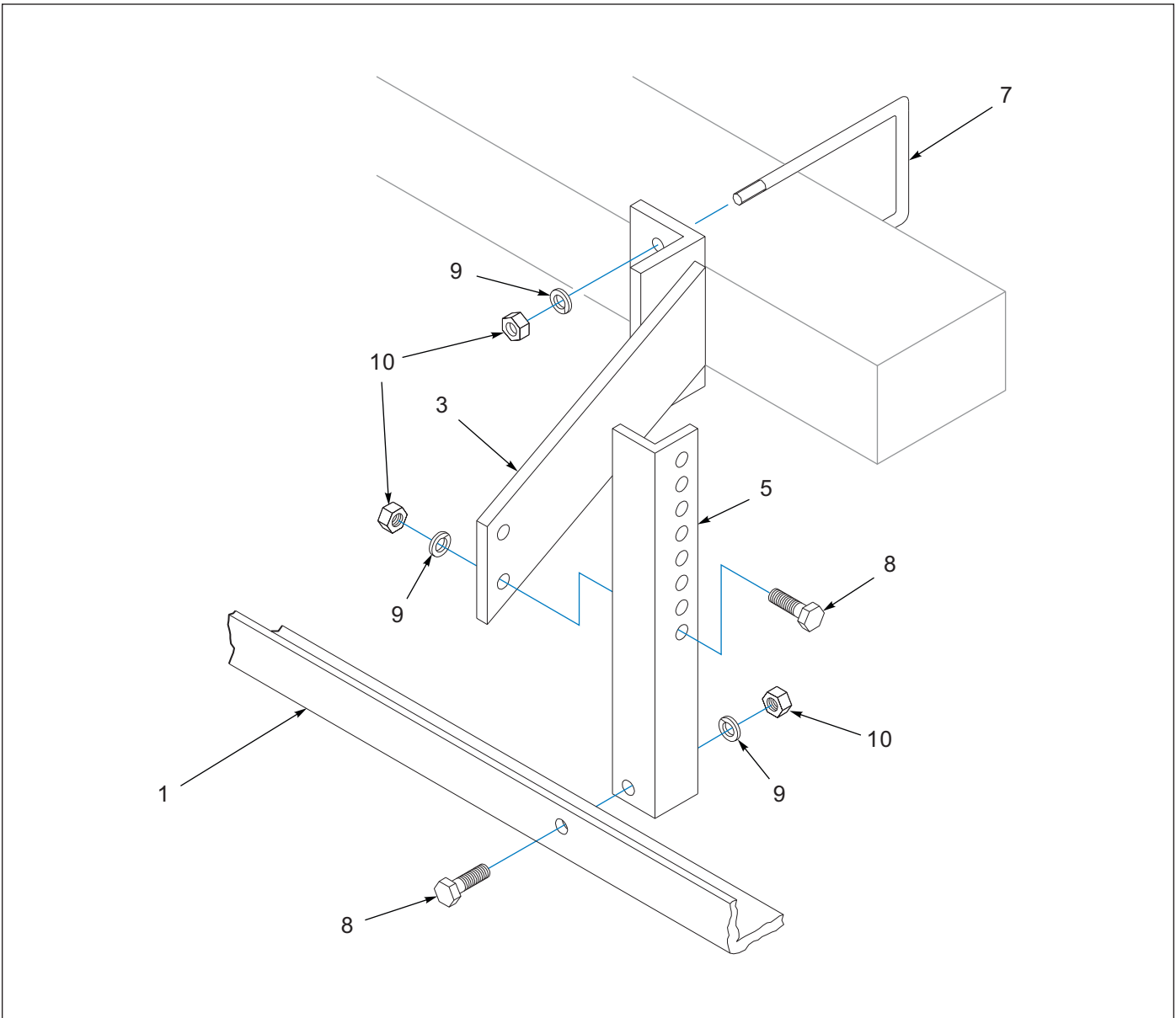


Figure 1-42: Land Leveler Kit - WL3003 - Optional

## Land Leveler Kit - WL3003 - Optional

ITEM	PART NUMBER	DESCRIPTION	QTY
	8J703	WL3003 LAND LEVELER KIT	1
1	9D021	LEVELER ANGLE (160" CENTER)	1
2	9D752	ANGLE (67 3/4") (WING) (NOT SHOWN)	2
3	3J552	BRACKET-L.H.	4
4	3J551	BRACKET-R.H. (NOT SHOWN)	3
5	3J557	ADJ. ANGLE-L.H.	3
6	3J556	ADJ. ANGLE-R.H. (NOT SHOWN)	4
7	3J561	U-BOLT, 1/2-13 X 7-1/2 X 4-1/2	7
8	1-654-010055-03	SCREW, HEX CAP, 1/2-13UNC X 1-1/2	21
9	1-861-010034-13	WASHER, LKG HLCL SPR, 1/2	35
10	1-512-010007-09	NUT, HEX 1/2-13, ZP	35





# V-Leveler Kit - WL2603 - Optional

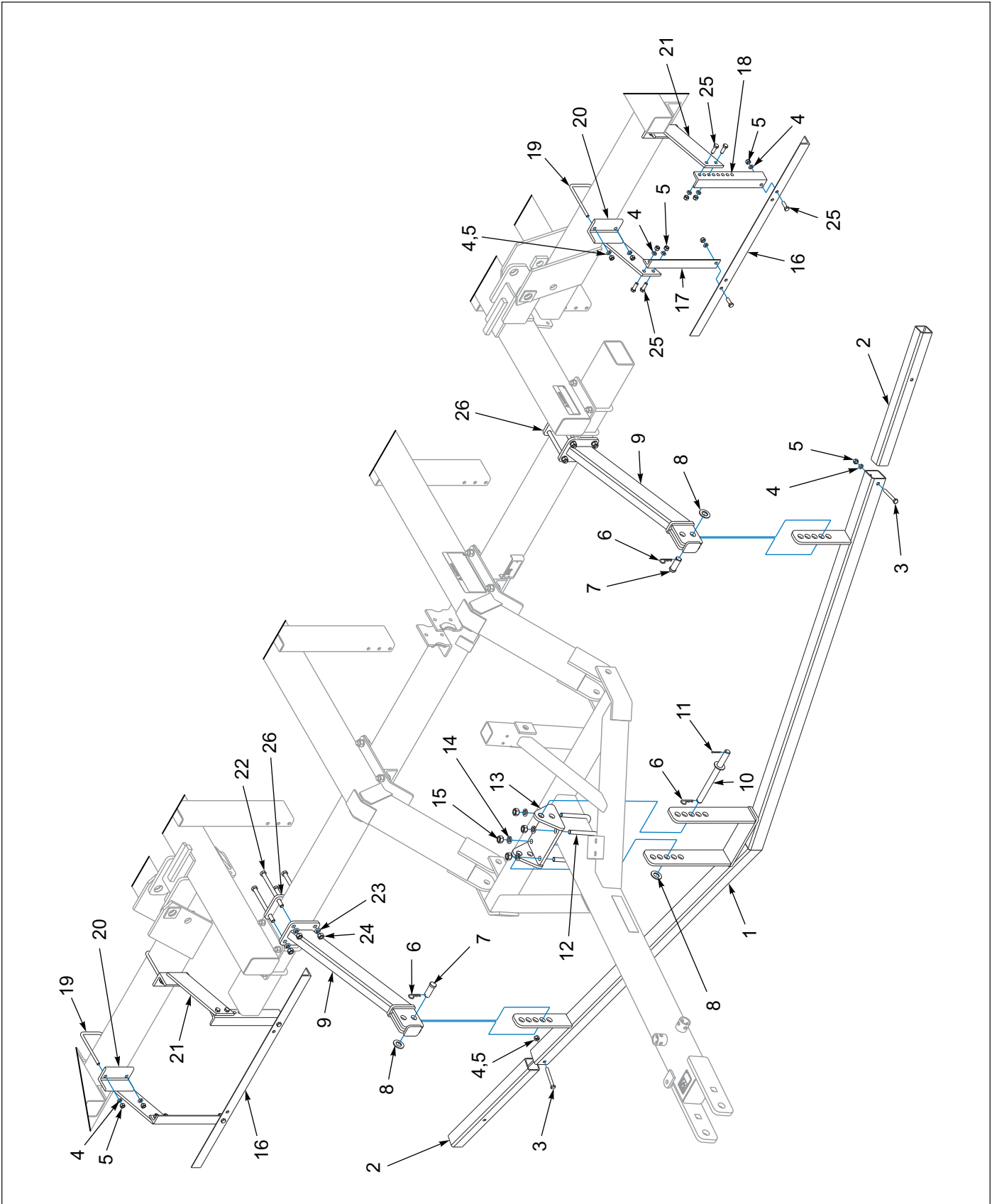


Figure 1-43: V-Leveler Kit - WL2603 - Optional

## V-Leveler Kit - WL2603 - Optional

ITEM	PART NUMBER	DESCRIPTION	QTY
	177536	V-LEVELER, KIT, WL2603	1
1	3K687	LEVELER - ML148	1
2	3K686	TUBE	2
3	1-654-010055-12	SCREW,CP,HX .50-13UNC X 3.75 GR5	2
4	1-861-010034-13	WASHER, LKG HLCL SPR, 1/2	22
5	1-512-010007-09	NUT, HEX 1/2-13, ZP	22
6	4C856	HAIR PIN COTTER	3
7	8D099	CLEVIS PIN	2
8	1-861-010032-24	WASHER, FL 1IN NARROW, ZP	4
9	3K678	ARM WELDMENT	2
10	3K694	PIN	1
11	110-0354	5/32 X 1-1/2 COTTER PIN, ZP	1
12	3J450	U-BOLT, 3/4-10 X 6-13/16 X 5-3/4	2
13	3K683	BRACKET	1
14	1-861-010034-17	WASHER, LKG, HLCL SPR, 3/4	4
15	1-512-010007-12	NUT, HEX 3/4-10 GR2, ZP	4
16	9D307	ANGLE (47 3/4")	2
17	3J556	ADJ. ANGLE R.H	2
18	3J557	ADJ. ANGLE L.H.	2
19	3J561	U-BOLT 1/2-13 X 7-1/2 X 4-1/2	4
20	3J551	BRACKET-R.H.	2
21	3J552	BRACKET-L.H.	2
22	1-654-010059-21	SCREW, HEX CAP, 5/8-11UNC X 8, GR5	8
23	1-861-010034-15	WASHER, LKG, HLCL SPR, 5/8	8
24	1-512-010007-11	NUT, HEX 5/8-11 GR2, ZP	8
25	1-654-010055-03	SCREW, HEX CAP, 1/2-13UNC X 1-1/2	12
26	3K693	PLATE	2

V-Leveler Kit - WL3003 - Optional

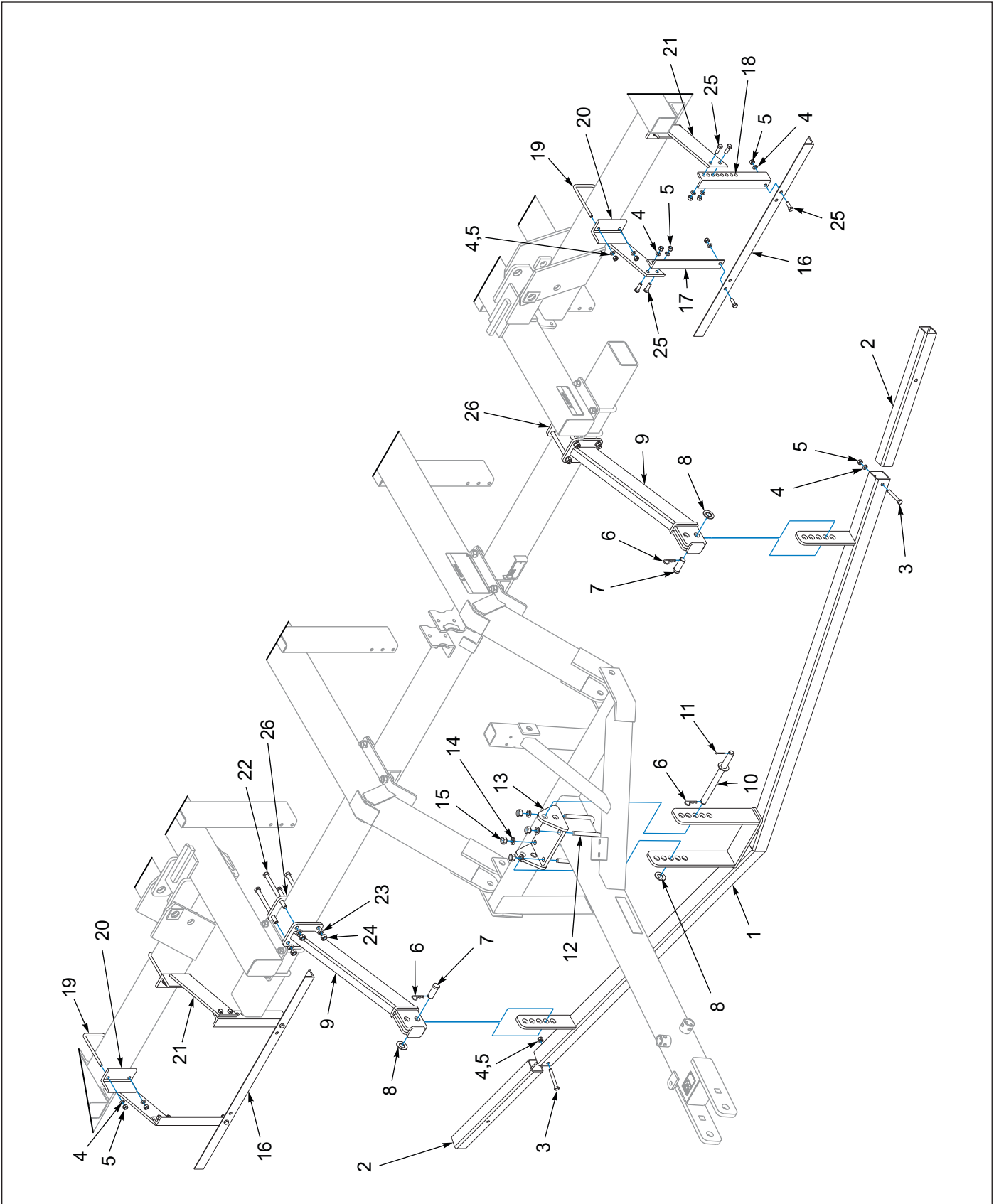


Figure 1-44: V-Leveler Kit - WL3003 - Optional

## V-Leveler Kit - WL3003 - Optional

ITEM	PART NUMBER	DESCRIPTION	QTY
	177537	V-LEVELER, KIT, WL3003	1
1	3K687	LEVELER - ML148	1
2	3K686	TUBE	2
3	1-654-010055-12	SCREW, CP,HX .50-13UNC X 3.75, GR5	2
4	1-861-010034-13	WASHER, LKG HLCL SPR, 1/2	22
5	1-512-010007-09	NUT, HEX 1/2-13, ZP	22
6	4C856	HAIR PIN COTTER	3
7	8D099	CLEVIS PIN	2
8	1-861-010032-24	WASHER FL 1IN NARROW, ZP	4
9	3K678	ARM WELDMENT	2
10	3K694	PIN	1
11	110-0354	5/32 X 1-1/2 COTTER PIN, ZP	1
12	3J450	U-BOLT, 3/4-10 X 6-13/16 X 5-3/4	2
13	3K683	BRACKET	1
14	1-861-010034-17	WASHER, LKG, HLCL SPR, 3/4	4
15	1-512-010007-12	NUT, HEX 3/4-10 GR2, ZP	4
16	9D752	ANGLE (67 3/4")	2
17	3J556	ADJ. ANGLE R.H	2
18	3J557	ADJ. ANGLE L.H.	2
19	3J561	U-BOLT 1/2-13 X 7-1/2 X 4-1/2	4
20	3J551	BRACKET-R.H.	2
21	3J552	BRACKET-L.H.	2
22	1-654-010059-21	SCREW, HEX CAP, 5/8-11UNC X 8, GR5	8
23	1-861-010034-15	WASHER, LKG, HLCL SPR, 5/8	8
24	1-512-010007-11	NUT, HEX 5/8-11 GR2, ZP	8
25	1-654-010055-03	SCREW, HEX CAP, 1/2-13UNC X 1-1/2	12
26	3K693	PLATE	2

## Rear Hitch Kit - Optional

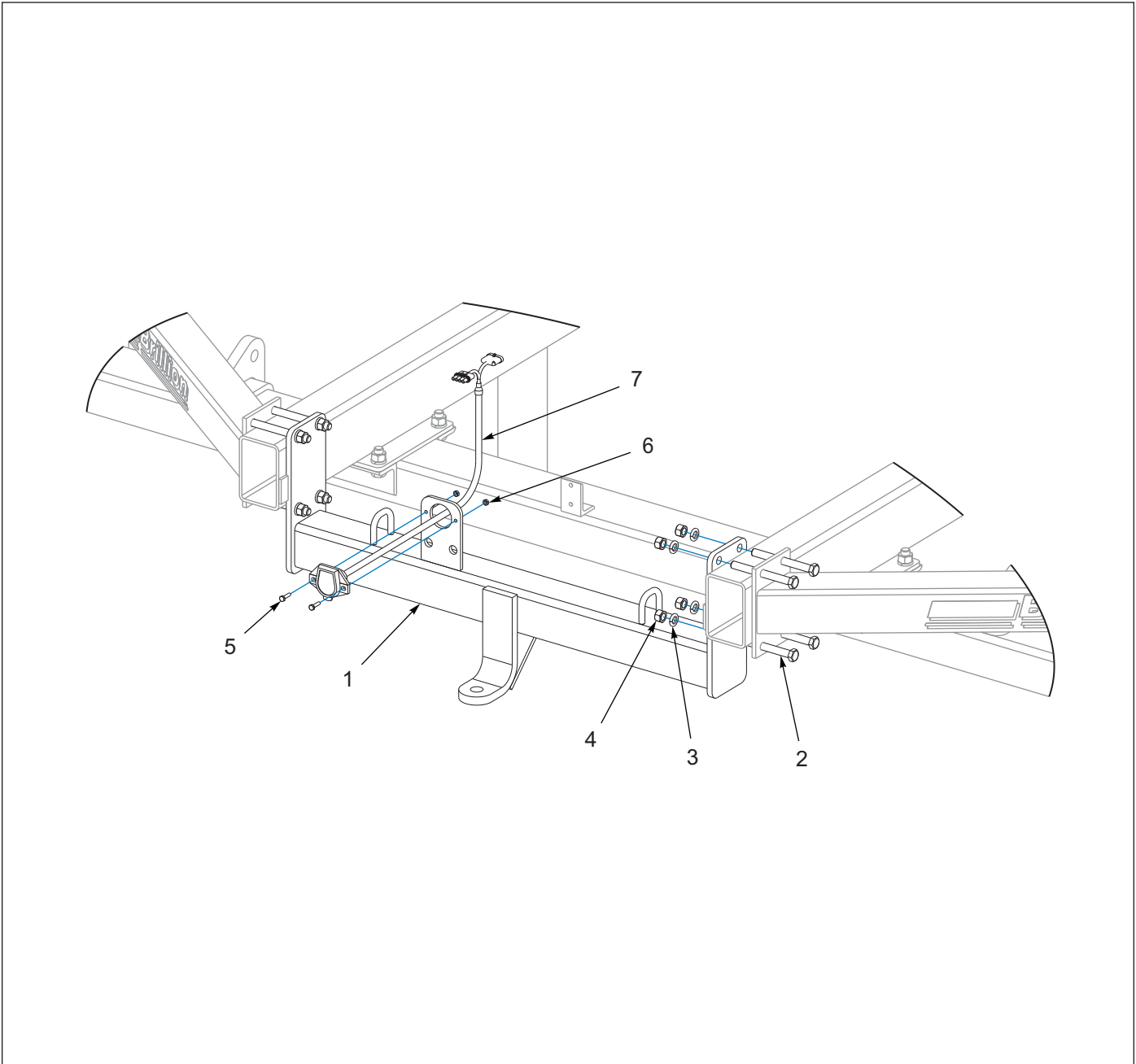


Figure 1-45: Rear Hitch Kit - Optional

## Rear Hitch Kit - Optional

ITEM	PART NUMBER	DESCRIPTION	QTY
	8J709	WL REAR HITCH KIT	1
1	8J051	REAR HITCH	1
2	1-654-010059-17	SCREW, HX CP, 5/8-11UNC X 6, GR5	8
3	1-861-010034-15	WASHER, LKG, HLCL SPR, 5/8	8
4	1-512-010007-11	NUT, HEX 5/8-11 GR2, ZP	8
5	1-654-010047-06	HHCS, 1/4-20 X 1	2
6	1-512-010005-01	NUT, LOCK 1/4-20	2
7	143871	HARNES, TANDEM ADAPTER	1

# Hydraulic Conversion Kit for Independent Wing Control - Optional

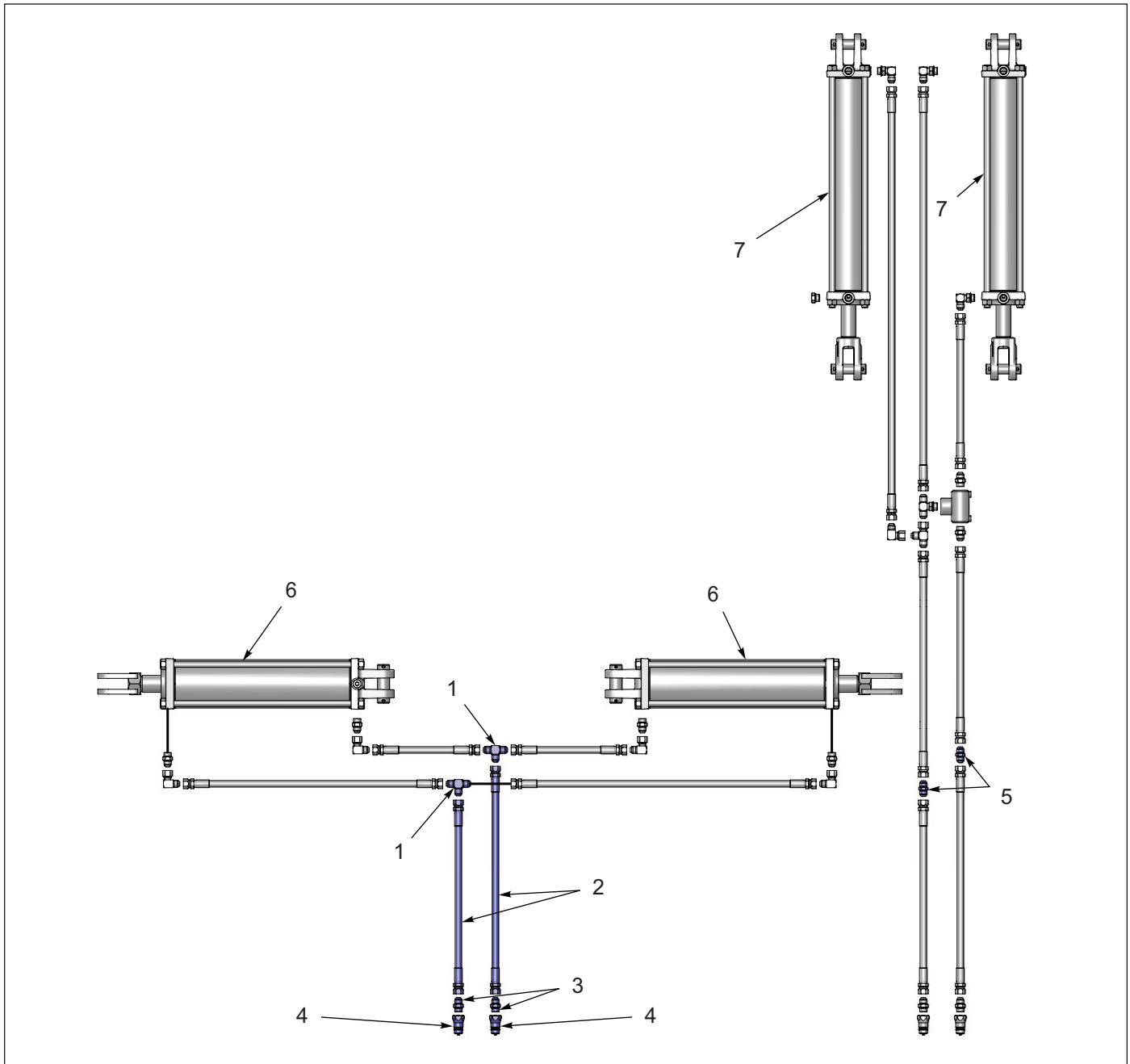


Figure 1-46: Hydraulic Conversion Kit for Independent Wing Control - Optional

## Hydraulic Conversion Kit for Independent Wing Control - Optional

ITEM	PART NUMBER	DESCRIPTION	QTY
	9K446	HYDRAULIC CONVERSION KIT (INCLUDES ITEMS 1-5)	1
1	2033-8-8S	ADAPTER, TEE, #8 TUBE	2
2	150273	HOSE ASM 3/8 X 185 #8 JIC SWIVL	2
3	202702-8-8S	ADAPTER, #8 O-RING TO #8 TUBE	2
4	141828	COUPLER, MALE 3/4-16 O-RING	2
5	148338	FITTING, UNION SAE 37 8X8	2
6	3J818	HYD CYLINDER - 4-1/2 X 16 DA (WING CONTROL)	2
7	6K843	HYD CYLINDER - 3 1/2 X 16 (ROCKSHAFT)	2

## 9D524G Hydraulic Cylinder, 3-1/2 x 16 - Hydraulic Gear

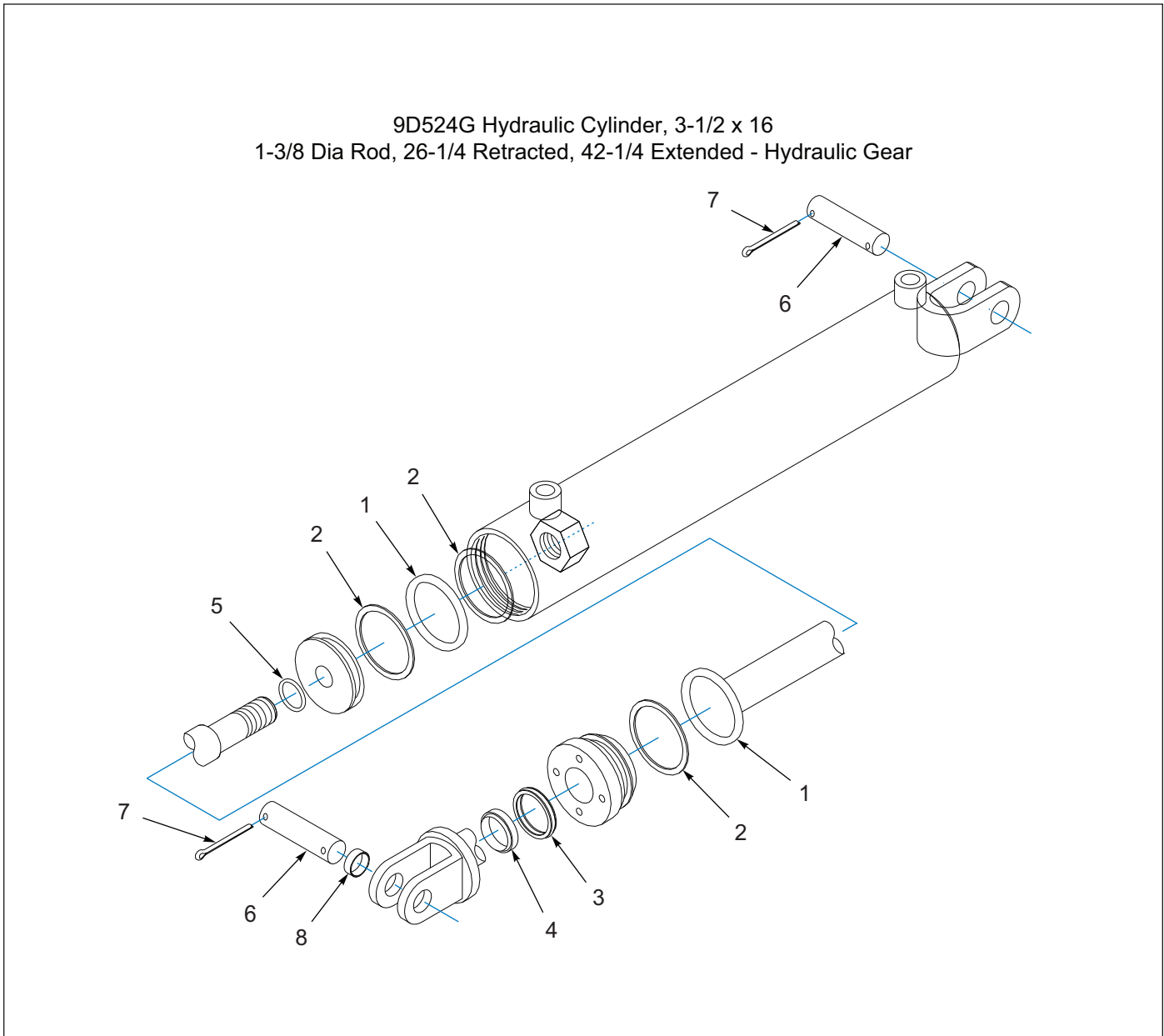


Figure 1-47: 9D524G Hydraulic Cylinder, 3-1/2 x 16 - Hydraulic Gear

## 9D524G Hydraulic Cylinder, 3-1/2 x 16 - Hydraulic Gear

ITEM	PART NUMBER	DESCRIPTION	QTY
	9D524	HYD CYLINDER - 3-1/2 X 16 (BEFORE 08/01/1997)	1
1	-----	O RING	2
2	-----	BACK-UP RING	3
3	-----	ROD SEAL & BACK UP RINGS	1
4	-----	WIPER	1
5	-----	O RING	1
6	5J650	PIN,CLEVIS 1.0X3.625	2
7	110-4224	PIN,COTTER 3/16 X 2IN LG	4
8	8J918	TENSION BUSHING	2
9	1J961	SEAL KIT (INCLUDES ITEMS 1-5)	1





### 4K777G Hydraulic Cylinder, 3-1/2 x 16 - Hydraulic Gear

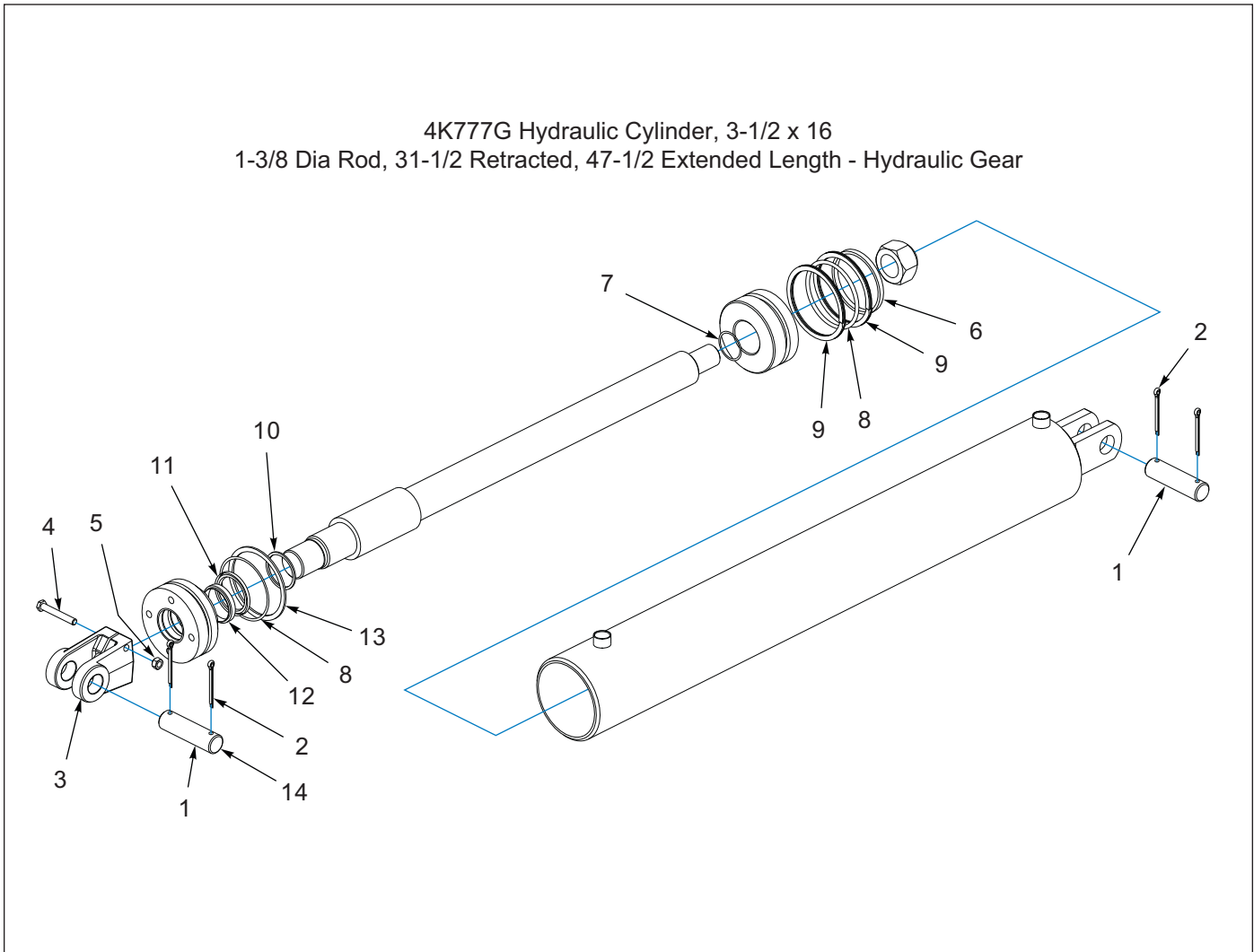


Figure 1-49: 4K777G Hydraulic Cylinder, 3-1/2 x 16 - Hydraulic Gear

### 4K777G Hydraulic Cylinder, 3-1/2 x 16 - Hydraulic Gear

ITEM	PART NUMBER	DESCRIPTION	QTY
	4K777	HYD CYL 3-1/2 X 16 (BEFORE 08/01/2000) (USE P/N 6K843)	1
1	5J650	PIN	2
2	110-4224	PIN,COTTER-3/16 X 2IN LG	4
3	5J195	CLEVIS	1
4	1-654-010049-11	SCREW,HX CAP,5/16-18UNCX2-1/2	1
5	104032	NUT,HX SLF-LKG W/MYL 5/16-18	1
6	-----	WEAR RING	1
7	-----	O-RING	1
8	-----	O-RING	2
9	-----	SPRING BACKUP	2
10	-----	WEAR RING	1
11	-----	O-RING	1
12	-----	WIPER	1
13	-----	BACKUP RING	1
14	5K793	SEAL KIT (INCLUDES ITEMS 7-14)	1

### 6K843G Hydraulic Cylinder, 3-1/2 x 16 - Hydraulic Gear

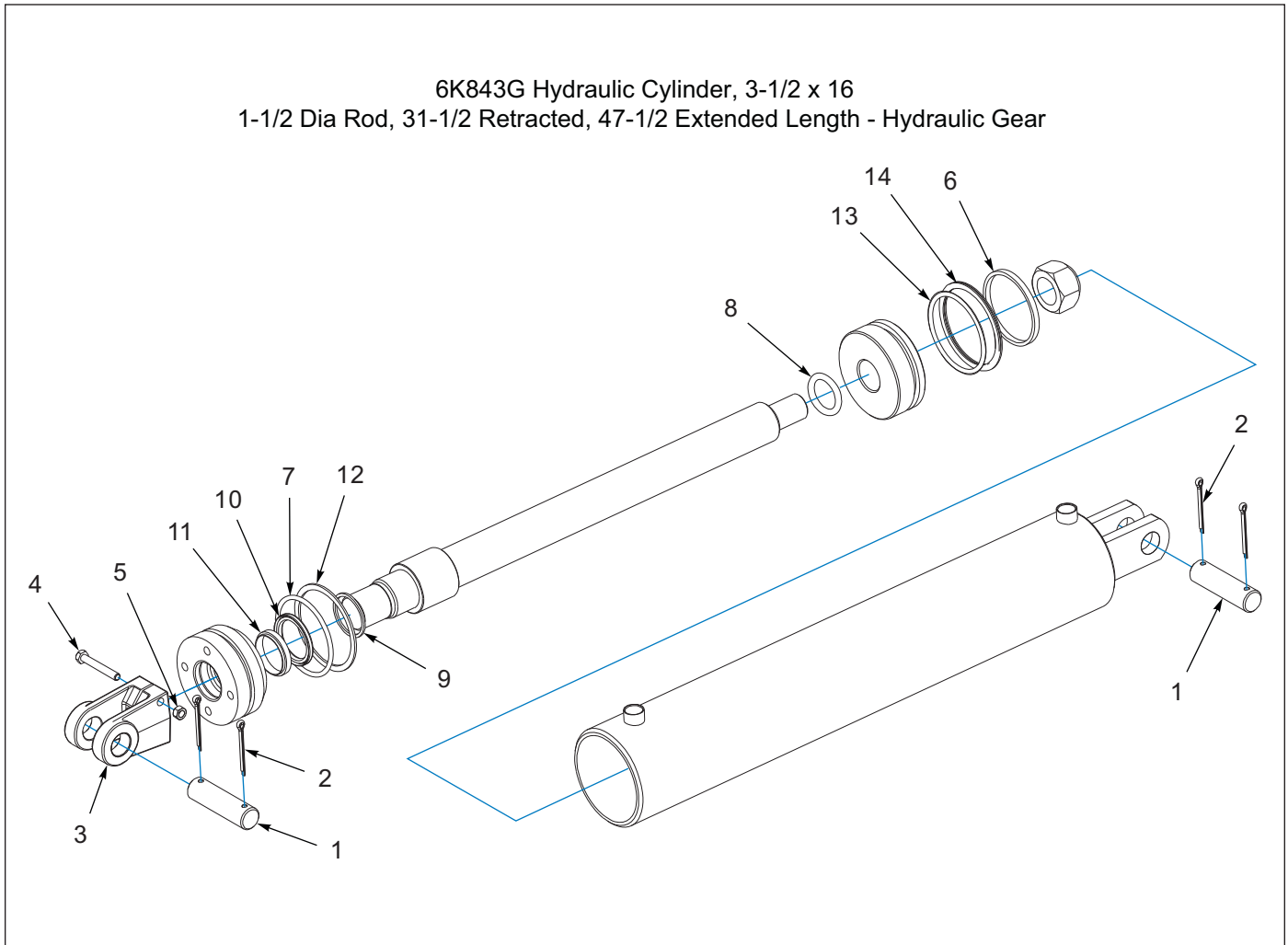


Figure 1-50: 6K843G Hydraulic Cylinder, 3-1/2 x 16 - Hydraulic Gear

### 6K843G Hydraulic Cylinder, 3-1/2 x 16 - Hydraulic Gear

ITEM	PART NUMBER	DESCRIPTION	QTY
	6K843	HYD CYLINDER - 3 1/2 X 16 (08/01/2000 TO 01/15/2008)	1
1	5J650	PIN,CLEVIS 1.0X3.625	2
2	110-4224	PIN,COTTER 3/16 X 2IN LG	4
3	5J195	CLEVIS	1
4	1-654-010049-11	SCREW,HX CAP, 5/16-18UNCX2-1/2	1
5	104032	NUT,HX SLF-LKG W/MYL 5/16-18	1
6	-----	WEAR RING	1
7	-----	O-RING	1
8	-----	O-RING	1
9	-----	WEAR RING	1
10	-----	POLYSEAL	1
11	-----	WIPER	1
12	-----	BACKUP RING	1
13	-----	NITRILE ENERGIZER	1
14	-----	SEAUN6 RING	1
15	7K260	SEAL KIT (INCLUDES ITEMS 6-14)	1

### 6K843L Hydraulic Cylinder, 3-1/2 x 16 - Lion - 671657

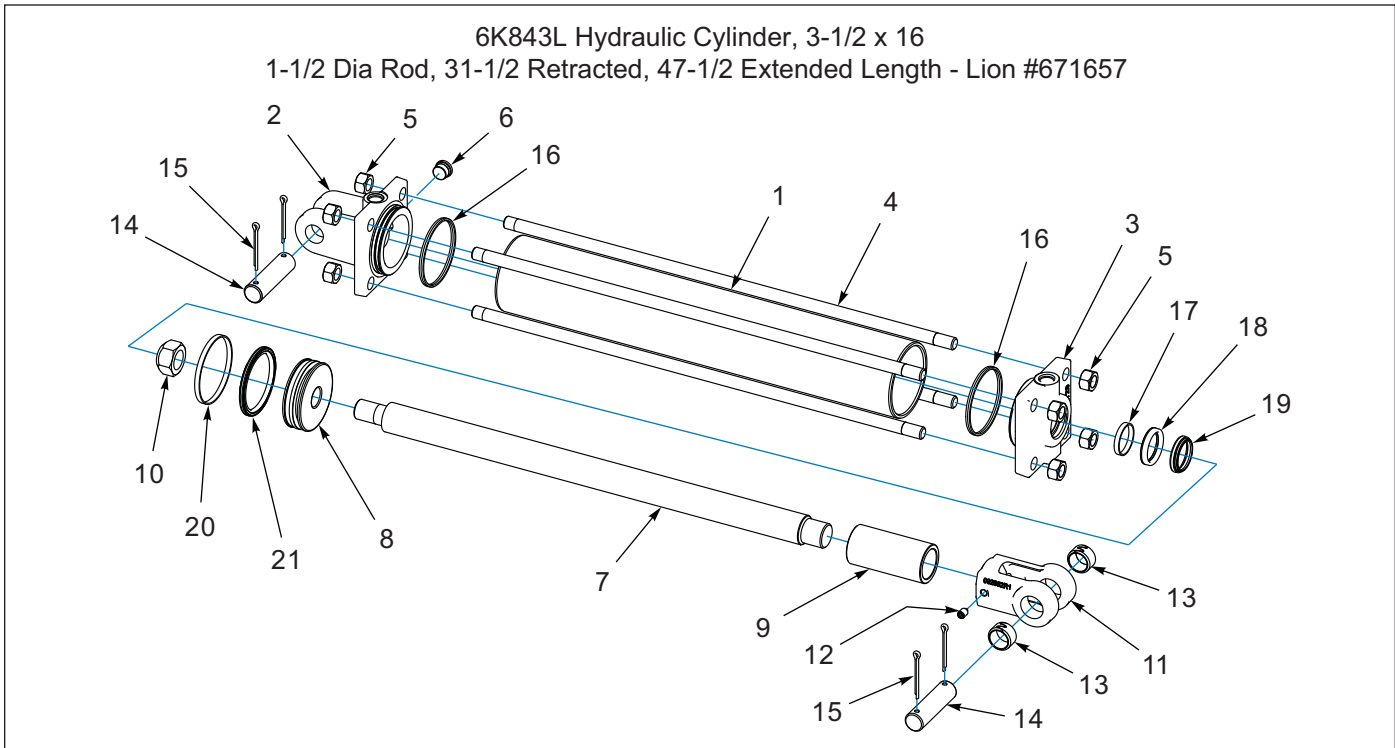
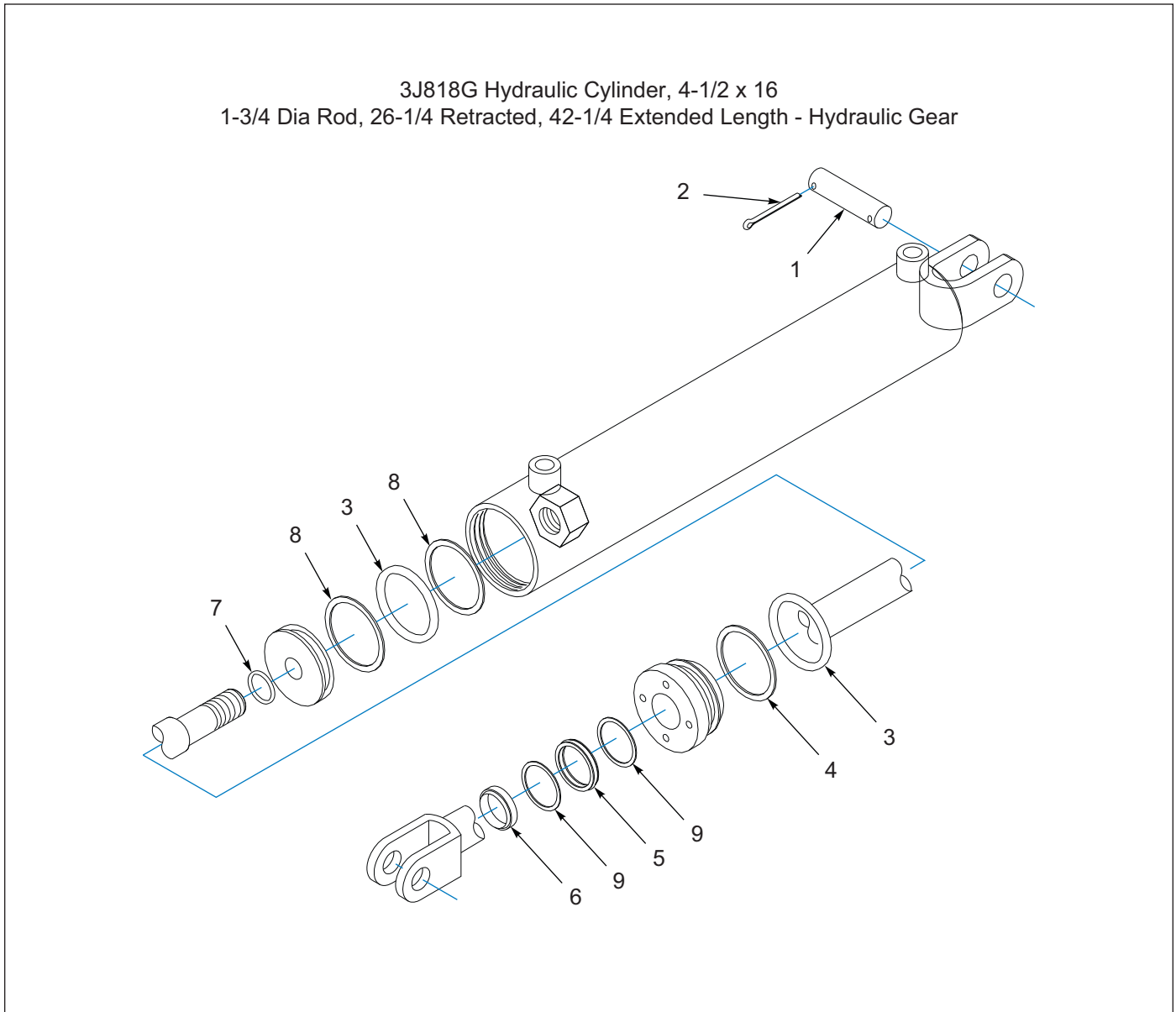


Figure 1-51: 6K843L Hydraulic Cylinder, 3-1/2 x 16 - Lion - 671657

### 6K843L Hydraulic Cylinder, 3-1/2 x 16 - Lion - 671657

ITEM	PART NUMBER	DESCRIPTION	QTY
	6K843	HYD CYLINDER - 3 1/2 X 16 (AFTER 01/15/2008)	1
1	-----	TUBE	1
2	-----	CLEVIS CAP	1
3	-----	ROD CAP	1
4	-----	TIE ROD	4
5	-----	NUT,HEX 5/8-18,ZP	8
6	-----	PLUG,SOCKET HEAD 3/4-16	1
7	-----	ROD	1
8	-----	PISTON	1
9	-----	STOP TUBE	1
10	-----	NUT,LOCK 1-14,GRB,ZP	1
11	2P111	ROD CLEVIS (INCLUDES ITEMS 12 AND 13)	1
12	1P443	SET SCREW,3/8-16 X 1/2 NYLON TIP	1
13	3P079	SPRING BUSHING, 1.0 X 1.25 X 0.75	2
14	5J650	PIN, 1.0 X 3.625 H2	2
15	110-4224	PIN,COTTER 3/16 X 2IN LG	4
16	-----	SEAL,BU#236 19PI-236	2
17	-----	O-RING,236 (3.25 X 3.5) D90	2
18	-----	SEAL,HALLITE 605 ROD 1-1/2D	1
19	-----	SEAL,NOK-AR2263-EO 1-1/2"BO	1
20	-----	O-RING,151 (3.0 X 3.188) DURO90	1
21	-----	SEAL,PTFE PISTON RING 3-1/2D	1
22	-----	WEAR RING,3.50-3.25-.25-GFN	1
23	1P744	LION CYLINDER SEAL KIT(3.5") (INCLUDES ITEMS 16-22)	1

### 3J818G Hydraulic Cylinder, 4-1/2 x 16 - Hydraulic Gear



3J818G Hydraulic Cylinder, 4-1/2 x 16  
1-3/4 Dia Rod, 26-1/4 Retracted, 42-1/4 Extended Length - Hydraulic Gear

Figure 1-52: 3J818G Hydraulic Cylinder, 4 -1/2 x 16 - Hydraulic Gear

### 3J818G Hydraulic Cylinder, 4-1/2 x 16 - Hydraulic Gear

ITEM	PART NUMBER	DESCRIPTION	QTY
	3J818	HYD CYLINDER - 4-1/2 X16 DA (BEFORE 01/15/2008)	1
1	3J498	CYLINDER PIN	1
2	1-557-010362-63	PIN,COTTER 1/4X2 ZP	2
3	-----	O RING	2
4	-----	BACK-UP RING	1
5	-----	ROD SEAL	1
6	-----	WIPER	1
7	-----	O RING	1
8	-----	BACK-UP RING	2
9	-----	BACK-UP RING	2
10	5J140	SEAL KIT (INCLUDES ITEMS 3-9)	1

### 3J818L Hydraulic Cylinder, 4-1/2 x 16 - Lion

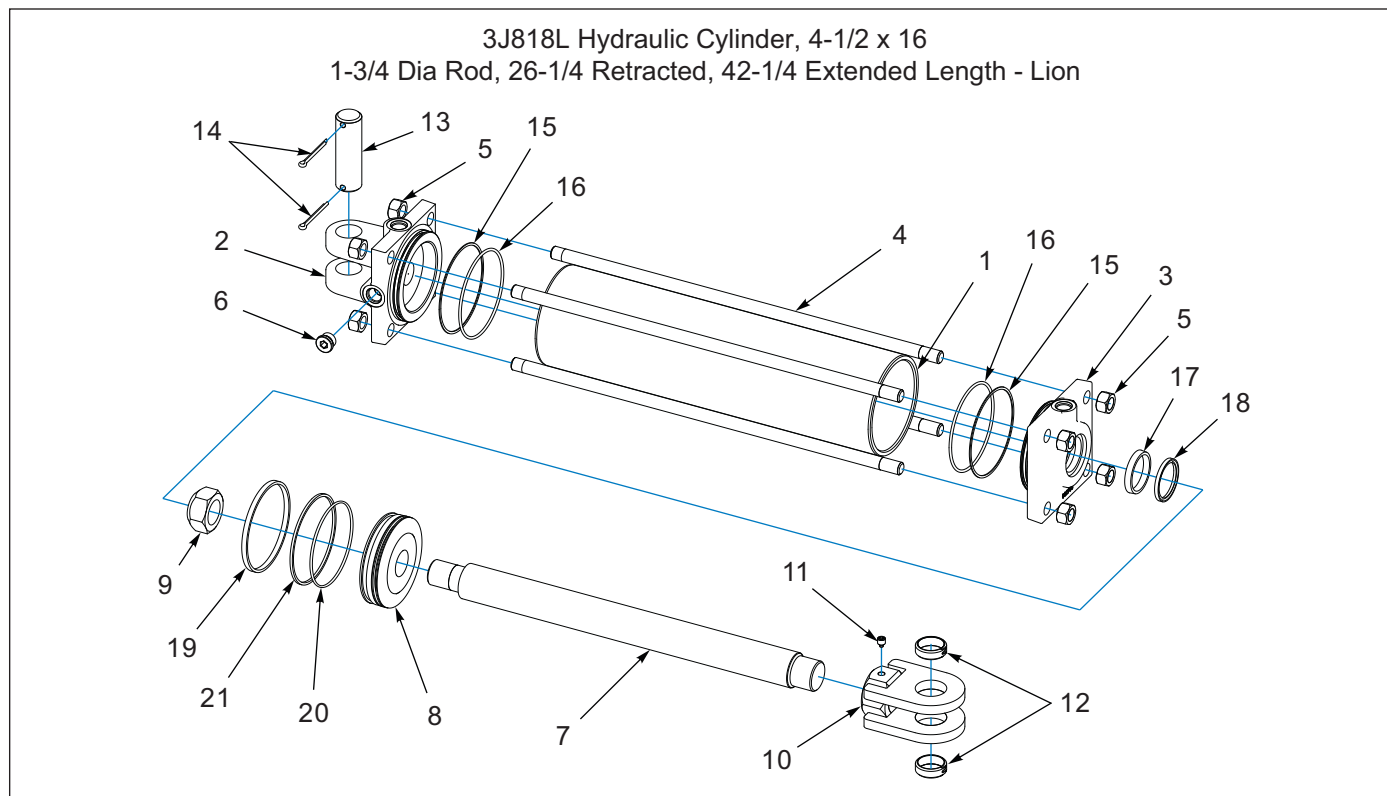


Figure 1-53: 3J818L Hydraulic Cylinder, 4-1/2 x 16 - Lion

### 3J818L Hydraulic Cylinder, 4-1/2 x 16 - Lion

ITEM	PART NUMBER	DESCRIPTION	QTY
	3J818	HYD CYLINDER - 4-1/2 X 16 DA (AFTER 01/15/2008)	1
1	-----	TUBE	1
2	-----	CLEVIS CAP	1
3	-----	ROD CAP	1
4	-----	TIE ROD	4
5	-----	NUT,HEX 5/8-18,ZP	8
6	-----	PLUG,SOCKET HEAD 3/4-16	1
7	-----	ROD	1
8	-----	PISTON	1
9	-----	NUT,LOCK 1-1/4-12,ZP	1
10	1P769	CLEVIS 1.5-12 X 2.25 X 4.375 (INCLUDES ITEMS 11,12)	1
11	1P770	SET SCREW,3/8-16 x 3/8 NYLON TIP	1
12	181176	SPRING BUSHING,1.25x1.5x0.5 (AFTER 02/14/2014)	2
13	4J549	PIN,1.25 x 4.0 H2	1
14	110-4224	PIN,COTTER 3/16 X 2IN LG	2
15	-----	SEAL,BU#244	2
16	-----	O-RING,244 (4.25x4.5) D90	2
17	-----	SEAL,HALLITE 605 ROD 1.75D	1
18	-----	SEAL,NOK-AR2573-EO 1.75BO	1
19	-----	WEAR RING,4.50-4.25-.25-GFN	1
20	-----	O-RING,155 (4.0x4.188) DUR90	1
21	-----	SEAL,PTFE PISTON RING 4.5D	1
22	1P746	SEAL KIT (INCLUDES ITEMS 15-21)	1

### 3J603C Hydraulic Cylinder, 3 x 8 - Cross

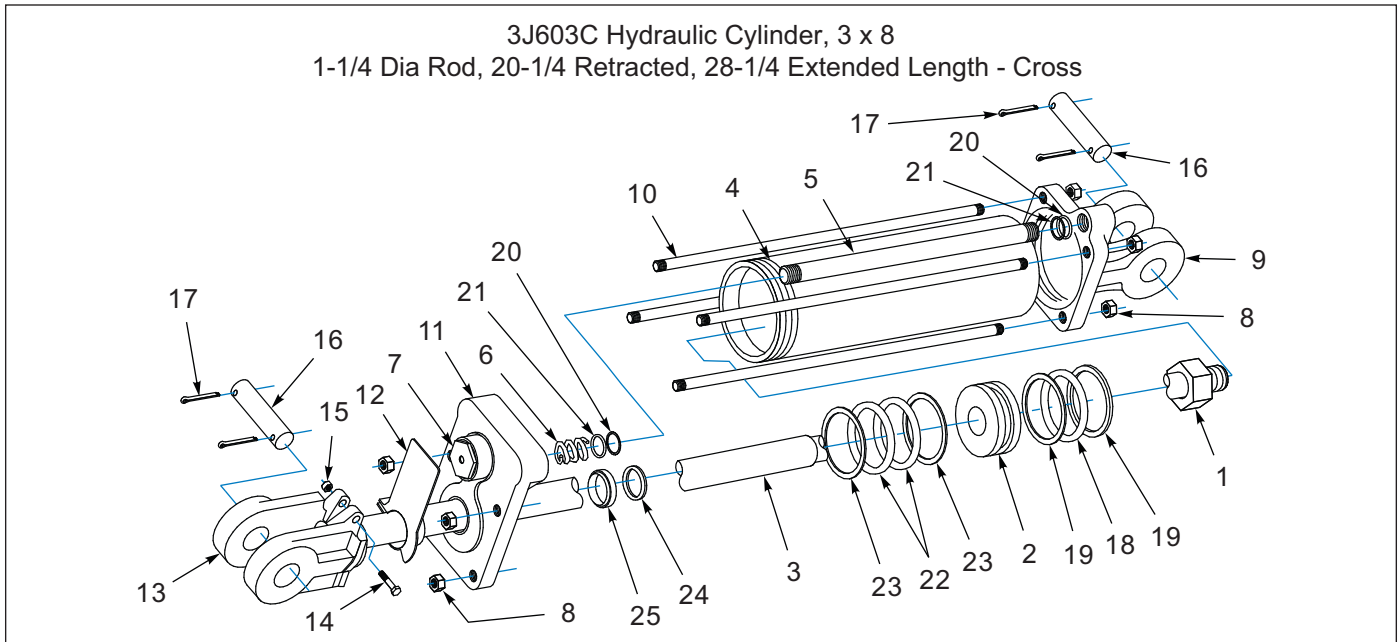


Figure 1-54: 3J603C Hydraulic Cylinder, 3 x 8 - Cross

### 3J603C Hydraulic Cylinder, 3 x 8 - Cross

ITEM	PART NUMBER	DESCRIPTION	QTY
	3J603	HYD CYLINDER	1
1	5K684	NUT	1
2	5K685	PISTON	1
3	5K686	ROD	1
4	5K687	TUBE	1
5	5K688	FEED TUBE	1
6	5K689	SPRING	1
7	5K690	CARTRIDGE ASSEMBLY	1
8	5K691	NUT	8
9	5K692	BASE CLEVIS	1
10	5K693	TIE ROD	4
11	5K694	HEAD	1
12	5K695	ACTUATOR ASSEMBLY	1
13	5K696	ROD CLEVIS	1
14	5K697	CAPSCREW	1
15	5K698	NUT	1
16	7J067	CLEVIS PIN, 1 X 4	2
17	110-4224	PIN,COTTER-3/16 X 2IN LG	4
18	-----	O-RING	1
19	-----	BACK-UP RING	2
20	-----	BACK-UP RING	2
21	-----	O-RING	2
22	-----	O-RING	2
23	-----	BACK-UP RING	2
24	-----	U-CUP	1
25	-----	WIPER	1
26	5K699	SEAL KIT (INCLUDES ITEMS 18 - 25)	1

### 3J603P Hydraulic Cylinder, 3 x 8 - Prince

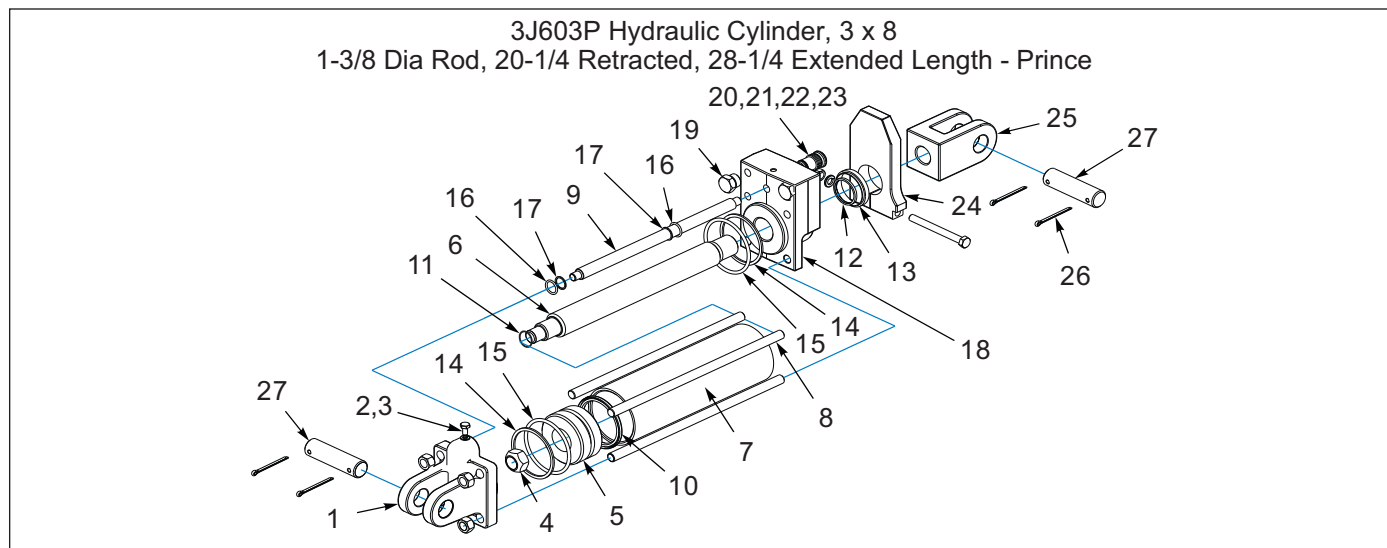


Figure 1-55: 3J603P Hydraulic Cylinder, 3 x 8 - Prince

### 3J603P Hydraulic Cylinder, 3 x 8 - Prince

ITEM	PART NUMBER	DESCRIPTION	QTY
	3J603	HYDRAULIC CYLINDER 3 X 8	1
1	-----	BUTT ( <b>BASE</b> )	1
2	-----	NYLTITE SEAL	1
3	3J730	CAPSCREW	1
4	6D918	LOCK NUT ( <b>3/4-16</b> )	1
5	-----	PISTON	1
6	-----	PISTON, ROD	1
7	3J719	TUBE, CYL	1
8	3J721	TIE ROD	4
9	3J720	MANIFOLD TUBE	1
10	-----	URETHANE SEAL	1
11	-----	O-RING	1
12	-----	U-CUP	1
13	-----	WIPER	1
14	-----	BACK-UP WASHER	2
15	-----	O-RING	2
16	-----	O-RING	2
17	-----	BACK-UP WASHER	2
18	7J050	GLAND ( <b>WITH PORTS REQUIRING O-RINGS</b> )	1
18	3J726	GLAND ( <b>WITH PIPE THREADS</b> )	1
19	1-007-010025	PLUG, 3/4-16 O-RING BOSS	1
20	9J638	VALVE ASSEMBLY	1
21	-----	O-RING	1
22	-----	O-RING	1
23	-----	BACK-UP WASHER	1
24	9J804	STRIKER PLATE ASM-5K695 - DEA	1
25	-----	CLEVIS ASSEMBLY	1
26	110-4224	PIN,COTTER-3/16 X 2IN LG	4
27	5J650	CLEVIS PIN	2
28	3J729	SEAL KIT ( <b>INCLUDES ITEMS 10-17</b> )	1



Decals

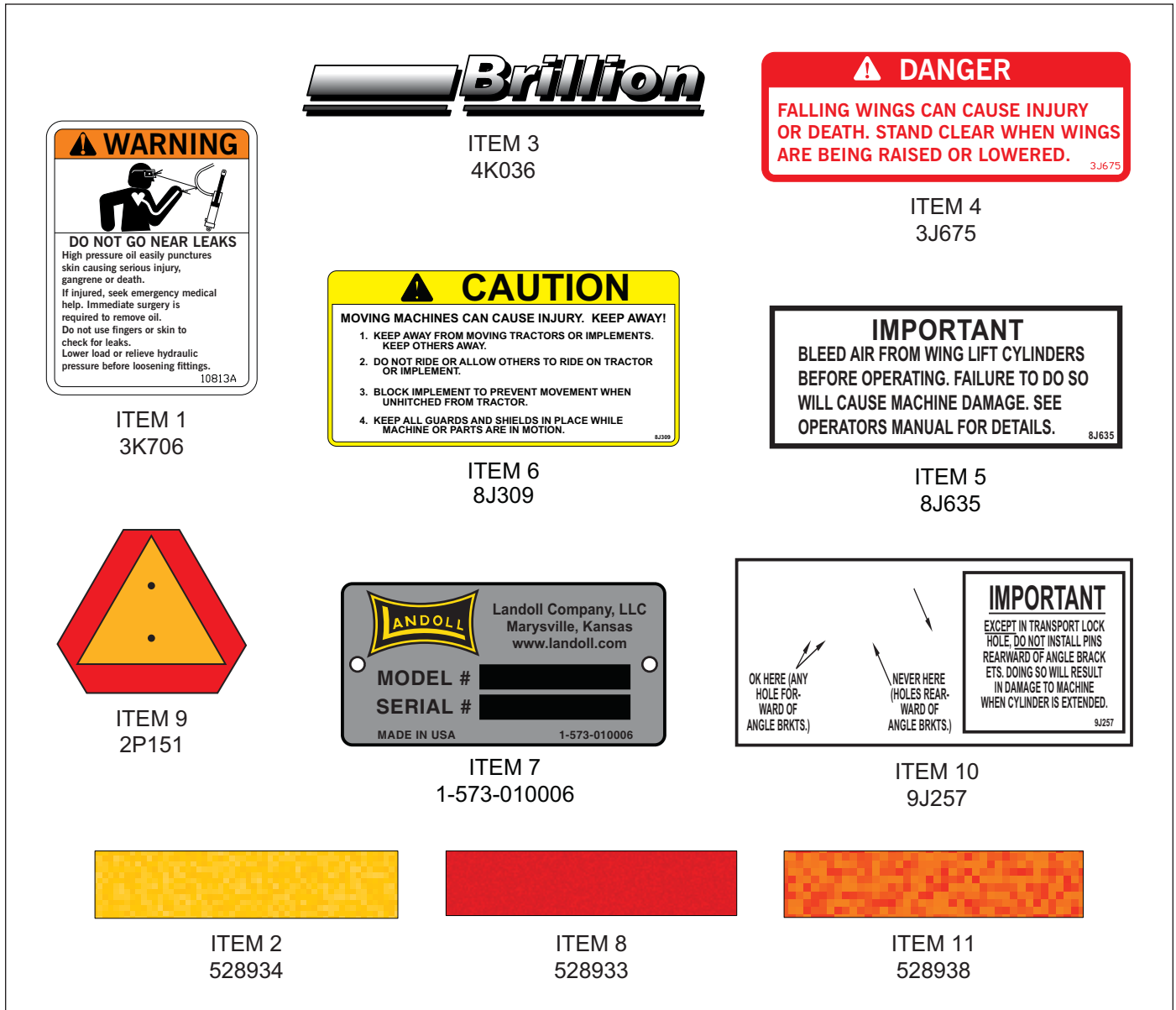


Figure 1-56: Decals

Decals

ITEM	PART NUMBER	DESCRIPTION	QTY
1	3K706	DECAL-WARNING HYDRAULIC LEAKS	1
2	528934	REFLECTOR - YELLOW	6
3	4K036	DECAL-BRILLION (2 3/4 X 20)	8
4	3J675	STAND CLEAR DECAL	4
5	8J635	IMPORTANT DECAL	1
6	8J309	DECAL - CAUTION	1
7	1-573-010006	PLACARD NAME	1
8	528933	REFLECTOR - RED	2
9	2P151	SMV W/BRACKET	1
10	9J257	"IMPORTANT" DECAL	1
11	528938	STRIPE, ORANGE	4

# Decal Locations

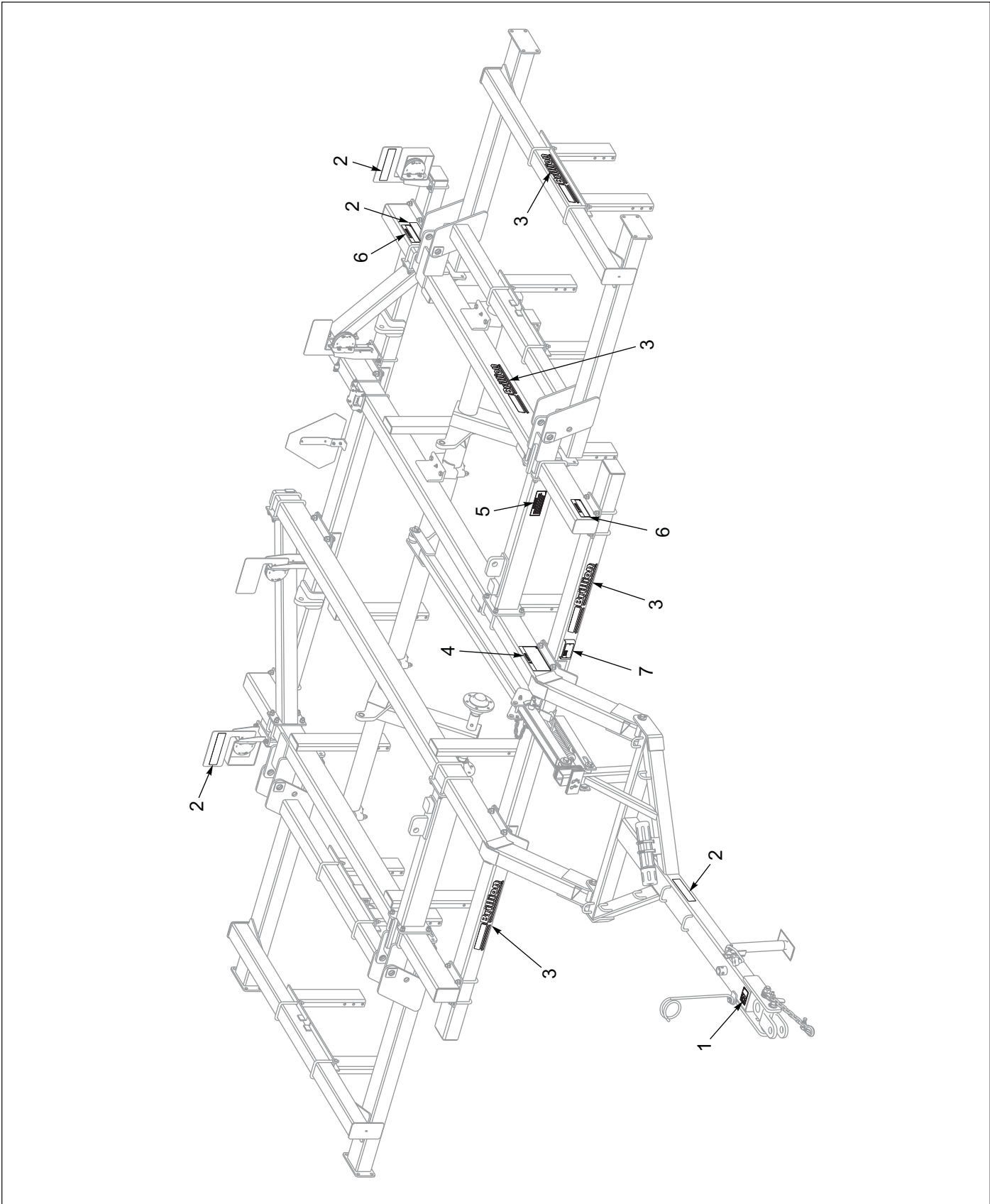


Figure 1-57: WL2603-3003 Front View Decals

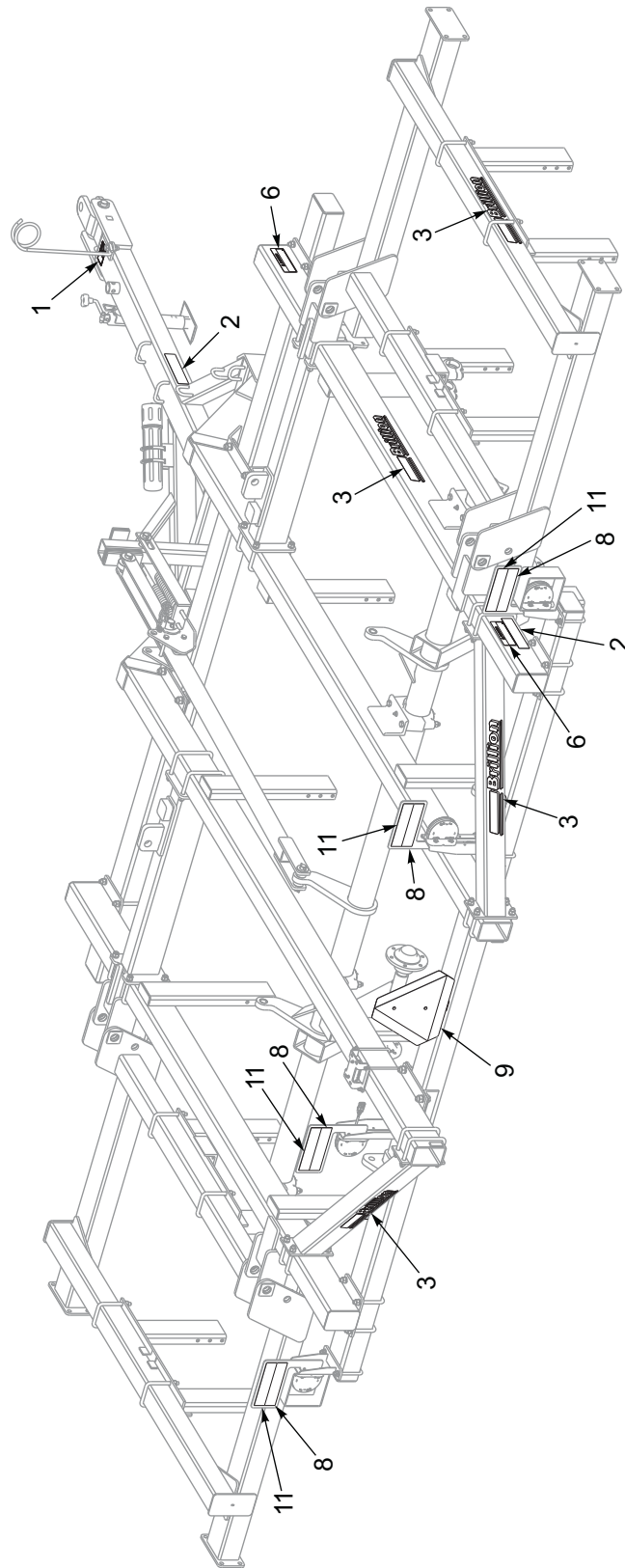


Figure 1-58: WL2603-3003 Rear View Decals (After 07/2016)

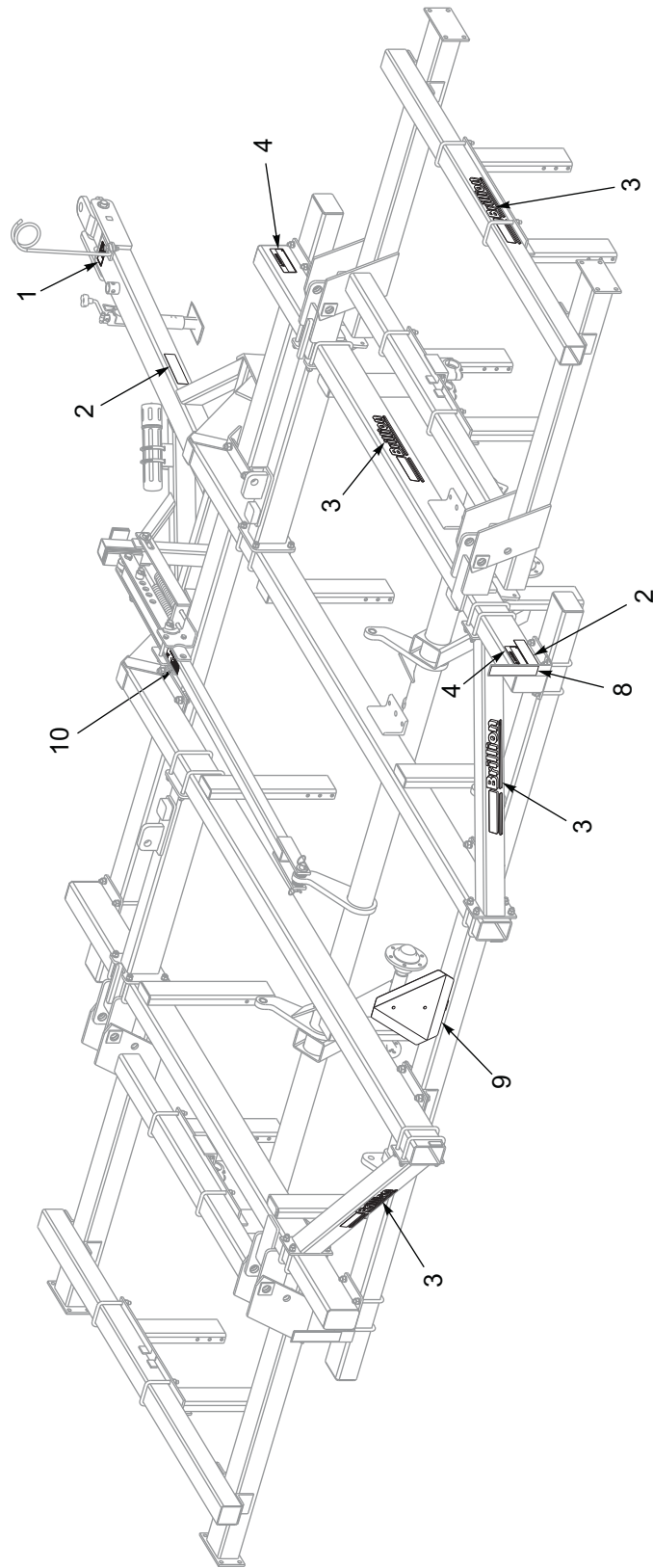


Figure 1-59: WL2603-3003 Rear View Decals (Before 07/2016)

## Glossary

For clarity this glossary of industry standard abbreviations and their definitions are provided. For additional information, see instruction on the first page of the parts chapter or the last page of this manual.

**A**

**ASM** ..... Assembly

**B**

**BATT** ..... Battery  
**BHSC** ..... Button Head Socket Cap  
**BLK** ..... Black

**C**

**CB** ..... Carriage Bolt  
**CONN** ..... Connector  
**CRG** ..... Carriage  
**CTSK** ..... Countersunk  
**CTWT** ..... Counterweight  
**CVR** ..... Cover  
**CYD** ..... Cylinder

**D**

**DBL** ..... Double  
**DIA** ..... Diameter

**E**

**ENCLSD** ..... Enclosed

**F**

**FHCS** ..... Flanged Head Cap Screw  
**FHHCS** ..... Flanged Hex Head Cap Screw  
**FL OR FLG** ..... Flange  
**FLT** ..... Flat

**G**

**GA** ..... Gauge

**H**

**HHCS** ..... Hex Head Cap Screw  
**HCS** ..... High Carbon Steel  
**HD** ..... Head  
**HLCL** ..... Helical  
**HCSKT** ..... Hex Socket  
**HSFC** ..... Hex Socket Flat Countersunk  
**HYD** ..... Hydraulic

**I**

**ID** ..... Inside Diameter

**L**

**LH** ..... Lefthand  
**LKG OR LOCK** ..... Locking  
**LWR** ..... Lower

**M**

**MANF** ..... Manifold  
**MNT** ..... Mount

**N**

**NRW** ..... Narrow  
 ----- ..... Not Serviced Separately

**O**

**OD** ..... Outside Diameter  
**OHG** ..... Overhead Guard  
**ORFS OR ORS** ..... O-Ring Seal  
**ORP OR ORB** ..... O-Ring Boss

**P**

**P-STEER** ..... Power Steering  
**PTFE** ..... Polytetrafluoroethylene (Teflon)

---

**R**

RH ..... Righthand  
RND ..... Round

---

**S**

SER ..... Series  
SHCS ..... Socket Head Cap Screw  
SHLD ..... Shield  
SKT ..... Socket  
SLFLKG ..... Selflocking  
SOC ..... Socket  
SPDT ..... Single Pole Double Throw  
SPR ..... Spring  
SQ ..... Square  
SRTD ..... Serrated  
SSCR ..... Setscrew  
SST ..... Stainless Steel  
STD ..... Standard

---

**U**

UPR ..... Upper

---

**W**

WHL ..... Wheel  
WLD OR WLDMT ..... Weldment

**Numerics**

1/4X1-1/2 .....	1-9	1-512-010005-09	1-3, 1-5, 1-7, 1-19, 1-23, 1-27, 1-31, 1-37, 1-39
1-007-010015 .....	1-55	1-512-010005-13 .....	1-5, 1-7
1-007-010025 .....	1-80	1-512-010005-19 .....	1-9
101386 .....	1-25, 1-27, 1-29, 1-31	1-512-010007-05 .....	1-35
101988 .....	1-19, 1-23, 1-27	1-512-010007-07 .....	1-61, 1-62
104032 .....	1-3, 1-74, 1-75	1-512-010007-09 ..	1-3, 1-17, 1-19, 1-21, 1-23, 1-25, 1-27, 1-29, 1-31, 1-40, 1-41, 1-42, 1-47, 1-60, 1-61, 1-62, 1-63, 1-64, 1-67, 1-69
105-0093 .....	1-5, 1-7	1-512-010007-11 ..	1-3, 1-11, 1-17, 1-19, 1-21, 1-23, 1-25, 1-27, 1-29, 1-31, 1-37, 1-39, 1-67, 1-69, 1-70
105-0228 .....	1-59	1-512-010007-12 ..	1-3, 1-35, 1-37, 1-39, 1-67, 1-69
105874 .....	1-55, 1-59, 1-60	151508 .....	1-9
110-0354 .....	1-67, 1-69	1-516-010001-20 .....	1-13
110-4224 .. 1-72, 1-73, 1-74, 1-75, 1-76, 1-78, 1-79, 1-80		1-557-010327 .....	1-7, 1-21, 1-23
1-116-010019 .....	1-5, 1-7	1-557-010362-51 ..	1-13, 1-17, 1-19, 1-21, 1-23, 1-29, 1-31
113064 .....	1-11	1-557-010362-63 .....	1-35, 1-77
116100 .....	1-35	156945 .....	1-53
116431 .....	1-53	1-573-010006 .....	1-81
116436 .....	1-57	162779 .....	1-53, 1-57
117163 .....	1-57	163111 .....	1-32
123547 .....	1-53	164700 .....	1-59
1-298-010001-1 .....	1-11, 1-13	1-647-010004221 .....	1-5, 1-7
1-397-010369036 .....	1-53	1-647-010004255 .....	1-35
141434 .....	1-9	1-647-010004259 .....	1-35
141826 .....	1-53	1-654-010047-06 .....	1-70
141828 .....	1-53, 1-57, 1-71	1-654-010047-08 .....	1-59
141881 .....	1-57	1-654-010047-09 .....	1-59
1422176 .....	1-53	1-654-010047-12 .....	1-35
142757 .....	1-60	1-654-010049-05 .....	1-3
143871 .....	1-70	1-654-010049-11 .....	1-74, 1-75
147072 .....	1-7, 1-9, 1-21, 1-23	1-654-010051-06 .....	1-5
147583 .....	1-53	1-654-010051-10 .....	1-5
148338 .....	1-71	1-654-010051-13 .....	1-12, 1-13
150273 .....	1-53, 1-71	1-654-010051-15 .....	1-61, 1-62
1-512-010005-01 .....	1-59, 1-70	1-654-010055-03 .....	1-63, 1-64, 1-67, 1-69
1-512-010005-05 .....	1-12, 1-13, 1-59		

1-654-010055-04	1-3, 1-61, 1-62	1-861-010032-09	1-3
1-654-010055-12	1-67, 1-69	1-861-010032-11	1-61, 1-62
1-654-010055-13	1-29, 1-31	1-861-010032-15	1-61, 1-62
1-654-010055-15	1-5, 1-7	1-861-010032-18	1-5, 1-7
1-654-010055-17	1-3, 1-37, 1-39	1-861-010032-20	1-17, 1-19, 1-21, 1-23, 1-25, 1-27, 1-29, 1-31
1-654-010059-04	1-39	1-861-010032-24	1-5, 1-7, 1-9, 1-13, 1-67, 1-69
1-654-010059-05	1-5, 1-7	1-861-010034-09	1-35
1-654-010059-06	1-29, 1-31	1-861-010034-11	1-61, 1-62
1-654-010059-17	1-70	1-861-010034-13	1-3, 1-17, 1-19, 1-21, 1-23, 1-25, 1-27, 1-29, 1-31, 1-40, 1-41, 1-42, 1-47, 1-60, 1-61, 1-62, 1-63, 1-64, 1-67, 1-69
1-654-010059-21	1-17, 1-19, 1-25, 1-27, 1-67, 1-69	1-861-010034-15	1-3, 1-11, 1-17, 1-19, 1-21, 1-23, 1-25, 1-27, 1-29, 1-31, 1-37, 1-39, 1-67, 1-69, 1-70
1-654-010061-05	1-3	1-861-010034-17	1-3, 1-35, 1-37, 1-39, 1-67, 1-69
1-654-010070-03	1-41	196120	1-5
1-654-010070-11	1-19, 1-23, 1-27, 1-31	199588	1-59
1-654-010080-2	1-47	1C023	1-11
168358	1-12	1D594	1-5, 1-7, 1-29, 1-31
168365	1-35, 1-46	1J131	1-55
168366	1-35, 1-46	1J834	1-19, 1-23, 1-27
168367	1-35, 1-39, 1-46	1J887	1-19, 1-23, 1-27
168368	1-39, 1-46	1J961	1-72
168369	1-37, 1-46	1K028	1-43, 1-45, 1-48
168370	1-37, 1-46	1K029	1-37, 1-43
168371	1-35, 1-39, 1-44	1K035	1-3
168372	1-35, 1-44	1K039	1-3
168373	1-37, 1-44	1K040	1-3
169561	1-9	1K041	1-3
174435	1-59	1K074	1-37, 1-45
174436	1-59	1K075	1-37, 1-45
174437	1-59	1K086	1-61
175151	1-59	1K087	1-61
175152	1-59	1K089	1-3
177536	1-67	1K181	1-9
177537	1-69	1K188	1-5, 1-7, 1-9
178506	1-59	1K527	1-62
178529	1-59	1K892	1-12
181176	1-78	1P443	1-73, 1-76
184480	1-5		
1-861-010032-06	1-59		
1-861-010032-07	1-25, 1-27		



---

1P744	1-73, 1-76	3J557	1-63, 1-64, 1-67, 1-69
1P746	1-78	3J561	1-63, 1-64, 1-67, 1-69
1P769	1-78	3J603	1-17, 1-19, 1-25, 1-27, 1-57, 1-79, 1-80
1P770	1-78	3J615	1-55
201436	1-5	3J675	1-81
201439	1-5	3J719	1-80
201440	1-5	3J720	1-80
202702-8-8S	1-53, 1-57, 1-71	3J721	1-80
203003-8-8S	1-53	3J726	1-80
203102-8-8S	1-53	3J729	1-80
2033-8-8S	1-71	3J730	1-80
205353	1-59	3J818	1-35, 1-53, 1-55, 1-71, 1-77, 1-78
2062-8-8S	1-53	3J880	1-5, 1-7
2071-8-8S	1-53, 1-57	3K045	1-40, 1-41, 1-42
2216-8-8S	1-55	3K678	1-67, 1-69
2C628	1-17, 1-21, 1-25, 1-29	3K683	1-67, 1-69
2C643	1-11	3K686	1-67, 1-69
2J094	1-17, 1-19, 1-21, 1-23, 1-25, 1-27, 1-29, 1-31	3K687	1-67, 1-69
2J155	1-19, 1-23, 1-27, 1-31	3K693	1-67, 1-69
2J241	1-19, 1-23, 1-27, 1-31	3K694	1-67, 1-69
2J858	1-9	3K706	1-9, 1-81
2K638	1-35	3P079	1-73, 1-76
2K672	1-17, 1-19, 1-21, 1-23	3P228	1-31
2P071	1-5	4C778	1-29, 1-31
2P111	1-76	4C789	1-29
2P151	1-3, 1-81	4C856	1-67, 1-69
2P252	1-5	4D100	1-9
2P253	1-59	4D386	1-17, 1-21, 1-25, 1-29
2P740	1-73	4J549	1-7, 1-78
3C491	1-29, 1-31	4J918	1-59, 1-60
3J131	1-40, 1-41, 1-42	4K036	1-37, 1-39, 1-81
3J450	1-35, 1-37, 1-39, 1-67, 1-69	4K751	1-60
3J496	1-9, 1-35	4K772	1-60
3J498	1-77	4K773	1-60
3J512	1-5, 1-7	4K777	1-55, 1-74
3J551	1-63, 1-64, 1-67, 1-69	4K797	1-60
3J552	1-63, 1-64, 1-67, 1-69	4K800	1-60
3J556	1-63, 1-64, 1-67, 1-69	5210	1-29, 1-31

---

528933	1-3, 1-59, 1-81	6C400	1-5, 1-7
528934	1-3, 1-9, 1-59, 1-81	6C468	1-25, 1-27
528938	1-59, 1-81	6D147	1-55
5C078	1-17, 1-19, 1-21, 1-23, 1-25, 1-27, 1-29, 1-31	6D275	1-11
5C100	1-11, 1-14	6D333	1-5, 1-7
5C479	1-13	6D336	1-13
5C480	1-13	6D337	1-13
5C913	1-13	6D338	1-13
5C914	1-13	6D716	1-55
5D012	1-29, 1-31	6D918	1-80
5D921	1-17, 1-19, 1-21, 1-23, 1-25, 1-27, 1-29, 1-31	6J045	1-5, 1-7
5J080	1-19, 1-23, 1-27, 1-31	6J150	1-25, 1-27, 1-60
5J140	1-77	6J459	1-5, 1-7
5J195	1-74, 1-75	6J460	1-5, 1-7
5J375	1-43, 1-44, 1-45, 1-46, 1-47	6J580	1-7
5J536	1-35	6J765	1-13
5J571	1-5	6J766	1-11, 1-12, 1-13
5J609	1-19, 1-23, 1-27, 1-31	6J820	1-25, 1-27
5J616	1-17, 1-19, 1-21, 1-23, 1-25, 1-27, 1-29, 1-31	6K103	1-51
5J650	1-72, 1-73, 1-74, 1-75, 1-76, 1-80	6K104	1-50
5J768	1-7, 1-21, 1-23	6K105	1-50, 1-51
5K684	1-79	6K132	1-50, 1-51
5K685	1-79	6K169	1-44, 1-46, 1-49
5K686	1-79	6K170	1-44, 1-46, 1-49
5K687	1-79	6K171	1-44, 1-46, 1-49
5K688	1-79	6K190	1-49, 1-50
5K689	1-79	6K191	1-49, 1-51
5K690	1-79	6K458	1-5, 1-7
5K691	1-79	6K843	1-11, 1-53, 1-55, 1-71, 1-75, 1-76
5K692	1-79	6K928	1-11, 1-14
5K693	1-79	71508985	1-57
5K694	1-79	71508987	1-53
5K695	1-79	7D014	1-19, 1-23, 1-27, 1-31
5K696	1-79	7D590	1-25, 1-27, 1-29, 1-31
5K697	1-79	7D728	1-19, 1-23, 1-27, 1-31
5K698	1-79	7J050	1-80
5K699	1-79	7J067	1-29, 1-31, 1-73, 1-79
5K793	1-74	7J237	1-17, 1-19, 1-25, 1-27

---

7J990	1-3	8J791	1-14
7K260	1-75	8J792	1-14
8D099	1-25, 1-27, 1-67, 1-69	8J810	1-35
8D857	1-9	8J903	1-5, 1-7
8J001	1-43, 1-44	8J918	1-72
8J014	1-61, 1-62	9C031	1-47
8J015	1-61, 1-62	9D021	1-63, 1-64
8J051	1-70	9D135	1-14
8J077	1-61	9D307	1-63, 1-67
8J083	1-7, 1-21, 1-23	9D524	1-55, 1-72, 1-73
8J085	1-5, 1-7	9D654	1-11
8J104	1-5, 1-7	9D662	1-17, 1-21, 1-25, 1-29
8J113	1-5, 1-7	9D673	1-47
8J118	1-5, 1-7	9D674	1-60
8J163	1-5, 1-7	9D752	1-64, 1-69
8J172	1-17, 1-21, 1-25, 1-29	9D923	1-13
8J212	1-5, 1-7	9D989	1-37, 1-39
8J309	1-81	9J090	1-3, 1-17, 1-21, 1-37, 1-39
8J570	1-3	9J091	1-3, 1-19, 1-23, 1-37, 1-39
8J591	1-3	9J096	1-17, 1-21
8J595	1-13	9J099	1-11, 1-12
8J614	1-35, 1-37, 1-39	9J100	1-29, 1-31
8J630	1-39	9J107	1-21
8J632	1-3	9J108	1-19, 1-23
8J635	1-81	9J109	1-19, 1-23
8J637	1-35	9J110	1-19, 1-23
8J644	1-32	9J111	1-17, 1-19, 1-21, 1-23
8J650	1-35, 1-53, 1-55	9J112	1-19, 1-23
8J651	1-53, 1-55	9J114	1-23
8J652	1-35	9J120	1-17, 1-21
8J653	1-3	9J126	1-3
8J654	1-25, 1-27, 1-29, 1-31	9J127	1-3
8J655	1-25, 1-27, 1-29, 1-31	9J131	1-29, 1-31
8J656	1-62	9J133	1-32
8J675	1-25, 1-27	9J134	1-29, 1-31, 1-32
8J702	1-63	9J139	1-37, 1-39
8J703	1-64	9J140	1-37, 1-39
8J709	1-70	9J141	1-37, 1-39

---

---

9J142	1-37, 1-39	9J584	1-61
9J143	1-23	9J588	1-61, 1-62
9J144	1-23	9J638	1-80
9J145	1-21	9J804	1-80
9J146	1-21	9J811	1-45, 1-46
9J151	1-31	9J818	1-45, 1-46
9J152	1-29	9J819	1-45, 1-46
9J155	1-25, 1-27, 1-29, 1-31	9J820	1-45, 1-46
9J159	1-25, 1-29	9J821	1-45, 1-46
9J160	1-25, 1-29	9J830	1-35, 1-39, 1-45
9J163	1-25, 1-29	9J831	1-39, 1-45
9J164	1-25, 1-29	9J832	1-35, 1-45
9J165	1-27, 1-31	9J833	1-35, 1-45
9J166	1-27, 1-31	9J852	1-42
9J168	1-27, 1-31	9J882	1-40
9J169	1-27, 1-31	9J883	1-35, 1-40
9J170	1-17, 1-19, 1-21, 1-23	9J884	1-42
9J187	1-3, 1-35	9J885	1-37, 1-39, 1-42
9J214	1-17, 1-19, 1-25, 1-27	9K446	1-71
9J216	1-17, 1-19, 1-25, 1-27	9K822	1-59
9J218	1-17, 1-25		
9J220	1-19, 1-27		
9J229	1-25, 1-27		
9J257	1-7, 1-81		
9J277	1-45, 1-46		
9J278	1-5, 1-7		
9J500	1-43, 1-44		
9J502	1-48		
9J503	1-48		
9J515	1-43, 1-45, 1-48		
9J516	1-43, 1-45, 1-48		
9J522	1-35, 1-39, 1-43		
9J523	1-35, 1-43		
9J560	1-35, 1-37, 1-39, 1-41		
9J561	1-41		
9J570	1-40		
9J581	1-61, 1-62		
9J582	1-61, 1-62		



# Instructions for Ordering Parts

**\*\* Repair parts must be ordered through an Authorized Dealer \*\***

## DEALER INSTRUCTIONS FOR ORDERING PARTS FROM LANDOLL PARTS DISTRIBUTION CENTER

PHONE #: 800-423-4320 OR 785-562-5381

FAX #: 888-527-3909

ORDER ONLINE: [Dealer.landoll.com](http://Dealer.landoll.com)

### IDENTIFICATION PLATE

See Figure 14-1 for the Identification Plate, which lists the model and serial number of the equipment. It is located on the left side of the WL Folding Pulvi-Mulcher.

### SERIAL NUMBER NOMENCLATURE

The serial number for the WL Folding Pulvi-Mulcher is located on the identification plate. The following information will help decode the Landoll serial number.

**PMD22000100 = xxmysssss**

<b>xx</b>	= model series (i.e. "PM" for all Pulvi-Mulchers)
<b>m</b>	= month of manufacture (ex. "D" means April. The letter I is not used.)
<b>yy</b>	= last digits of the year manufactured (ex. "22" means 2022)
<b>sssss</b>	= Sequential number used to track warranty and service information.



**Figure 4-1: Identification Plate**

## Manuals for WL Folding Pulvi-Mulcher Models 2603 and 3003

Manual Number	Manual Type
1K063	Operator's Manual
1K064	Parts Manual

# Document Control Revision Log:

Date	Form #	Improvement(s): Description and Comments
03/09/2007	1K063	Initial Release
03/13/2020	1K063-0320	



**Intertek**

Equipment from Landoll Company, LLC is built to exacting standards ensured by ISO 9001 registration at all Landoll manufacturing facilities.

**WL Folding Pulvi-Mulcher  
Models: WL, WCL, WLC, WCC,  
WLS, WCLS, WLCS, WCCS,  
2603 and 3003**

**Parts Manual**

**Re-Order Part Number 1K064**

**LANDOLL COMPANY, LLC**

1900 North Street

Marysville, Kansas 66508

(785) 562-5381

800-428-5655 ~ **WWW.LANDOLL.COM**



Copyright 2022. Landoll Company, LLC

“All rights reserved, including the right to reproduce this material or portions thereof in any form.”

