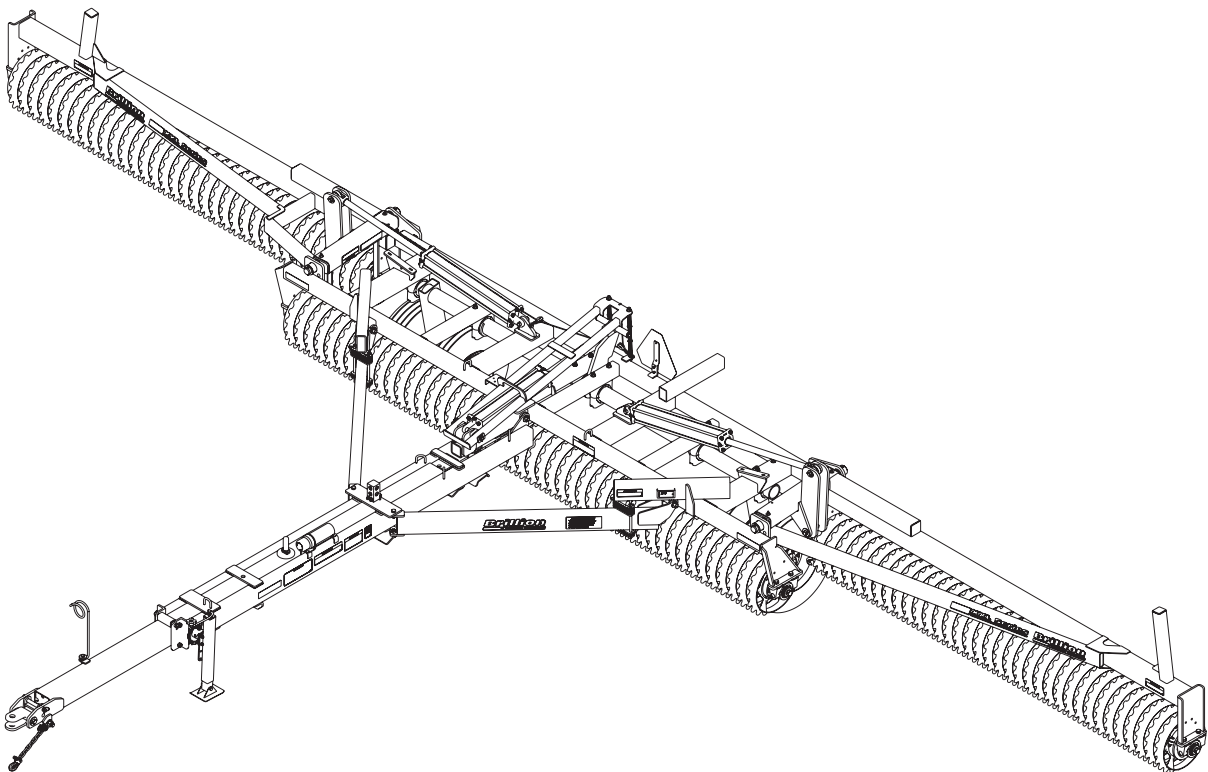




XXL Pulverizer 38 through 46 Models Parts Manual



LANDOLL COMPANY, LLC

1900 North Street

Marysville, Kansas 66508

(785) 562-5381

800-428-5655 ~ WWW.LANDOLL.COM

Manuals for XXL Pulverizer - 38' thru 46'

Manual Number	Manual Type
F-794	Operator's Manual
F-793	Parts Manual

Table of Contents

1 Illustrated Parts List

Instructions for Ordering Parts	1-1
Frame	1-2
Transport Lock	1-4
Transport Lock Linkage	1-6
Transport Axle	1-8
Hub and Spindle	1-9
Wheel Assembly	1-10
Drawbar	1-12
Wing Frame Installation	1-14
Center Frame Roller	1-16
Center Frame V-Roller	1-18
Wing Frame Roller	1-20
Wing Frame V-Roller 11' and 12'	1-22
Wing Frame Roller 13', 14' and 15'	1-24
Trunnion Bearing	1-26
Roller Axle Assembly, Notched Ductile	1-28
Roller Axle Assemblies, Crowfoot	1-29
Roller Axle Assemblies, Optimizer	1-30
V-Roller Axle Assemblies - 6.5', 7' and 7.5'	1-31
V-Roller Axle Assemblies - 11' and 12'	1-32
Axle Assemblies	1-33
Axle Assemblies, Stub and Bearing	1-34
Axle Clamp	1-35
Hydraulic Schematic	1-36
Hydraulic Layout	1-38
Electrical Schematic	1-41
LED Warning Lights	1-42
Center Scrapers - Optional	1-44
Wing Scraper - Optional	1-45
Center V-Wheel Scrapers - Optional	1-46
Wing V-Wheel Scrapers - 11' and 12'	1-47
Wing V-Wheel Scrapers - 13', 14' and 15'	1-48
Acre Meter Kit - Optional	1-50
Acre Meter Assembly - Optional	1-52
Magnet Wheel Assembly - Optional	1-53
Clamp End Spacer Kits, 3/4" and 1/2" - Optional	1-54
Clamp End Spacer Kits, 1", 1-1/4" and 1-1/2" - Optional	1-55
9J493L Hydraulic Cylinder, 4 x 24 - Lion - 671665	1-56
5J830L Hydraulic Cylinder, 4 x 30 - Lion - 671667	1-57
Decals	1-58
Decal Location	1-60

2 Glossary

3 Index

Illustrated Parts List

Instructions for Ordering Parts

**** Repair parts must be ordered through an authorized dealer ****

DEALER INSTRUCTIONS FOR ORDERING PARTS FROM LANDOLL PARTS DISTRIBUTION CENTER

PHONE #: 800-423-4320 OR 785-562-5381

FAX #: 888-527-3909

ORDER ONLINE: Dealer.landoll.com

IDENTIFICATION PLATE

See Figure 1-1 for the Identification Plate, which lists the model and serial number of the equipment. It is located on the left side of the X-Fold Pulverizer.

SERIAL NUMBER NOMENCLATURE

The serial number for the X-Fold Pulverizer is located on the identification plate. The following information will help decode the Landoll serial number.

PXD22000100 = xxmysssss

xx	= model series (i.e. "PX" for all Pulverizer)
m	= month of manufacture (ex. "D" means April. The letter I is not used.)
yy	= last digits of the year manufactured (ex. "22" means 2022)
sssss	= Sequential number used to track warranty and service information.




Figure 1-1: Identification Plate

Frame

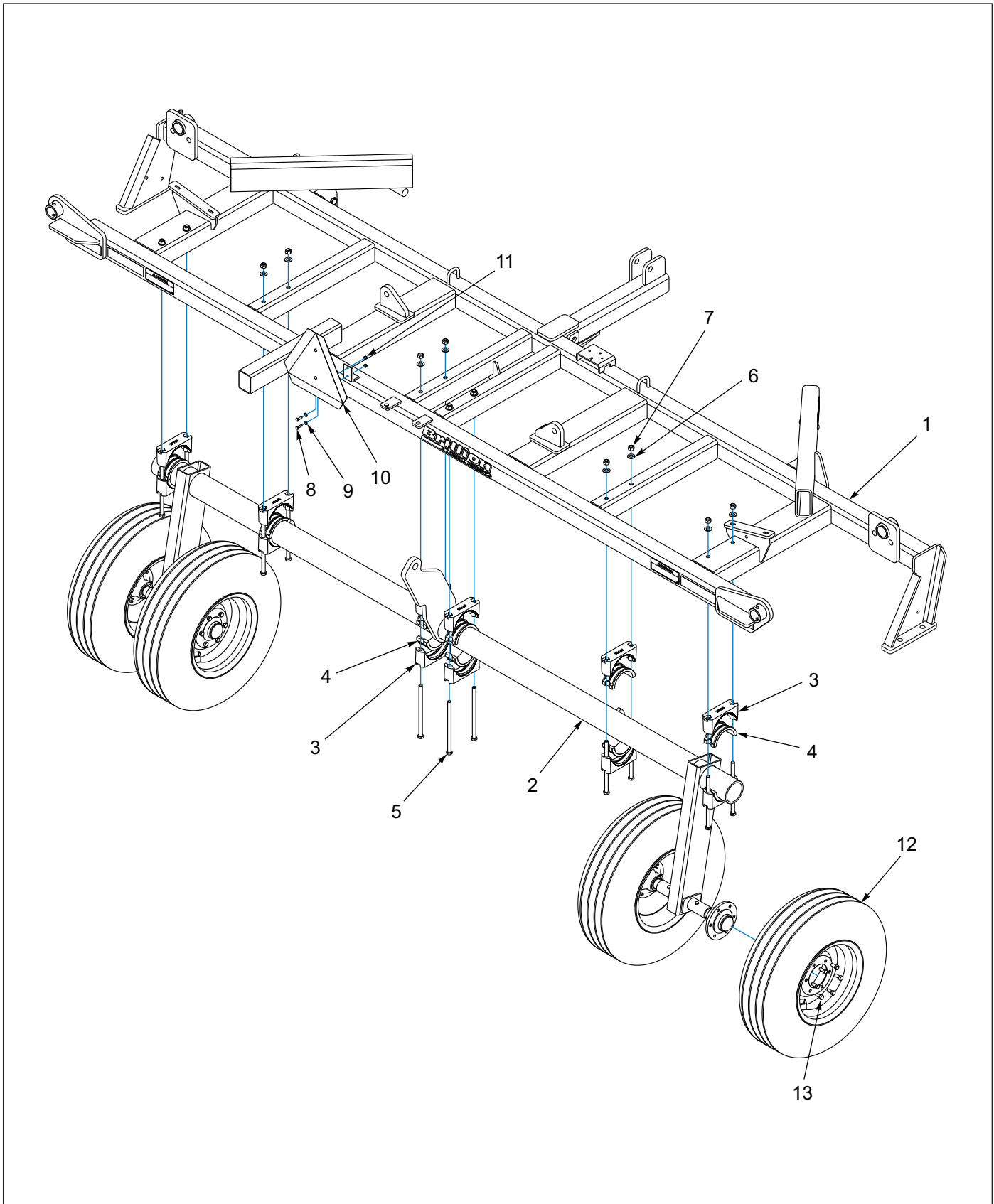


Figure 1-2: Frame

Frame

ITEM	PART NUMBER	DESCRIPTION	QTY
1	190868	FRAME, XXL38-46FT CENTER ASM	1
2	9J675	TRANSPORT AXLE (SEE PAGE 1-8)	1
3	2P794	BRG HALF, 4 1/2 INSERT	12
4	2P793	BRG INSERT, 4 1/2	12
5	107-0023	5/8-11 X 11LG HHCS GR5, ZP	12
6	1-861-010032-18	WASHER, FLAT 5/8 N ZP/CD	12
7	1-512-010005-13	NUT, HEX SLFLKG GRB 5/8-11	12
8	1-654-010049-05	SCREW, HX CP 5/16-18UNC X 1, GR5	2
9	1-861-010032-08	WASHER, FLAT 5/16 ZP	2
10	2P151	SMV W/BRACKET	1
11	104032	NUT, HX SLF-LKG W/MYL 5/16-18	2
12	6K921	WHEEL 8J791/NO TUBE/6D312 (SEE PAGE 1-10)	4
13	5C100	WHEEL BOLT 1/2-20 X 1 GR5, ZP	24

Transport Lock

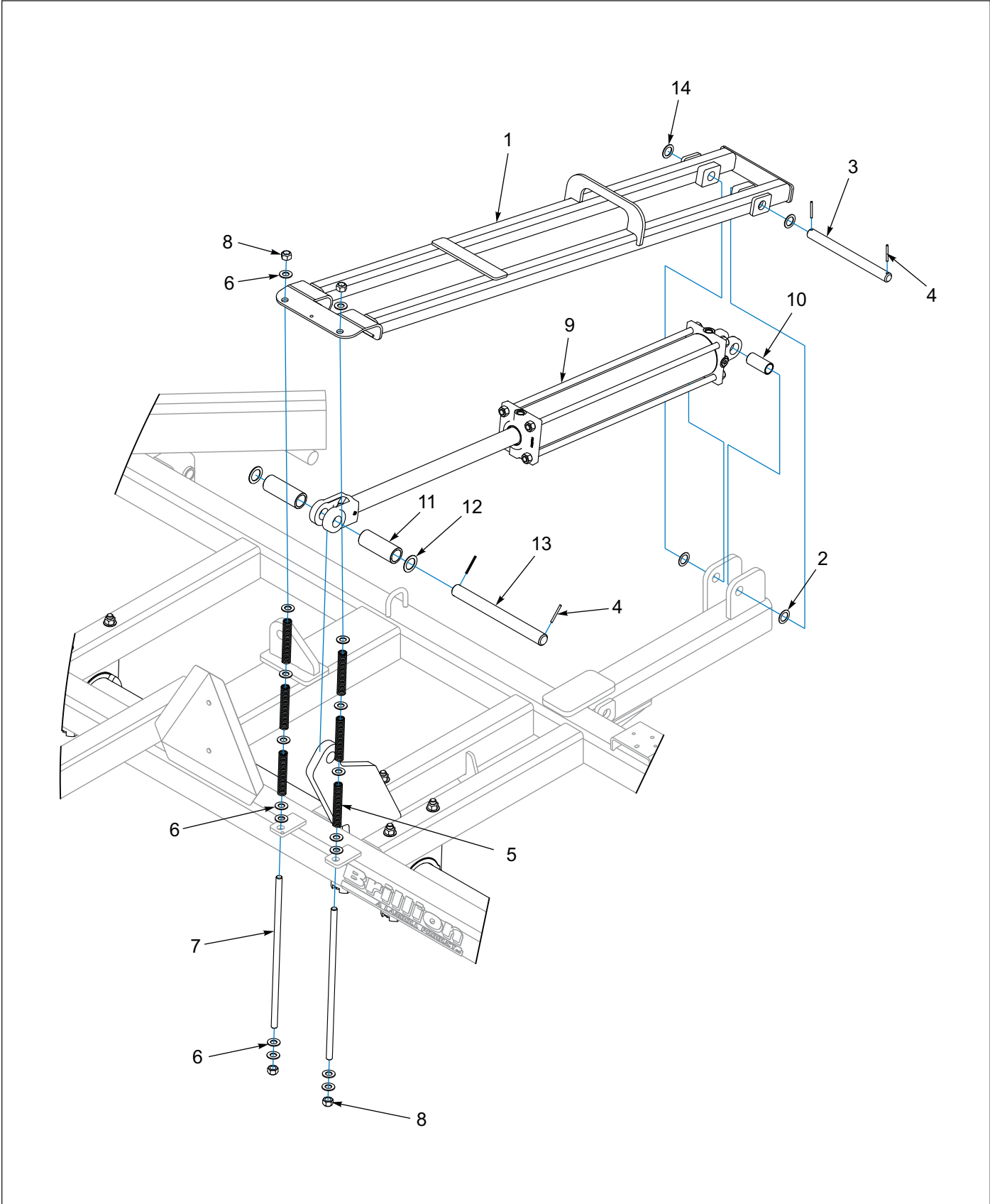


Figure 1-3: Transport Lock

Transport Lock

ITEM	PART NUMBER	DESCRIPTION	QTY
1	9J702	TRANSPORT LOCK	1
2	7C076	MACHINERY BUSHING (1.0 X 1.5 X 14GA)	2
3	9J716	PIN (1 X 11-1/2)	1
4	1-647-010004181	SPRING PIN SLOTTED 3/16 X 2	4
5	6J825	COMPRESSION SPRING	6
6	1-861-010032-18	WASHER, FLAT 5/8 N ZP/CD	16
7	9J719	ROD (5/8-11 X 18-1/2)	2
8	1-512-010005-13	NUT, HEX SLFLKG GRB 5/8-11	4
9	9J493	HYDRAULIC CYL 4 X 24 (SEE PAGE 1-56)	1
10	9J720	BUSHING (1-1/32 X 1-1/4 X 2-11/16)	1
11	9J718	TUBE (1-5/16 X 1-3/4 X 4-5/8)	2
12	4J548	MACH BUSHING, 1.25 X 1.875 X 14GA	2
13	9J717	PIN (1-1/4 X 12-7/8)	1
14	7C120	MACHINERY BUSHING (1.0 X 1.5 X 18GA)	2
15	9J710	TRANSPORT LOCK LINKAGE (NOT SHOWN) (SEE PAGE 1-6)	1

Transport Lock Linkage

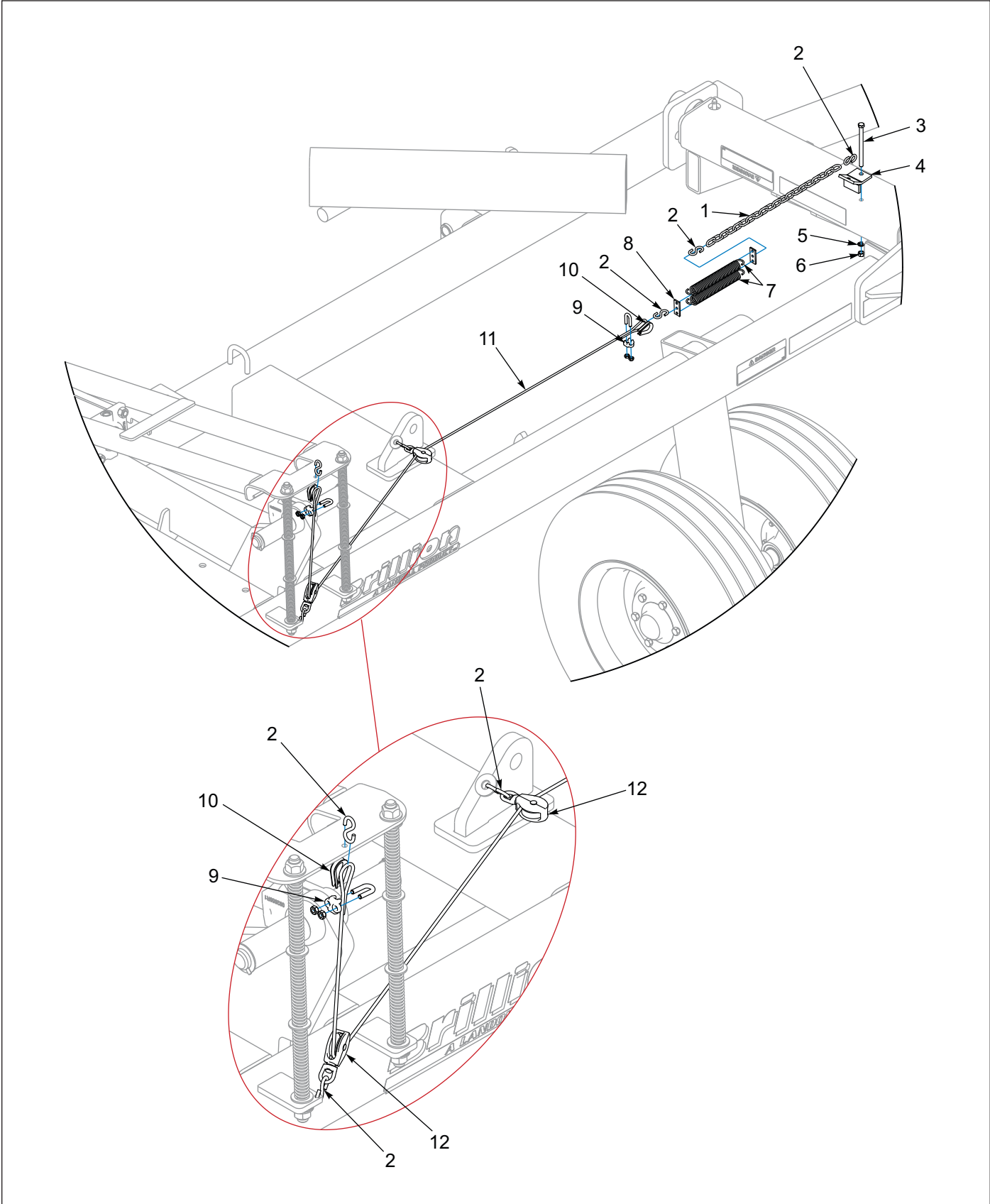


Figure 1-4: Transport Lock Linkage

Transport Lock Linkage

ITEM	PART NUMBER	DESCRIPTION	QTY
	9J710	TRANSPORT LOCK LINKAGE	1
1	9J713	CHAIN 3/16 X 30 LINKS, ZP	1
2	6J820	S-HOOK	6
3	172882	SCREW, HX CP 3/8-16UNC X 5, GR5	1
4	9J711	BRACKET	1
5	1-861-010034-11	WASHER, LKG HLCL SPR, 3/8	1
6	1-512-010007-07	NUT, HEX 3/8-16, ZP	1
7	7D062	SPRING	2
8	9J714	STRAP	2
9	7J003	CABLE CLAMP (INCLUDES CLAMP, U-BOLT AND NUTS)	2
10	7J002	CABLE THIMBLE	2
11	9J715	CABLE 3/16 WIRE ROPE	1
12	6J821	SWIVEL PULLEY	2

Transport Axle

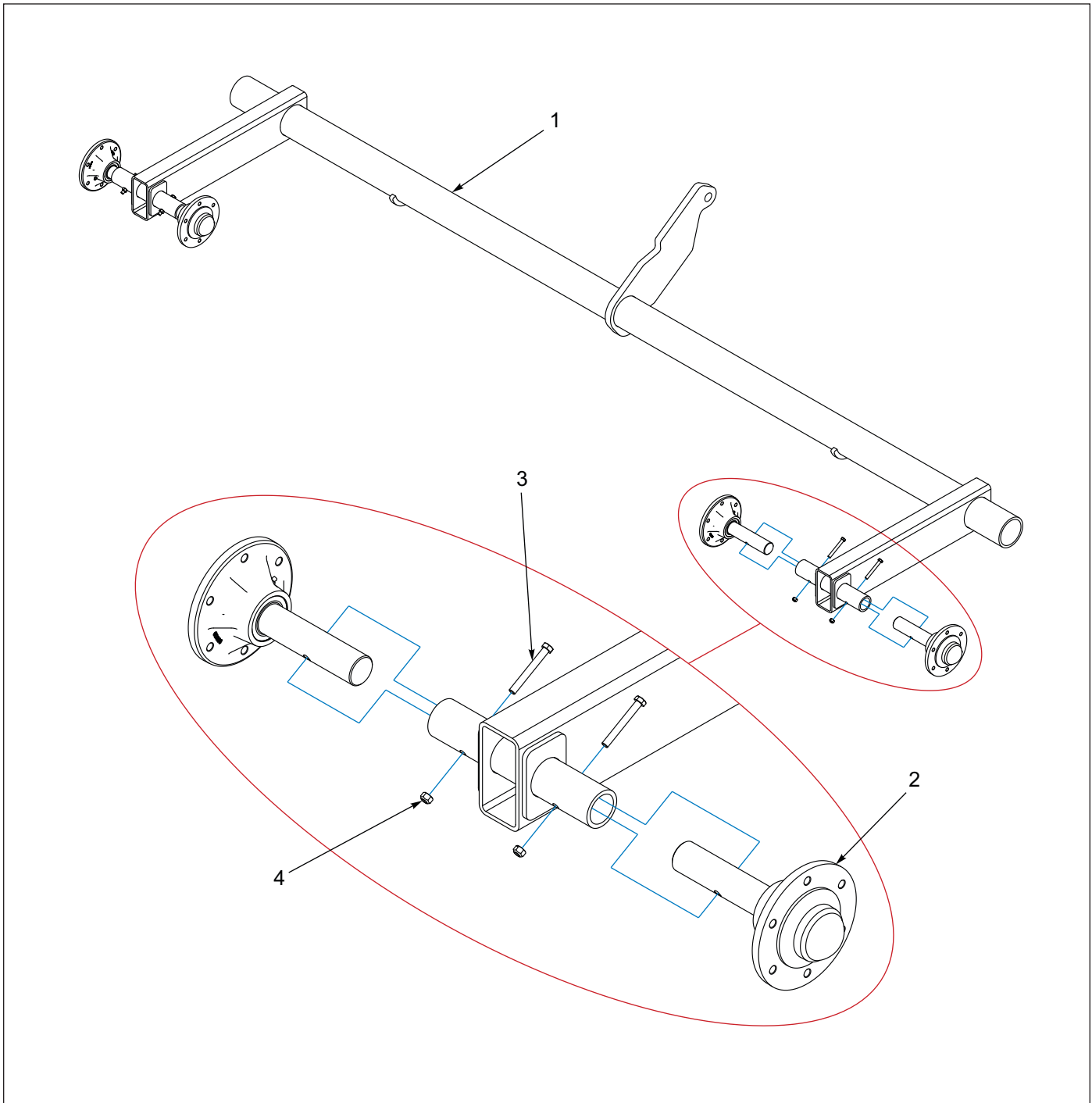


Figure 1-5: Transport Axle

Transport Axle

ITEM	PART NUMBER	DESCRIPTION	QTY
	9J675	TRANSPORT AXLE ASM	1
1	168375	TRANSPORT AXLE WELDMENT	1
2	6J766	HUB & SPINDLE ASM (SEE PAGE 1-9)	4
3	1-654-010051-13	SCREW, HX CP, 3/8-16UNC X 3, GR5	4
4	1-512-010005-05	NUT, HEX, SLFLKG GRB 3/8-16	4

Hub and Spindle

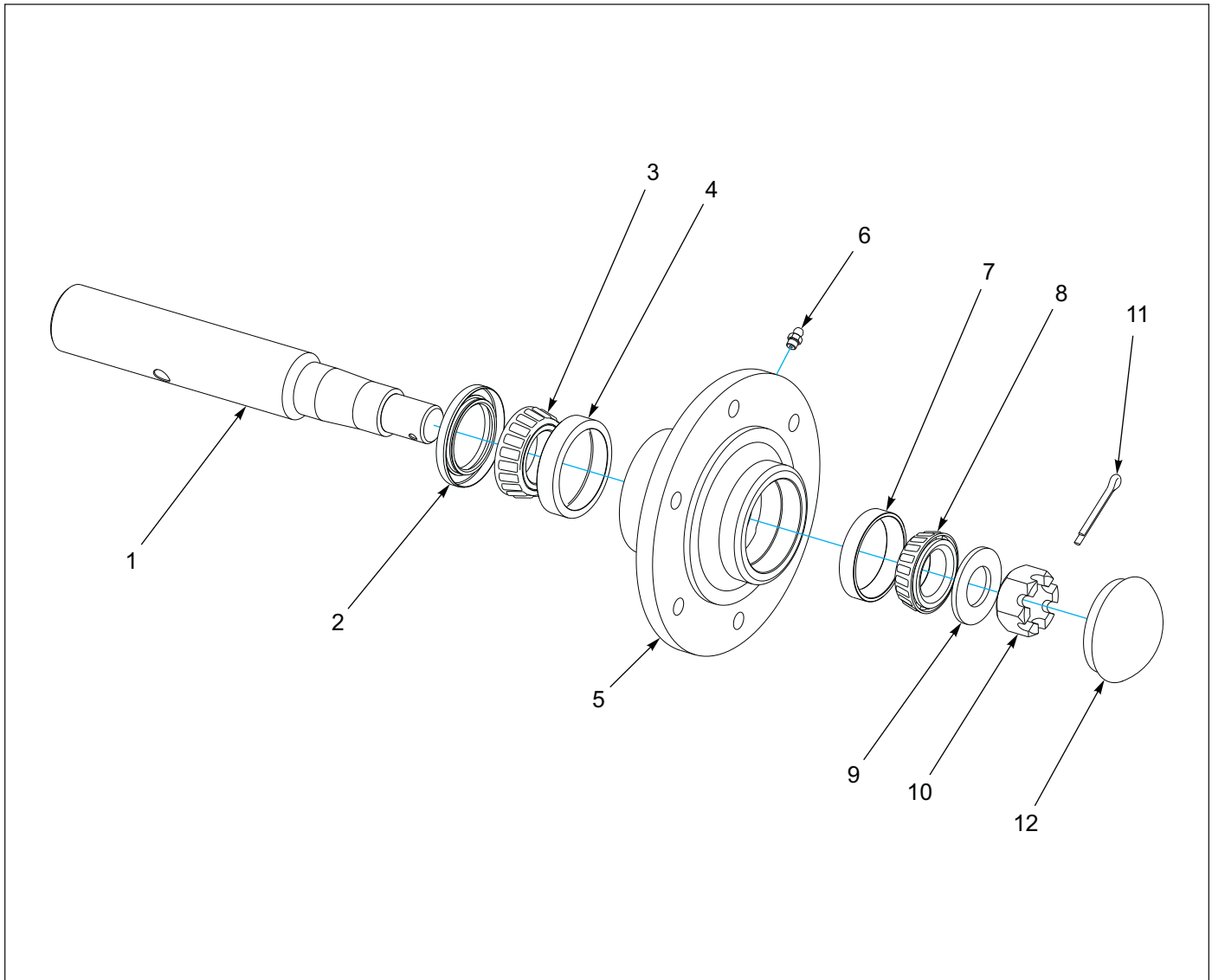


Figure 1-6: Hub and Spindle

Hub and Spindle

ITEM	PART NUMBER	DESCRIPTION	QTY
	6J766	HUB & SPINDLE ASM	1
1	6J765	SPINDLE	1
2	6D338	SEAL	1
3	712099	OUTER BEARING CONE (LM48548)	1
4	2107649	CUP, INNER BEARING (LM48510)	1
5	6D336	WHEEL HUB - 6 BOLT (INCLUDES ITEM 6)	1
6	1-298-010001-1	ZERK FITTING 1/4 SAE	1
7	1-076-010010	CUP INNER (LM67010)	1
8	1-076-010007	CONE INNER (LM67048)	1
9	1-861-010032-24	WASHER FL 1IN NARROW, ZP	1
10	1-516-010001-20	NUT, HX SLOT 1-14	1
11	1-557-010362-51	PIN, COTTER 3/16 X 1-1/2	1
12	1-161-010003	CAP 6 BOLT HUB	1

Wheel Assembly

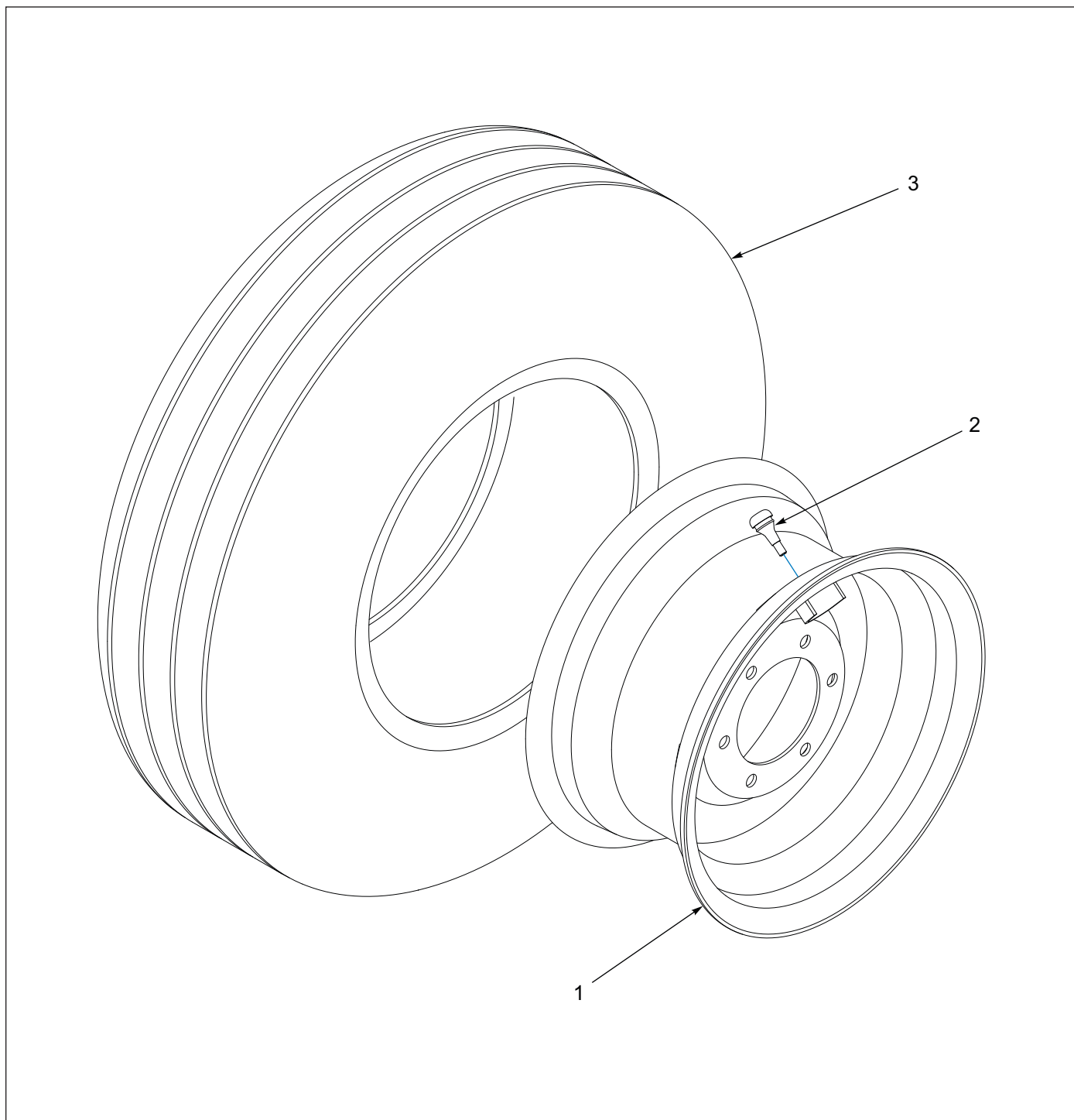


Figure 1-7: Wheel Assembly

Wheel Assembly

ITEM	PART NUMBER	DESCRIPTION	QTY
	6K921	WHEEL 8J791/NO TUBE/6D312	1
1	6D312	WHEEL - 15 X 8LB - 6 BOLT	1
2	8J792	VALVE STEM-TUBELESS	1
3	8J791	TIRE - 11L X 15 - 8 PLY	1

Drawbar

ITEM	PART NUMBER	DESCRIPTION	QTY
1	189179	DRAWBAR	1
2	189196	DRAWBAR EXTENSION	1
3	9J688	R.H. BRACE	1
4	9J684	L.H. BRACE	1
5	2J858	HITCH	1
6	116100	WASHER, 1-1/4 NAR FL, ZP/CD	2
7	147072	PIN, SPRING SLOTTED 5/16 X 2	8
8	164756	PIN, 1.25 X 9.0	1
9	5J765	PIN (INCLUDES ROLL PIN)	2
10	1-557-010327	PIN LYNCH 1/4 X 1-1/4	2
11	171838	LOCK, REV HITCH	1
12	6D333	HOSE SUPPORT	1
13	1-654-010059-06	SCREW, HEX CAP, 5/8-11UNC X 2-1/4, GR5	1
14	6K970	WASHER, 0.656 X 2.063 X 0.375	1
15	2P254	NUT, FLANGE NY-LOK 5/8-11	1
16	141434	SAFETY CHAIN 21,000 LB	1
17	151528	HHCS, 1-8 X 2-1/2 GR5, ZP	1
18	1-512-010005-19	NUT,LOCK 1-8,GR5,ZP	1
19	164762	HANDLE HOSE MAGNET	1
20	1P937	TWIN CLAMP PAIR, .67" DIA	1
21	164761	MAGNET 190# PULL	1
22	1-861-010032-09	WASHER, FLAT 5/16 W ZP/CD	1
23	108628	SCREW HX CP 5/16-18UNC X 2-1/4	1
24	5J767	STOP	2
25	1-861-010034-17	WASHER, LKG HLCL SPR,3/4	4
26	129263	HHCS, 3/4-10 X 1-1/4 GR5, ZP	4
27	5J759	STOP (DRAWBAR)	1
28	1-861-010034-15	WASHER, LKG, HLCL SPR,5/8	2
29	1-512-010007-11	NUT, HEX 5/8-11 GR2, ZP	2
30	1-654-010061-21	SCREW, HX CP 3/4-10UNC X 8 GR5	2
31	1-512-010005-15	NUT,LOCK 3/4-10, GR8 ZP	6
32	2P999	JACK 5000LB	1
33	3P007	PIN, 3/4 W/CHAIN	1
34	3P001	JACK MOUNT, 3/4 PIN	1
35	1-654-010055-03	SCREW, HEX CAP 1/2-13UNC X 1-1/2	4
36	1-512-010005-09	NUT, HEX SLFLKG GRB 1/2-13	4
37	142753	MANUAL HOLDER	1
38	1-654-010047-06	SCREW, HX CP 1/4-20UNC X 1, GR5	2
39	1-861-010032-07	WASHER, FLAT 1/4 ZP	2
40	1-512-010005-01	NUT, HEX SLFLKG GRB 1/4-20	2
41	1-654-010061-05	SCREW, HHC, 3/4-10UNC X 2,GR5, ZP	4
42	5J855	PIN (1 X 8-3/16")	1
43	5J775	PIN (5/8 X 11-5/8) (INCLUDES ROLL PIN)	4
44	4C856	HAIR PIN COTTER	4
45	5J711	STOP (1/2") (SHIM)	12
46	5J709	STOP (1/4") (SHIM)	2
47	5J710	STOP (1/8") (SHIM)	2
48	5J857	PIN (1 X 6-3/4)	2
49	1-861-010032-24	WASHER FL 1IN NARROW, ZP	6
50	1-654-010059-05	SCREW, HEX CAP, 5/8-11UNC X 2, GR5	2

Wing Frame Installation

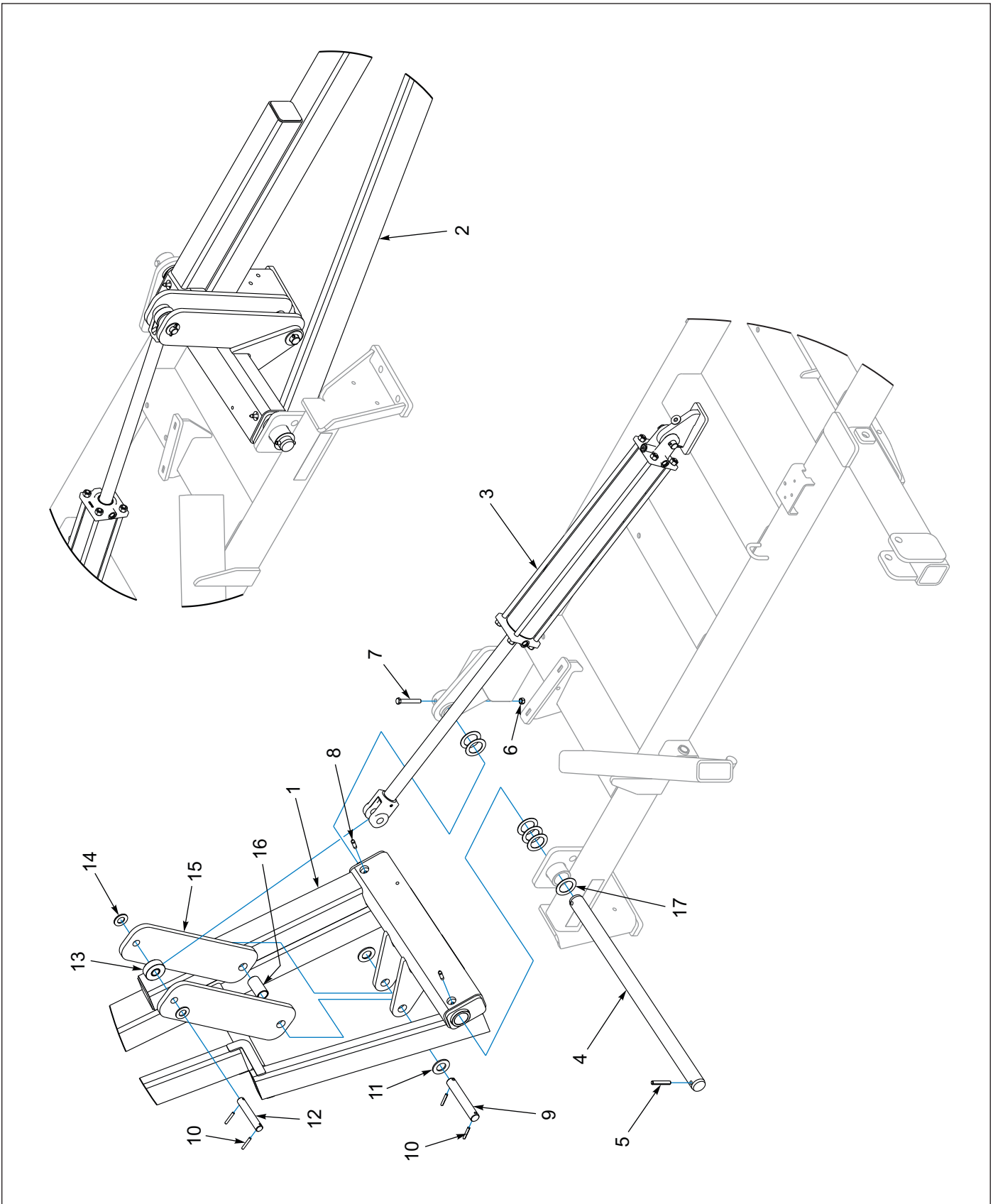


Figure 1-9: Wing Frame Installation

Wing Frame Installation

ITEM	PART NUMBER	DESCRIPTION	QTY
1	191226	FRAME, 11FT RH XXL WING ASM (FOR XXL38)	1
1	191228	FRAME, 12FT RH XXL WING ASM (FOR XXL40)	1
1	191230	FRAME, 13FT RH XXL WING ASM (FOR XXL42)	1
1	191232	FRAME, 14FT RH XXL WING ASM (FOR XXL44)	1
1	191234	FRAME, 15FT RH XXL WING ASM (FOR XXL46)	1
2	191225	FRAME, 11FT LH XXL WING ASM (FOR XXL38)	1
2	191227	FRAME, 12FT LH XXL WING ASM (FOR XXL40)	1
2	191229	FRAME, 13FT LH XXL WING ASM (FOR XXL42)	1
2	191231	FRAME, 14FT LH XXL WING ASM (FOR XXL44)	1
2	191233	FRAME, 15FT LH XXL WING ASM (FOR XXL46)	1
3	5J830	HYD CYLINDER - 4 X 30 (WING)	2
4	9J692	HINGE PIN	2
5	5D979	ROLL PIN 1/2 X 3	2
6	1-512-010005-09	NUT, HEX, SLFLKG, 1/2-13, GRB	2
7	1-654-010055-11	SCREW,HX CP 1/2-13UNC X 3-1/2	2
8	5J748	GREASE FITTING	4
9	9J696	PIN (1-1/4 X 7-11/16)	2
10	147072	PIN, SPRING SLOTTED 5/16 X 2	8
11	116100	WASHER 1-1/4 NAR FL	4
12	9J695	PIN (1 X 6)	2
13	6J047	ROLLER ASSEMBLY	2
14	1-861-010032-24	WASHER, FL 1IN NARROW	4
15	9J683	LINK	4
16	5J780	SPACER (1.38 x 1.66 x 3)	2
17	7J142	MACHINERY BUSHING (2 X 3 X 14GA)	12

Center Frame Roller

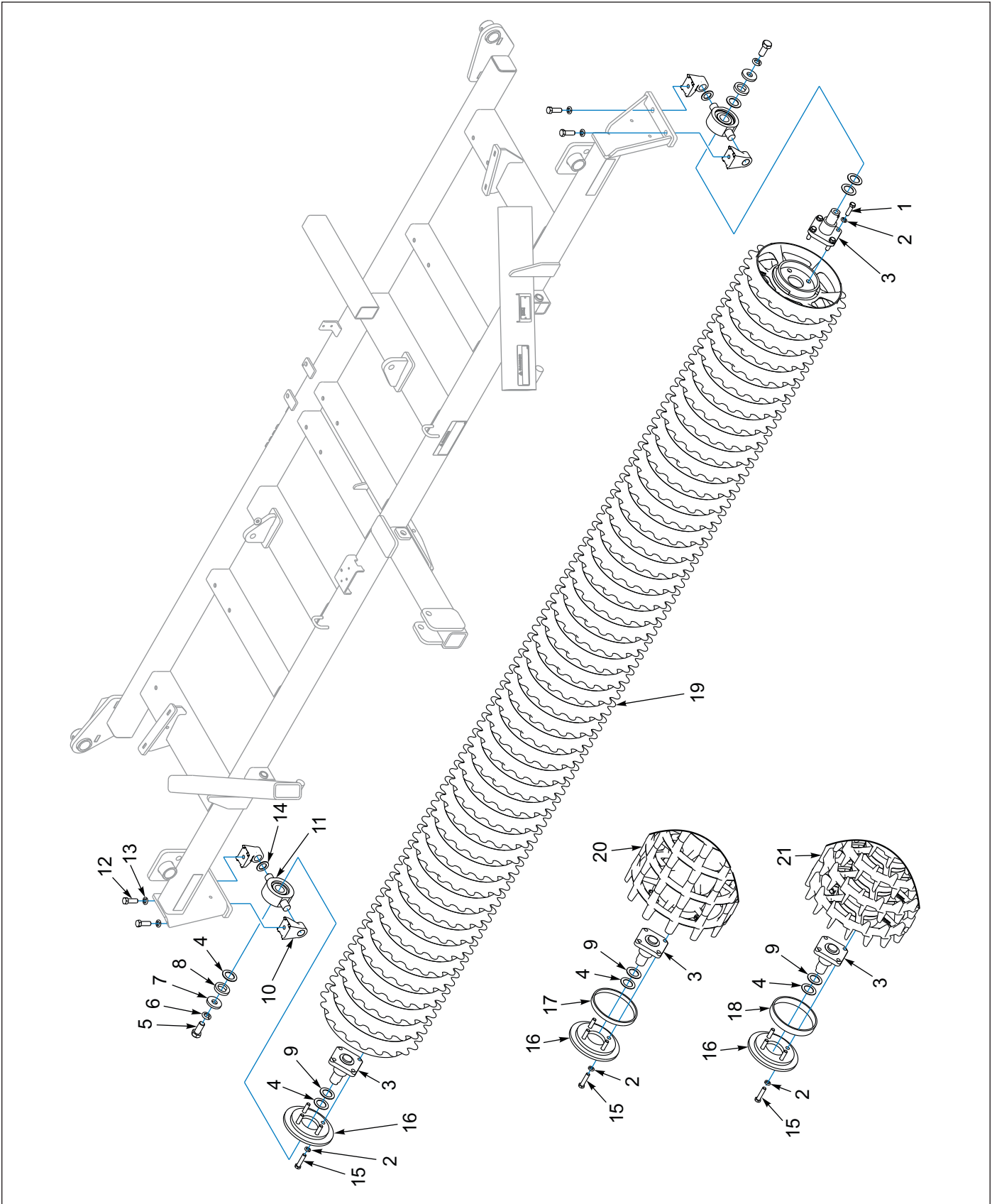


Figure 1-10: Center Frame Roller

Center Frame Roller

ITEM	PART NUMBER	DESCRIPTION	QTY
1	1-654-010059-06	SCREW, HEX CAP 5/8-11 X 2-1/4, G5	4
2	1-861-010034-15	WASHER, LKG, HLCL SPR, 5/8	8
3	173119	SHAFT-STUB, AXLE, WELDMENT	2
4	171738	WASHER, SHIM 11 GA, 1.79 ID	4
5	137943	SCREW, HEX CAP 1-8UNC X 2-1/4, GR5	2
6	1-861-010034-21	WASHER, LKG HEL SPRG 1IN	2
7	154185	WASHER, 3/8 THICK 1" ID	2
8	154186	WASHER, FLAT TOP	2
9	171739	WASHER, SHIM 14 GA, 1.79 ID	2
10	140479	MOUNT, TRUNNION BEARING	4
11	140477	BEARING, DISC 1.775 ID ASSY (SEE PAGE 1-26)	2
12	1-654-010061-06	SCREW, HXCP, 3/4-10UNC X 2-1/4, GR5	4
13	1-861-010034-17	WASHER, LKG, HLCL SPR, 3/4	4
14	140480	WASHER, TRUNNION	2
15	1-654-010059-08	SCREW, HEX CAP 5/8-11 X 2-3/4, G5	4
16	178545	STOP WHEEL	1
17	179346	TUBE, RND 8.125 X 8.625 X .781 (OPTIMIZER)	1
18	164675	TUBE RND 8.125 X 8.625 X 1.25 (CROWFOOT)	1
19	164655	AXLE ASM, 15' NOTCHED DUCTILE (SEE PAGE 1-28)	1
20	164720	AXLE ASM, 15' X8" OPTIMIZER (SEE PAGE 1-30)	1
21	164731	AXLE ASM.15' X 8", CROWFOOT (SEE PAGE 1-29)	1

Center Frame V-Roller

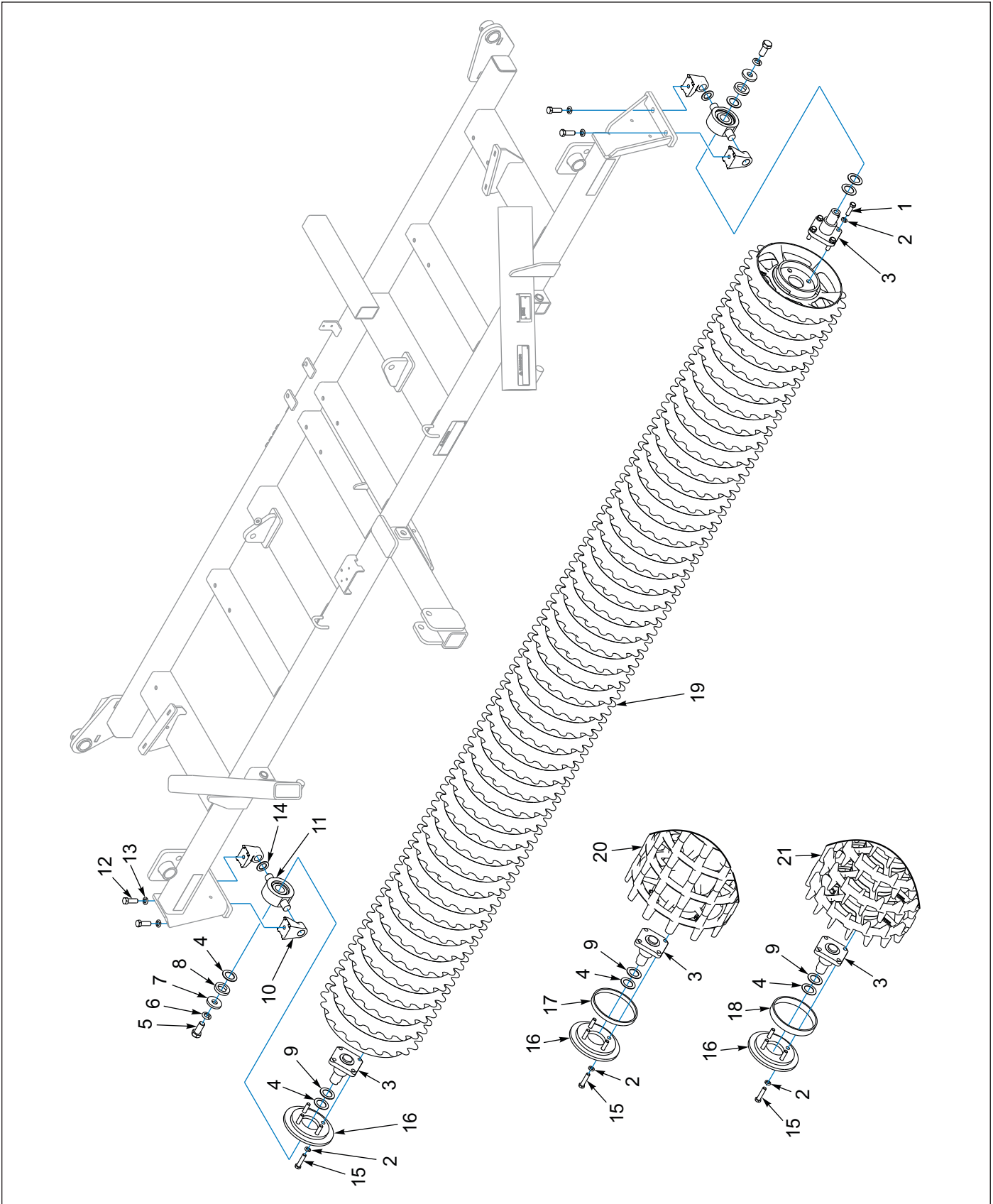


Figure 1-11: Center Frame V-Roller

Center Frame V-Roller

ITEM	PART NUMBER	DESCRIPTION	QTY
1	171739	WASHER, SHIM 14 GA, 1.79 ID	2
2	171738	WASHER, SHIM 11 GA, 1.79 ID	4
3	140477	BEARING, DISC 1.775 ID ASSY (SEE PAGE 1-26)	2
4	154186	WASHER, FLAT TOP	2
5	154185	WASHER, 3/8 THICK 1" ID	2
6	137943	SCREW, HEX CAP 1-8UNC X 2-1/4, GR5	2
7	1-861-010034-21	WASHER, LKG HEL SPRG 1IN	2
8	140480	WASHER, TRUNNION	2
9	140479	MOUNT, TRUNNION BEARING	4
10	1-861-010034-17	WASHER, LKG, HLCL SPR, 3/4	4
11	1-654-010061-06	SCREW, HXCP, 3/4-10UNC X 2-1/4, GR5	4
12	190860	BRG HANGER, XXL CENTER	1
13	1-654-010059-07	SCREW, HX CP 5/8-11UNC X 2-1/2, GR5	3
14	1-512-010005-13	NUT, HEX SLFLKG GRB 5/8-11	3
15	191114	AXLE ASM, V-WHL STUB/BRG 7.5FT (SEE PAGE 1-31)	2

Wing Frame Roller

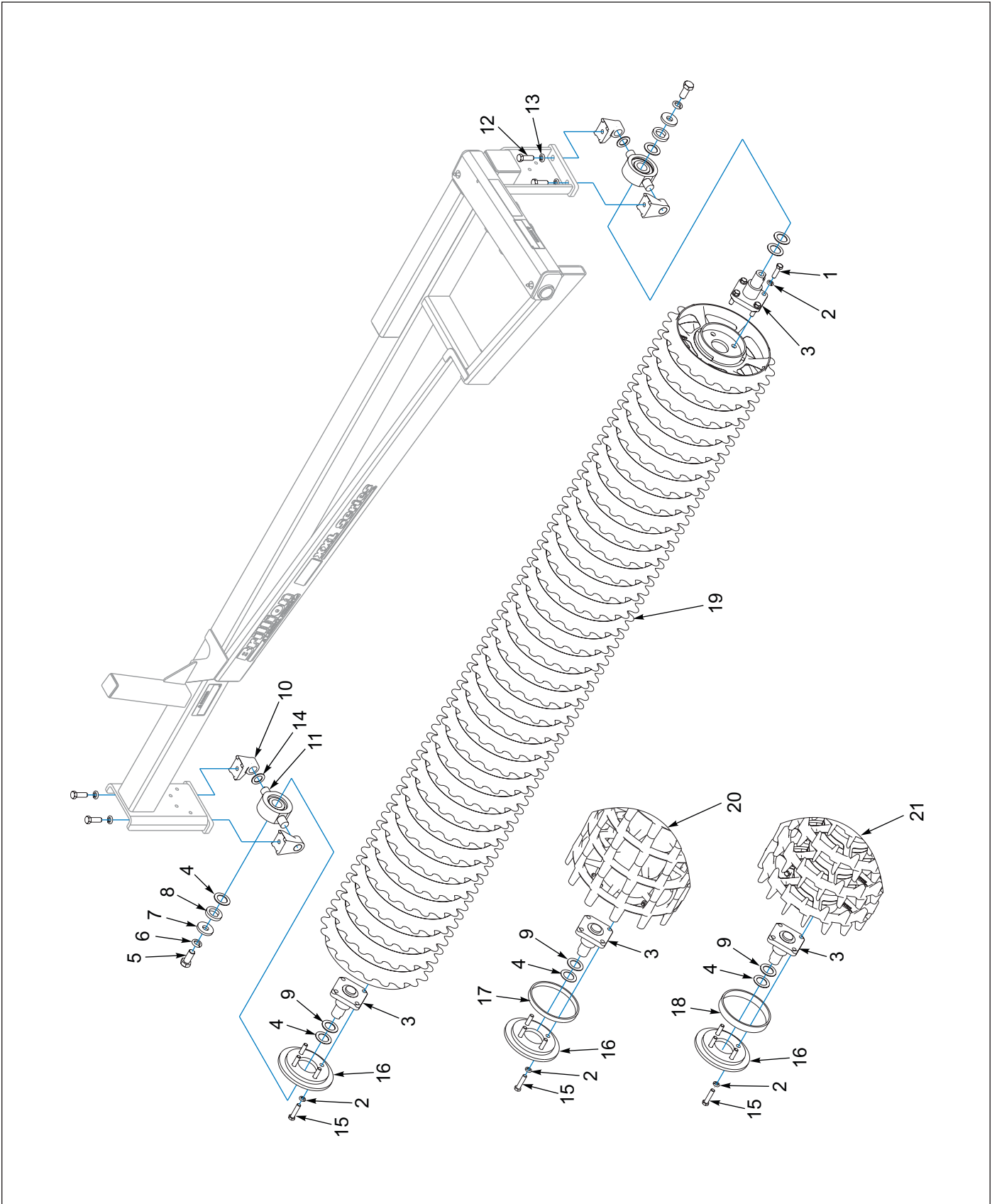


Figure 1-12: Wing Frame Roller

Wing Frame Roller

ITEM	PART NUMBER	DESCRIPTION	QTY
1	1-654-010059-06	SCREW, HEX CAP 5/8-11 X 2-1/4, G5	4
2	1-861-010034-15	WASHER, LKG, HLCL SPR, 5/8	8
3	173119	SHAFT-STUB, AXLE, WELDMENT	2
4	171738	WASHER, SHIM 11 GA, 1.79 ID	4
5	137943	SCREW, HEX CAP 1-8UNC X 2-1/4, GR5	2
6	1-861-010034-21	WASHER, LKG HEL SPRG 1IN	2
7	154185	WASHER, 3/8 THICK 1" ID	2
8	154186	WASHER, FLAT TOP	2
9	171739	WASHER, SHIM 14 GA, 1.79 ID	2
10	140479	MOUNT, TRUNNION BEARING	4
11	140477	BEARING, DISC 1.775 ID ASSY (SEE PAGE 1-26)	2
12	1-654-010061-06	SCREW, HXCP, 3/4-10UNC X 2-1/4, GR5	4
13	1-861-010034-17	WASHER, LKG, HLCL SPR, 3/4	4
14	140480	WASHER, TRUNNION	2
15	1-654-010059-08	SCREW, HEX CAP 5/8-11 X 2-3/4, G5	4
16	179352	STOP, WHEEL, 1/4 WALL TUBE	1
17	179346	TUBE, RND 8.125 X 8.625 X .781 (OPTIMIZER)	1
18	164675	TUBE RND 8.125 X 8.625 X 1.25 (CROWFOOT)	1
19	3P032	AXLE ASM, 11' X 8" TUBE (DUCTILE) (SEE PAGE 1-28)	1
19	3P033	AXLE ASM, 12' X 8" TUBE (DUCTILE) (SEE PAGE 1-28)	1
19	164653	AXLE ASM, 13' NOTCHED DUCTILE (SEE PAGE 1-28)	1
19	164654	AXLE ASM, 14' NOTCHED DUCTILE (SEE PAGE 1-28)	1
19	164655	AXLE ASM, 15' NOTCHED DUCTILE (SEE PAGE 1-28)	1
20	164716	AXLE ASM, 11' X8" TUBE, OPT (SEE PAGE 1-30)	1
20	164717	AXLE ASM, 12' X8" TUBE, OPT (SEE PAGE 1-30)	1
20	164718	AXLE ASM, 13' X8" TUBE, OPT (SEE PAGE 1-30)	1
20	164719	AXLE ASM, 14' X8" TUBE, OPT (SEE PAGE 1-30)	1
20	164720	AXLE ASM, 15' X8" TUBE, OPT (SEE PAGE 1-30)	1
21	164727	AXLE ASM.11' X 8" TUBE, CROW (RIGHTHAND) (SEE PAGE 1-29)	1
21	180498	AXLE 11' LH CROWFOOT (SEE PAGE 1-29)	1
21	164728	AXLE ASM.12' X 8" TUBE, CROW (RIGHTHAND) (SEE PAGE 1-29)	1
21	180499	AXLE 12' LH CROWFOOT (SEE PAGE 1-29)	1
21	164729	AXLE ASM.13' X 8" TUBE, CROW (RIGHTHAND) (SEE PAGE 1-29)	1
21	180500	AXLE 13' LH CROWFOOT (SEE PAGE 1-29)	1
21	164730	AXLE ASM.14' X 8" TUBE, CROW (RIGHTHAND) (SEE PAGE 1-29)	1
21	180501	AXLE 14' LH CROWFOOT (SEE PAGE 1-29)	1
21	164731	AXLE ASM.15' X 8" TUBE, CROW (RIGHTHAND) (SEE PAGE 1-29)	1
21	180502	AXLE 15' LH CROWFOOT (SEE PAGE 1-29)	1

Wing Frame V-Roller 11' and 12'

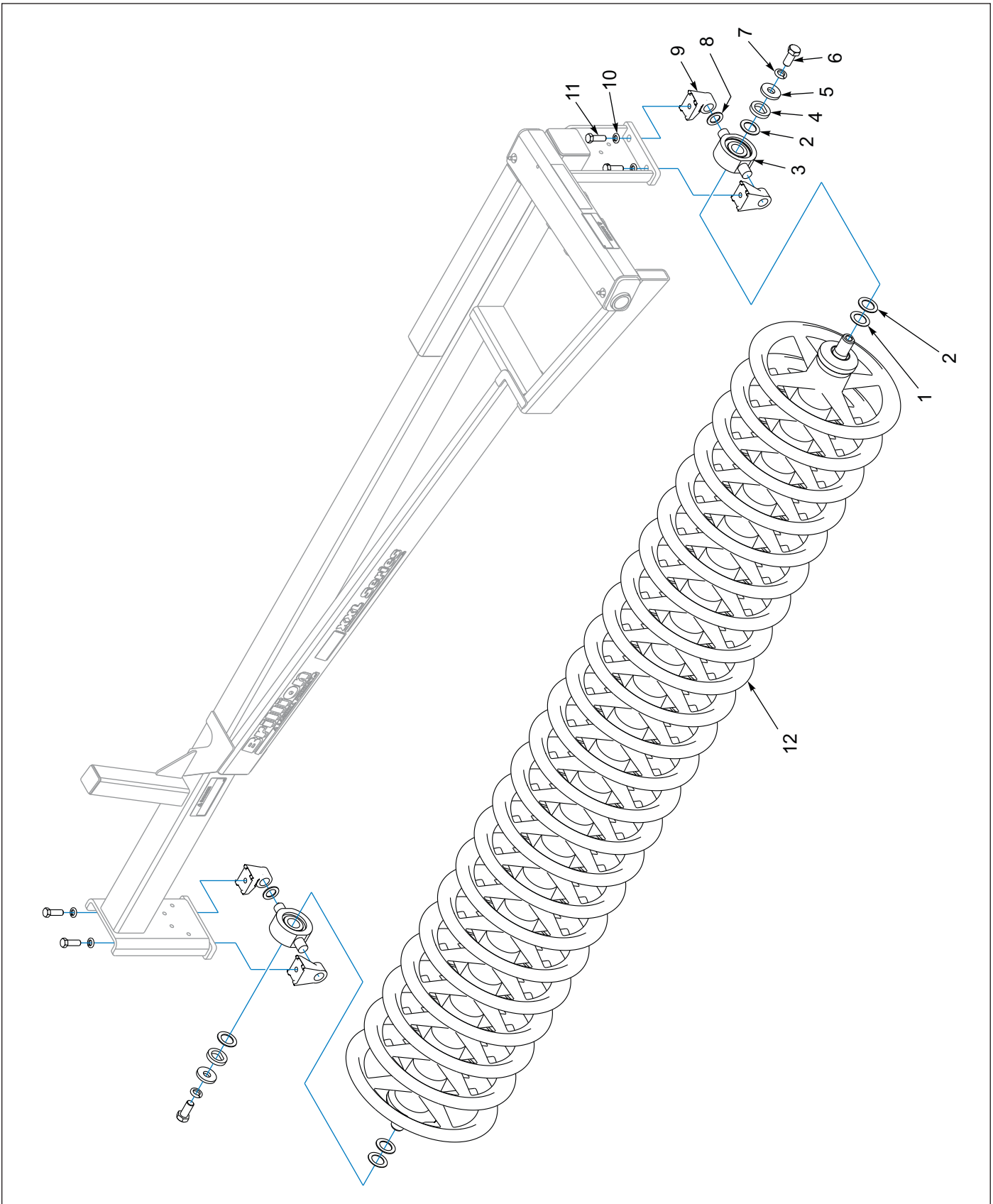


Figure 1-13: Wing Frame V-Roller 11' and 12'

Wing Frame V-Roller 11' and 12'

ITEM	PART NUMBER	DESCRIPTION	QTY
1	171739	WASHER, SHIM 14 GA, 1.79 ID	2
2	171738	WASHER, SHIM 11 GA, 1.79 ID	4
3	140477	BEARING, DISC 1.775 ID ASSY (SEE PAGE 1-26)	2
4	154186	WASHER, FLAT TOP	2
5	154185	WASHER, 3/8 THICK 1" ID	2
6	137943	SCREW, HEX CAP 1-8UNC X 2-1/4, GR5	2
7	1-861-010034-21	WASHER, LKG HEL SPRG 1IN	2
8	140480	WASHER, TRUNNION	2
9	140479	MOUNT, TRUNNION BEARING	4
10	1-861-010034-17	WASHER, LKG, HLCL SPR, 3/4	4
11	1-654-010061-06	SCREW, HXCP, 3/4-10UNC X 2-1/4, GR5	4
12	189227	AXLE ASM, V-WHL 11FT (SEE PAGE 1-31)	1
12	189228	AXLE ASM, V-WHL 12FT (SEE PAGE 1-31)	1

Wing Frame Roller 13', 14' and 15'

ITEM	PART NUMBER	DESCRIPTION	QTY
1	171739	WASHER, SHIM 14 GA, 1.79 ID	2
2	171738	WASHER, SHIM 11 GA, 1.79 ID	4
3	140477	BEARING, DISC 1.775 ID ASSY (SEE PAGE 1-26)	2
4	154186	WASHER, FLAT TOP	2
5	154185	WASHER, 3/8 THICK 1" ID	2
6	137943	SCREW, HEX CAP 1-8UNC X 2-1/4, GR5	2
7	1-861-010034-21	WASHER, LKG HEL SPRG 1IN	2
8	140480	WASHER, TRUNNION	2
9	140479	MOUNT, TRUNNION BEARING	4
10	1-861-010034-17	WASHER, LKG, HLCL SPR, 3/4	4
11	1-654-010061-06	SCREW, HXCP, 3/4-10UNC X 2-1/4, GR5	4
12	191112	AXLE ASM, V-WHL STUB/BRG 6.5 FT (SEE PAGE 1-31)	2
12	191113	AXLE ASM, V-WHL STUB/BRG 7 FT (SEE PAGE 1-31)	2
12	191114	AXLE ASM, V-WHL STUB/BRG 7.5 FT (SEE PAGE 1-31)	2
13	190865	HANGER, MID	1
14	113064	SCREW HX CP 5/8-11UNC X 7, GR5	4
15	1-512-010005-13	NUT, HEX SLFLKG GRB 5/8-11	4
16	2P236	CLAMP, BEARING HANGER	1

Trunnion Bearing

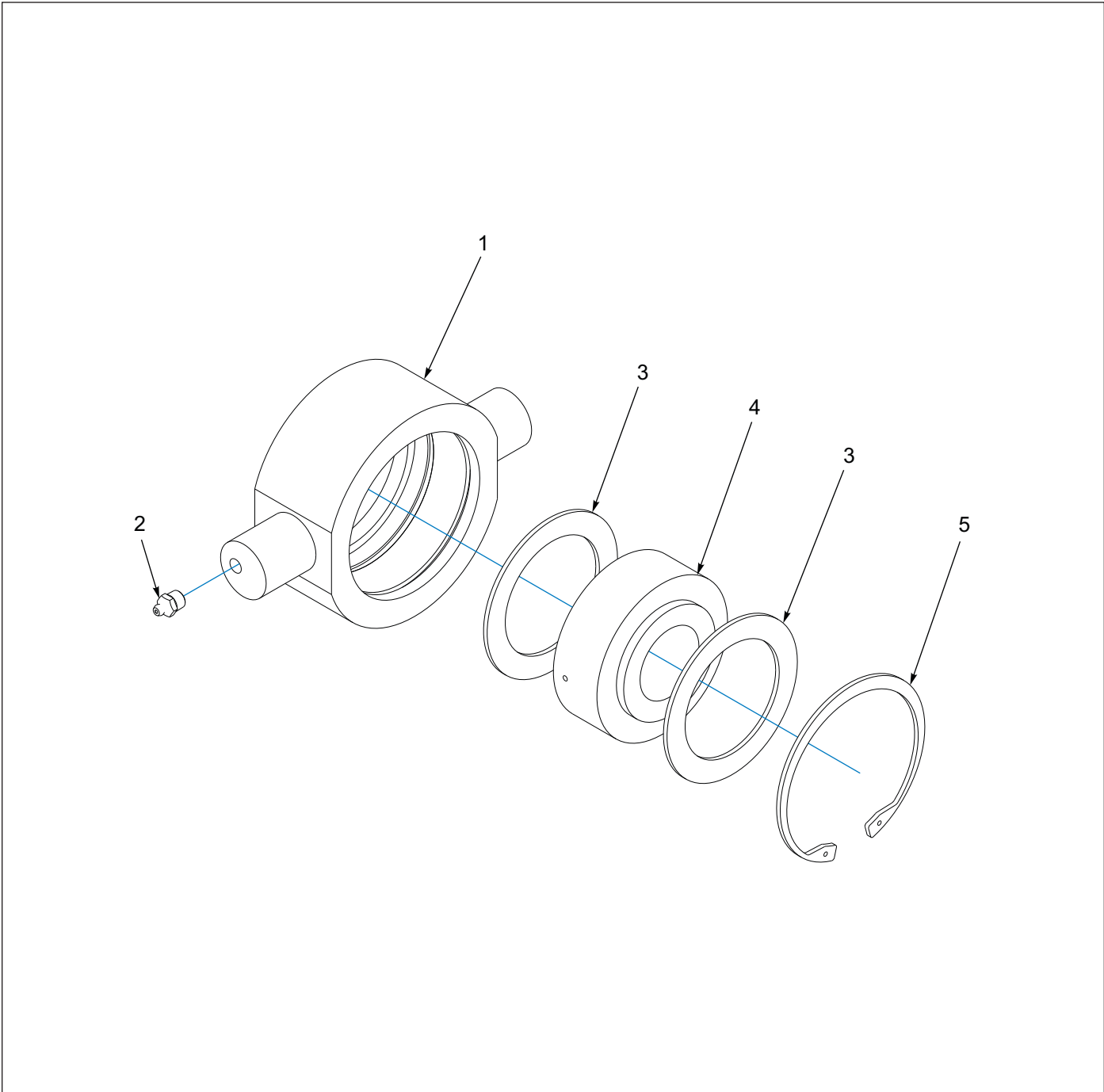


Figure 1-15: Trunnion Bearing

Trunnion Bearing

ITEM	PART NUMBER	DESCRIPTION	QTY
	140477	BEARING DISC 1.775 ID ASSY	1
1	140475	CASTING, TRUNNION BEARING	1
2	5000	ZERK FITTING 1/8NPT	1
3	140473	WASHER, BEARING	2
4	140464	BEARING, DISC 1.775 ID	1
5	140476	INTERNAL RETAINING RING	1

Roller Axle Assembly, Notched Ductile

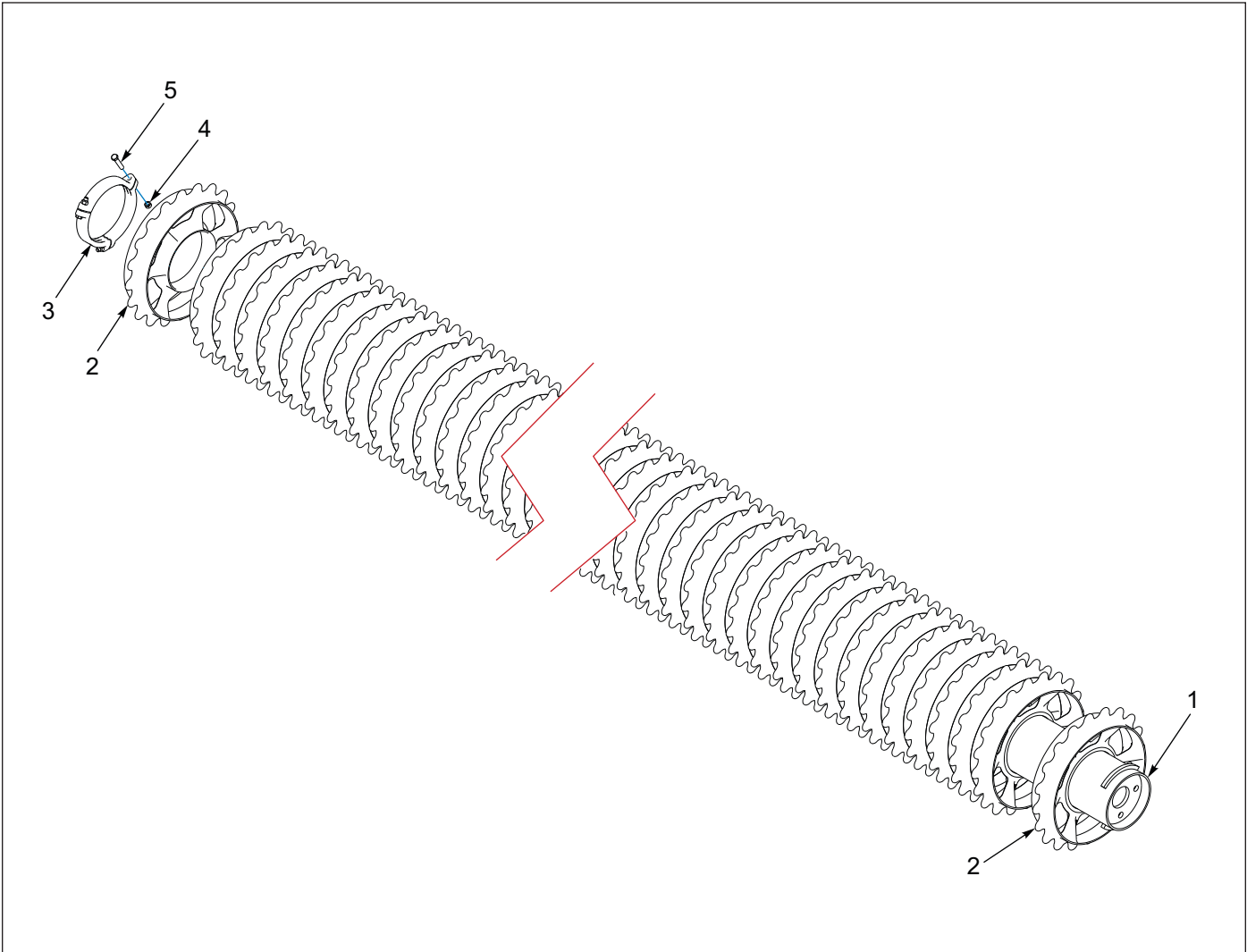


Figure 1-16: Roller Axle Assembly, Notched Ductile

Roller Axle Assembly, Notched Ductile

ITEM	PART NUMBER	DESCRIPTION	QTY				
			11'	12'	13'	14'	15'
		MODELS	11'	12'	13'	14'	15'
	3P032	AXLE ASM, 11' X 8" TUBE	1	--	--	--	--
	3P033	AXLE ASM, 12' X 8" TUBE	--	1	--	--	--
	164653	AXLE ASM, 13' NOTCHED DUCTILE	--	--	1	--	--
	164654	AXLE ASM, 14' NOTCHED DUCTILE	--	--	--	1	--
	164655	AXLE ASM, 15' NOTCHED DUCTILE	--	--	--	--	1
1	3P040	AXLE WLD, 11' X 8" TUBE	1	--	--	--	--
1	3P041	AXLE WLD, 12' X 8" TUBE	--	1	--	--	--
1	164656	AXLE WLD, 13 X 8 TUBE	--	--	1	--	--
1	164657	AXLE WLD, 14 X 8" TUBE	--	--	--	1	--
1	164658	AXLE WLD, 15' X 8" TUBE	--	--	--	--	1
2	2P800	WHEEL, 20 X 8 1/8 BORE (7007319)	35	38	41	44	47
3	3P052	CLAMP, AXLE	3	3	3	3	3
4	1-512-010005-09	NUT, HEX, SLFLKG, 1/2-13 GRB	3	3	3	3	3
5	1-654-010055-07	SCREW, HX CP, 1/2-13UNC X 2-1/2	3	3	3	3	3

Roller Axle Assemblies, Crowfoot

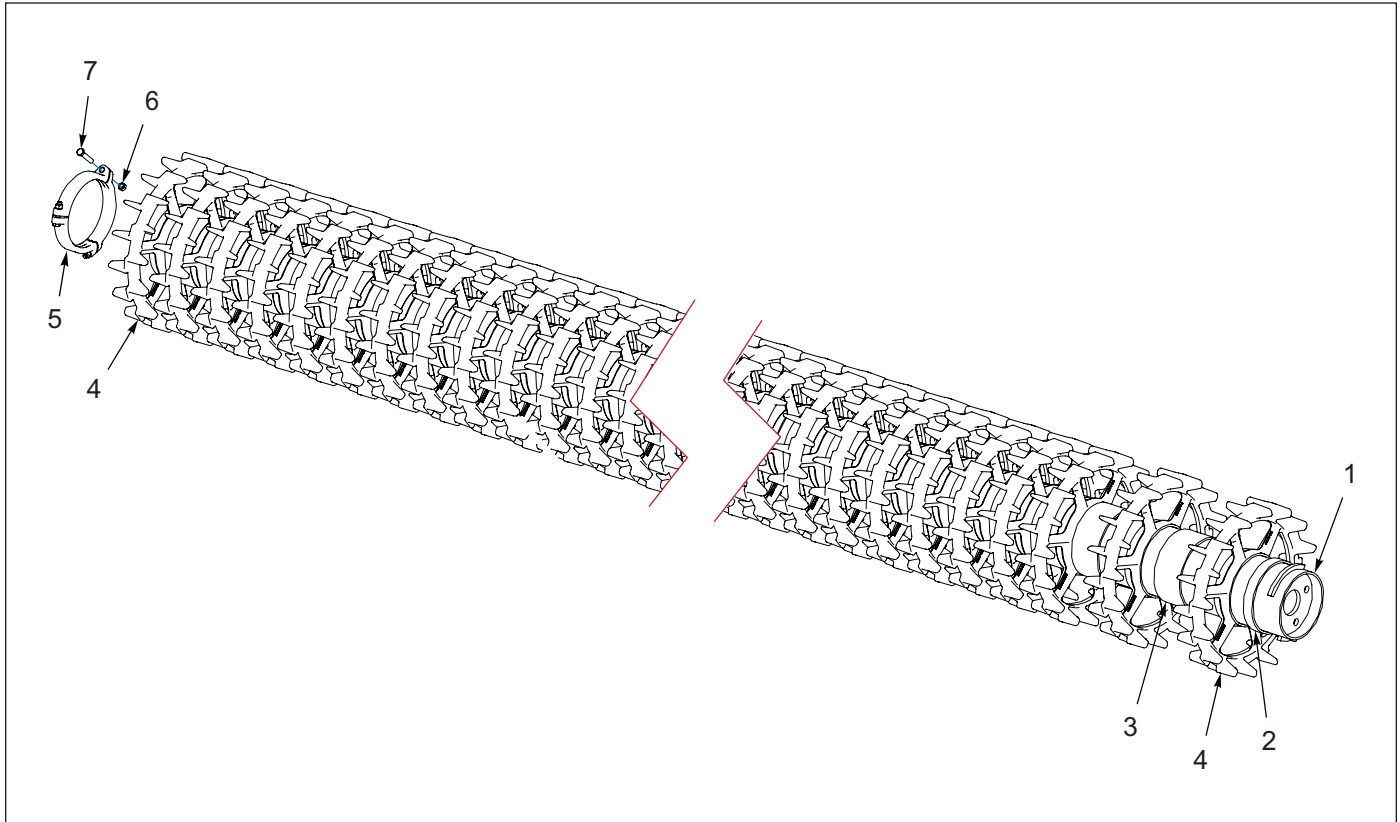


Figure 1-17: Roller Axle Assemblies, Crowfoot

Roller Axle Assemblies, Crowfoot

ITEM	PART NUMBER	DESCRIPTION	QTY				
			11'	12'	13'	14'	15'
		MODELS	11'	12'	13'	14'	15'
	164727	AXLE ASM, 11' X 8" TUBE CROW (RIGHT HAND)	1	--	--	--	--
	180498	AXLE 11' LH CROWFOOT (LEFT HAND)	1	--	--	--	--
	164728	AXLE ASM, 12' X 8" TUBE CROW (RIGHT HAND)	--	1	--	--	--
	180499	AXLE 12' LH CROWFOOT (LEFT HAND)	--	1	--	--	--
	164729	AXLE ASM, 13' X 8" CROW (RIGHT HAND)	--	--	1	--	--
	180500	AXLE 13' LH CROWFOOT (LEFT HAND)	--	--	1	--	--
	164730	AXLE ASM, 14' X 8" TUBE CROW (RIGHT HAND)	--	--	--	1	--
	180501	AXLE 14' LH CROWFOOT (LEFT HAND)	--	--	--	1	--
	164731	AXLE ASM, 15' X 8" TUBE CROW (RIGHT HAND)	--	--	--	--	1
	180502	AXLE 15' LH CROWFOOT (LEFT HAND)	--	--	--	--	1
1	3P040	AXLE WLD, 11' X 8" TUBE	1	--	--	--	--
1	3P041	AXLE WLD, 12' X 8" TUBE	--	1	--	--	--
1	164656	AXLE WLD, 13' X 8" TUBE	--	--	1	--	--
1	164657	AXLE WLD, 14' X 8" TUBE	--	--	--	1	--
1	164658	AXLE WLD, 15' X 8" TUBE	--	--	--	--	1
2	164675	TUBE RND 8.125 X 8.625 X 1.25	1	1	1	1	1
3	164676	TUBE RND 8.125 X 8.625 X 3.75	22	24	26	28	30
4	164639	WHEEL, CROWFOOT, 20" X 8" BORE	23	25	27	29	31
5	3P052	CLAMP, AXLE	3	3	3	3	3
6	1-512-010005-09	NUT, HEX, SLFLKG, 1/2-13 GRB	3	3	3	3	3
7	1-654-010055-07	SCREW, HX CP, 1/2-13UNC X 2-1/2	3	3	3	3	3

Roller Axle Assemblies, Optimizer

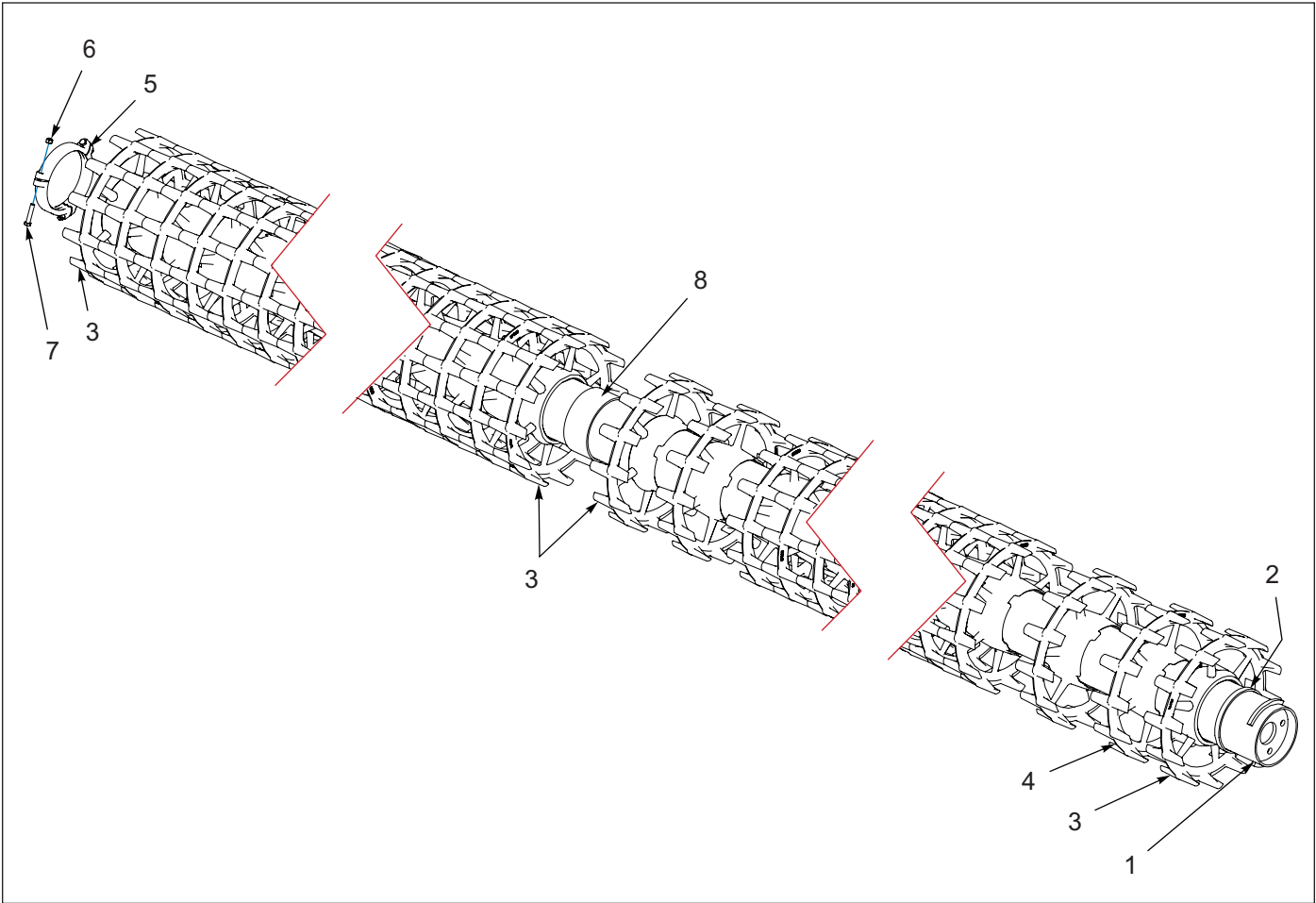


Figure 1-18: Roller Axle Assemblies, Optimizer

Roller Axle Assemblies, Optimizer

ITEM	PART NUMBER	DESCRIPTION	QTY				
			11'	12'	13'	14'	15'
		MODELS	11'	12'	13'	14'	15'
	164716	AXLE ASM, 11' X 8" TUBE, OPT	1	--	--	--	--
	164717	AXLE ASM, 12' X 8" TUBE, OPT	--	1	--	--	--
	164718	AXLE ASM, 13' X 8" OPTIMIZER	--	--	1	--	--
	164719	AXLE ASM, 14' X 8" OPTIMIZER	--	--	--	1	--
	164720	AXLE ASM, 12' X 8" TUBE, OPT	--	--	--	--	1
1	3P040	AXLE WLD, 11' X 8" TUBE	1	--	--	--	--
1	3P041	AXLE WLD, 12' X 8" TUBE	--	1	--	--	--
1	164656	AXLE WLD, 13' X 8" TUBE	--	--	1	--	--
1	164657	AXLE WLD, 14' X 8" TUBE	--	--	--	1	--
1	164658	AXLE WLD, 15' X 8" TUBE	--	--	--	--	1
2	164687	TUBE, RND 8.125 X 8.625 X 0.688	1	1	1	1	1
3	164709	OPTIMIZER END WHEEL, 8" AXLE	4	4	4	4	6
4	3P300	WHEEL, OPTIMIZER, 8" AXLE	19	21	23	25	25
5	3P052	CLAMP, AXLE	3	3	3	3	3
6	1-512-010005-09	NUT, HEX, SLFLKG, 1/2-13 GRB	3	3	3	3	3
7	1-654-010055-07	SCREW, HX CP, 1/2-13UNC X 2-1/2	3	3	3	3	3
8	174890	TUBE, RND 8.125 X 8.625 X 3.875	1	1	1	1	2

V-Roller Axle Assemblies - 6.5', 7' and 7.5'

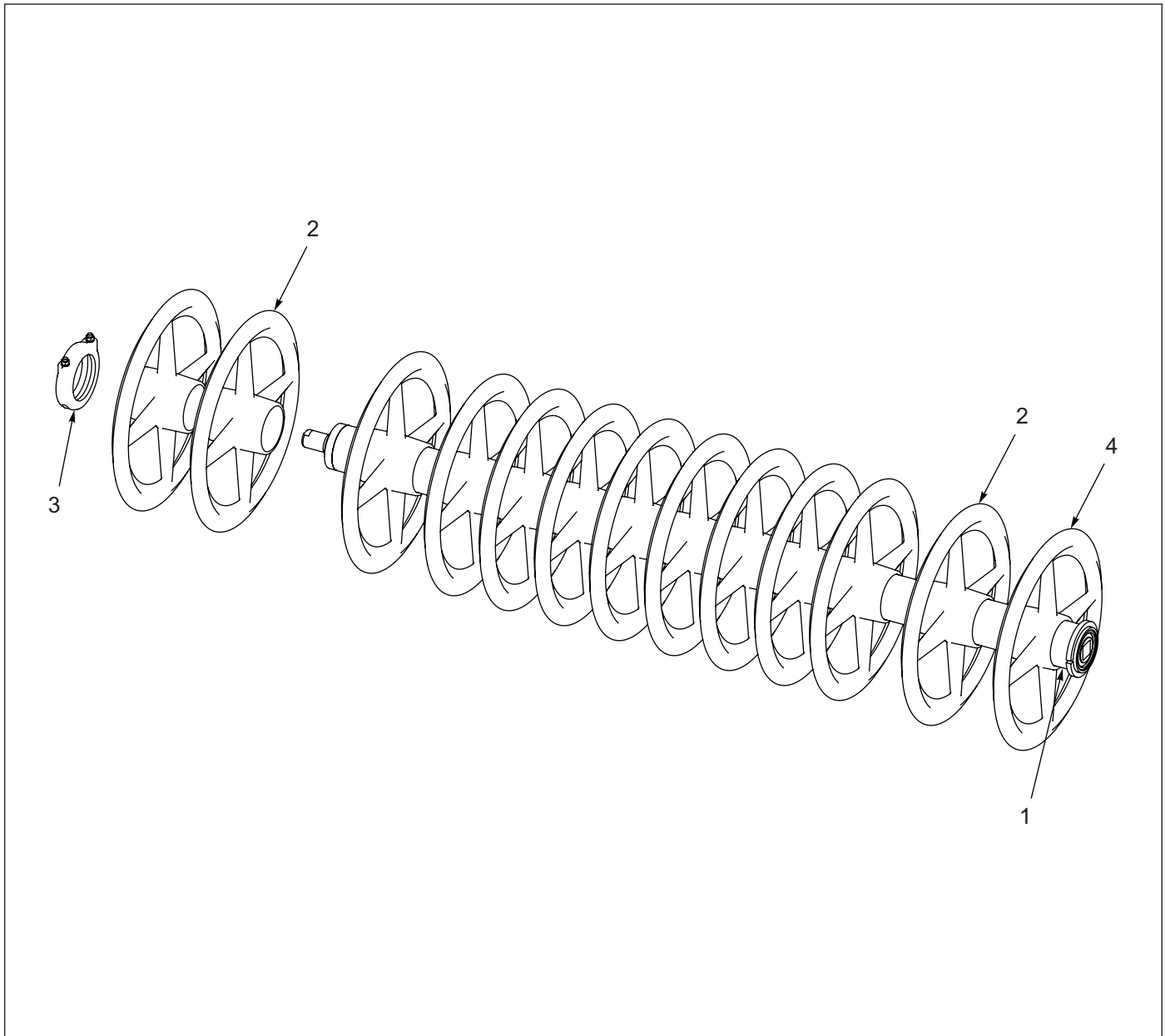


Figure 1-19: V-Roller Axle Assemblies - 6.5, 7' and 7.5'

V-Roller Axle Assemblies - 6.5, 7' and 7.5'

ITEM	PART NUMBER	DESCRIPTION	QTY		
			6.5'	7'	7.5'
	191112	AXLE ASM, V-WHL STUB/BRG 6.5FT	1	--	--
	191113	AXLE ASM, V-WHL STUB/BRG 7FT	--	1	--
	191114	AXLE ASM, V-WHL STUB/BRG 7.5FT	--	--	1
1	191109	AXLE WLD, 4.5 X 81-1/8 (SEE PAGE 1-34)	1	--	--
1	191110	AXLE WLD, 4-1/2 X 87-1/8 (SEE PAGE 1-34)	--	1	--
1	191111	AXLE ASM, 4.5 X 93-1/8 (SEE PAGE 1-34)	--	--	1
2	183555	WHEEL,22" V	12	13	14
3	5J376	AXLE CLAMP ASSEM (SEE PAGE 1-35)	1	1	1
4	191118	END WHEEL,22"	1	1	1

V-Roller Axle Assemblies - 11' and 12'

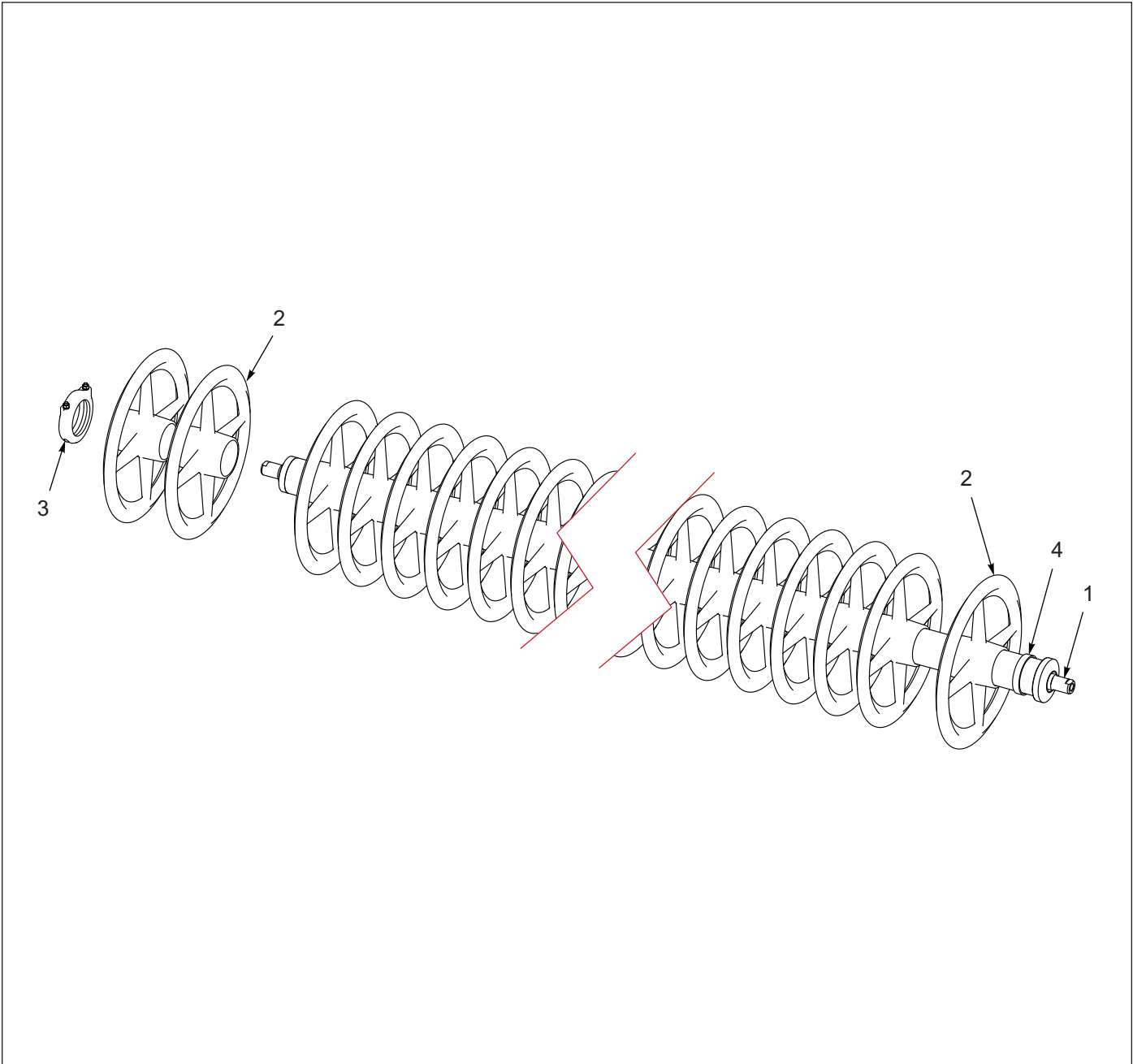


Figure 1-20: V-Roller Axle Assemblies - 11' and 12'

V-Roller Axle Assemblies - 11' and 12'

ITEM	PART NUMBER	DESCRIPTION	QTY	
			11'	12'
	189227	AXLE ASM, V-WHL 11FT	1	--
	189228	AXLE ASM, V-WHL 12FT	--	1
1	189219	AXLE ASM, 4.5 X 1.765 X 11FT (SEE PAGE 1-33)	1	--
1	189220	AXLE ASM, 4.5 X 1.765 X 12FT (SEE PAGE 1-33)	--	1
2	183555	WHEEL, 22" V	23	25
3	5J376	AXLE CLAMP ASSEM (SEE PAGE 1-35)	1	1
4	189533	SPACER, 4-5/8 X 7/8	1	1

Axle Assemblies

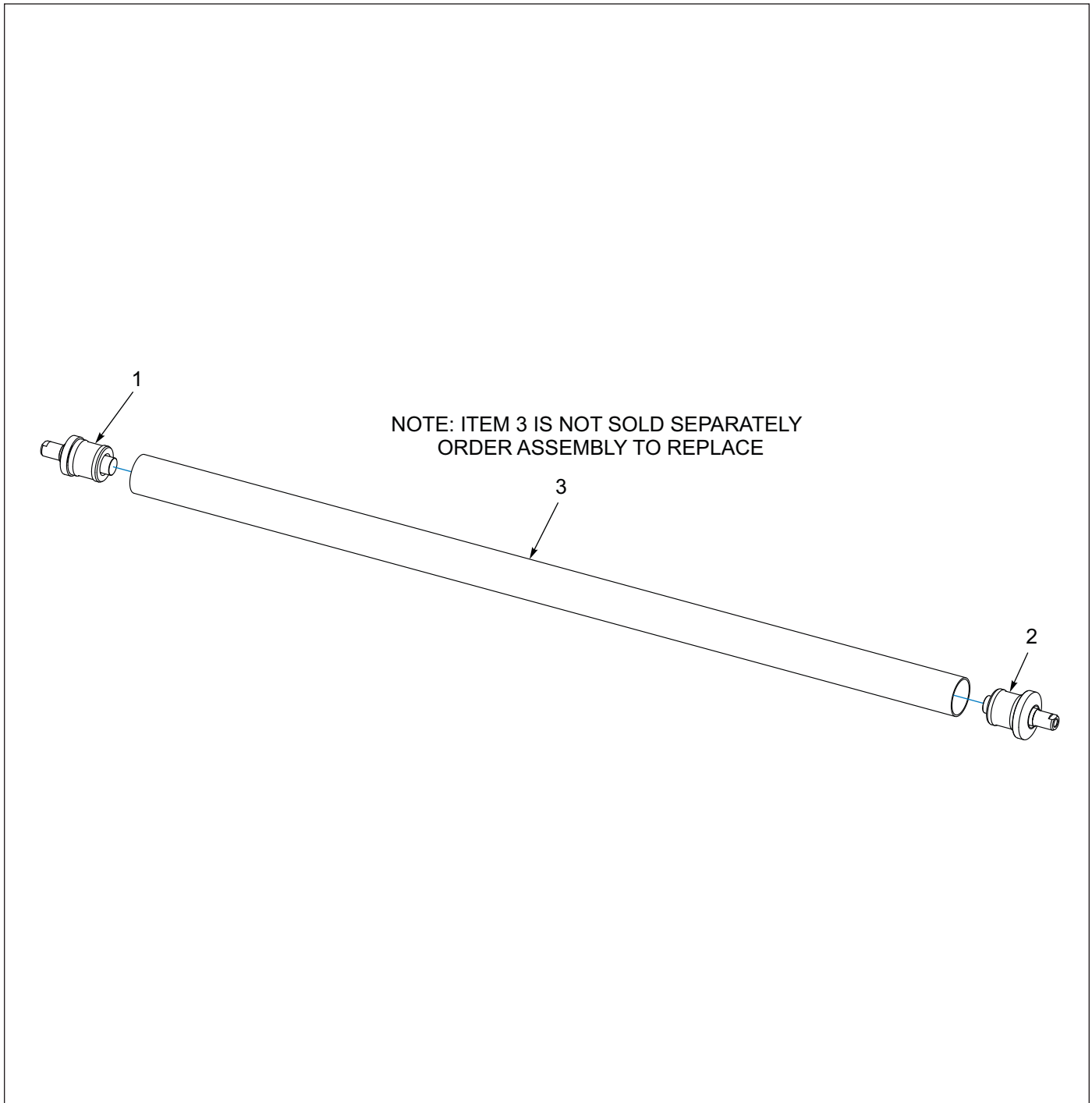


Figure 1-21: Axle Assemblies

Axle Assemblies

ITEM	PART NUMBER	DESCRIPTION	QTY	
			11'	12'
	189219	AXLE ASM, 4.5 X 1/765 X 11FT	1	--
	189220	AXLE ASM, 4.5 X 1/765 X 12FT	--	1
1	189538	STUB, TRUNNION 4.5 AXLE	1	1
2	189537	STUB, TRUNNION 4.5 AXLE FLANGE	1	1

Axle Assemblies, Stub and Bearing

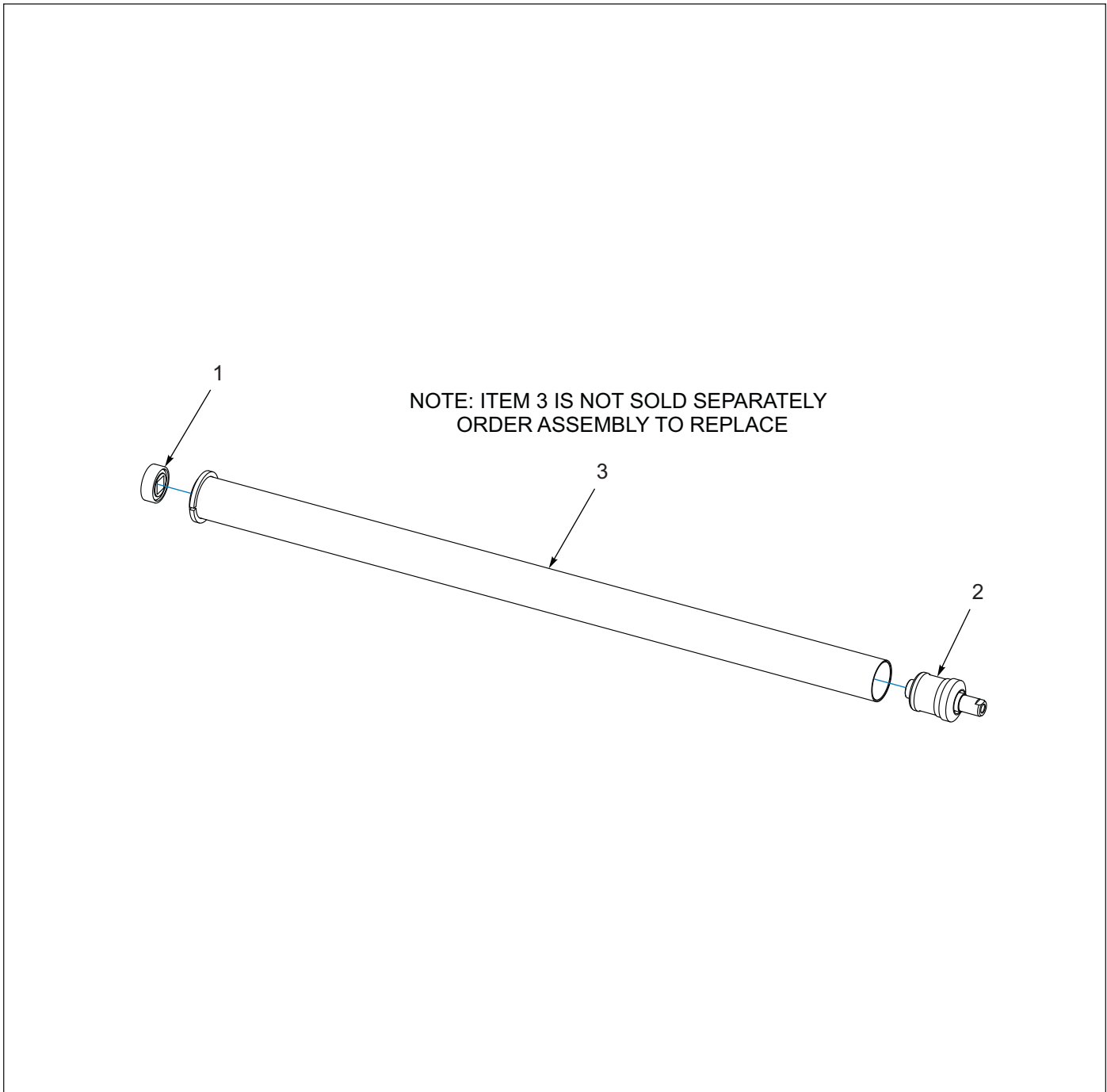


Figure 1-22: Axle Assemblies, Stub and Bearing

Axle Assemblies, Stub and Bearing

ITEM	PART NUMBER	DESCRIPTION	QTY		
			6.5'	7'	7.5'
	191109	AXLE WLD, 4.5 X 81-1/8	1	--	--
	191110	AXLE WLD, 4-1/2 X 87-1/8	--	1	--
	191108	AXLE WLD, 4-1/2 X 93-1/8	--	--	1
1	3J246	SQ BORE BEARING	1	1	1
2	189538	STUB, TRUNNION 4.5 AXLE	1	1	1

Axle Clamp

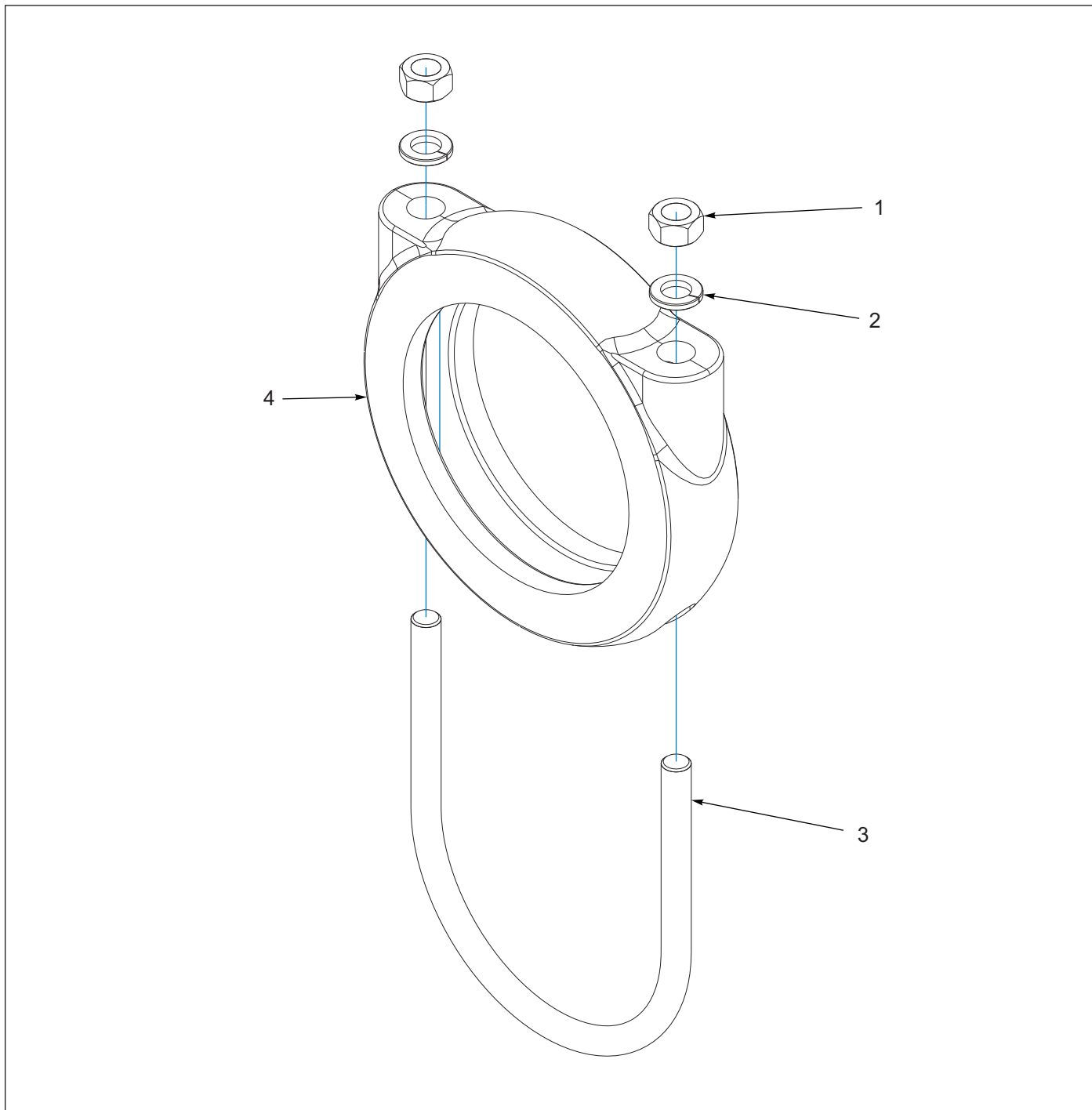


Figure 1-23: Axle Clamp

Axle Clamp

ITEM	PART NUMBER	DESCRIPTION	QTY
	5J376	AXLE CLAMP ASSEM	1
1	1-512-010007-08	NUT, HEX 7/16-14 GR2, ZP	2
2	1-861-010034-12	WASHER, LOCKING HLC SPG 7/16	2
3	1C290	U-BOLT .386 DIA X 14-1/2 L.	1
4	0A087	CLAMP	1

Hydraulic Schematic

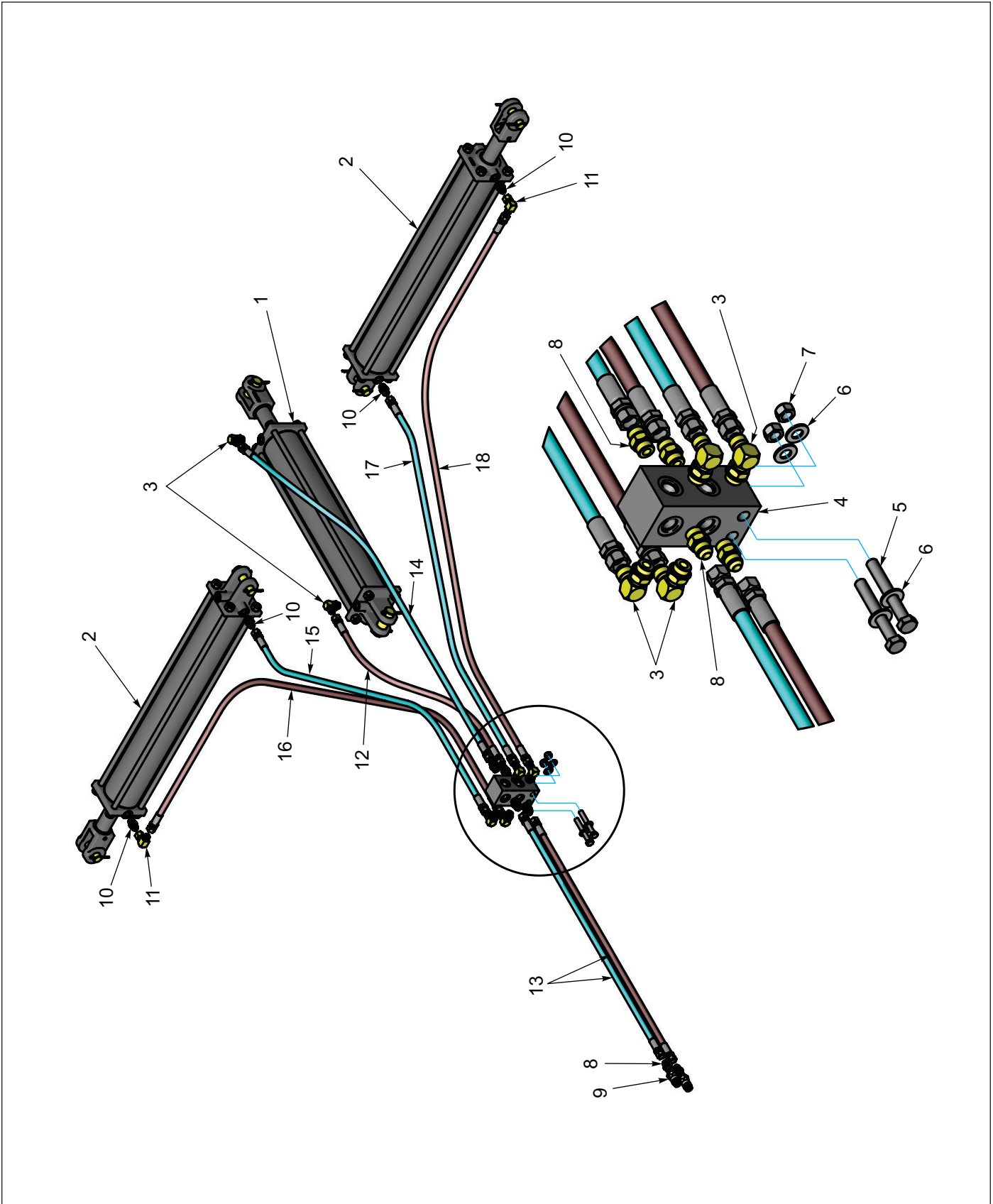


Figure 1-24: Hydraulic Schematic

Hydraulic Schematic

ITEM	PART NUMBER	DESCRIPTION	QTY
1	9J493	HYD CYLINDER - 4 X 24 (SEE PAGE 1-56)	1
2	5J830	HYD CYLINDER - 4 X 30 (WING) (SEE PAGE 1-57)	2
3	2062-8-8S	ADAPTER, 90 #8 O-RING-TUBE	6
4	2-474-010022	MANIFOLD HYDR ASSY, 8 HOSE	1
5	1-654-010055-12	SCREW, CP, HX .50-13UNC X 3.75, GR5	2
6	1-861-010032-14	WASHER, FLAT 1/2 N ZP/CD	4
7	1-512-010005-09	NUT, HEX SLFLKG, 1/2-13 GRB	2
8	202702-8-8S	ADAPTER #8 O-RING TO #8 TUBE	6
9	141828	COUPLER, MALE 3/4-16 O-RING	2
10	201441	RESTRICTOR, 0.047 X 08MJ X 08MOR	4
11	2071-8-8S	90 DEGREE ADAPTOR	2
12	71508894	HOSE ASSY 3/8 X 42	1
13	71600089	HOSE ASSY, 3/8 X 295	2
14	122910	HOSE ASSY, 3/8 X 70	1
15	116491	HOSE ASSY 3/8 X 96	1
16	137599	HOSE ASM 3/8 X 126.25	1
17	192481	HOSE .38 X 88	1
18	1422177	HOSE ASSY 3/8 X 118.25	1

Hydraulic Layout

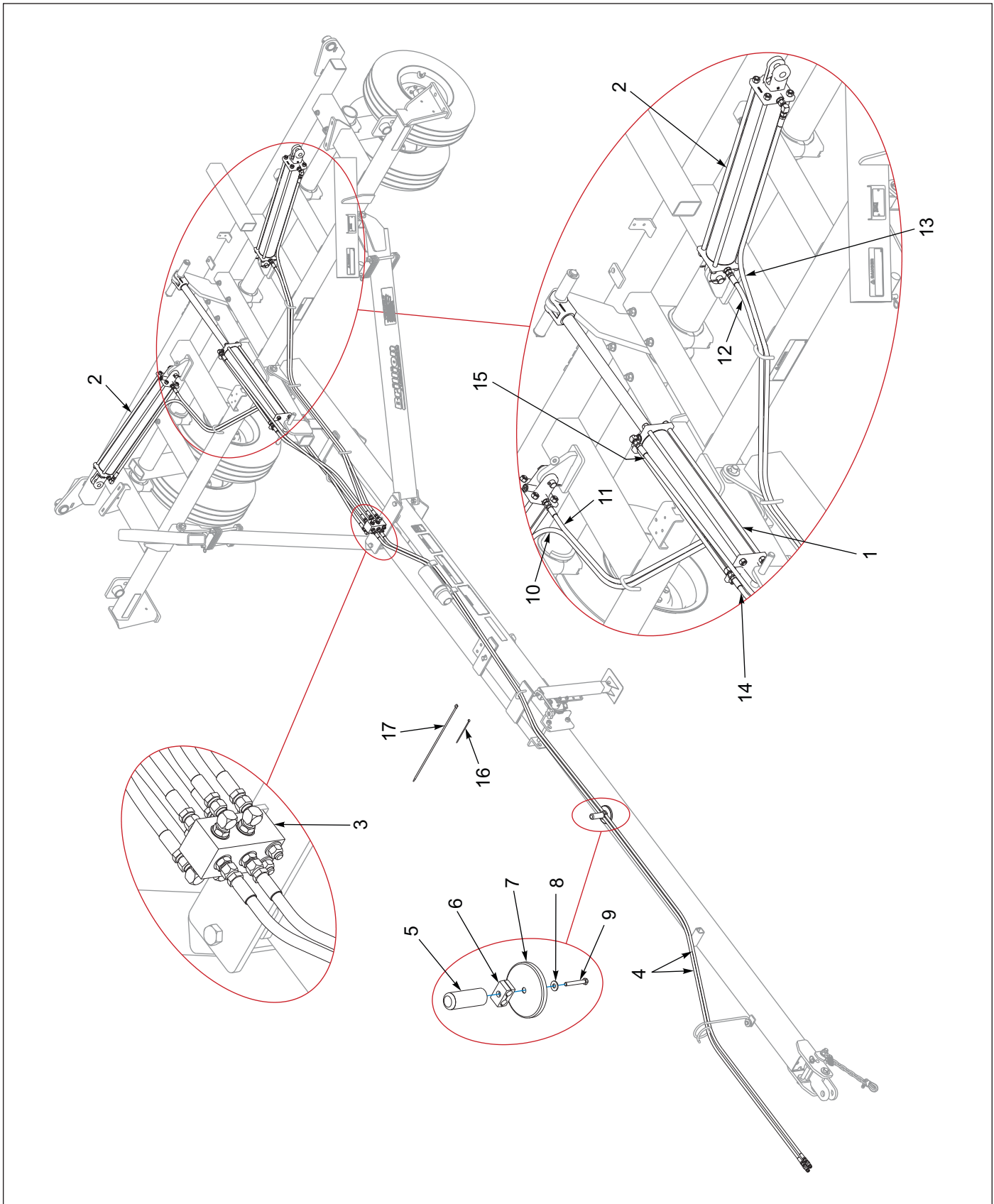


Figure 1-25: Hydraulic Layout

Hydraulic Layout

ITEM	PART NUMBER	DESCRIPTION	QTY
1	9J493	HYD CYLINDER - 4 X 24 (SEE PAGE 1-56)	1
2	5J830	HYD CYLINDER - 4 X 30 (WING) (SEE PAGE 1-57)	2
3	2-474-010022	MANIFOLD HYDR ASSY, 8 HOSE	1
4	71600089	HOSE ASSY, 3/8 X 295	2
5	164762	HANDLE HOSE MAGNET	1
6	1P937	TWIN CLAMP PAIR, .67" DIA	1
7	164761	MAGNET 190# PULL	1
8	1-861-010032-09	WASHER, FLAT 5/16 W ZP/CD	1
9	108628	SCREW HX CP 5/16-18UNC X 2-1/4	1
10	137599	HOSE ASM 3/8 X 126.25	1
11	116491	HOSE ASSY 3/8 X 96	1
12	192481	HOSE .38 X 88	1
13	1422177	HOSE ASSY 3/8 X 118.25	1
14	71508894	HOSE ASSY 3/8 X 42	1
15	122910	HOSE ASSY, 3/8 X 70	1
16	105-0228	TYWRAP 8IN LG TY-5272MX	16
17	3J615	CABLE TIE - 28"	2

Electrical Schematic

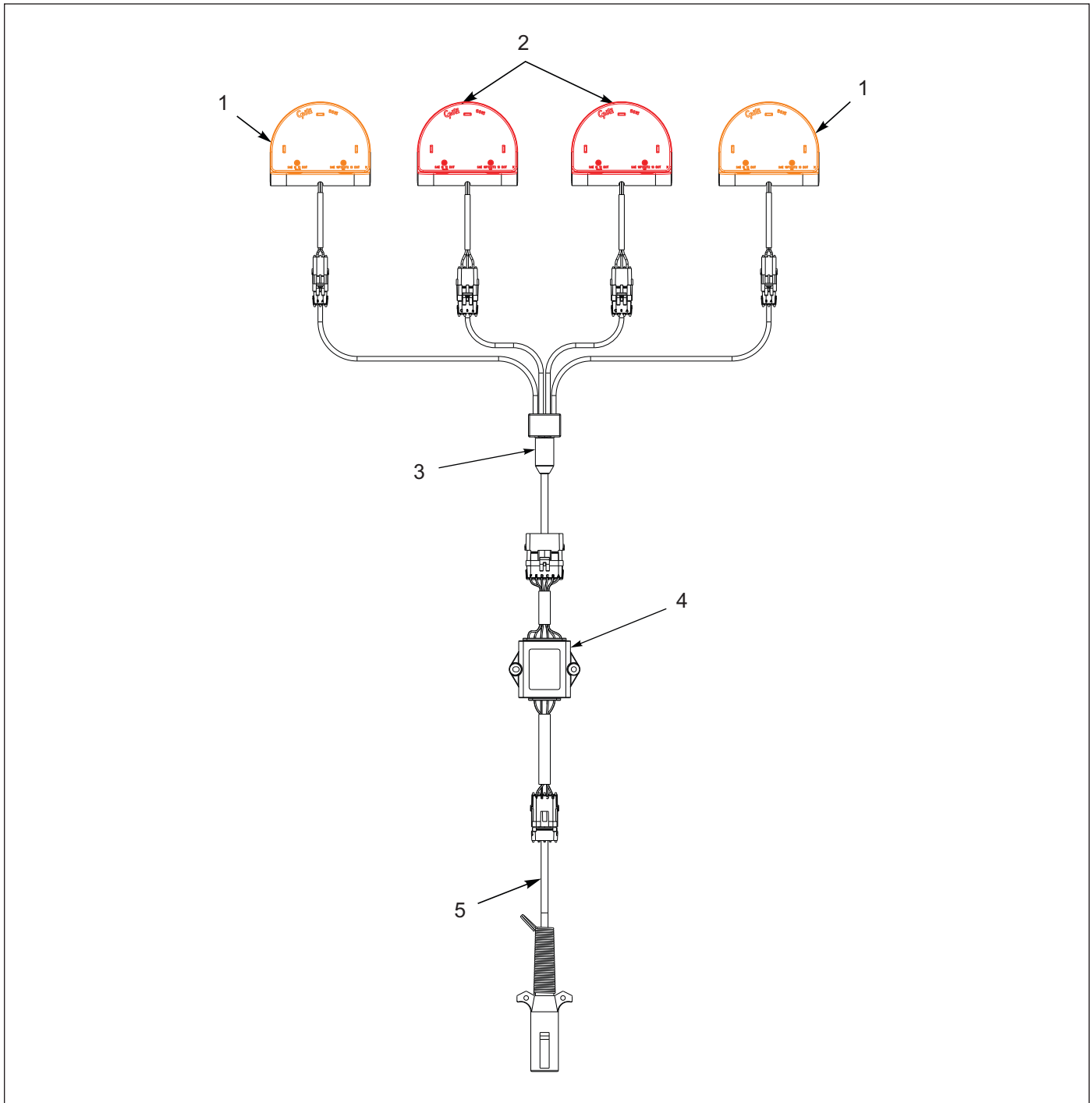


Figure 1-26: Electrical Schematic

Electrical Schematic

ITEM	PART NUMBER	DESCRIPTION	QTY
1	174436	LAMP, AG AMBER SINGLE LED	2
2	174435	LAMP, AG RED SINGLE LED	2
3	175151	HARNESS, LED WARNING LIGHTS	1
4	174437	MODULE, AG FLASHER CONTROL	1
5	174438	HARNESS, MAIN WARNING LIGHTS (33FT)	1

LED Warning Lights

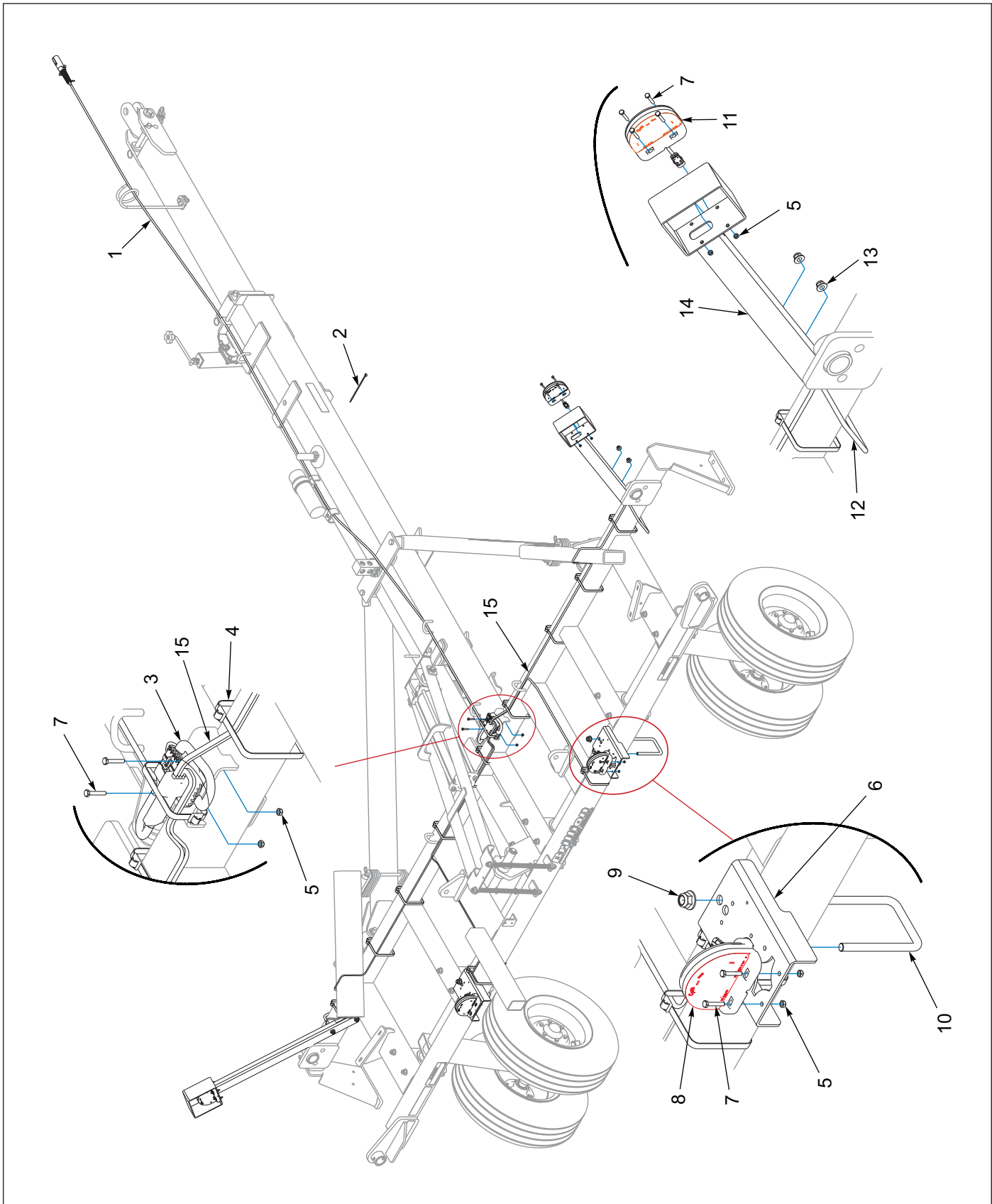


Figure 1-27: LED Warning Lights

LED Warning Lights

ITEM	PART NUMBER	DESCRIPTION	QTY
1	174438	HARNESS, MAIN WARNING LIGHTS (33FT)	1
2	105-0228	TYWRAP 8IN LG TY-5272MX	10
3	174437	MODULE, AG FLASHER CONTROL	1
4	105874	TIE, STRAP PLSTC 21.5-24 X .301	20
5	1-512-010005-01	NUT, HEX, SLFLKG GRB 1/4-20	18
6	178543	MOUNT, LIGHT TAIL RED	2
7	1-654-010047-08	SCREW, HX CP, 1/4-20UNC X 1-1/2, G5	18
8	174435	LAMP, AG RED SINGLE LED	2
9	2P254	NUT, FLANGE NY-LOK 5/8-11	4
10	2J095	U-BOLT 5/8-11 X 6-1/2 X 4-5/8	2
11	174436	LAMP, AG AMBER SINGLE LED	2
12	178505	U-BLT 1/2-13 X 6 X 5-1/4, ZP	2
13	2P253	NUT, FLANGE NY-LOK 1/2-13	4
14	178504	BRACKET, WARNING LAMP	2
15	175151	HARNESS, LED WARNING LIGHTS	1

Center Scrapers - Optional

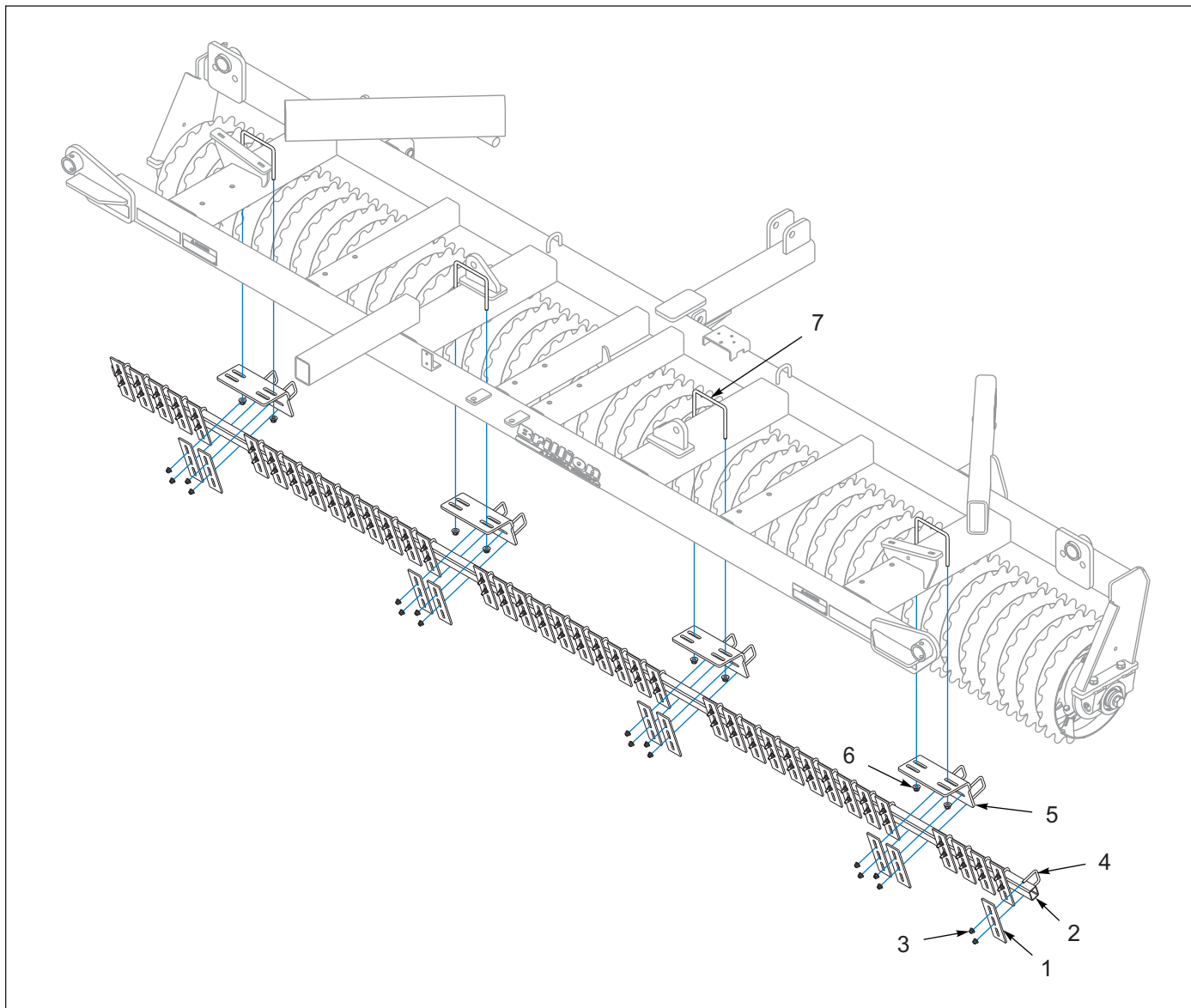


Figure 1-28: Center Scrapers - Optional

Center Scrapers - Optional

ITEM	PART NUMBER	DESCRIPTION	QTY
	193489	SCRAPER KIT XXLD38 (INCLUDES WING SCRAPERS)	1
	193490	SCRAPER KIT XXLD40 (INCLUDES WING SCRAPERS)	1
	193491	SCRAPER KIT XXLD42 (INCLUDES WING SCRAPERS)	1
	193492	SCRAPER KIT XXLD44 (INCLUDES WING SCRAPERS)	1
	193493	SCRAPER KIT XXLD46 (INCLUDES WING SCRAPERS)	1
1	8J014	SCRAPER, 2-1/2" WIDE	48
2	171754	TUBE 2 X 1-1/2 X 11GA X 192	1
3	2P252	NUT, FLANGE NY-LOK 3/8-16	96
4	171749	U-BOLT, 3/8-16 X 2-7/16 X 2-3/4	48
5	189245	BRACKET,CNTR SCRAPPER X38-46	4
6	2P253	NUT, FLANGE NY-LOK 1/2-13	8
7	4J918	U-BOLT 1/2-13 X 5-1/4 X 6-1/16	4

Wing Scraper - Optional

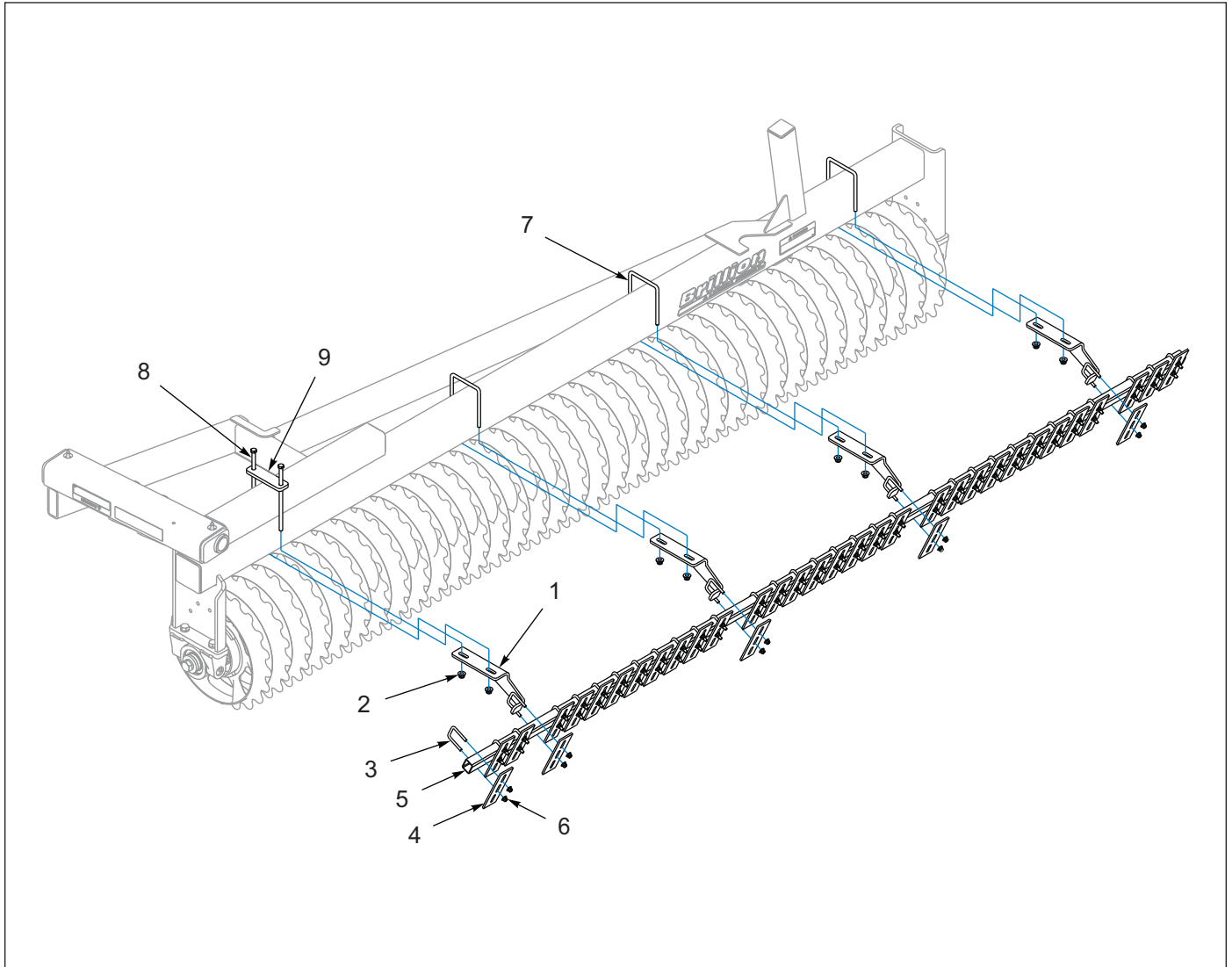


Figure 1-29: Wing Scraper - Optional

Wing Scraper - Optional

ITEM	PART NUMBER	DESCRIPTION	QTY				
			11'	12'	13'	14'	15'
1	190878	MOUNT, WING SCRAPER	8	8	8	8	8
2	2P253	NUT, FLANGE NY-LOK 1/2-13	16	16	16	16	16
3	171749	U-BOLT, 3/8-16 X 2-7/16 X 2-3/4, ZP	72	78	84	90	96
4	8J014	SCRAPER, 2-1/2" WIDE	72	78	84	90	96
5	171750	TUBE 2X1-1/2X11GAX144	2	--	--	--	--
5	171751	TUBE 2 X 1-1/2 X 11GA X 156	--	2	--	--	--
5	171752	TUBE 2 X 1-1/2 X 11GA X 168	--	--	2	--	--
5	171753	TUBE 2 X 1-1/2 X 11GA X 180	--	--	--	2	--
5	171754	TUBE 2 X 1-1/2 X 11GA X 192	--	--	--	--	2
6	2P252	NUT, FLANGE NY-LOK 3/8-16	144	156	168	180	192
7	2P748	U-BLT 1/2-13 X 5-1/2 X 6-1/4 ZP	6	6	6	6	6
8	131081	SCREW, HEX CAP 1/2-13 X 11	4	4	4	4	4
9	4K645	STRAP	2	2	2	2	2

Center V-Wheel Scrapers - Optional

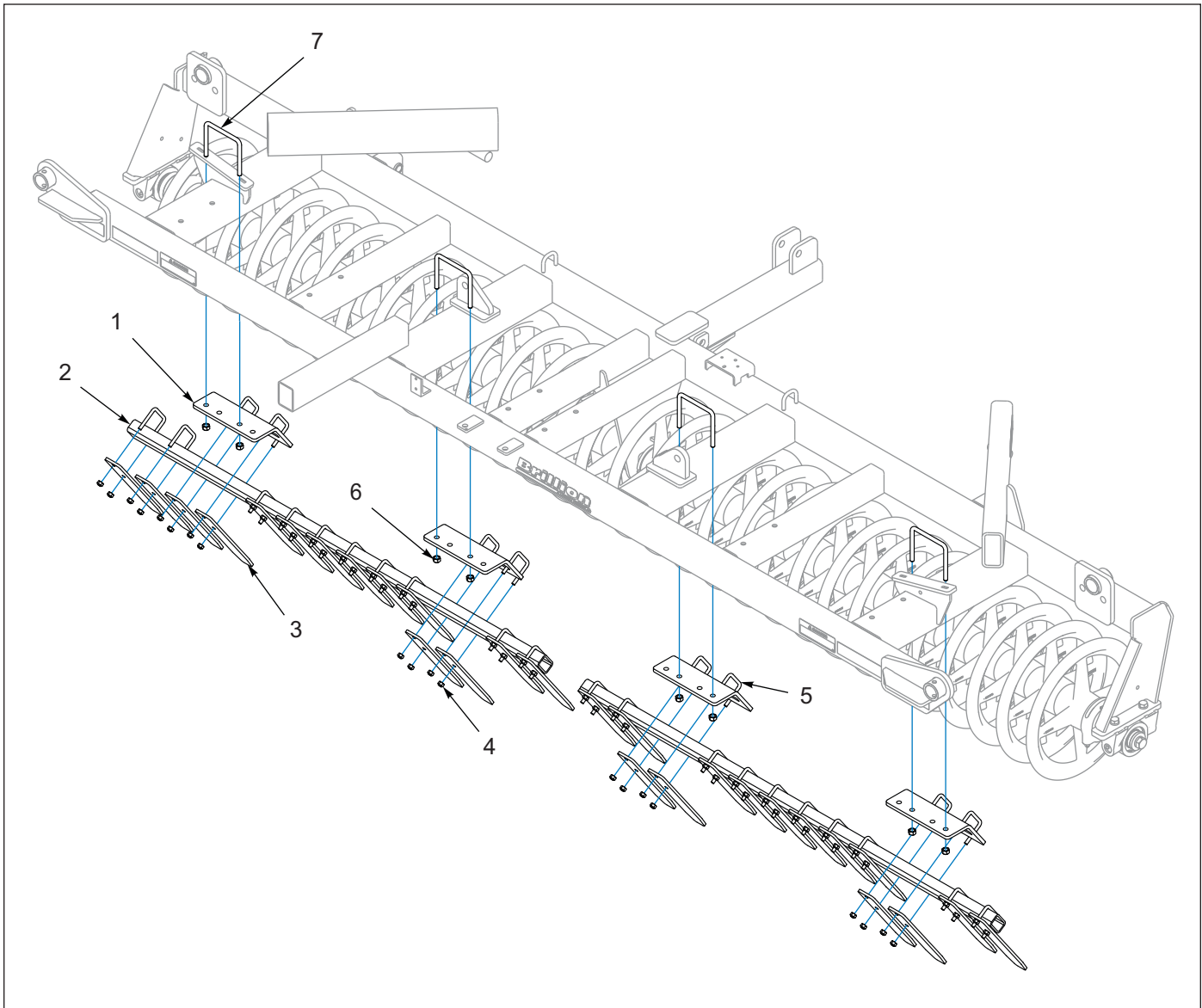


Figure 1-30: Center V-Wheel Scrapers - Optional

Center V-Wheel Scrapers - Optional

ITEM	PART NUMBER	DESCRIPTION	QTY
	194038	SCRAPER KIT XXL38 (INCLUDES WING SCRAPERS)	1
	194039	SCRAPER KIT XXL40 (INCLUDES WING SCRAPERS)	1
	194040	SCRAPER KIT XXL42 (INCLUDES WING SCRAPERS)	1
	194041	SCRAPER KIT XXL44 (INCLUDES WING SCRAPERS)	1
	194042	SCRAPER KIT XXL46 (INCLUDES WING SCRAPERS)	1
1	194058	BRACKET, V SCRAPER	4
2	194061	TUBE, 3 X 2 X 0.25 X 82	2
3	193253	SCRAPER, VEE WHEEL	28
4	1-512-010005-09	NUT, HEX SLFLKG, 1/2-13 GRB	56
5	193255	U-BLT, 1/2-13 X 3-9/16 X 3-1/2, ZP	28
6	1-512-010005-13	NUT, HEX SLFLKG GRB 5/8-11	8
7	7J990	U-BOLT, 5/8-11 X 5-1/2 X 6-11/16	4

Wing V-Wheel Scrapers - 11' and 12'

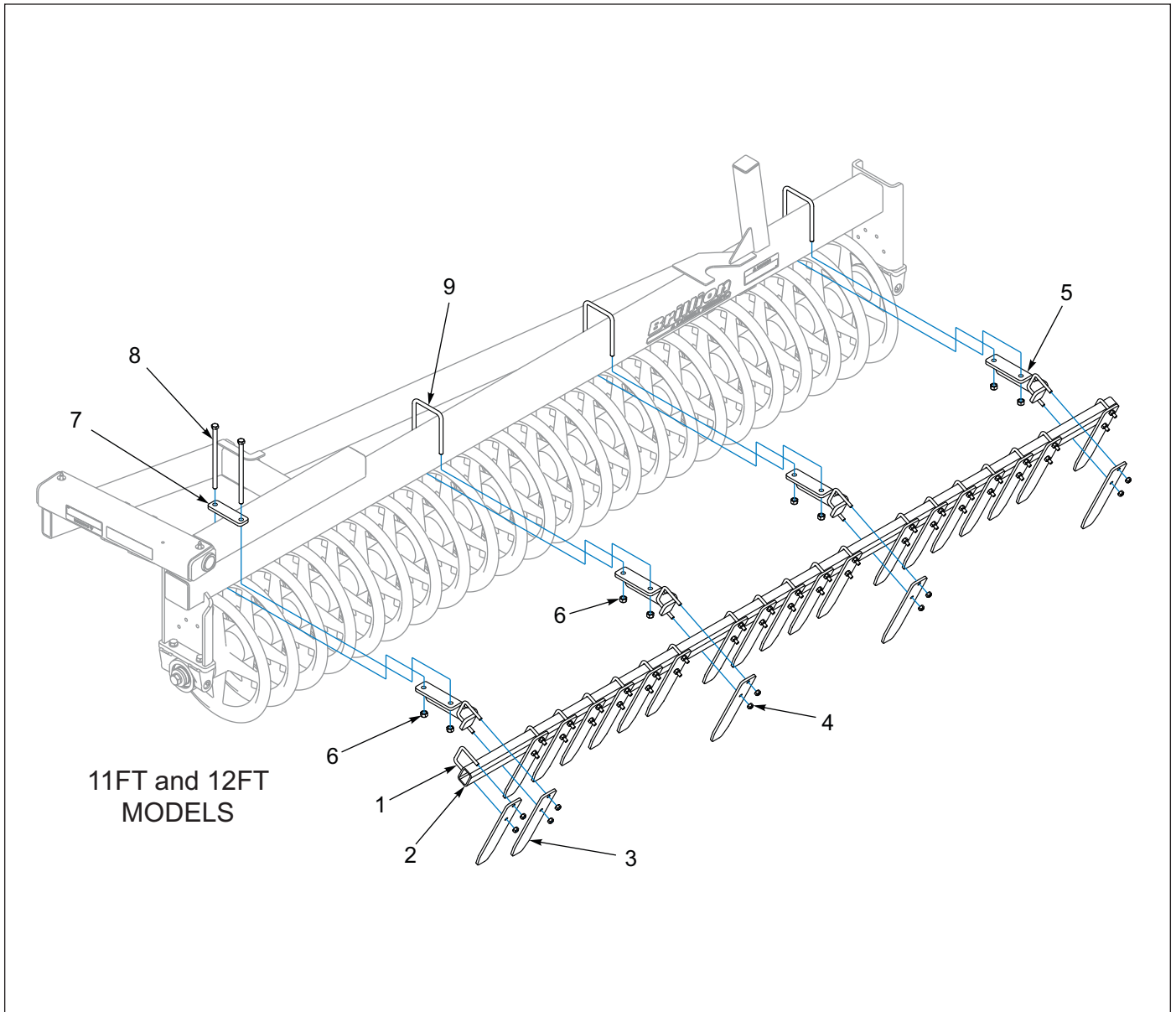


Figure 1-31: Wing V-Wheel Scrapers - 11' and 12'

Wing V-Wheel Scrapers - 11' and 12'

ITEM	PART NUMBER	DESCRIPTION	QTY	
			11'	12'
1	193264	TUBE, 3 X 2 X 0.25 X 136	1	--
1	193265	TUBE, 3 X 2 X 0.25 X 148	--	1
2	193255	U-BLT, 1/2-13 X 3-9/16 X 3-1/2 ZP	23	25
3	193253	SCRAPER, VEE WHEEL	23	25
4	1-512-010005-09	NUT, HEX SLFLKG, 1/2-13 GRB	46	50
5	194037	MOUNT, XXLW WING SCRAPER	4	4
6	1-512-010005-13	NUT, HEX SLFLKG GRB 5/8-11	8	8
7	4K645	STRAP	1	1
8	131081	SCREW, HEX CAP 1/2-13 X 11	2	2
9	7J990	U-BOLT 5/8-11 X 5-1/2 X 6-11/16	3	3

Wing V-Wheel Scrapers - 13', 14' and 15'

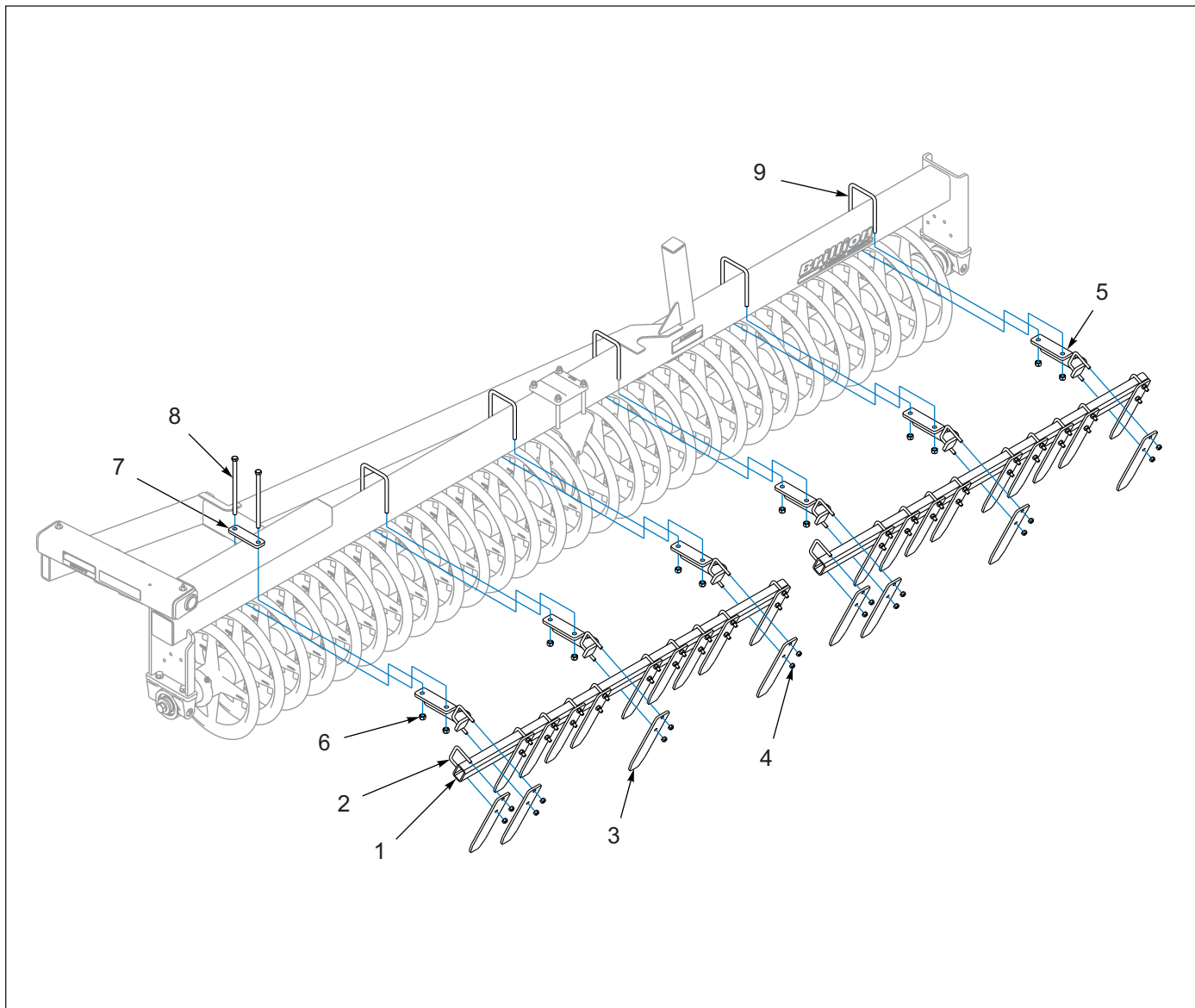


Figure 1-32: Wing V-Wheel Scrapers - 13', 14' and 15'

Wing V-Wheel Scrapers - 13', 14' and 15'

ITEM	PART NUMBER	DESCRIPTION	QTY		
			13'	14'	15'
1	194060	TUBE, 3 X 2 X 0.25 X 70	2	--	--
1	194059	TUBE, 3 X 2 X 0.25 X 76	--	2	--
1	194061	TUBE, 3 X 2 X 0.25 X 82	--	--	2
2	193255	U-BLT, 1/2-13 X 3-9/16 X 3-1/2 ZP	24	26	28
3	193253	SCRAPER, VEE WHEEL	24	26	28
4	1-512-010005-09	NUT, HEX SLFLKG, 1/2-13 GRB	48	52	56
5	194037	MOUNT, XXLV WING SCRAPER	6	6	6
6	1-512-010005-13	NUT, HEX SLFLKG GRB 5/8-11	8	8	12
7	5J711	STOP	1	1	1
8	107-0023	5/8-11 X 11LG HHCS GR5, ZP	2	2	2
9	181363	U-BOLT 5/8-11 X 5-11/16 X 6-3/4	5	5	5

Acre Meter Kit - Optional

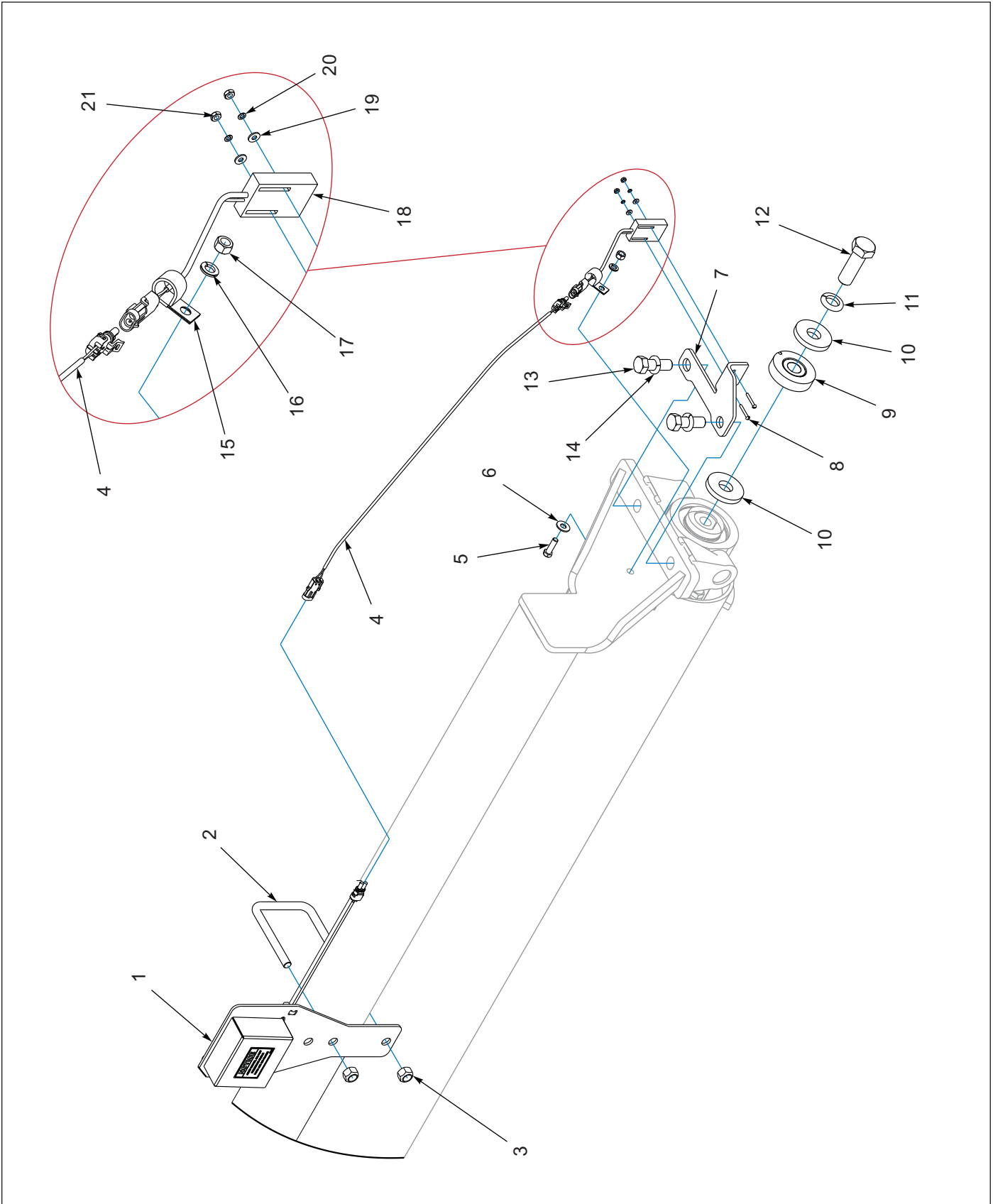


Figure 1-33: Acre Meter Kit - Optional

Acre Meter Kit - Optional

ITEM	PART NUMBER	DESCRIPTION	QTY
1	184483	ACRE METER ASM (SEE PAGE 1-52)	1
2	9D989	U-BOLT 5/8-11 X 5-5/8 X 4-11/16	1
3	1-512-010005-13	NUT, HEX SLFLKG GRB 5/8-11	2
4	165622	HARNESS-MAKEUP, ACRE METER	1
5	1-654-010051-06	SCREW, HEX CAP 3/8-16UNC X 1-1/4	1
6	1-861-010032-11	WASHER, FLAT 3/8 W ZP/CD	1
7	184478	BRACKET, ACRE METER PICKUP	1
8	5K262	ROUND HEAD MACHINE SCREW	2
9	184481	MAGNET WHEEL ASM (SEE PAGE 1-53)	1
10	154185	WASHER, 3/8 THICK 1" ID (ONE IS EXISTING HARDWARE)	2
11	1-861-010034-21	WASHER, LKG HEL SPRG 1IN (EXISTING HARDWARE)	1
12	3J608	BOLT, 1-8 X 3	1
13	1-654-010061-06	SCREW, HXCP, 3/4-10UNC X 2-1/4, GR5 (EXISTING HARDWARE)	2
14	1-861-010034-17	WASHER, LKG, HCL SPR, 3/4 (EXISTING HARDWARE)	2
15	3J614	HOSE CLAMP	1
16	1-861-010034-11	WASHER, LKG HLCL SPR, 3/8	1
17	1-512-010007-07	NUT, HEX 3/8-16, ZP	1
18	153862	SWITCH ASSY, ELECTRONIC ACRE	1
19	1-861-010032-02	WASHER, FL #8 ZP/CD	2
20	118-5098	#8 LOCK WASHER, ZP	2
21	1-512-010007-02	NUT, HEX 8-32, ZP	2

Acre Meter Assembly - Optional

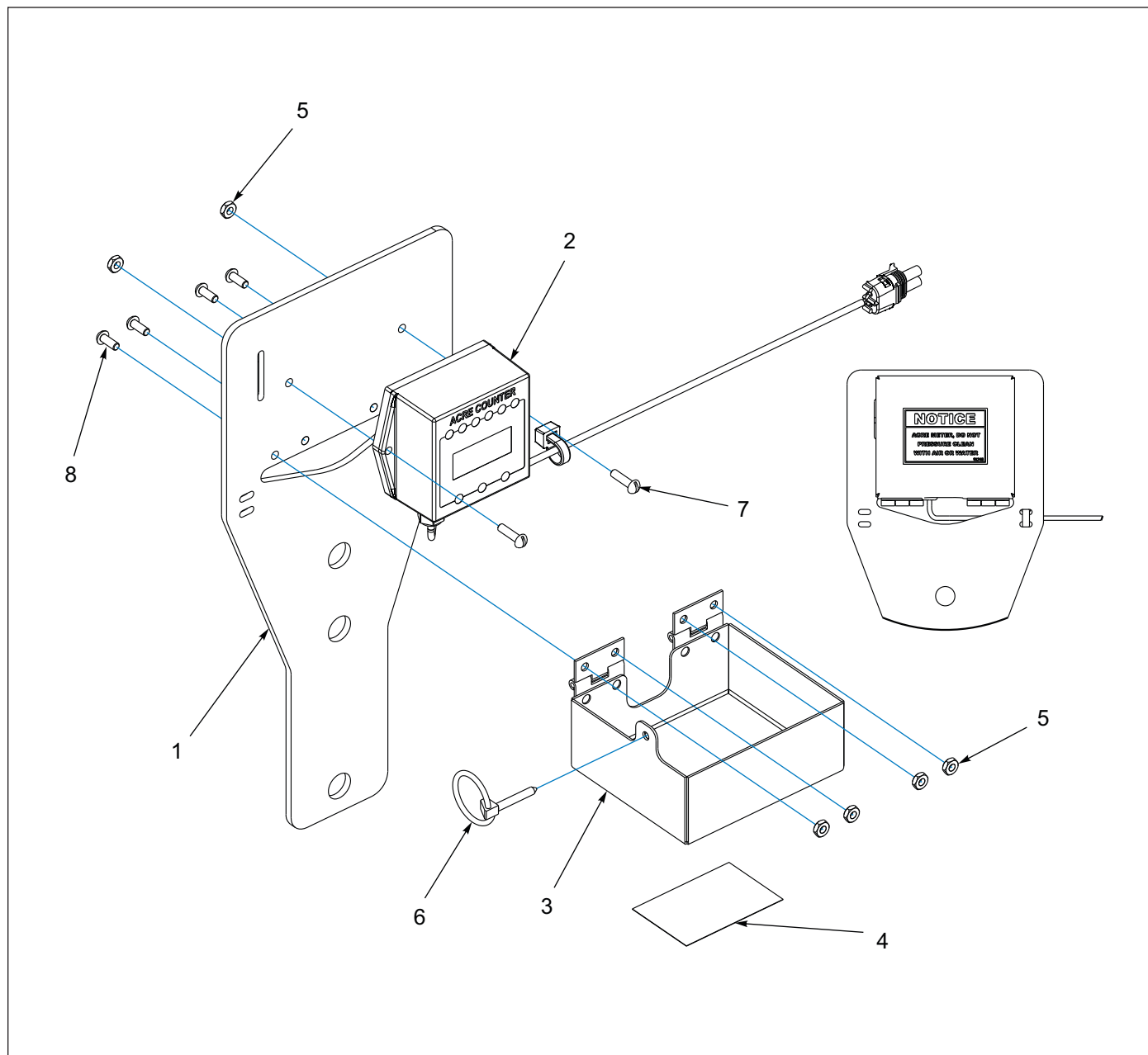


Figure 1-34: Acre Meter Assembly - Optional

Acre Meter Assembly - Optional

ITEM	PART NUMBER	DESCRIPTION	QTY
	184483	ACRE METER ASM	1
1	184482	BRACKET, ACRE METER	1
2	170948	CONSOLE, ELECTRONIC ACRE	1
3	170946	COVER-ACRE METER	1
4	9K740	DECAL, ACRE METER	1
5	1-512-010007-03	NUT, HEX 10-24	6
6	5D129	KLIK PIN	1
7	1-656-010003051	SCREW, RH HD MACH 10-24 X 3/4	2
8	1C213	STOVE BOLT #10-24 X 1/2 RD HD, ZP	4

Magnet Wheel Assembly - Optional

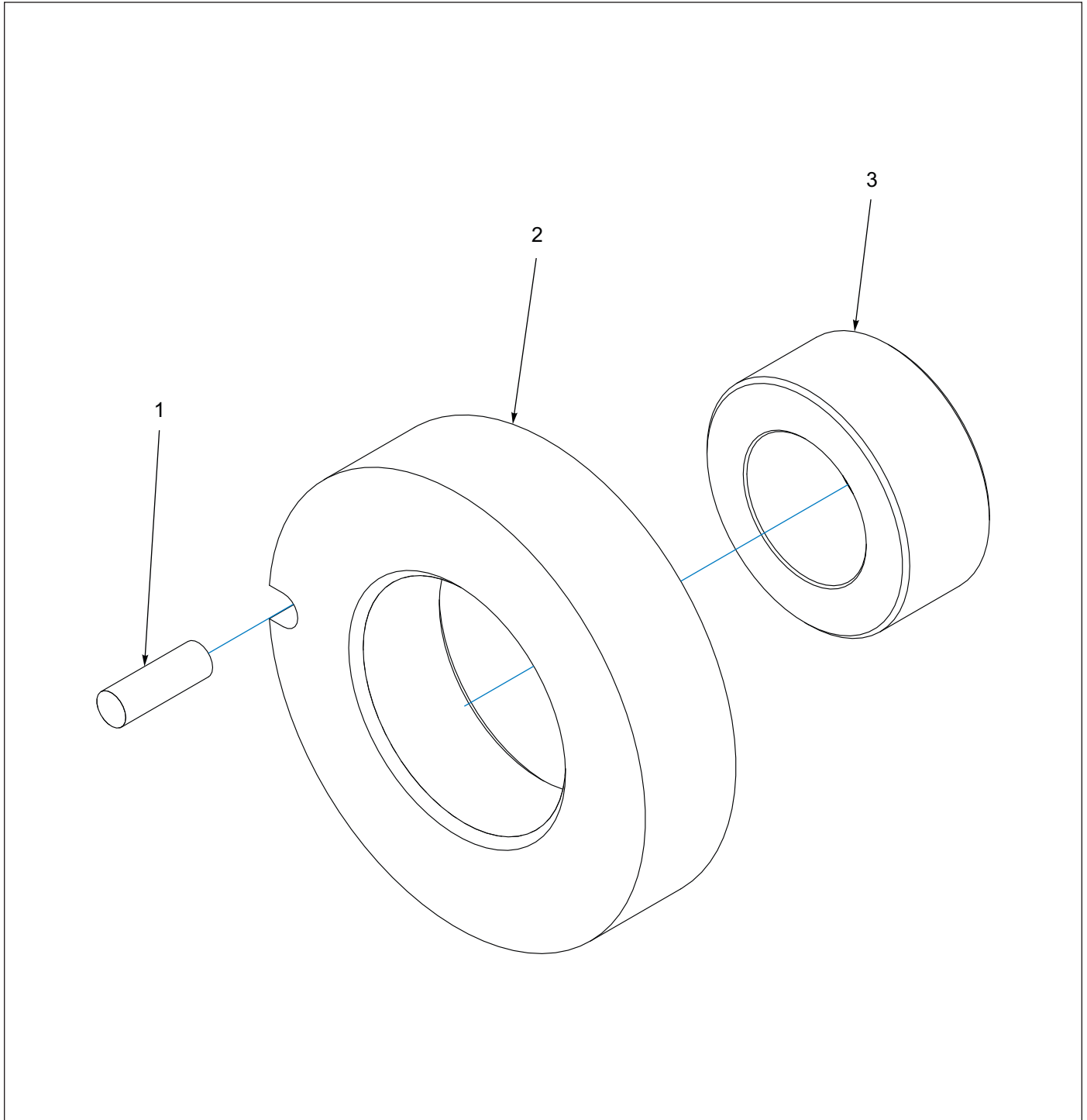


Figure 1-35: Magnet Wheel Assembly - Optional

Magnet Wheel Assembly - Optional

ITEM	PART NUMBER	DESCRIPTION	QTY
	184481	MAGNET WHEEL ASM	1
1	7K963	MAGNET	1
2	184479	MAGNET WHEEL	1
3	184480	BUSHING, 1.75 X 1.03 X .75 PLATED	1

Clamp End Spacer Kits, 3/4" and 1/2" - Optional

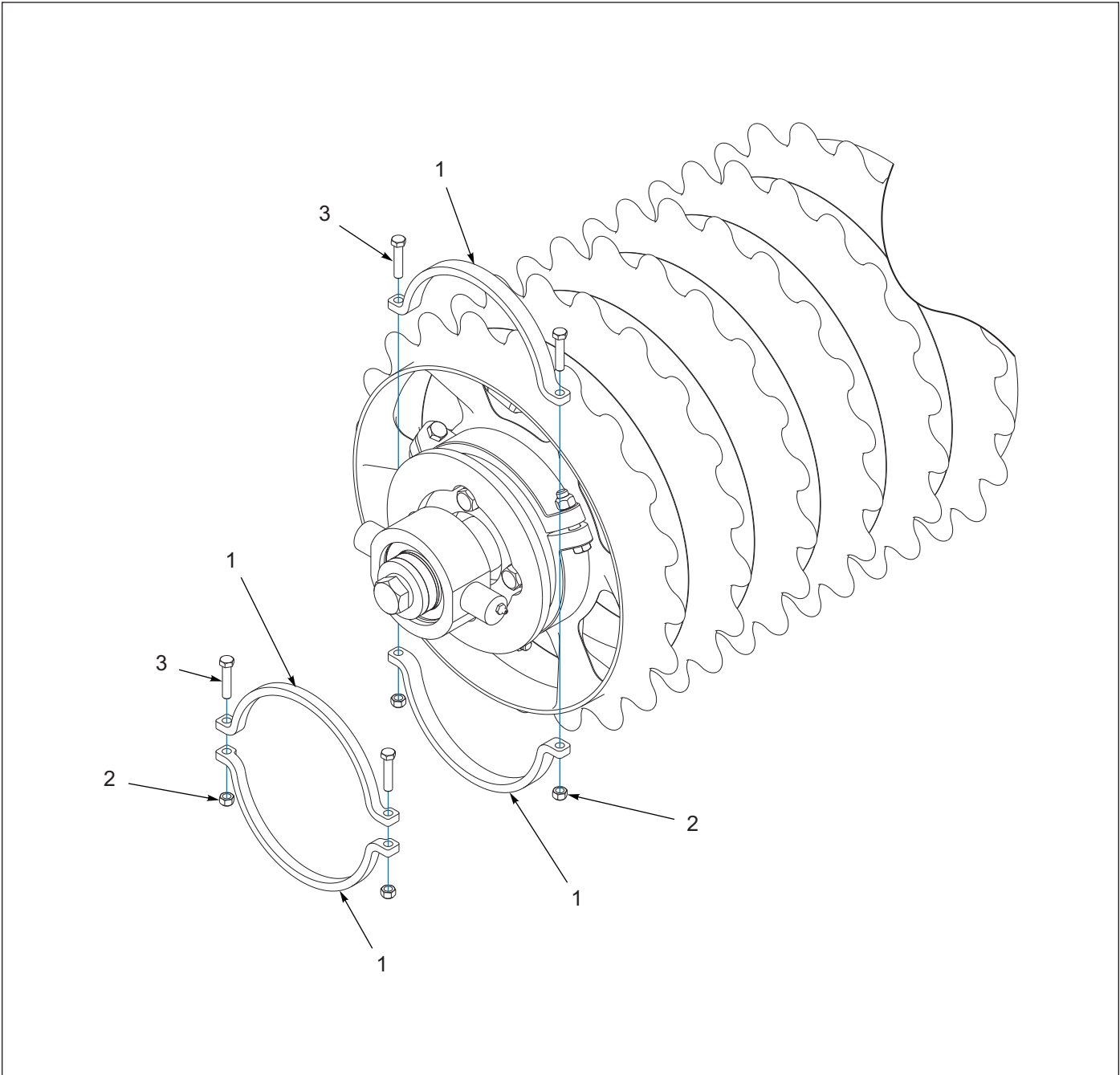


Figure 1-36: Clamp End Spacer Kits, 3/4" and 1/2" - Optional

Clamp End Spacer Kits, 3/4" and 1/2" - Optional

ITEM	PART NUMBER	DESCRIPTION	QTY	
			3/4"	1/2"
	201442	KIT, 3/4" CLAMP END SPACER	1	--
	201443	KIT, 1/2" CLAMP END SPACER	--	1
1	185142	AXLE SPACER, 3/4"	2	--
1	185141	AXLE SPACER, 1/2"	--	2
2	1-512-010005-05	NUT, HEX SLFLKG GRB 3/8-16	2	2
3	1-654-010051-08	SCREW, HEX CAP, 3/8-16 X 1-3/4	2	2

Clamp End Spacer Kits, 1", 1-1/4" and 1-1/2" - Optional

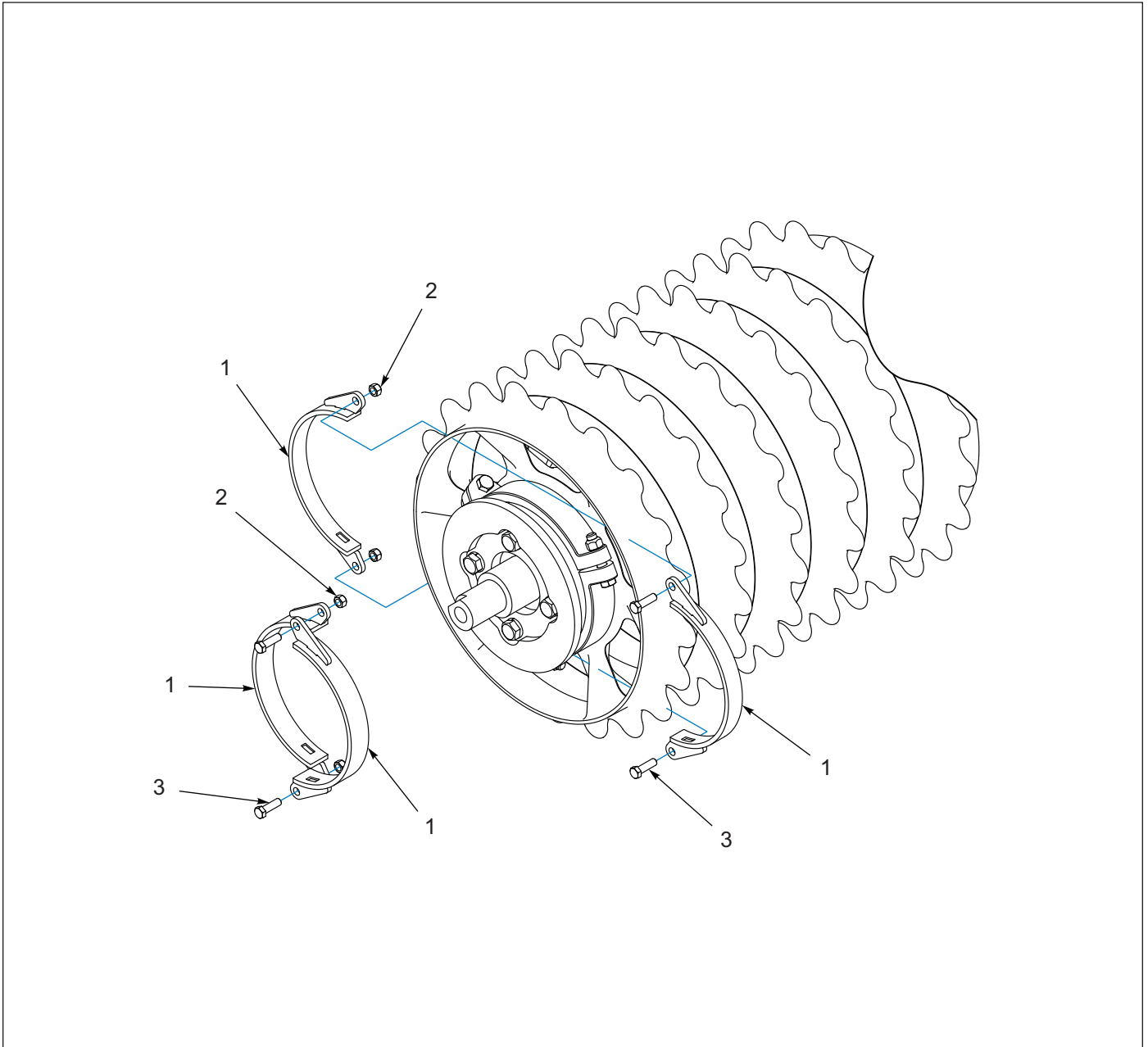


Figure 1-37: Clamp End Spacer Kits, 1", 1-1/4" and 1-1/2" - Optional

Clamp End Spacer Kits, 1", 1-1/4" and 1-1/2" - Optional

ITEM	PART NUMBER	DESCRIPTION	QTY	QTY	QTY
			1"	1-1/4"	1-1/2"
	204831	KIT, 1" CLAMP END SPACER	1	--	--
	204832	KIT, 1-1/4" CLAMP END SPACER	--	1	--
	204833	KIT, 1-1/2" CLAMP END SPACER	--	--	1
1	204835	AXLE SPACER, 1"	2	--	--
1	204836	AXLE SPACER, 1-1/4"	--	2	--
1	204837	AXLE SPACER, 1-1/2"	--	--	2
2	1-512-010005-05	NUT, HEX SLFLKG GRB 3/8-16	2	2	2
3	1-654-010051-05	SCREW, HEX CAP, 3/8-16 X 1, GR5	2	2	2

9J493L Hydraulic Cylinder, 4 x 24 - Lion - 671665

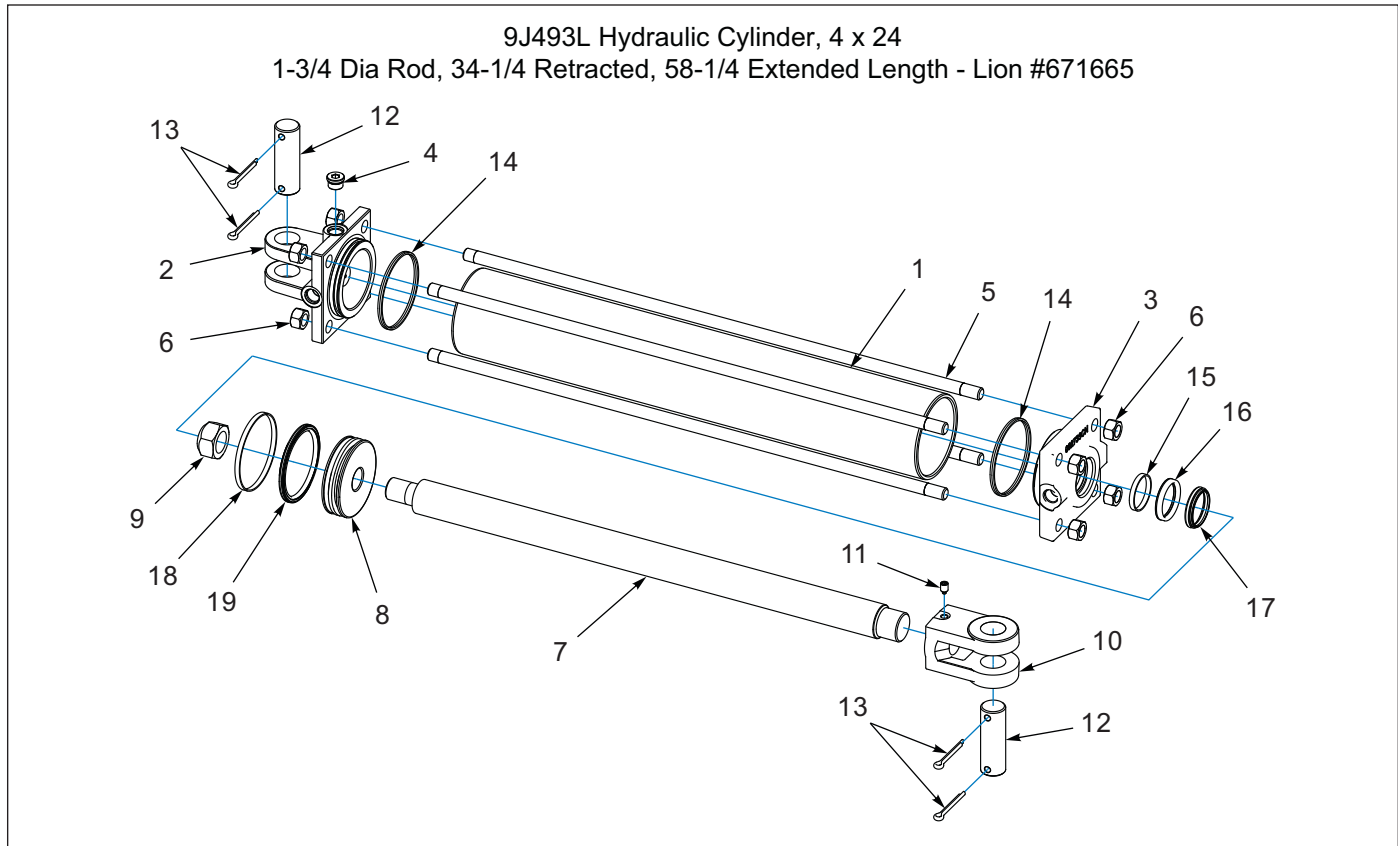


Figure 1-38: 9J493L Hydraulic Cylinder, 4 x 24 - Lion - 671665

9J493L Hydraulic Cylinder, 4 x 24 - Lion - 671665

ITEM	PART NUMBER	DESCRIPTION	QTY
	9J493	HYD CYLINDER - 4 X 24	1
1	-----	TUBE	1
2	-----	CLEVIS CAP	1
3	-----	ROD CAP	1
4	-----	PLUG, SOCKET HEAD 3/4-16	1
5	-----	TIE ROD	4
6	1-511-010002-07	NUT HEX JAM, 5/8-18UNF GR2	8
7	-----	ROD	1
8	-----	PISTON	1
9	8J852	NUT, LOCK 1-1/8-12, GrB, ZP	1
10	2P739	CLEVIS 1.25PIN X 1.5 X 2.75 (INCLUDES ITEM 11)	1
11	1P443	SET SCREW, 3/8-16 x 1/2 NYLON TIP	1
12	3J498	PIN, 1.25 x 3.75 H2	2
13	1-557-010362-63	PIN, COTTER 1/4X2 ZP	4
14	-----	SEAL DUAL 4.00	2
15	-----	WEAR RING 1.87-1.75-0.250	1
16	-----	SEAL ZURCON U-CUP RU9 1.75	1
17	-----	SEAL, WIPER 1.75	1
18	-----	WEAR RING 4.00-3.88-0.250	1
19	-----	SEAL SURCON WYNSEAL 4.00	1
20	1P745	SEAL KIT (INCLUDES ITEMS 14-19)	1

5J830L Hydraulic Cylinder, 4 x 30 - Lion - 671667

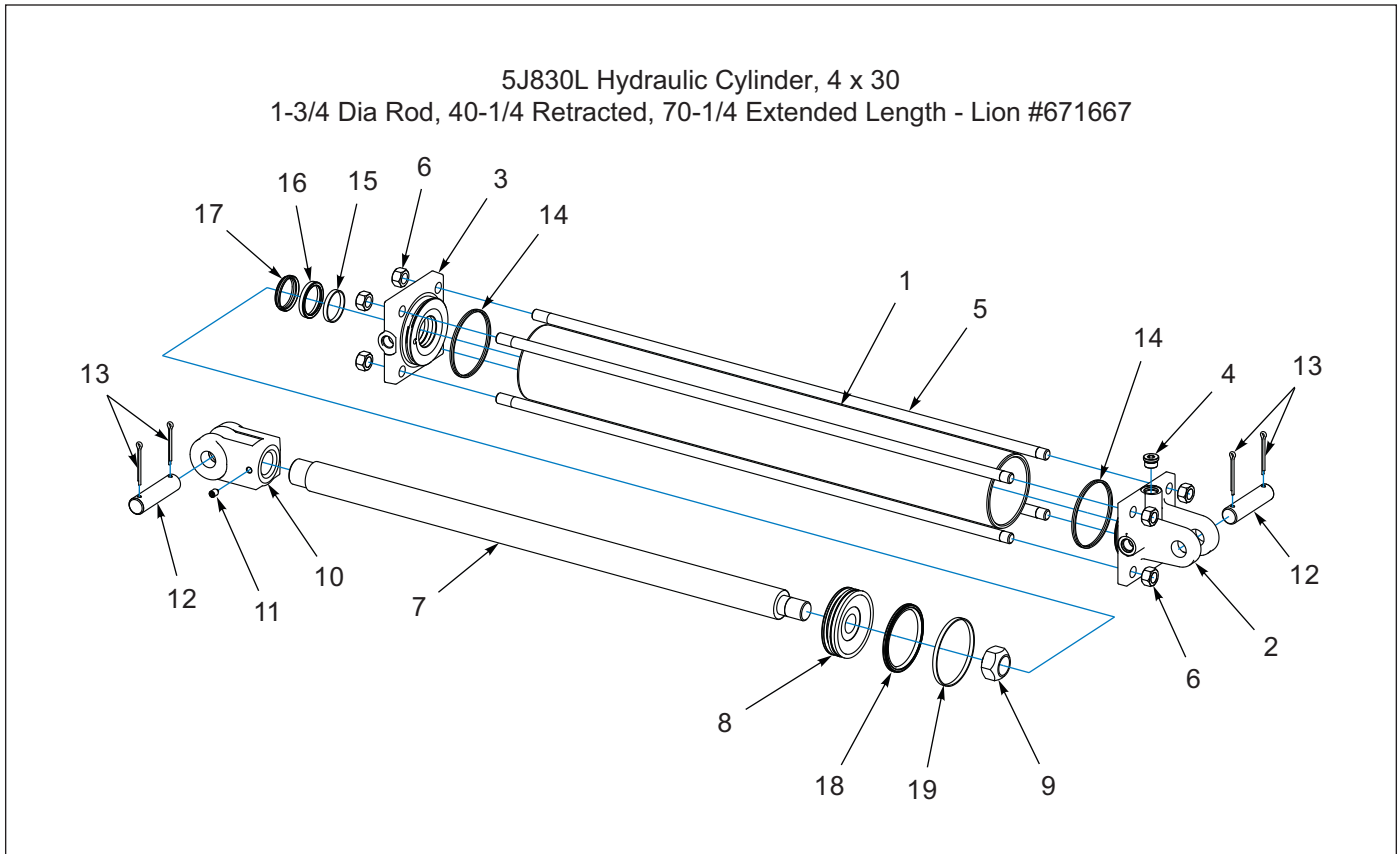


Figure 1-39: 5J830L Hydraulic Cylinder, 4 x 30 - Lion - 671667

5J830L Hydraulic Cylinder, 4 x 30 - Lion - 671667

ITEM	PART NUMBER	DESCRIPTION	QTY
	5J830	HYD CYLINDER - 4 X 30	1
1	-----	TUBE	1
2	-----	CLEVIS CAP	1
3	-----	ROD CAP	1
4	-----	PLUG, SOCKET HEAD 3/4-16	1
5	-----	TIE ROD	4
6	-----	NUT, HEX 5/8-18, ZP	8
7	-----	ROD	1
8	-----	PISTON	1
9	8J852	NUT, LOCK 1-1/8-12, GRB, ZP	1
10	2P738	CLEVIS, 1" PIN X 1.5-12 X 2.75 (INCLUDES ITEM 11)	1
11	1P443	SET SCREW, 3/8-16 X 1/2 NYLON TIP	1
12	7J067	PIN, 1.0 X 4.0 H2	2
13	110-4224	PIN, COTTER 3/16 X 2IN LG	4
14	-----	SEAL DUAL 4.00	2
15	-----	WEAR RING 1.87-1.75-0.250	1
16	-----	SEAL ZURCON U-CUP RU9 1.75	1
17	-----	SEAL, WIPER 1.75	1
18	-----	SEAL SURCON WYNSEAL 4.00	1
19	-----	WEAR RING 4.00-3.88-0.250	1
20	1P745	SEAL KIT (INCLUDES ITEMS 14-19)	1

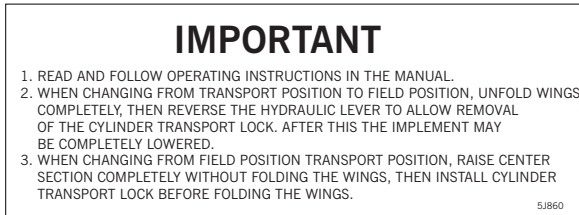
Decals



ITEM 2
3J678



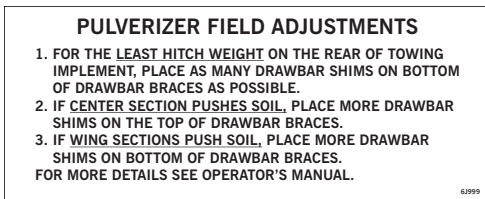
ITEM 4
5J859



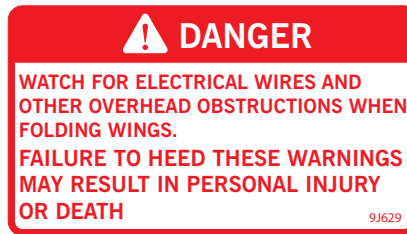
ITEM 3
5J860




ITEM 9
3J675



ITEM 8
6J999



ITEM 5
9J629



ITEM 6
3K706



ITEM 7 - 170510



ITEM 12
2P151



ITEM 13
1-573-010006



ITEM 16 - 193500



ITEM 14 - 193665



ITEM 15 - 193501



ITEM 1
528934



ITEM 10
528933



ITEM 11
528938

Figure 1-40: Decals

Decals

ITEM	PART NUMBER	DESCRIPTION	QTY
1	528934	REFLECTOR - YELLOW	8
2	3J678	'DANGER' DECAL	1
3	5J860	DECAL, INSTRUCTION	1
4	5J859	DECAL, CAUTION	1
5	9J629	DECAL, DANGER	1
6	3K706	DECAL, WARNING	1
7	170510	DECAL, BRILLION LANDOLL	6
8	6J999	'ADJUSTMENTS' DECAL	2
9	3J675	'STAND CLEAR' DECAL	10
10	528933	RELECTOR - RED	2
11	528938	STRIPE, ORANGE	2
12	2P151	SMV SIGN	1
13	1-573-010006	PLACARD, NAME	1
14	193666	DECAL, XXL SERIES	2
15	193501	DECAL, OPTIMIZER	2
16	193500	DECAL,BRILLION 2-3/4 HT	1

Decal Location

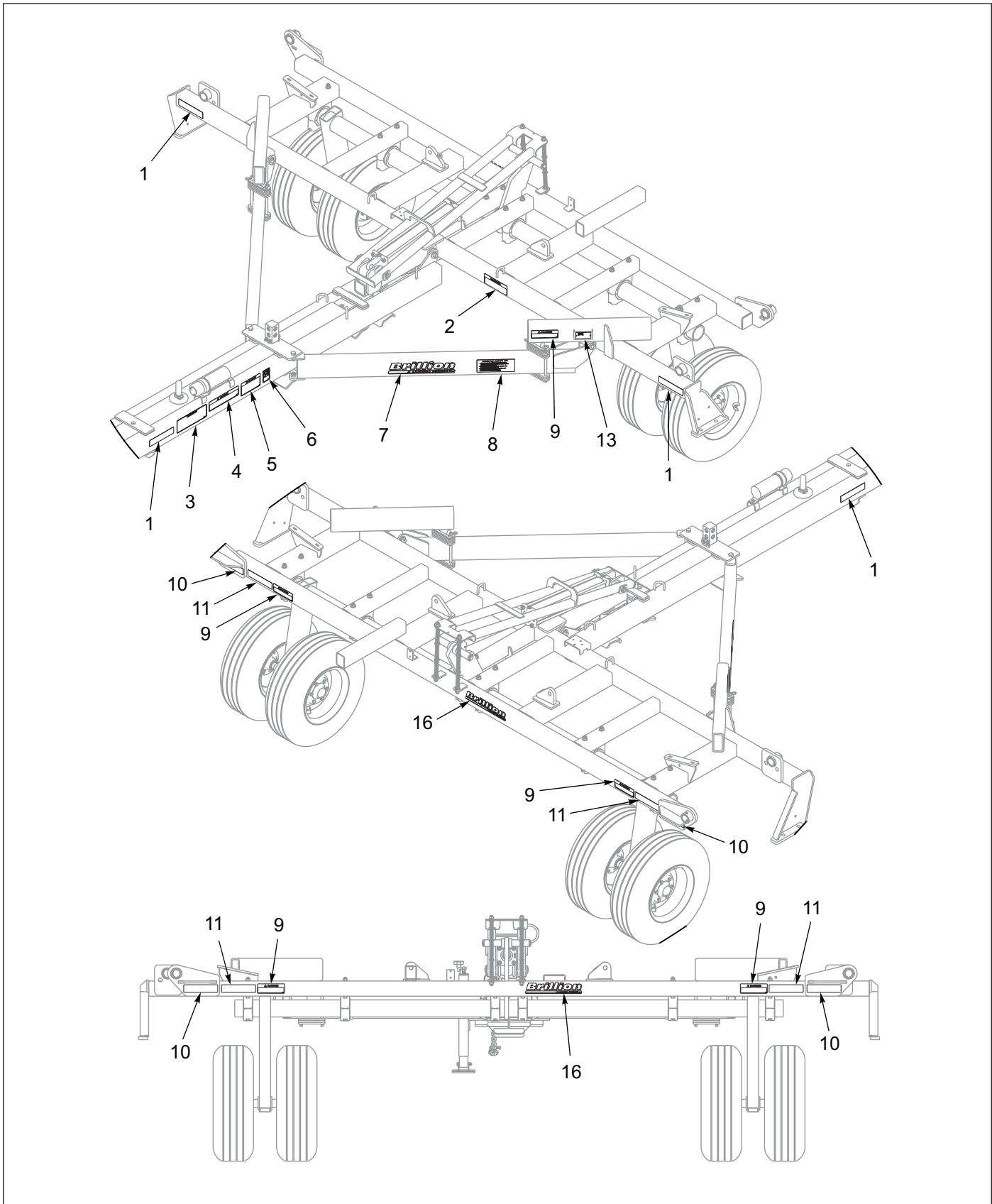


Figure 1-41: Decal Location (1 of 4)

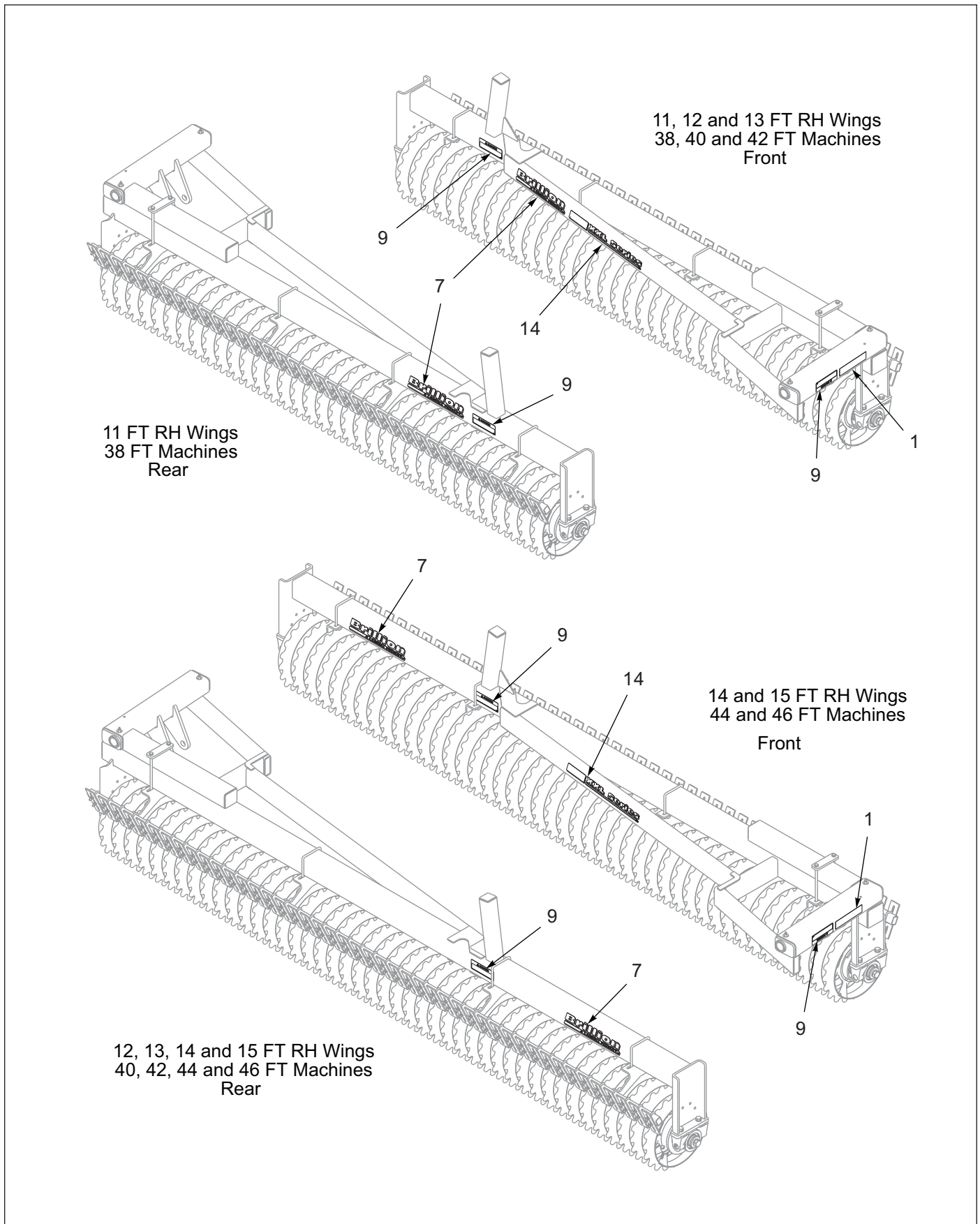


Figure 1-42: Decal Location (2 of 4)

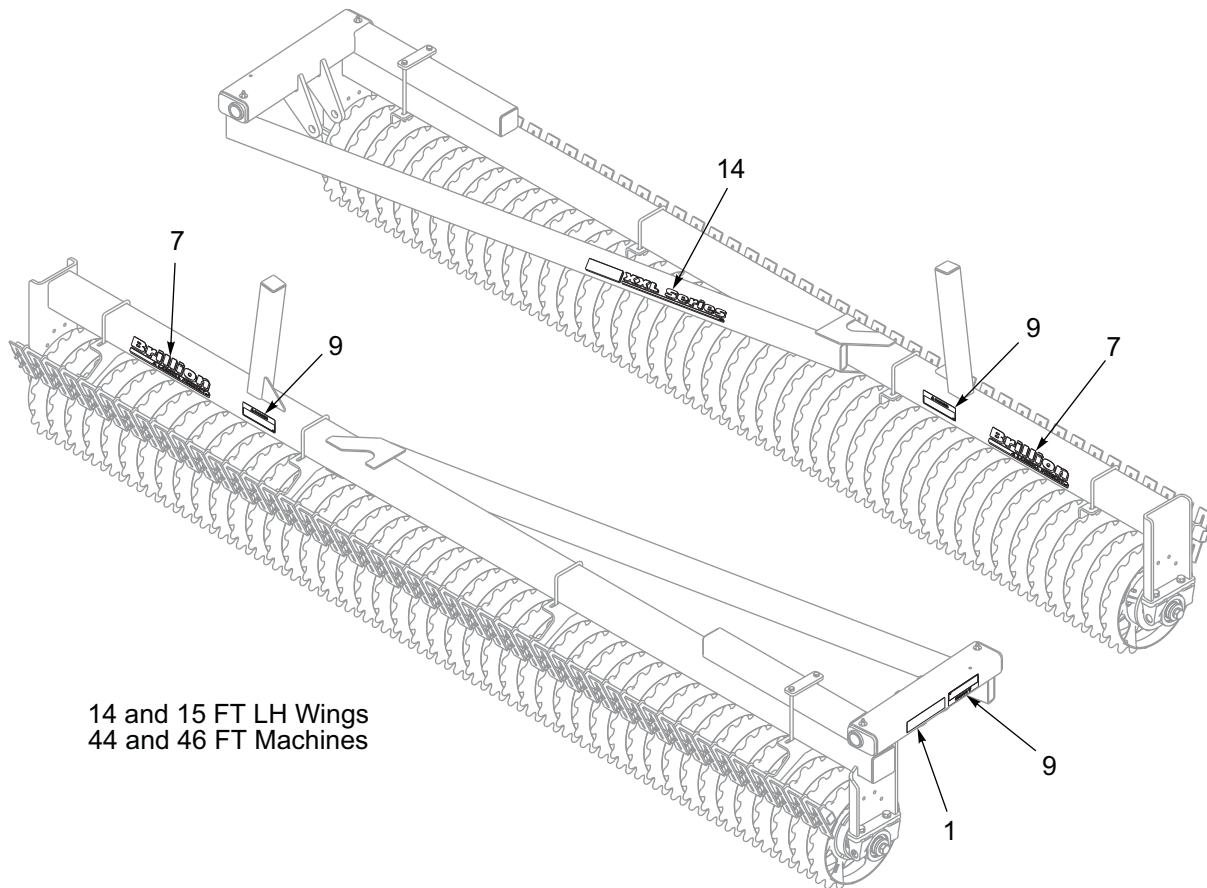
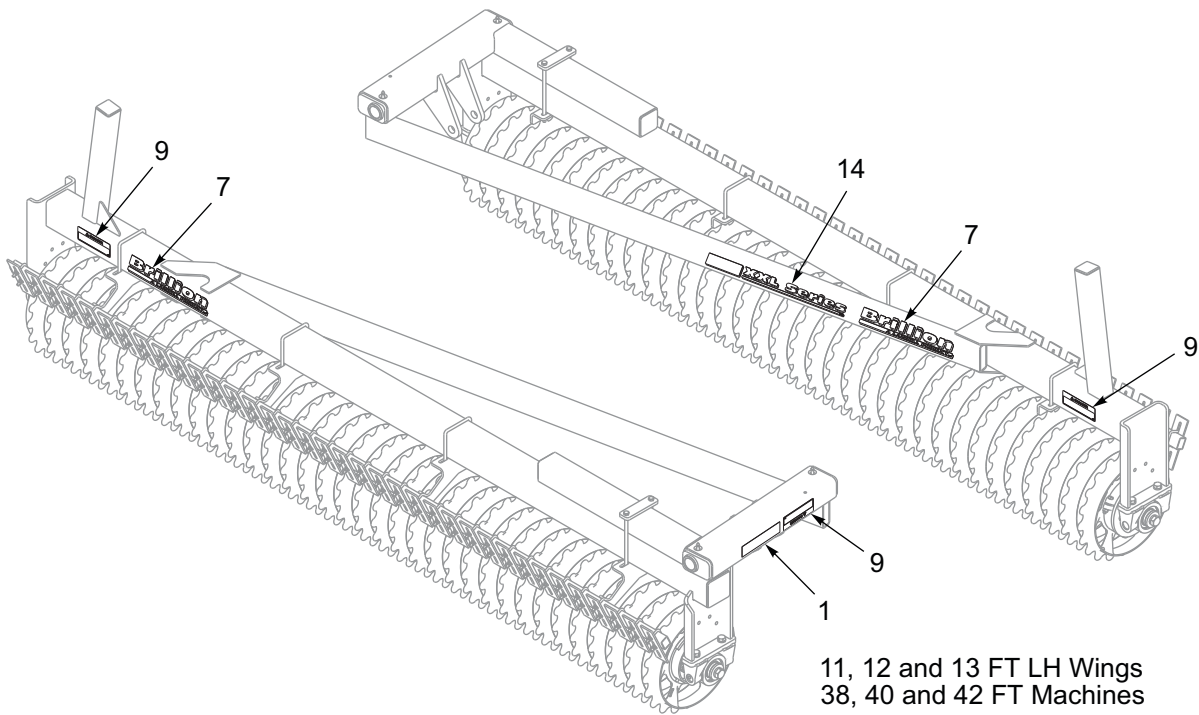


Figure 1-43: Decal Location (3 of 4)

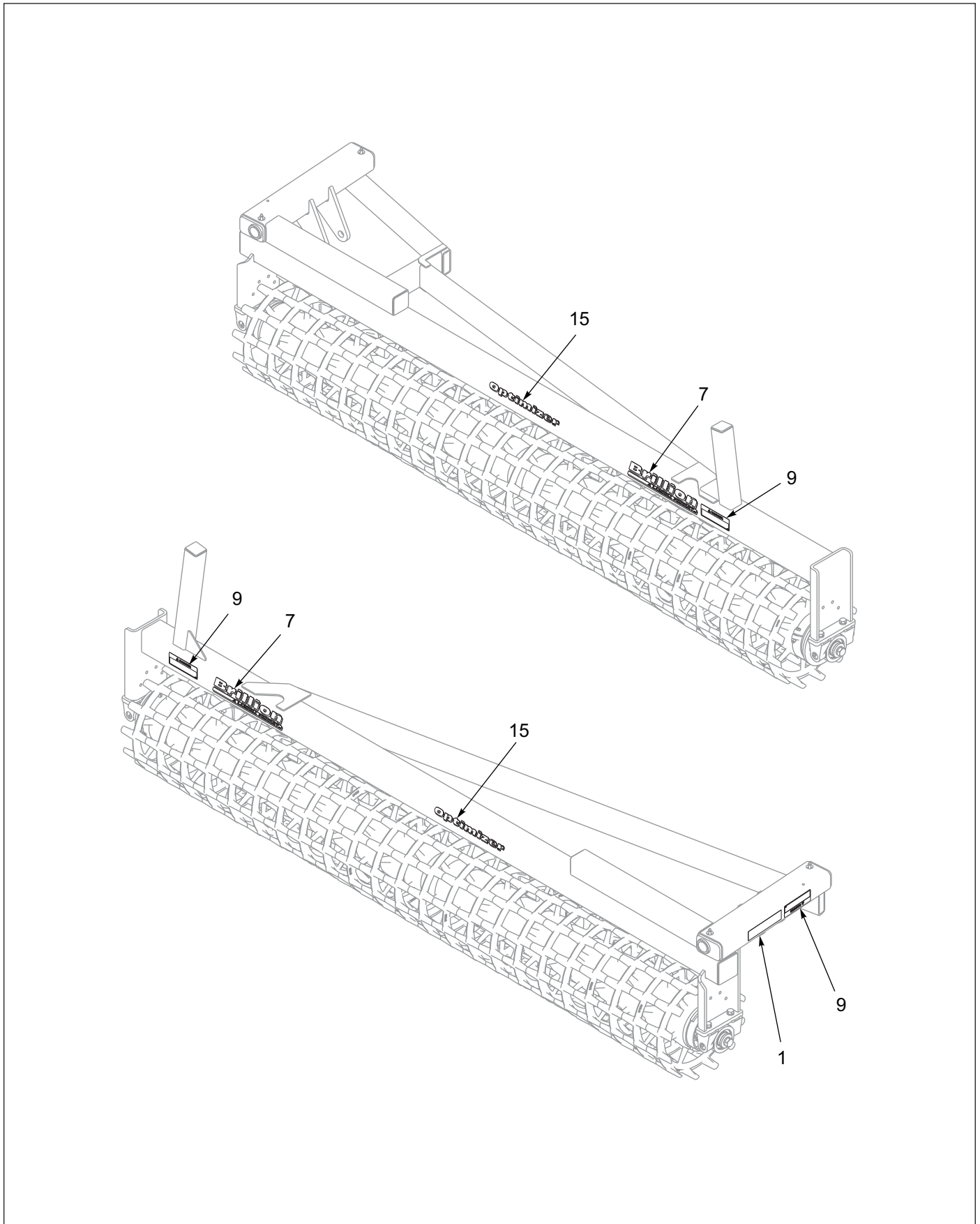


Figure 1-44: Decal Location (4 of 4)

Glossary

For clarity this glossary of industry standard abbreviations and their definitions are provided. For additional information, see instruction on the first page of the parts chapter or the last page of this manual.

A

ASM Assembly

B

BATT Battery
BHSC Button Head Socket Cap
BLK Black

C

CB Carriage Bolt
CONN Connector
CRG Carriage
CTSK Countersunk
CTWT Counterweight
CVR Cover
CYD Cylinder

D

DBL Double
DIA Diameter

E

ENCLSD Enclosed

F

FHCS Flanged Head Cap Screw
FHHCS Flanged Hex Head Cap Screw
FL OR FLG Flange
FLT Flat

G

GA Gauge

H

HHCS Hex Head Cap Screw
HCS High Carbon Steel
HD Head
HLCL Helical
HCSKT Hex Socket
HSFC Hex Socket Flat Countersunk
HYD Hydraulic

I

ID Inside Diameter

L

LH Lefthand
LKG OR LOCK Locking
LWR Lower

M

MANF Manifold
MNT Mount

N

NRW Narrow
 ----- Not Serviced Separately

O

OD Outside Diameter
OHG Overhead Guard
ORFS OR ORS O-Ring Seal
ORP OR ORB O-Ring Boss

P

P-STEER Power Steering
PTFE Polytetrafluoroethylene (Teflon)

R

RH Righthand
RND Round

S

SER Series
SHCS Socket Head Cap Screw
SHLD Shield
SKT Socket
SLFLKG Selflocking
SOC Socket
SPDT Single Pole Double Throw
SPR Spring
SQ Square
SRTD Serrated
SSCR Setscrew
SST Stainless Steel
STD Standard

U

UPR Upper

W

WHL Wheel
WLD OR WLDMT Weldment

Numerics

0A087	1-35	1-512-010005-01	1-13, 1-43
104032	1-3	1-512-010005-05	1-8
105-0228	1-39, 1-43	1-512-010005-09 .	1-13, 1-15, 1-28, 1-29, 1-30, 1-37, 1-46, 1-47, 1-48
105874	1-43	1-512-010005-13 ...	1-3, 1-5, 1-19, 1-25, 1-46, 1-47, 1-48, 1-51
107-0023	1-3, 1-48	1-512-010005-15	1-13
1-076-010007	1-9	1-512-010005-19	1-13
1-076-010010	1-9	1-512-010007-02	1-51
108628	1-13, 1-39	1-512-010007-03	1-52
110-4224	1-57	1-512-010007-07	1-7, 1-51
113064	1-25	1-512-010007-08	1-35
116100	1-13, 1-15	1-512-010007-11	1-13
1-161-010003	1-9	151528	1-13
116491	1-37, 1-39	1-516-010001-20	1-9
118-5098	1-51	153862	1-51
122910	1-37, 1-39	154185	1-17, 1-19, 1-21, 1-23, 1-25, 1-51
129263	1-13	154186	1-17, 1-19, 1-21, 1-23, 1-25
1-298-010001-1	1-9	1-557-010327	1-13
131081	1-45, 1-47	1-557-010362-51	1-9
137599	1-37, 1-39	1-557-010362-63	1-56
137943	1-17, 1-19, 1-21, 1-23, 1-25	1-573-010006	1-59
140464	1-26	164639	1-29, 1-30
140473	1-26	164653	1-21, 1-28
140475	1-26	164654	1-21, 1-28
140476	1-26	164655	1-17, 1-21, 1-28
140477	1-17, 1-19, 1-21, 1-23, 1-25, 1-26	164656	1-28, 1-29, 1-30
140479	1-17, 1-19, 1-21, 1-23, 1-25	164657	1-28, 1-29, 1-30
140480	1-17, 1-19, 1-21, 1-23, 1-25	164658	1-28, 1-29, 1-30
141434	1-13	164675	1-17, 1-21, 1-29, 1-30
141828	1-37	164676	1-29, 1-30
1422177	1-37, 1-39	1-647-010004181	1-5
142753	1-13	164716	1-21, 1-30
147072	1-13, 1-15	164717	1-21, 1-30
1-511-010002-07	1-56	164718	1-21
		164719	1-21

164720	1-17, 1-21	171754	1-44
164727	1-21, 1-29, 1-30	171838	1-13
164728	1-21, 1-29, 1-30	172882	1-7
164729	1-21, 1-29, 1-30	173119	1-17, 1-21
164730	1-21, 1-29, 1-30	174435	1-41, 1-43
164731	1-17, 1-21, 1-29	174436	1-41, 1-43
164756	1-13	174437	1-41, 1-43
164761	1-13, 1-39	174438	1-41, 1-43
164762	1-13, 1-39	174890	1-30
1-654-010047-06	1-13	175151	1-41, 1-43
1-654-010047-08	1-43	178504	1-43
1-654-010049-05	1-3	178505	1-43
1-654-010051-06	1-51	178543	1-43
1-654-010051-13	1-8	178545	1-17
1-654-010055-03	1-13	179346	1-17, 1-21
1-654-010055-07	1-28, 1-29, 1-30	179352	1-21
1-654-010055-11	1-15	180498	1-21, 1-29
1-654-010055-12	1-37	180499	1-21, 1-29
1-654-010059-05	1-13	180500	1-21, 1-29
1-654-010059-06	1-13, 1-17, 1-21	180501	1-21, 1-29
1-654-010059-07	1-19	180502	1-21, 1-29, 1-30
1-654-010059-08	1-17, 1-21	181363	1-48
1-654-010061-05	1-13	183555	1-31, 1-32
1-654-010061-06	1-17, 1-19, 1-21, 1-23, 1-25, 1-51	184478	1-51
1-654-010061-21	1-13	184479	1-53
1-656-010003051	1-52	184480	1-53
165622	1-51	184481	1-51, 1-53
168375	1-8	184482	1-52
170510	1-59	184483	1-51, 1-52
170946	1-52	1-861-010032-02	1-51
170948	1-52	1-861-010032-07	1-13
171738	1-17, 1-19, 1-21, 1-23, 1-25	1-861-010032-08	1-3
171739	1-17, 1-19, 1-21, 1-23, 1-25	1-861-010032-09	1-13, 1-39
171749	1-44, 1-45	1-861-010032-11	1-51
171750	1-45	1-861-010032-14	1-37
171751	1-45	1-861-010032-18	1-3, 1-5
171752	1-45	1-861-010032-24	1-9, 1-13, 1-15
171753	1-45	1-861-010034-11	1-7, 1-51

1-861-010034-12	1-35	193255	1-46, 1-47, 1-48
1-861-010034-15	1-13, 1-17, 1-21	193264	1-47
1-861-010034-17	1-13, 1-17, 1-19, 1-21, 1-23, 1-25, 1-51	193265	1-47
1-861-010034-21	1-17, 1-19, 1-21, 1-23, 1-25, 1-51	193489	1-44
189179	1-13	193490	1-44
189196	1-13	193491	1-44
189219	1-32, 1-33	193492	1-44
189220	1-32, 1-33	193493	1-44
189227	1-23, 1-32	193500	1-59
189228	1-23, 1-32	193501	1-59
189245	1-44	193666	1-59
189533	1-32	194037	1-47, 1-48
189537	1-33	194038	1-46
189538	1-33	194039	1-46
190860	1-19	194040	1-46
190865	1-25	194041	1-46
190868	1-3	194042	1-46
190878	1-45	194058	1-46
191109	1-31	194059	1-48
191110	1-31, 1-34	194061	1-46
191111	1-31	1C213	1-52
191112	1-25, 1-31	1C290	1-35
191113	1-25, 1-31	1P443	1-56, 1-57
191114	1-19, 1-25, 1-31	1P745	1-56, 1-57
191118	1-31	1P937	1-13, 1-39
191225	1-15	201441	1-37
191226	1-15	201442	1-54
191227	1-15	202702-8-8S	1-37
191228	1-15	204831	1-55
191229	1-15	204836	1-55
191230	1-15	2062-8-8S	1-37
191231	1-15	2071-8-8S	1-37
191232	1-15	2107649	1-9
191233	1-15	2-474-010022	1-37, 1-39
191234	1-15	2J095	1-43
192481	1-37, 1-39	2J858	1-13
193253	1-46, 1-47, 1-48	2P151	1-3, 1-59
		2P236	1-25

2P252	1-44, 1-45	5J709	1-13
2P253	1-43, 1-44, 1-45	5J710	1-13
2P254	1-13, 1-43	5J711	1-13
2P738	1-57	5J748	1-15
2P739	1-56	5J759	1-13
2P748	1-45	5J765	1-13
2P793	1-3	5J767	1-13
2P794	1-3	5J775	1-13
2P800	1-28	5J780	1-15
2P999	1-13	5J830	1-15, 1-37, 1-39, 1-57
3J246	1-34	5J855	1-13
3J498	1-56	5J857	1-13
3J608	1-51	5J859	1-59
3J614	1-51	5J860	1-59
3J615	1-39	5K262	1-51
3J675	1-59	6D312	1-10
3J678	1-59	6D333	1-13
3K706	1-59	6D336	1-9
3P001	1-13	6D338	1-9
3P007	1-13	6J047	1-15
3P032	1-21, 1-28	6J765	1-9
3P033	1-21, 1-28	6J766	1-8, 1-9
3P040	1-28, 1-29, 1-30	6J820	1-7
3P041	1-28, 1-29, 1-30	6J821	1-7
3P052	1-28, 1-29, 1-30	6J825	1-5
3P300	1-30	6J999	1-59
4C856	1-13	6K921	1-3, 1-10
4J548	1-5	6K970	1-13
4J918	1-44	712099	1-9
4K645	1-45, 1-47, 1-48	71508894	1-37, 1-39
5000	1-26	71600089	1-37, 1-39
528933	1-59	7C076	1-5
528934	1-59	7C120	1-5
528938	1-59	7D062	1-7
5C100	1-3	7J002	1-7
5D129	1-52	7J003	1-7
5D979	1-15	7J067	1-57
5J376	1-31, 1-32, 1-35	7J142	1-15

7J990	1-46, 1-47
7K963	1-53
8J014	1-44, 1-45
8J791	1-10
8J792	1-10
8J852	1-56, 1-57
9D989	1-51
9J493	1-5, 1-37, 1-39, 1-56
9J629	1-59
9J675	1-3, 1-8
9J683	1-15
9J684	1-13
9J688	1-13
9J692	1-15
9J695	1-15
9J696	1-15
9J702	1-5
9J710	1-5, 1-7
9J711	1-7
9J713	1-7
9J714	1-7
9J715	1-7
9J716	1-5
9J717	1-5
9J718	1-5
9J719	1-5
9J720	1-5
9K740	1-52

Instructions for Ordering Parts

**** Repair parts must be ordered through an authorized dealer ****

DEALER INSTRUCTIONS FOR ORDERING PARTS FROM LANDOLL PARTS DISTRIBUTION CENTER

PHONE #: 800-423-4320 OR 785-562-5381

FAX #: 888-527-3909

ORDER ONLINE: Dealer.landoll.com

IDENTIFICATION PLATE

See Figure 4-1 for the Identification Plate, which lists the model and serial number of the equipment. It is located on the left side of the X-Fold Pulverizer.

SERIAL NUMBER NOMENCLATURE

The serial number for the X-Fold Pulverizer is located on the identification plate. The following information will help decode the Landoll serial number.

PXD22000100 = xxmysssss

xx	= model series (i.e. "PX" for all Pulverizer)
m	= month of manufacture (ex. "D" means April. The letter I is not used.)
yy	= last digits of the year manufactured (ex. "22" means 2022)
sssss	= Sequential number used to track warranty and service information.



Figure 4-1: Identification Plate

Manuals for XXL Pulverizer - 38' thru 46'

Manual Number	Manual Type
F-794	Operator's Manual
F-793	Parts Manual

Document Control Revision Log:

Date	Form #	Improvement(s): Description and Comments
0515	F-793R0	Initial Release
0522	F-793-0522	ECN 42984 - Hydraulic Cylinders



Intertek

Equipment from Landoll Company, LLC is built to exacting standards ensured by ISO 9001 registration at all Landoll manufacturing facilities.

XXL Pulverizer 38 through 46 Models Parts Manual

Re-Order Part Number F-793

LANDOLL COMPANY, LLC

1900 North Street

Marysville, Kansas 66508

(785) 562-5381

800-428-5655 ~ **WWW.LANDOLL.COM**



Copyright 2023. Landoll Company, LLC

“All rights reserved, including the right to reproduce this material or portions thereof in any form.”

