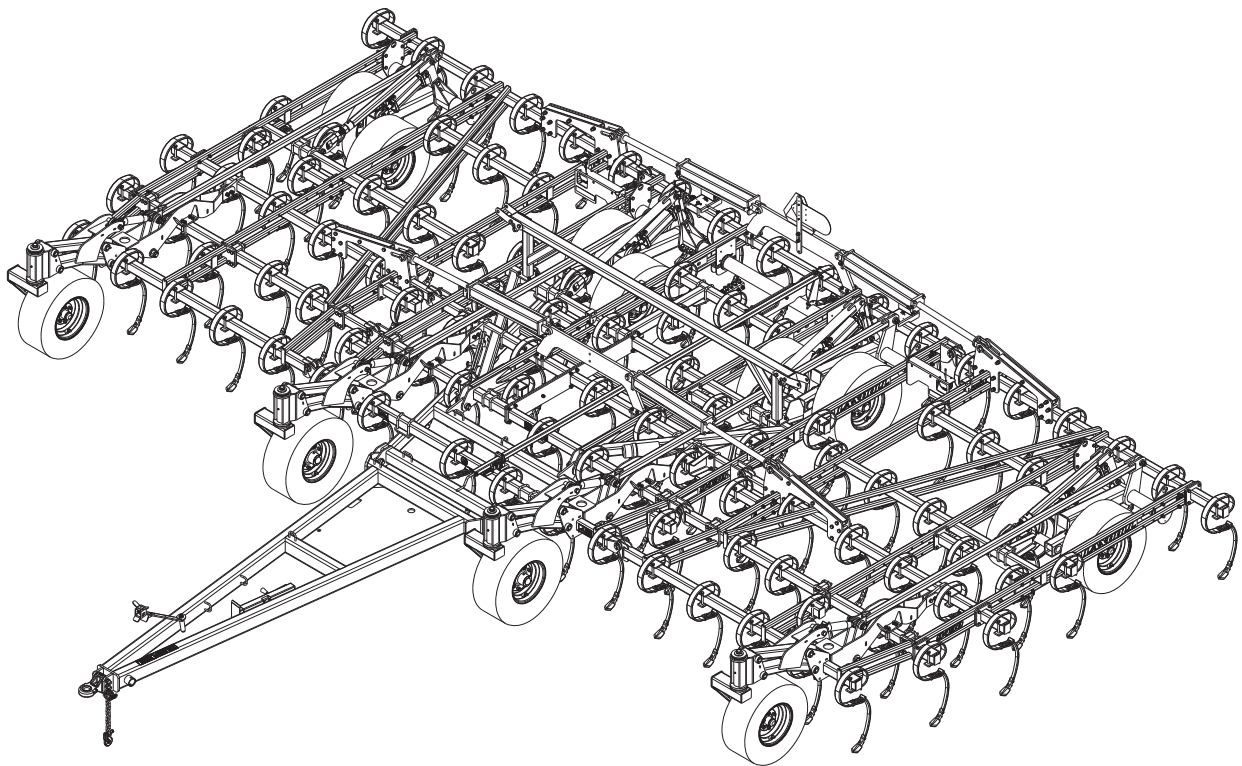




**Model 9430FH  
Field Cultivator  
Parts Manual**



**LANDOLL COMPANY, LLC**

1900 North Street

Marysville, Kansas 66508

(785) 562-5381

800-428-5655 ~ [WWW.LANDOLL.COM](http://WWW.LANDOLL.COM)

# Instructions for Ordering Parts

**\*\* Repair parts must be ordered through an Authorized Dealer \*\***

## DEALER INSTRUCTIONS FOR ORDERING PARTS FROM LANDOLL PARTS DISTRIBUTION CENTER

Phone #: 800-423-4320 or 785-562-5381

Fax #: 888-527-3909

Order online: [dealer.landoll.com](http://dealer.landoll.com)

### IDENTIFICATION PLATE

The identification plate, which lists the model number and serial number, is located on the front of the frame.

### SERIAL NUMBER

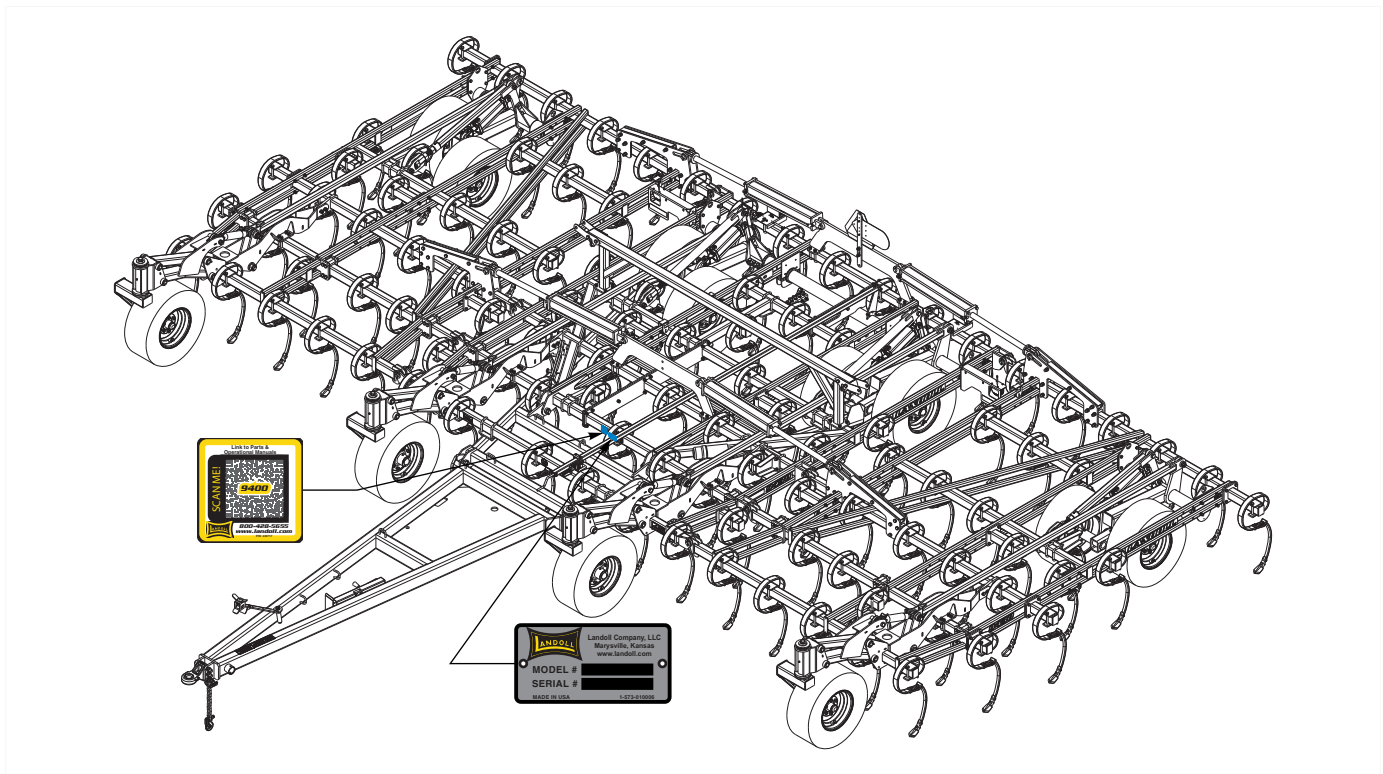
The serial number is located on the identification plate.  
The Following information will help decode the 9430FH Field Cultivator serial number

**94H232000 = xxmysssss**

### QR CODE DECAL

The 9400 series QR code decal, may be scanned to link you to the most current manuals, located on the front of the frame *See Figure 1-1*

<b>xx</b>	= model series (i.e. 94 for Field Cultivator)
<b>m</b>	= month of manufacture (ex. "H" means October. The letter I is not used.)
<b>yy</b>	= year manufactured (ex. "23" means 2023)
<b>SSSSS</b>	= Sequential number used to track warranty and service information.



**Figure 1-1: Identification Plate and Location**

## Manuals for 9430FH Field Cultivator

Manual Number	Manual Type
F-1136	Operator's Manual
F-1137	Parts Manual

# Table of Contents

---

<b>1</b>	<b>Frame Assemblies Center</b>	
	Center Frame Assembly .....	1-1
	Center Frame Lift Assembly .....	1-3
	Center Frame Hitch & Gauge Wheel Extension Assembly .....	1-5
	Walking Beam Assembly .....	1-7
	Radius Rod Assembly .....	1-8
	Depth Stop Assembly .....	1-9
<b>2</b>	<b>Hitch Assemblies</b>	
	Hitch and Gauge Wheel Assembly .....	2-1
	Ball and Clevis Hitches .....	2-3
	Jack Assembly .....	2-4
	Gauge Wheel Assembly 8-Bolt .....	2-5
	Hub and Spindle Assembly, 8 Bolt .....	2-7
<b>3</b>	<b>Frame Assemblies Wing</b>	
	Wing Assembly .....	3-1
	Wing Gauge Wheel Assembly .....	3-5
	Radius Rod Assembly Lift .....	3-7
	Walking Beam Assembly .....	3-8
	Hub and Spindle Assembly, 6-Bolt .....	3-9
	Gauge Wheel Assembly .....	3-11
	Radius Rod Lift Assembly Gauge Wheel .....	3-13
	Fold Cylinder and SMV Mount Assembly .....	3-15
<b>4</b>	<b>Shank Assemblies</b>	
	Tine Assembly .....	4-1
<b>5</b>	<b>Hydraulic Assemblies</b>	
	Hydraulic Assembly Lift .....	5-1
	Hydraulic Assembly Fold .....	5-3
	Lift/Fold Manifold Assembly .....	5-5
<b>6</b>	<b>Cylinders</b>	
	Cylinder Assembly 4 x 10, Rephase .....	6-1
	Cylinder Assembly 3-3/4 x 10, Rephase .....	6-2
	Cylinder Assembly 4-1/2 x 30 .....	6-3
<b>7</b>	<b>Electrical</b>	
	Electrical Assembly W/LED Lights Wiring Chart .....	7-1
	Electrical Assembly W/LED Lights .....	7-3
<b>8</b>	<b>Decals</b>	
	Decals .....	8-1
	Decal Installation .....	8-3

**9 Attachments**

3 Row Tine and Reel Harrow Layout . . . . . 9-1  
 Tine and Reel Arm Assembly . . . . . 9-3  
 3 Row Coil Tine Harrow Assembly . . . . . 9-5  
 3 Row Spike and Reel Layout . . . . . 9-7  
 Reel Assembly . . . . . 9-9  
 Arm Assembly 3RSD . . . . . 9-11  
 Arm Assembly 3RSD W/O Spring . . . . . 9-13  
 Spike Bar Assembly 9SP . . . . . 9-15  
 2RS DBL Flat Reel Layout . . . . . 9-17  
 2RS and DBL Reel Arm Assembly . . . . . 9-19  
 2RS and DBL Reel W/Tabs Arm Assembly . . . . . 9-21  
 Double Flat Reel Assembly . . . . . 9-23  
 Spike Bar Assembly 8SP . . . . . 9-25  
 Rear Tow Hitch Assembly . . . . . 9-27  
 Spare Tire Assembly . . . . . 9-29

**10 Glossary**



# Frame Assemblies Center

## Center Frame Assembly

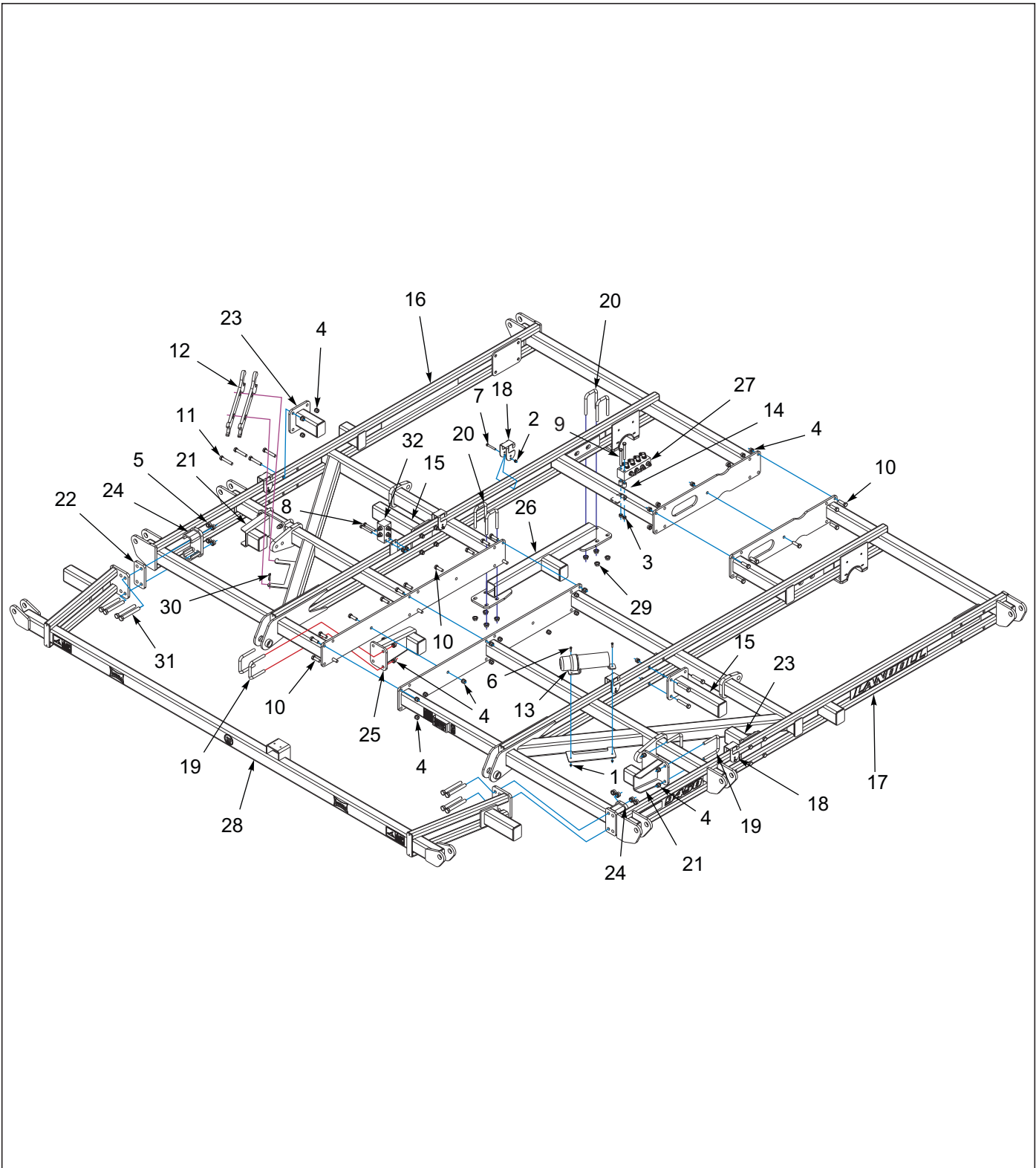


Figure 1-1: Center Frame Assembly

## Center Frame Assembly

ITEM	PART NUMBER	DESCRIPTION	QTY.
1	1-512-010005-01	NUT,HEX,SLFLKG GRB 1/4-20	2
2	1-512-010005-05	NUT, HEX, SLFLKG GRB 3/8-16	5
3	1-512-010005-09	NUT,HEX,SLFLKG, 1/2-13 GRB	4
4	1-512-010005-13	NUT,HEX SLFLKG GRB 5/8-11	51
5	1-512-010005-15	NUT,HEX,SLFLKG GRB 3/4-10	8
6	1-654-010047-06	SCREW,HX CP 1/4-20UNCX1 GR5	2
7	1-654-010051-12	SCREW,HEX CAP,3/8-16UNCX2-3/4	5
8	1-654-010055-11	SCREW,HX CP 1/2-13UNCX3-1/2	2
9	1-654-010055-14	SCREW,HX CP,1/2-13UNCX4-1/2G5	2
10	1-654-010059-05	SCREW,HEX CAP,5/8-11UNCX2 GR5	23
11	1-654-010059-11	SCREW,HX CP 5/8-11UNCX3.5GR5	16
12	141109	WRENCH, ADJUSTMENT	2
13	150076	MANUAL TUBE (4-1/4"ID)	1
14	144183	SPACER 1X9/16X1	2
15	164201	EXTENSION, SHANK 16" WLDMT	2
16	164215	FRAME WLDMT RH CENTER 12-1/2'	1
17	164216	FRAME WLDMT LH CENTER 12-1/2'	1
18	164295	CLAMP, HOSE	5
19	2-102-010004	BOLT U STANDARD GAUGE WHEEL	6
20	2-102-010054	U-BOLT	4
21	232465	EXTENSION, SHANK 8-1/4" WLDMT	2
22	234933	SPACER, 4-HOLE 5/8" THICK	2
23	234942	EXTENSION, SHANK 8" WLDMT	2
24	234944	CLAMP, FRAME EXTENSION WLDMT	2
25	234945	EXTENSION, SHANK 12" WLDMT	1
26	234952	MOUNT, SHANK WLDMT	1
27	235341	MANIFOLD ASSY, LIFT FOLD	1
28	234917	EXTENSION, CENTER FRAME WLDMT	1
29	29SFFL 5811	NUT,FLANGE HEAD LOCK5/8-11UNC	8
30	70239854	PIN QUICK HITCH	1
31	W908409-4	SCREW 3/4-10X6 HEX HD CAP	8
32	166253	MANIFOLD ASSY FOLD	1

# Center Frame Lift Assembly

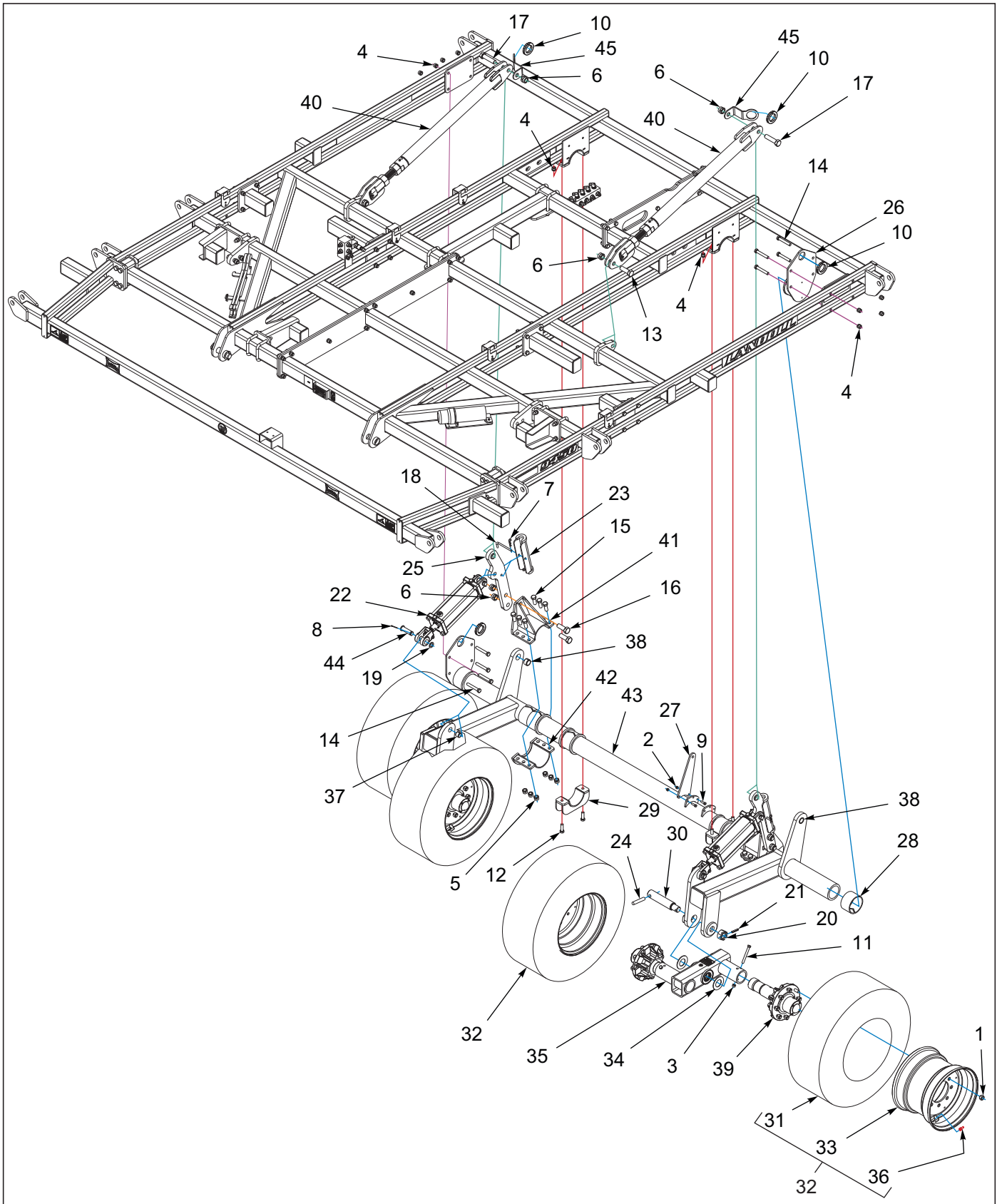


Figure 1-2: Center Frame Lift Assembly



## Center Frame Lift Assembly

ITEM	PART NUMBER	DESCRIPTION	QTY.
1	102600	NUT,WHEEL BOLT, 5/8	32
2	1-512-010005-05	NUT, HEX, SLFLKG GRB 3/8-16	2
3	1-512-010005-09	NUT,HEX,SLFLKG, 1/2-13 GRB	4
4	1-512-010005-13	NUT,HEX SLFLKG GRB 5/8-11	12
5	1-512-010005-15	NUT,HEX,SLFLKG GRB 3/4-10	12
6	1-512-010005-19	NUT 1-8 HEX SLF-LOCKING GRB	8
7	1-557-010403	HAIRPIN 1/8	2
8	W932022-4	COTTER PIN 1/8 X 2-1/2	2
9	1-654-010051-06	SCREW,HEX CAP 3/8-16UNCX1-1/4	2
10	1-822-010001	TRIM 1350 3/8BLK FINE PEBBLE <b>(CUT TO LENGTH)</b>	
11	1-654-010055-14	SCREW,HX CP,1/2-13UNCX4-1/2G5	4
12	1-654-010059-05	SCREW,HEX CAP,5/8-11UNCX2 GR5	4
13	3J608	SCREW, HX CP 1-8UNC X 3 GR5	2
14	1-654-010059-13	SCREW HEX CAP 5/8-11X4UNC GR5	8
15	1-654-010061-05	SCREW,HHC,3/4-10UNCX2,GR5,ZP	12
16	1-654-010065-08	SCREW,HX CP 1-8UNC X 2-3/4GR5	4
17	1-654-010065-13	SCREW, HX CP 1-8UNC X 4 GR5	2
18	104358	L PIN,CYL STOP	2
19	117957	MACHINERY BUSHING,ZINC PLATED	2
20	119118	NUT 1-1/2-12UNF HEX SLOTTEDZP	2
21	127712	PIN SPRING SLOTTED 3/8X2-1/4	2
22	140470	CYLINDER 4X10 REPHASE <b>(SEE PAGE 7-1)</b>	2
23	141274	LOCKOUT, 1-3/8 ROD X 10 WLDMT	2
24	156992	PIN, WALKING BEAM SPINDLE	2
25	161531	ARM, CYLINDER	2
26	162845	BEARING CAP 4-1/2 WLDMT	2
27	164124	MOUNT, DEPTH CONTROL	1
28	164175	BEARING UHMW 4-1/2X3W	8
29	164186	MOUNT, LIFT BEARING WLDMT	2
30	164277	SPINDLE, WALKING BEAM	2
31	165236	TIRE 380/55R 16.5 IMP <b>(USED WITH 171010)</b>	4
31	204385	FIRESTONE RADIAL 320/70R15 <b>(USED WITH 228255)</b>	4
32	171010	TIRE & WHEEL ASSY,380/55RX16.5 <b>(INCLUDES ITEMS 31, 33, 36)</b>	4
32	184708	TIRE ASSY,320/70R15,8 BOLTWHL <b>(INCLUDES ITEMS 31, 33, 36)</b>	4
33	171011	WHL 16.5X12 POS 1.5 OFFST 8BLT <b>(USED WITH 171010)</b>	4
33	140548	WHEEL, 15 X 10 LB 8 BOLT <b>(USED WITH 184708)</b>	4
34	171070	WASHER, THRUST 2	4
35	198346	WALKING BEAM ASSY 3" <b>(SEE PAGE 1-7)</b>	2
36	TR575	VALVE STEM TUBELESS TIRE	4
37	2-150-010008	BUSHING 1-1/4ODX1IDX1 STEEL	2
38	2-150-010174	BUSHING,1-5/8X1-1/4X1	2
39	223440	ASSY, 8 BOLT HUB & SPINDLE <b>(SEE PAGE 2-7)</b>	4
40	227645	ASSY, RAD ROD <b>(SEE PAGE 1-8)</b>	2
41	227646	BEARING, HOUSING WLDMT	2
42	227648	CLAMP, BEARING WLDMT	2
43	227689	LIFT, CENTER 12-1/2' WLDMT	1
44	229565	CLEVIS PIN, Ø1" HARDEN, MIDWAY	2
45	235339	MOUNT, HYD HOSE	2

# Center Frame Hitch & Gauge Wheel Extension Assembly

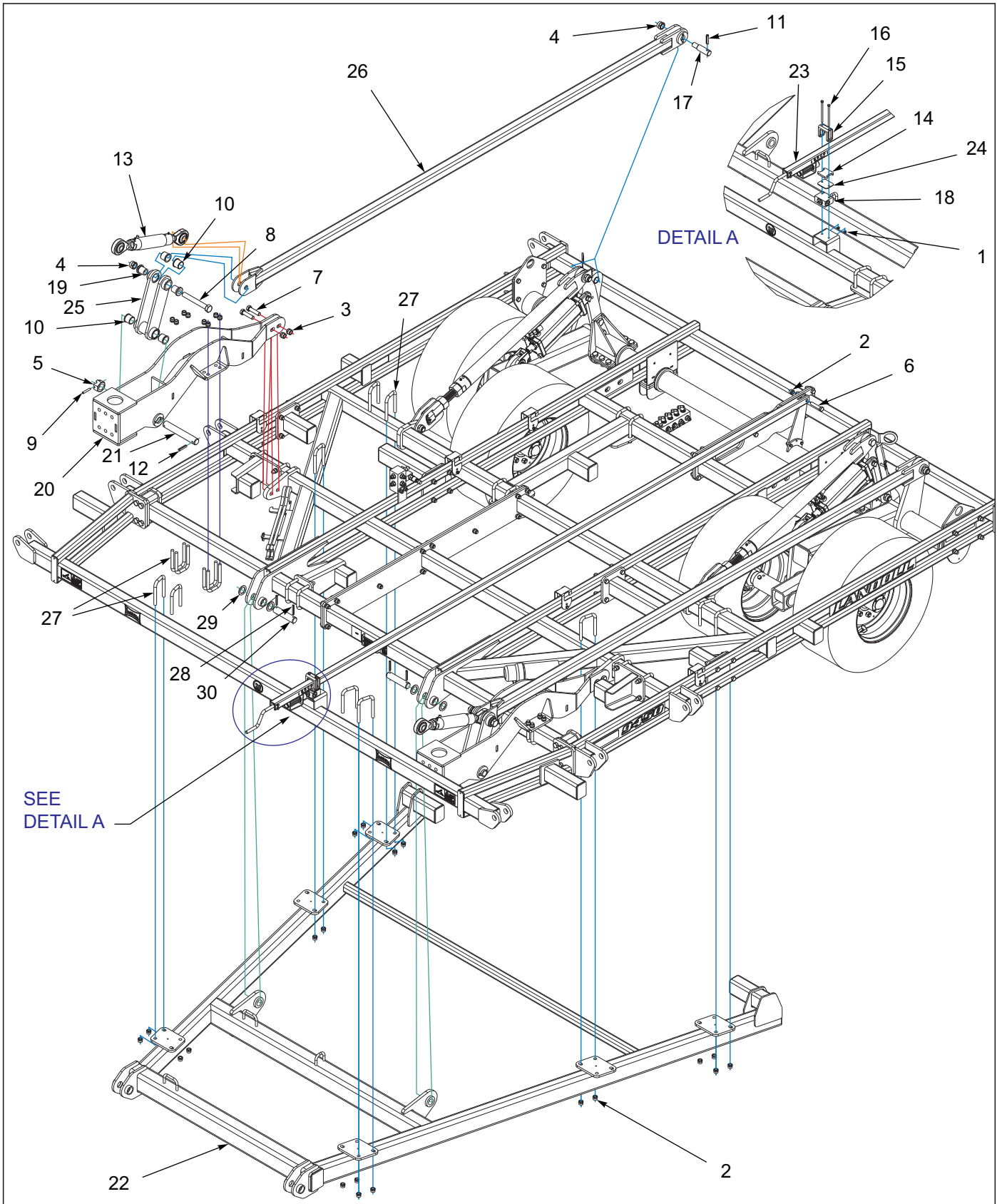


Figure 1-3: Center Frame Hitch & Gauge Wheel Extension Assembly

## Center Frame Hitch & Gauge Extension Assembly

ITEM	PART NUMBER	DESCRIPTION	QTY.
1	1-512-010005-03	NUT HEX SLFLKG GRB 5/16-18	2
2	1-512-010005-13	NUT,HEX SLFLKG GRB 5/8-11	36
3	1-512-010005-15	NUT,HEX,SLFLKG GRB 3/4-10	4
4	1-512-010005-19	NUT 1-8 HEX SLF-LOCKING GRB	4
5	1-516-010001-27	NUT,HX SLOT 1-1/2-6 ZP	2
6	1-654-010059-09	SCREW 5/8-11UNCX3 HX CP GR5	1
7	1-654-010061-09	SCREW HX CP 3/4-10UNCX3 GR5	4
8	100856	SCREW,HHCS,1-8X7-1/2 GR5	2
9	127712	PIN SPRING SLOTTED 3/8X2-1/4	2
10	140599	BEARING, FLANGE 1-1/2"	8
11	141251	SPRING PIN,SLOTTED 1/2X2-1/4	2
12	144115	PIN, GROOVED ALLOY 1/2X2-1/4	2
13	158844	RAD ROD, LIFT ASSY <b>(SEE PAGE 3-25)</b>	2
14	165257	PAD, SLIDE	1
15	165265	GUIDE, DEPTH STOP	1
16	171556	SCREW,HEX CP,5/16-18UNCX5-1/2	2
17	193754	PIN, 1-1/4 X 2-3/4, STEP	2
18	203467	VALVE-LIMIT, STROKE	1
19	227640	BUSHING, GAUGE WHEEL	4
20	232470	MOUNT, GAUGE WHEEL EXT WLDMT	2
21	232475	PIN, 1-1/2X10	2
22	234934	HITCH EXTENSION WLDMT	1
23	234958	ASSY, DEPTH STOP 168 L <b>(SEE PAGE 1-9)</b>	1
24	234961	MOUNT, SLIDE PAD	1
25	234986	LINK, GAUGE WHEEL WLDMT	2
26	234989	LIFT TUBE, GAUGE WHEEL WLDMT	2
27	2-102-010054	U-BOLT	28
28	1-647-010004240	PIN,SPRING,SLOTTED,5/16X2-1/2	4
29	164174	BUSHING, MACHINE 1-1/2X10GA	4
30	164178	PIN, HITCH	2

## Walking Beam Assembly

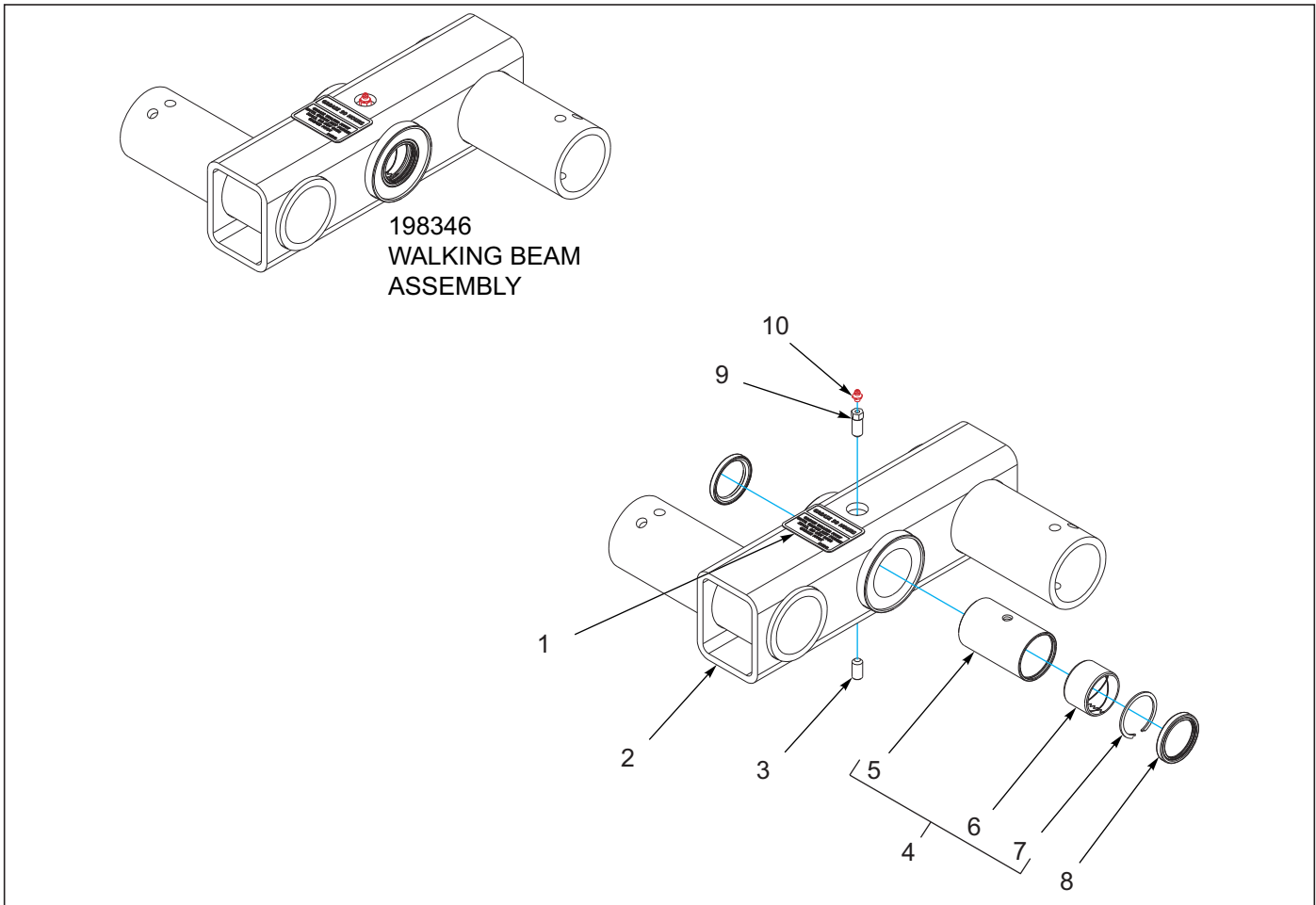


Figure 1-4: Walking Beam Assembly

## Walking Beam Assembly

ITEM	PART NUMBER	DESCRIPTION	QTY.
--	198346	WALKING BEAM ASSY 3"	
1	215341	DECAL, GREASE WALKER	1
2	198347	WALKING BEAM WLDMT 3"	1
3	15G816ER	SCREW SET SOC HD CPPT.5-13X1	1
4	228187	ASSY, PIVOT 2 X 4 CONNEX (INCLUDES 5-7)	1
5	228190	BUSHING, 2X4 W/ SNAP RING	1
6	130052	BUSHING, SPRING 2-1/4X2X1-1/2	2
7	228193	SNAP RING, INTERNAL - 2-1/4	2
8	198322	SEAL, V17, DOUBLE LIP 2"	2
9	212046	SCREW, SET FOR ZERK	1
10	1-298-010001-1	ZERK FITTING 1/4 SAE	1

# Radius Rod Assembly

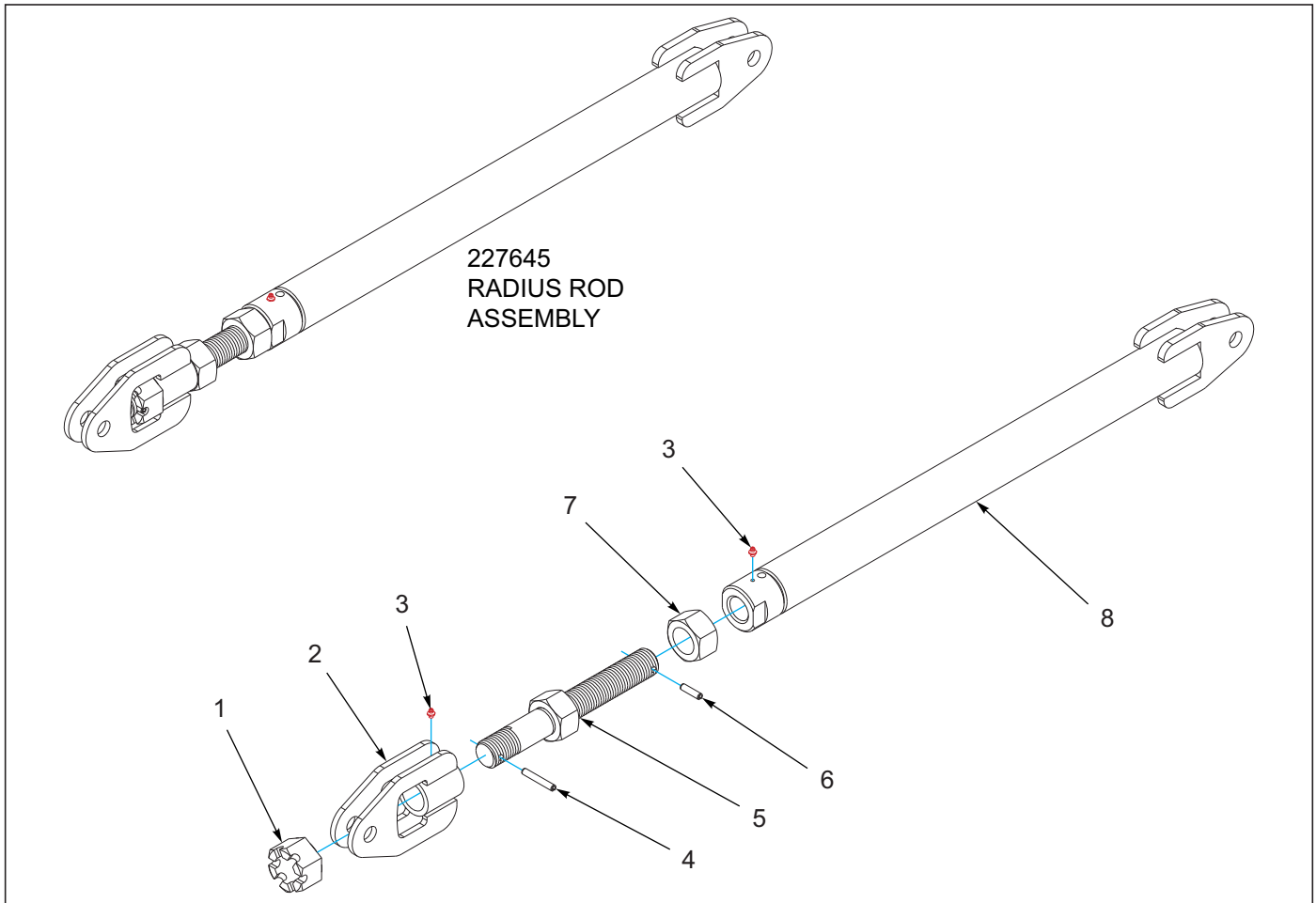


Figure 1-5: Radius Rod Assembly

# Radius Rod Assembly

ITEM	PART NUMBER	DESCRIPTION	QTY.
--	227645	ASSY, RAD ROD	
1	23085	NUT HEX SLOTTED 1 3/4-5	1
2	227675	MOUNT, LIFT ARM WLDMT	1
3	1-298-010001-1	ZERK FITTING 1/4 SAE	2
4	1-647-010004257	PIN,SPRING,SLOTTED 3/8X2-1/2	2
5	227679	SCREW, ADJUSTMENT WLDMT	1
6	0600-375-01500	PIN ROLL 3/8X1-1/2	1
7	159954	NUT HEX 1-3/4-5UNC GR2	1
8	227680	TUBE, RAD ROD WLDMT	1

# Depth Stop Assembly

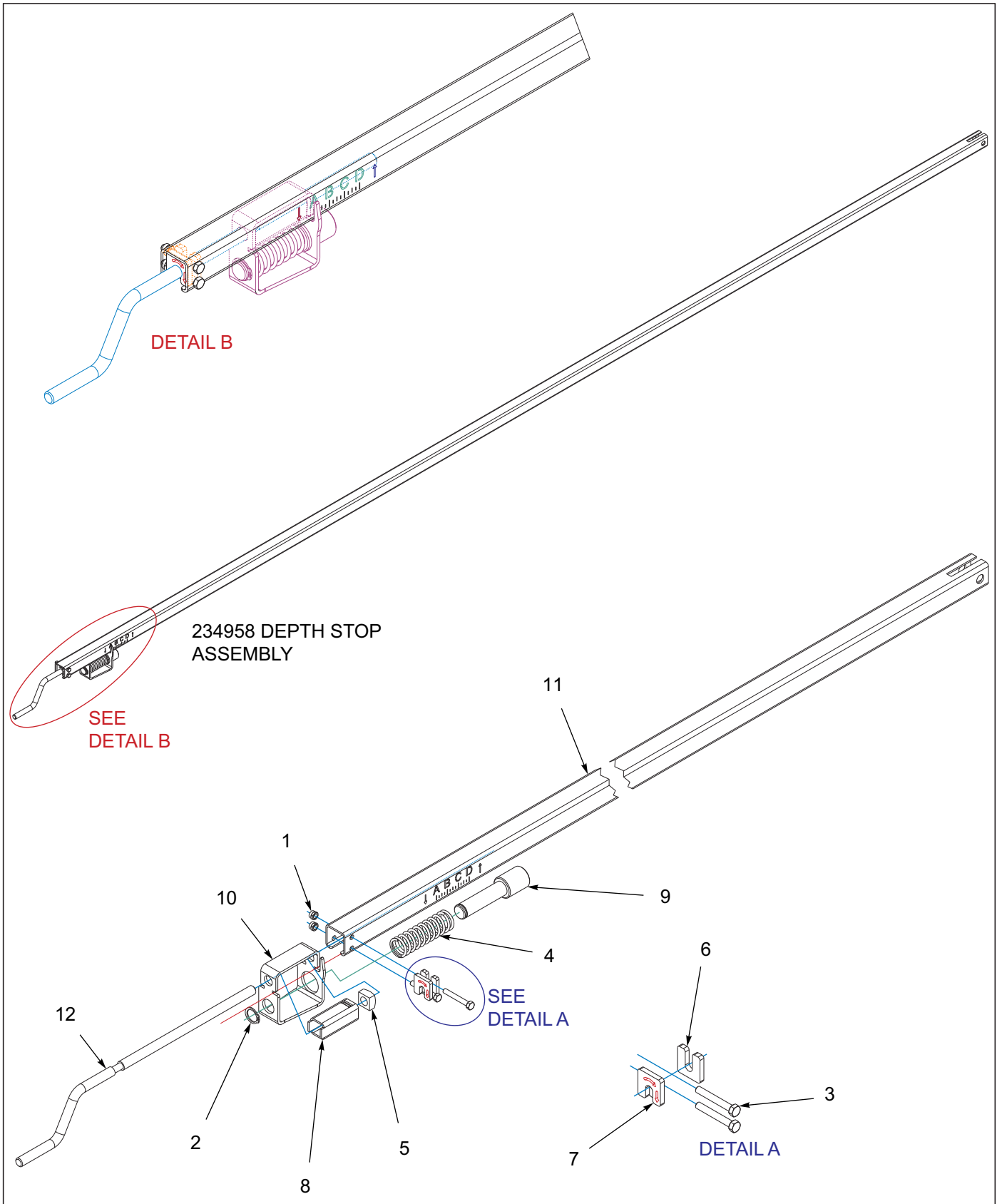


Figure 1-6: Depth Stop Assembly

---

## Depth Stop Assembly

---

ITEM	PART NUMBER	DESCRIPTION	QTY.
--	234958	ASSY, DEPTH STOP 168 L	
1	1-512-010005-03	NUT HEX SLFLKG GRB 5/16-18	2
2	1-630-010021-03	RING, RETAINING 1.0 HD	1
3	108628	SCREW HX CP 5/16-18UNCX2-1/4	2
4	122917	SPRING COMPRESSION,4-1/2 MONO	1
5	144048	NUT, SQ 5/8-11 GR5	1
6	165259	STOP, HANDLE LONG	1
7	165260	STOP, HANDLE SHORT	1
8	166717	SQ TUBE, FLOATING	1
9	174708	PIN, DEPTH STOP	1
10	182289	STOP-DEPTH	1
11	234959	SQ TUBE, DEPTH STOP-168"	1
12	234962	HANDLE, DEPTH STOP	1

# Hitch Assemblies

## Hitch and Gauge Wheel Assembly

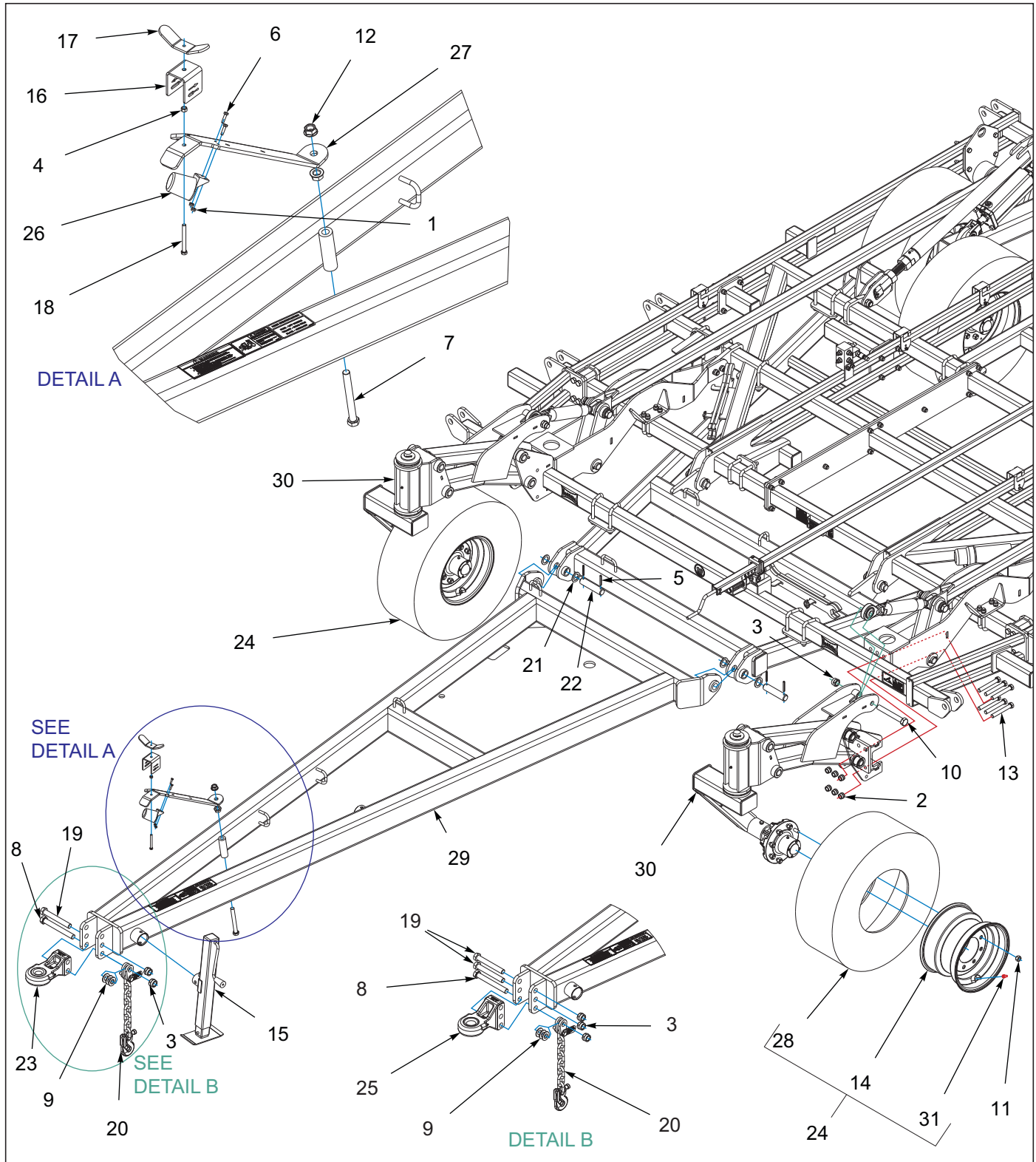


Figure 2-1: Hitch and Gauge Wheel Assembly



## Hitch and Gauge Wheel Assembly

ITEM	PART NUMBER	DESCRIPTION	QTY.	
--	235322	HITCH ASSY, CAT III FH <b>(INCLUDES ITEMS 3, 9, 19, 20, 23, 29)</b>	*	
--	235323	HITCH ASSY, CAT IV FH <b>(INCLUDES ITEMS 3, 8, 9, 19, 20, 25, 29)</b>		*
1	1-512-010005-01	NUT,HEX,SLFLKG GRB 1/4-20	2	2
2	1-512-010005-15	NUT,HEX,SLFLKG GRB 3/4-10	12	12
3	1-512-010005-19	NUT 1-8 HEX SLF-LOCKING GRB	4	5
4	1-512-010007-07	NUT, HEX 3/8-16 GR2 ZP	1	1
5	1-647-010004240	PIN,SPRING,SLOTTED,5/16X2-1/2	4	4
6	1-654-010047-06	SCREW,HX CP 1/4-20UNCX1 GR5	2	2
7	1-654-010061-19	SCREW,HX CP 3/4-10UNCX7 GR5	1	1
8	1-654-010125-22	SCREW HX CP 1-8UNCX8-1/2G8ZP	1	1
9	1-861-010032-24	WASHER FL 1IN NARROW ZP	3	3
10	100856	SCREW,HHCS,1-8X7-1/2 GR5	2	2
11	102600	NUT,WHEEL BOLT, 5/8	16	16
12	103841	NUT,FLG,LNK,SERRATED 3/4-10UNC	2	2
13	139201	SCREW,HX CP 3/4-10UNCX5.50GR8	12	12
14	140548	WHEEL, 15 X 10 LB 8 BOLT	2	2
15	140647	JACK, SIDE WIND 7000/8000 LB <b>(SEE PAGE 2-4)</b>	1	1
16	141247	CLAMP, HOSE HOLDER	1	1
17	141249	WING NUT, HOSE HOLDER	1	1
18	141807	SCREW 3/8-16UNCX3-1/2 ALLTHRD	1	1
19	153696	BOLT, HITCH CLEVIS	1	2
20	156950	SAFETY CHAIN, 41,000 LB	1	1
21	164174	BUSHING, MACHINE 1-1/2X10GA	4	4
22	164178	PIN, HITCH	2	2
23	177030	HITCH, BALL CAT III <b>(SEE PAGE 2-3)</b>	1	--
24	184708	TIRE ASSY,320/70R15,8 BOLTWHL <b>(INCLUDES ITEMS 14, 28, 31)</b>	2	2
25	189451	HITCH, BALL CAT IV 3-HOLE <b>(SEE PAGE 2-3)</b>	--	1
26	2-368-010287	HARNESS, STOR-A-WAY	1	1
27	200829	BRACKET, HOSE HOLDER	1	1
28	204385	FIRESTONE RADIAL 320/70R15	2	2
29	227657	HITCH, CULTIVATOR WLDMT	1	1
30	234996	GAUGE WHEEL ASSY, 8-BOLT <b>(SEE PAGE 2-5)</b>	2	2
31	TR575	VALVE STEM TUBELESS TIRE	2	2

### Ball and Clevis Hitches

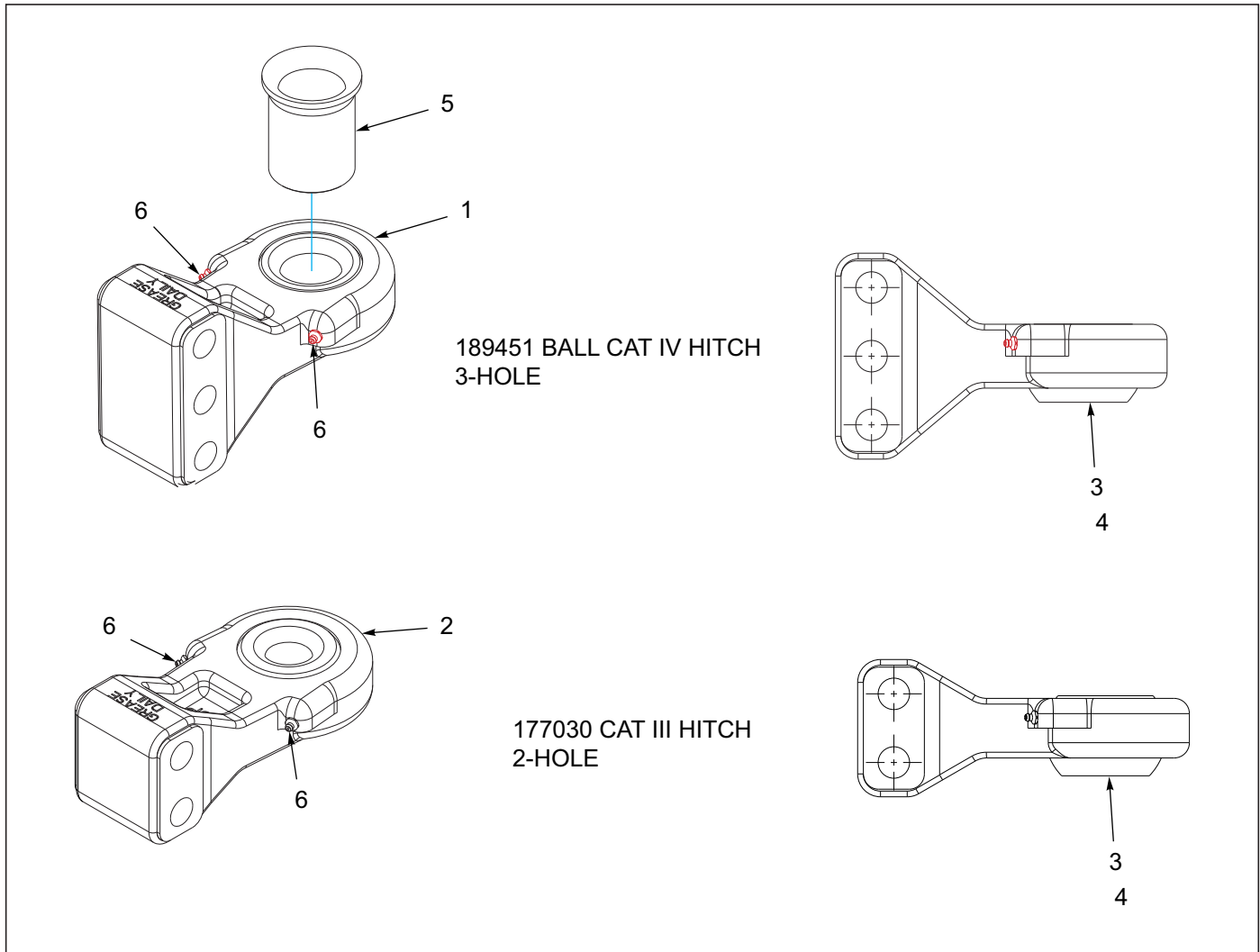


Figure 2-2: Ball and Clevis Hitches

### Ball and Clevis Hitches

ITEM	PART NUMBER	DESCRIPTION	QTY.
1	189451	HITCH, BALL CAT IV 3-HOLE (INCLUDES ITEMS 3, 6)	1
2	177030	HITCH, BALL CAT V (INCLUDES ITEMS 4, 6)	1
3	189454	BUSHING, SPHERICAL 2 ID (STANDARD)	1
4	189453	BUSHING, SPHERICAL 1-1/2 ID (OPTIONAL)	1
5	189455	BUSHING, FLANGED 2OD X 1-1/2ID (OPTIONAL)	1
6	1-298-010001-1	ZERK FITTING 1/4 SAE	1

## Jack Assembly

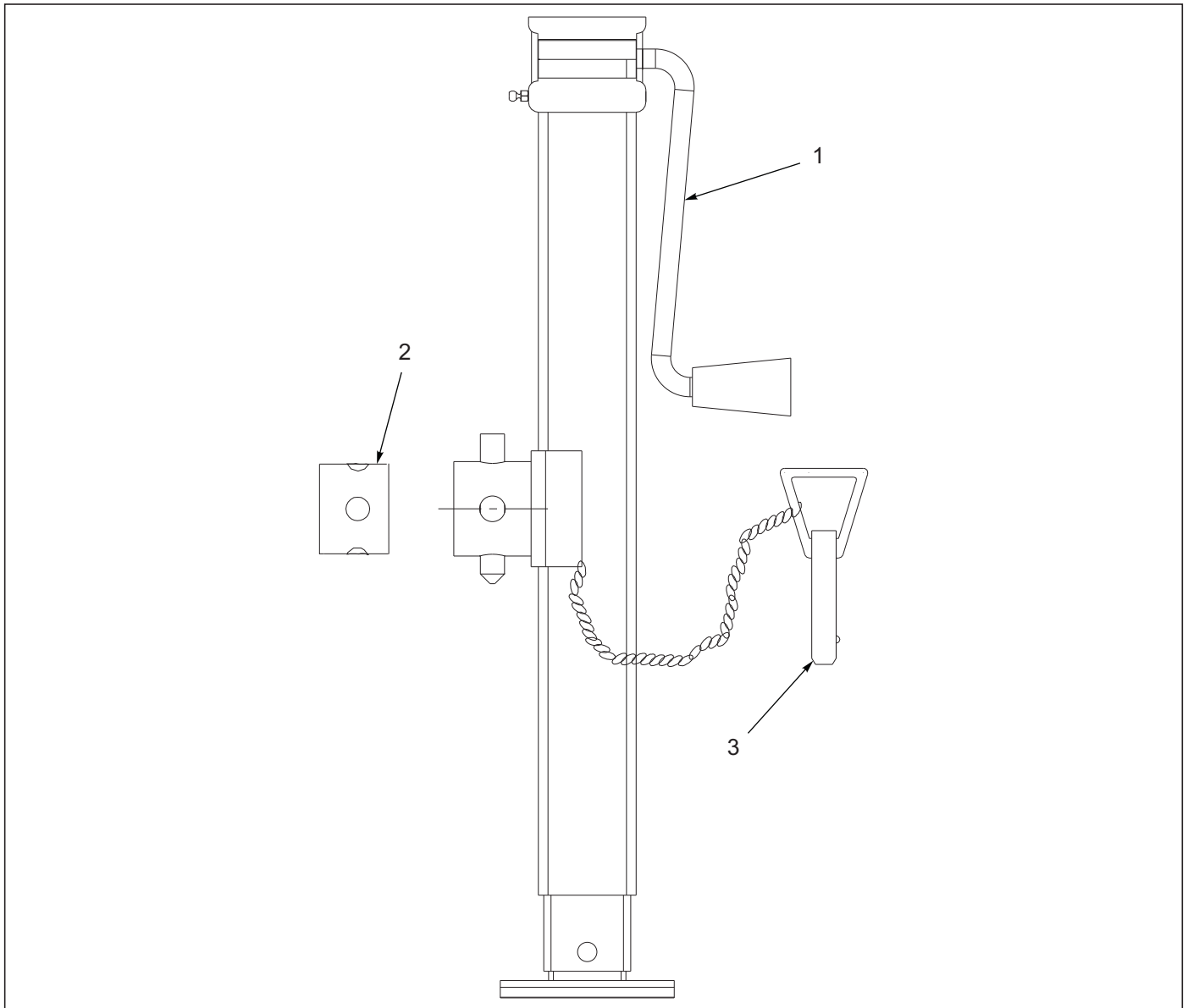


Figure 2-3: Jack Assembly

## Jack Assembly

ITEM	PART NUMBER	DESCRIPTION	QTY.
--	140647	JACK, SIDEWIND 7000LB	
1	500171	HANDLE FOR JACK (HAMMERBLOW/CEQUENT)	1
1	142189	9" HANDLE KIT (NORTHFIELD)	
2	141250	TUBE, RD, JACK MOUNT (WELD TO IMPLEMENT FRAME)	1
3	142194	5/8" PIN	1

# Gauge Wheel Assembly 8-Bolt

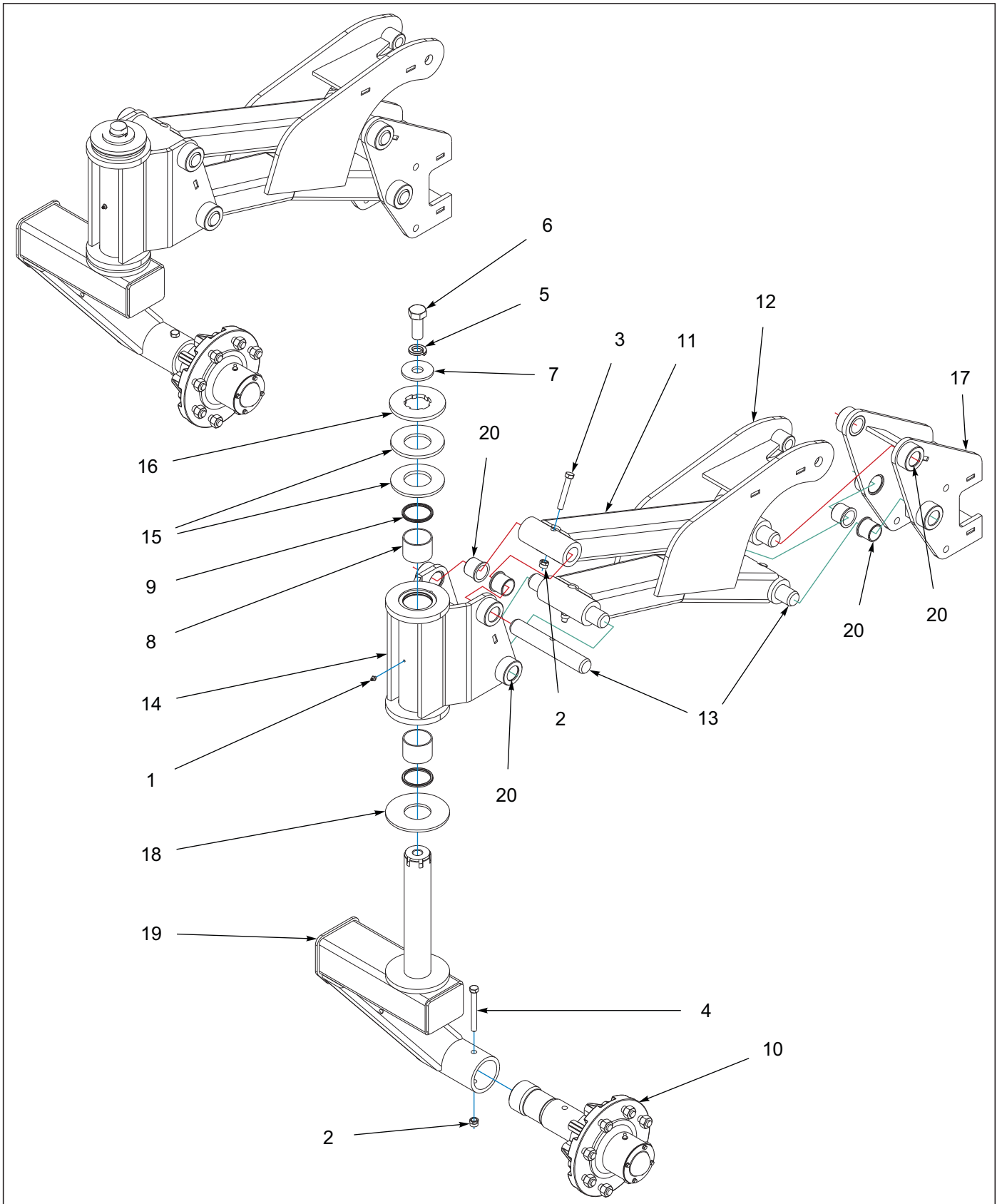


Figure 2-4: Gauge Wheel Assembly 8-Bolt

## Gauge Wheel Assembly 8-Bolt

ITEM	PART NUMBER	DESCRIPTION	QTY.
--	234996	GAUGE WHEEL ASSY, 8-BOLT	
1	1-298-010001-1	ZERK FITTING 1/4 SAE	1
2	1-512-010005-09	NUT,HEX,SLFLKG, 1/2-13 GRB	5
3	1-654-010055-10	SCREW HEX CAP 1/2-13X3-1/4GR5	4
4	1-654-010055-14	SCREW,HX CP,1/2-13UNCX4-1/2G5	1
5	1-861-010034-21	WASHER, LKG HEL SPRG 1IN	1
6	151528	SCREW, HX CP 1-8UNCX2-1/2 GR5	1
7	173850	HEAVY WASHER	1
8	187163	BUSHING,2-3/4 X 2-1/2 X 2 LONG	2
9	187166	SEAL, POLYPAK - 2-1/2"	2
10	223440	ASSY, 8 BOLT HUB & SPINDLE <b>(SEE PAGE 2-7)</b>	1
11	227602	LINK, TOP GAUGE WHEEL WLDMT	1
12	227603	LINK, BOTTOM GAUGE WHEEL WLDMT	1
13	227607	PIN, GAUGE WHEEL	4
14	227608	HUB, GAUGE WHEEL WLDMT	1
15	227621	WASHER, SPRING 2.53 ID	2
16	227622	WASHER, SPRING RETAINING	1
17	227625	MOUNT, GAUGE WHEEL WLDMT	1
18	227643	WASHER, THRUST	1
19	234997	AXLE,GAUGE WHL 3"SPINDLE WLDMT	1
20	240687	BEARING, FLANGE 1-1/2	8

# Hub and Spindle Assembly, 8 Bolt

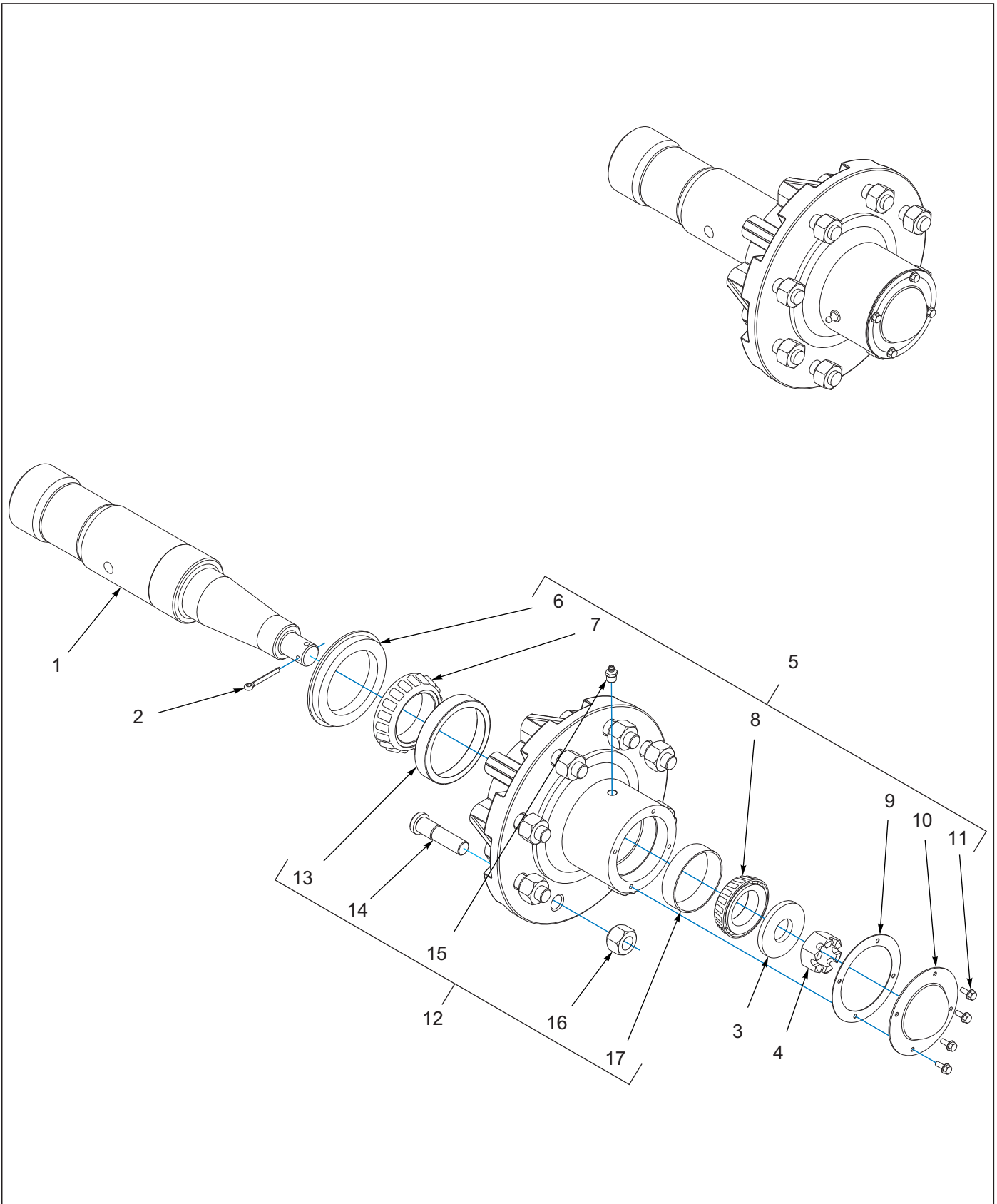


Figure 2-5: Hub and Spindle Assembly, 8 Bolt

## Hub and Spindle Assembly,8 bolt

ITEM	PART NUMBER	DESCRIPTION	QTY.
--	223440	ASSY, 8 BOLT HUB & SPINDLE	
1	156973	SPINDLE 3 X 16-1/2	1
2	1-557-010362-51	PIN, COTTER 3/16X1-1/2	1
3	1-861-010005	WASHER, SPINDLE 1	1
4	1-516-010001-20	NUT, HX SLOT 1-14	1
5	168859	HUB ASSY, EIGHT BOLT <b>(INCLUDES ITEMS 6-12) (SERVICE KIT ONLY)</b>	
6	193089	SEAL, PURGABLE 4 OD X 3 ID	1
7	156979	CONE BEARING - 387AS	1
8	102498	BEARING CONE, OUTER, 1.625	1
9	223439	GASKET, DUST CAP	1
10	223437	DUST CAP, BOLT ON	1
11	223438	SCREW, 10-32X1/2 HEX FLANGE	4
12	223435	HUB ASSY W/ CUPS,GASKET,CAP <b>(INCLUDES ITEMS 13-17)</b>	1
13	111962	OUTER BEARING CUP L20HD#382A	1
14	4001060	HUB 75-8 BOLTS 5/8-18 STUD	8
15	5000	ZERK FITTING 1/8NPT	1
16	102600	NUT,WHEEL BOLT, 5/8	8
17	102604	BEARING CUP, OUTER	1

# Frame Assemblies Wing

## Wing Assembly

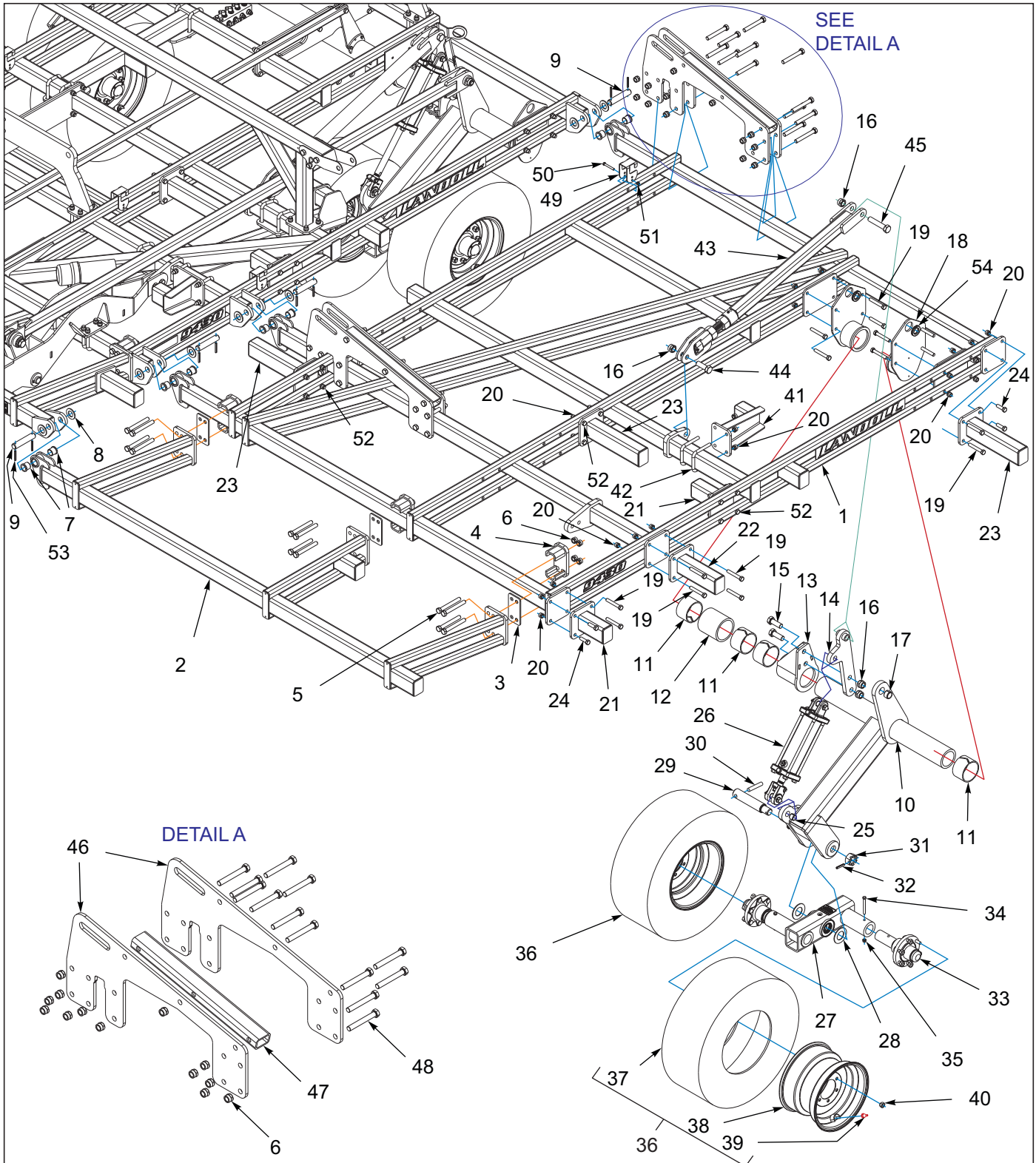


Figure 3-1: Wing Assembly



## Wing Assembly

ITEM	PART NUMBER	DESCRIPTION	QTY.
1	164220	FRAME WLDMT WING LEFT 10'(SHOWN)	1
1	164219	FRAME WLDMT WING RIGHT 10'	1
2	234919	EXTENSION, WING FRAME 10LT WLD(SHOWN)	1
2	234918	EXTENSION, WING FRAME 10RT WLD	1
3	234932	SPACER, 4-HOLE 1/4" THICK	6
4	234944	CLAMP, FRAME EXTENSION WLDMT	6
5	W908409-4	SCREW 3/4-10X6 HEX HD CAP	24
6	1-512-010005-15	NUT,HEX,SLFLKG GRB 3/4-10	76
7	168787	BEARING, FLANGE 1-1/4 X 1-3/8L	16
8	116100	WASHER 1-1/4 NAR FL ZP/CD	16
9	141244	PIN, FOLD	4
10	232437	LIFT, WING LEFT WLDMT(SHOWN)	1
10	232436	LIFT, WING RIGHT WLDMT	1
11	164175	BEARING UHMW 4-1/2X3W	8
12	166156	SPACER, BEARING HOUSING	2
13	164256	BEARING, HOUSING WLDMT	2
14	232434	ARM, CYLINDER WLDMT	2
15	1-654-010065-08	SCREW,HX CP 1-8UNC X 2-3/4GR5	4
16	1-512-010005-19	NUT 1-8 HEX SLF-LOCKING GRB	8
17	2-150-010174	BUSHING,1-5/8X1-1/4X1	2
18	162845	BEARING CAP 4-1/2 WLDMT	4
19	1-654-010059-13	SCREW HEX CAP 5/8-11X4UNC GR5	32
20	1-512-010005-13	NUT,HEX SLFLKG GRB 5/8-11	36
21	234942	EXTENSION, SHANK 8" WLDMT	4
22	164200	EXTENSION, SHANK 12" WLDMT	2
23	164201	EXTENSION, SHANK 16" WLDMT	6
24	1-654-010059-05	SCREW,HEX CAP,5/8-11UNCX2 GR5	8
25	2-150-010008	BUSHING 1-1/4ODX1IDX1 STEEL	2
26	140471	CYLINDER 3-3/4X10 REPHASE (SEE PAGE 6-2)	2
27	199362	WALKING BEAM ASSY 2-1/4 MF (SEE PAGE 3-8)	2
28	171070	WASHER, THRUST 2	4
29	164277	SPINDLE, WALKING BEAM	2
30	156992	PIN, WALKING BEAM SPINDLE	2
31	119118	NUT 1-1/2-12UNF HEX SLOTTEDZP	2
32	127712	PIN SPRING SLOTTED 3/8X2-1/4	2
33	164352	HUB ASSY, 6BOLT 2-1/4 SPINDLE	4
34	141809	SCREW HX CP7/16-14UNC X 4 GR5	4
35	101988	NUT,HEXSLF-LKG 7/16-14 GRB	4
36	142650	TIRE/WHEEL ASSY 280/70R15(INCLUDES ITEMS 37-39)	4
37	204384	FIRESTONE RADIAL 280/70R15	4
38	140547	WHEEL, 15 X 10 LB 6 BOLT	4
39	415	VALVE STEM	4
40	210606	WHEEL NUT 9/16-18UNF	24
41	234945	EXTENSION, SHANK 12" WLDMT	2
42	2-102-010004	BOLT U STANDARD GAUGE WHEEL	4
43	232432	ASSY, RAD ROD (SEE PAGE 3-7)	2
44	3J608	SCREW, HX CP 1-8UNC X 3 GR5	2
45	1-654-010065-15	SCREW HX CP 1-8UNCX5 GR5	2
46	235327	PLATE, FOLD CYLINDER MOUNT	8

---

## Wing Assembly

---

ITEM	PART NUMBER	DESCRIPTION	QTY.
47	236697	TUBE, SPACER	4
48	1-654-010061-16	SCREW 3/4-10UNCX5-1/2 HXCP G5	52
49	164295	CLAMP, HOSE	2
50	1-654-010051-12	SCREW,HEX CAP,3/8-16UNCX2-3/4	2
51	1-512-010005-05	NUT, HEX, SLFLKG GRB 3/8-16	2
52	1-654-010059-11	SCREW,HX CP 5/8-11UNCX3.5GR5	24
53	1-647-010004240	PIN,SPRING,SLOTTED,5/16X2-1/2	16
54	1-822-010001	TRIM 1350 3/8BLK FINE PEBBLE (CUT LENGTH)	



# Wing Gauge Wheel Assembly

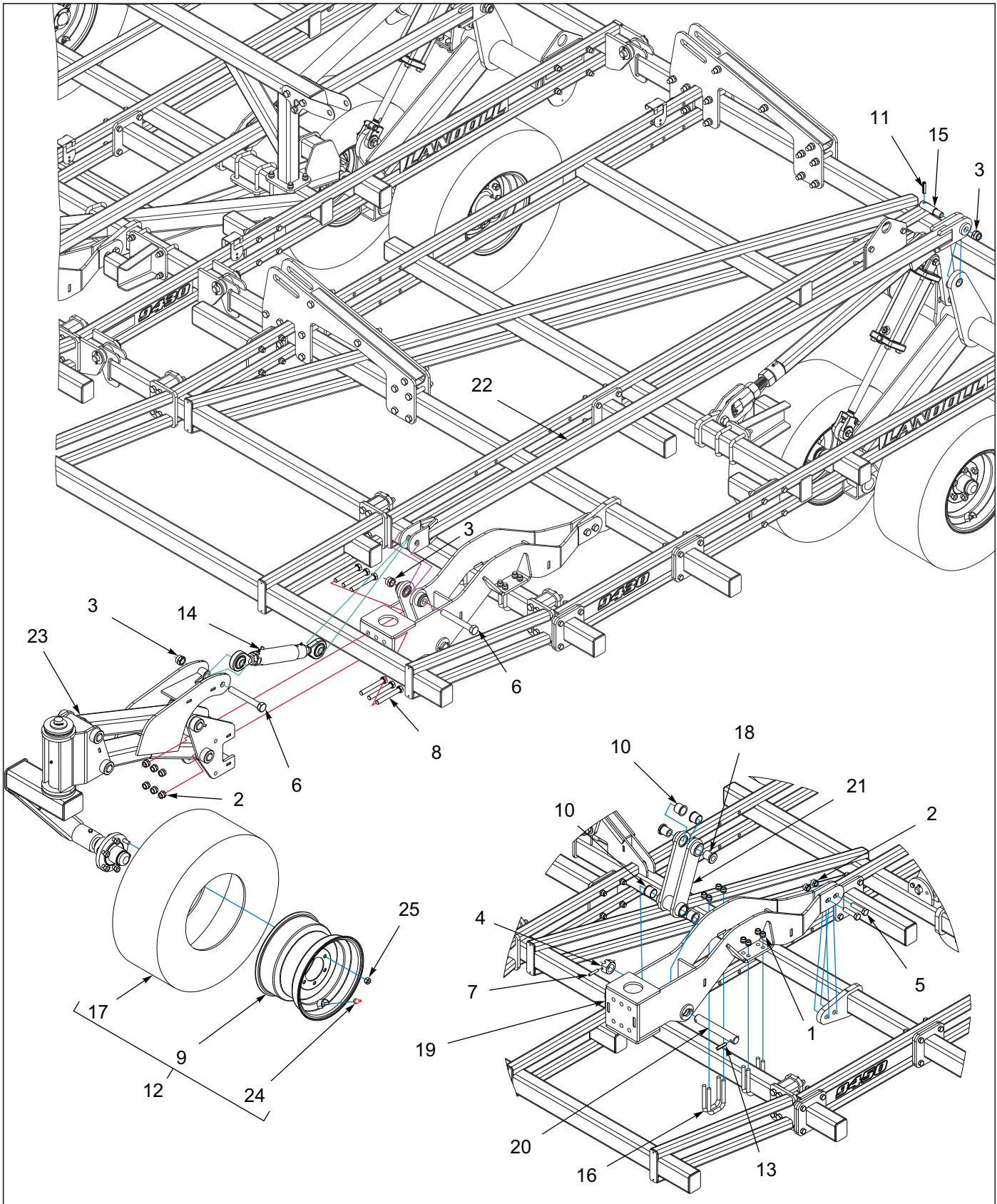


Figure 3-2: Wing Gauge Wheel Assembly

## Wing Gauge Wheel Assembly

ITEM	PART NUMBER	DESCRIPTION	QTY.
1	1-512-010005-13	NUT,HEX SLFLKG GRB 5/8-11	16
2	1-512-010005-15	NUT,HEX,SLFLKG GRB 3/4-10	16
3	1-512-010005-19	NUT 1-8 HEX SLF-LOCKING GRB	6
4	1-516-010001-27	NUT,HX SLOT 1-1/2-6 ZP	2
5	1-654-010061-09	SCREW HX CP 3/4-10UNCX3 GR5	4
6	100856	SCREW,HHCS,1-8X7-1/2 GR5	4
7	127712	PIN SPRING SLOTTED 3/8X2-1/4	2
8	139201	SCREW,HX CP 3/4-10UNCX5.50GR8	12
9	140547	WHEEL, 15 X 10 LB 6 BOLT	2
10	140599	BEARING, FLANGE 1-1/2"	8
11	141251	SPRING PIN,SLOTTED 1/2X2-1/4	2
12	142650	TIRE/WHEEL ASSY 280/70R15 <b>(INCLUDES ITEMS 9, 17, 24)</b>	2
13	144115	PIN, GROOVED ALLOY 1/2X2-1/4	2
14	158844	RAD ROD, LIFT ASSY <b>(SEE PAGE 3-13)</b>	2
15	193754	PIN, 1-1/4 X 2-3/4, STEP	2
16	2-102-010054	U-BOLT	5
17	204384	FIRESTONE RADIAL 280/70R15	2
18	227640	BUSHING, GAUGE WHEEL	4
19	232470	MOUNT, GAUGE WHEEL EXT WLDMT	2
20	232475	PIN, 1-1/2X10	2
21	234986	LINK, GAUGE WHEEL WLDMT	2
22	234989	LIFT TUBE, GAUGE WHEEL WLDMT	2
23	228999	GAUGE WHEEL ASSY <b>(SEE PAGE 3-11)</b>	2
24	415	VALVE STEM	2
25	210606	WHEEL NUT 9/16-18UNF	12

## Radius Rod Assembly Lift

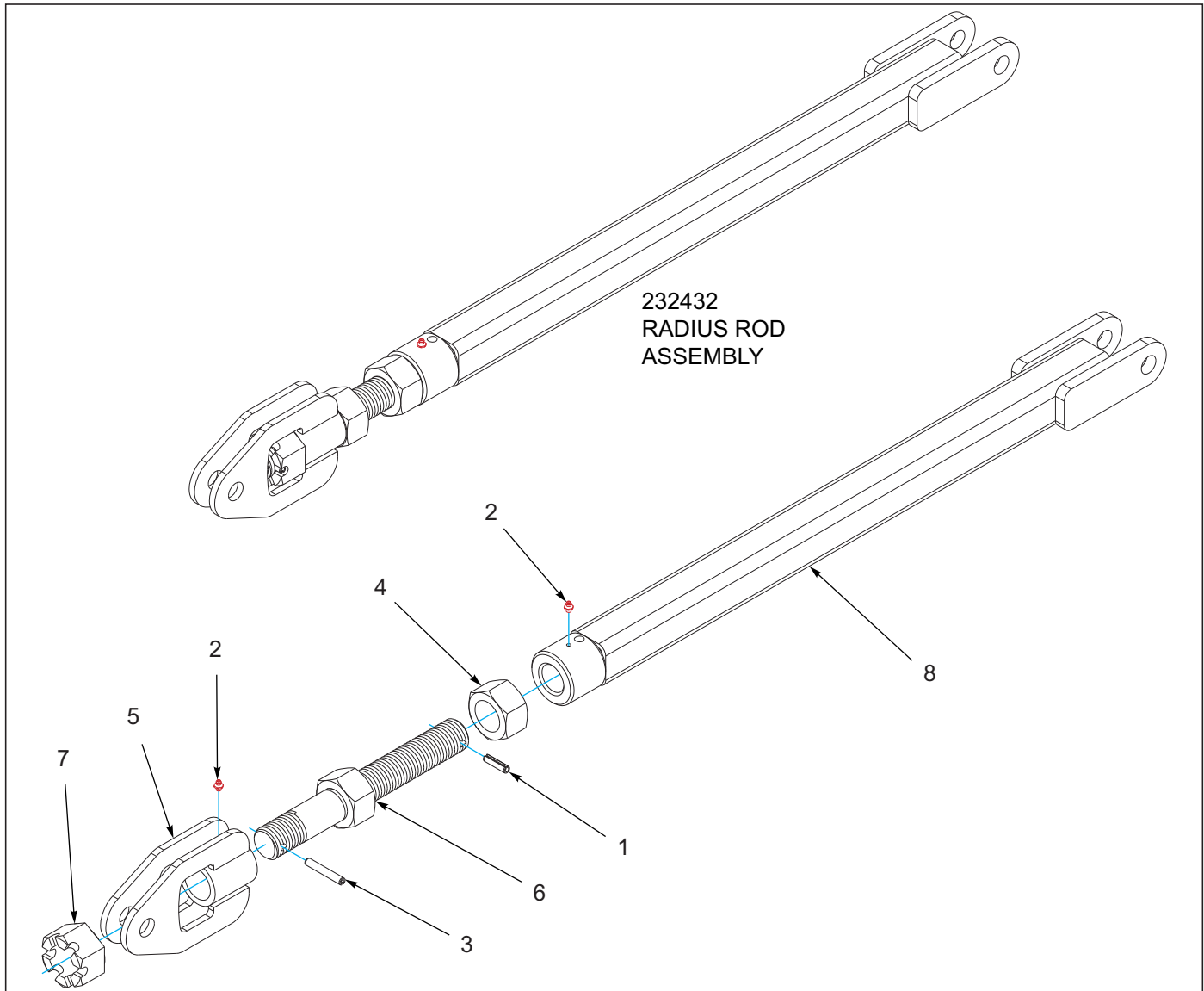


Figure 3-3: Radius Rod Assembly Lift

## Radius Rod Assembly Lift

ITEM	PART NUMBER	DESCRIPTION	QTY.
--	232432	ASSY, RAD ROD	
1	0600-375-01500	PIN ROLL 3/8X1-1/2	1
2	1-298-010001-1	ZERK FITTING 1/4 SAE	2
3	1-647-010004257	PIN,SPRING,SLOTTED 3/8X2-1/2	1
4	159954	NUT HEX 1-3/4-5UNC GR2	1
5	227675	MOUNT, LIFT ARM WLDMT	1
6	227679	SCREW, ADJUSTMENT WLDMT	1
7	23085	NUT HEX SLOTTED 1 3/4-5	1
8	232433	TUBE, RAD ROD WLDMT	1

## Walking Beam Assembly

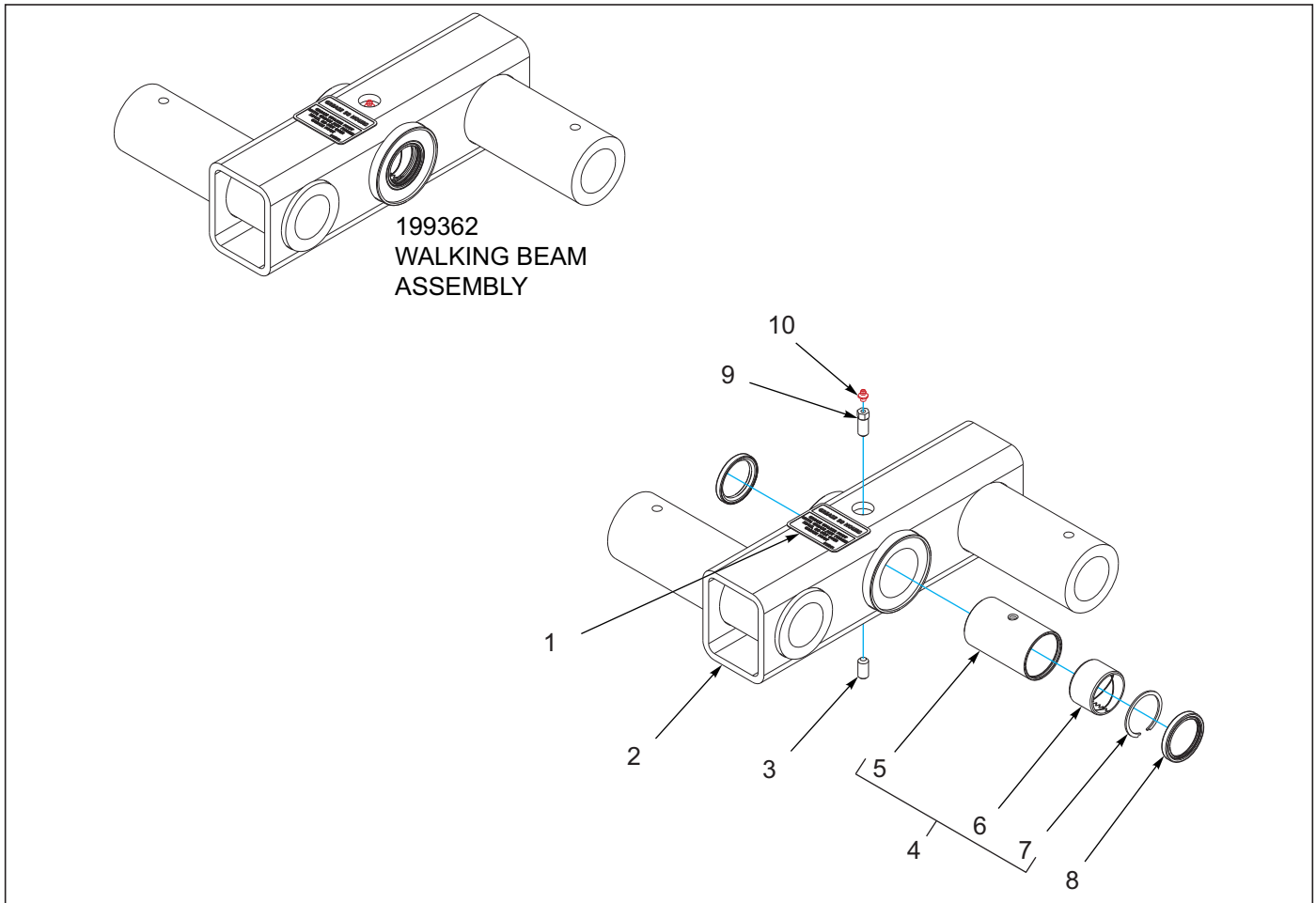


Figure 3-4: Walking Beam Assembly

## Walking Beam Assembly

ITEM	PART NUMBER	DESCRIPTION	QTY.
--	199362	WALKING BEAM ASSY 2-1/4 MF	
1	215341	DECAL, GREASE WALKER	1
2	199363	WALKING BEAM WLD 2-1/4 SPINDLE	1
3	15G816ER	SCREW SET SOC HD CPPT.5-13X1	1
4	228187	ASSY, PIVOT 2 X 4 CONNEX (INCLUDES ITEMS 5-7)	1
5	228190	BUSHING, 2X4 W/ SNAP RING	1
6	130052	BUSHING, SPRING 2-1/4X2X1-1/2	2
7	228193	SNAP RING, INTERNAL - 2-1/4	2
8	198322	SEAL, V17, DOUBLE LIP 2"	2
9	212046	SCREW, SET FOR ZERK	1
10	1-298-010001-1	ZERK FITTING 1/4 SAE	1

# Hub and Spindle Assembly, 6-Bolt

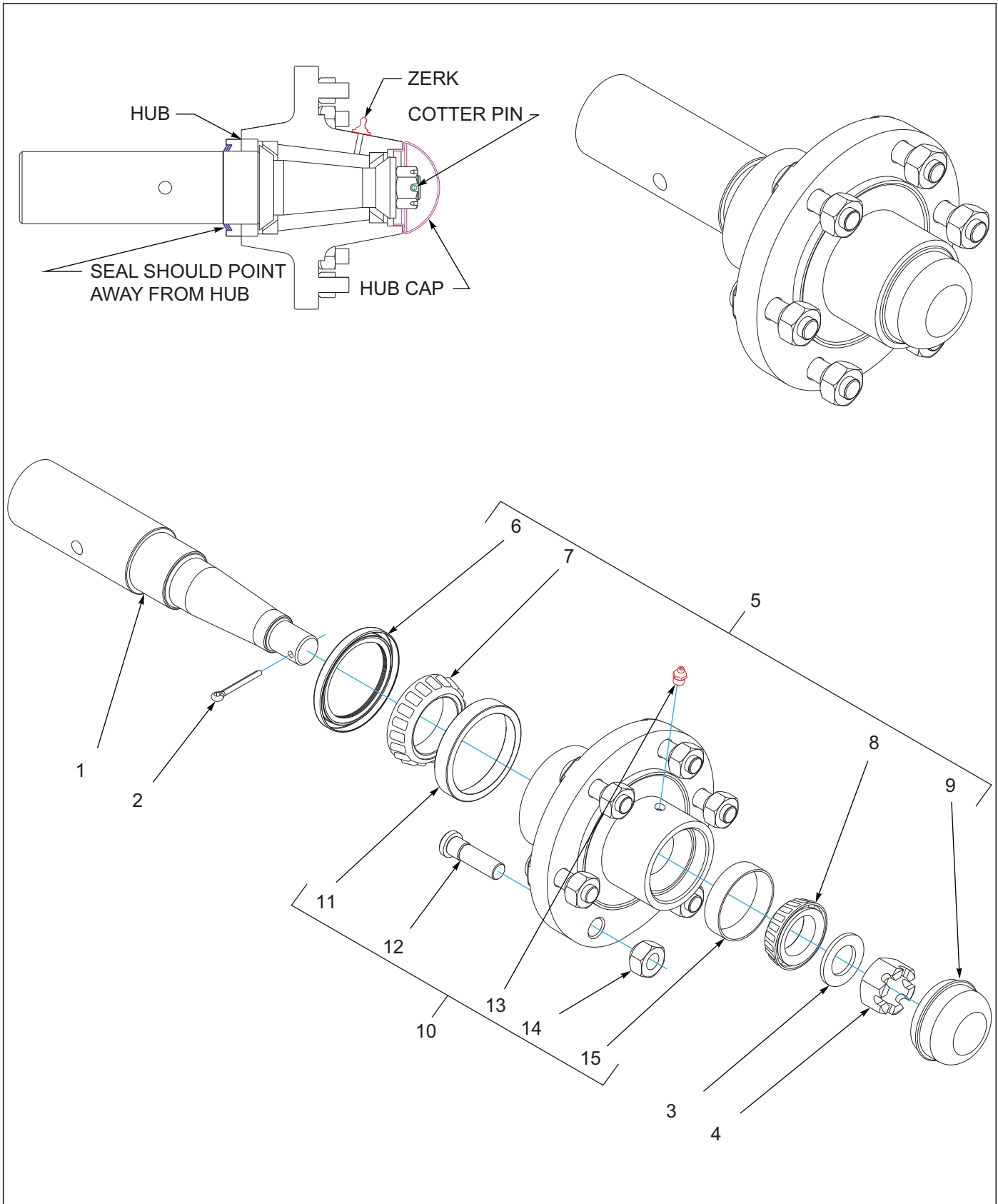


Figure 3-5: Hub and Spindle Assembly, 6-Bolt



---

## Hub and Spindle Assembly, 6-Bolt

---

ITEM	PART NUMBER	DESCRIPTION	QTY.
--	164352	HUB ASSY, 6BOLT 2-1/4 SPINDLE	
1	164349	SPINDLE 2-1/4	1
2	1-557-010362-51	PIN, COTTER 3/16X1-1/2	1
3	141238	WASHER, SPINDLE	1
4	1-516-010001-20	NUT, HX SLOT 1-14	1
5	141866	HUB ASSY SIX BOLT <b>(INCL. ITEMS 6-10)</b>	1
6	140554	SEAL GREASE	1
7	102498	BEARING CONE, OUTER, 1.625	1
8	1-076-010007	CONE INNER	1
9	141236	DUST CAP, WHEEL HUB	1
10	140645	HUB W/CUPS, SIX BOLT <b>(INCL. ITEMS 11-15)</b>	1
11	102604	BEARING CUP, OUTER	1
12	143066	STUD BOLT 9/16-18	6
13	5000	ZERK FITTING 1/8NPT	1
14	210606	WHEEL NUT 9/16-18UNF	6
15	1-076-010010	CUP INNER	1

# Gauge Wheel Assembly

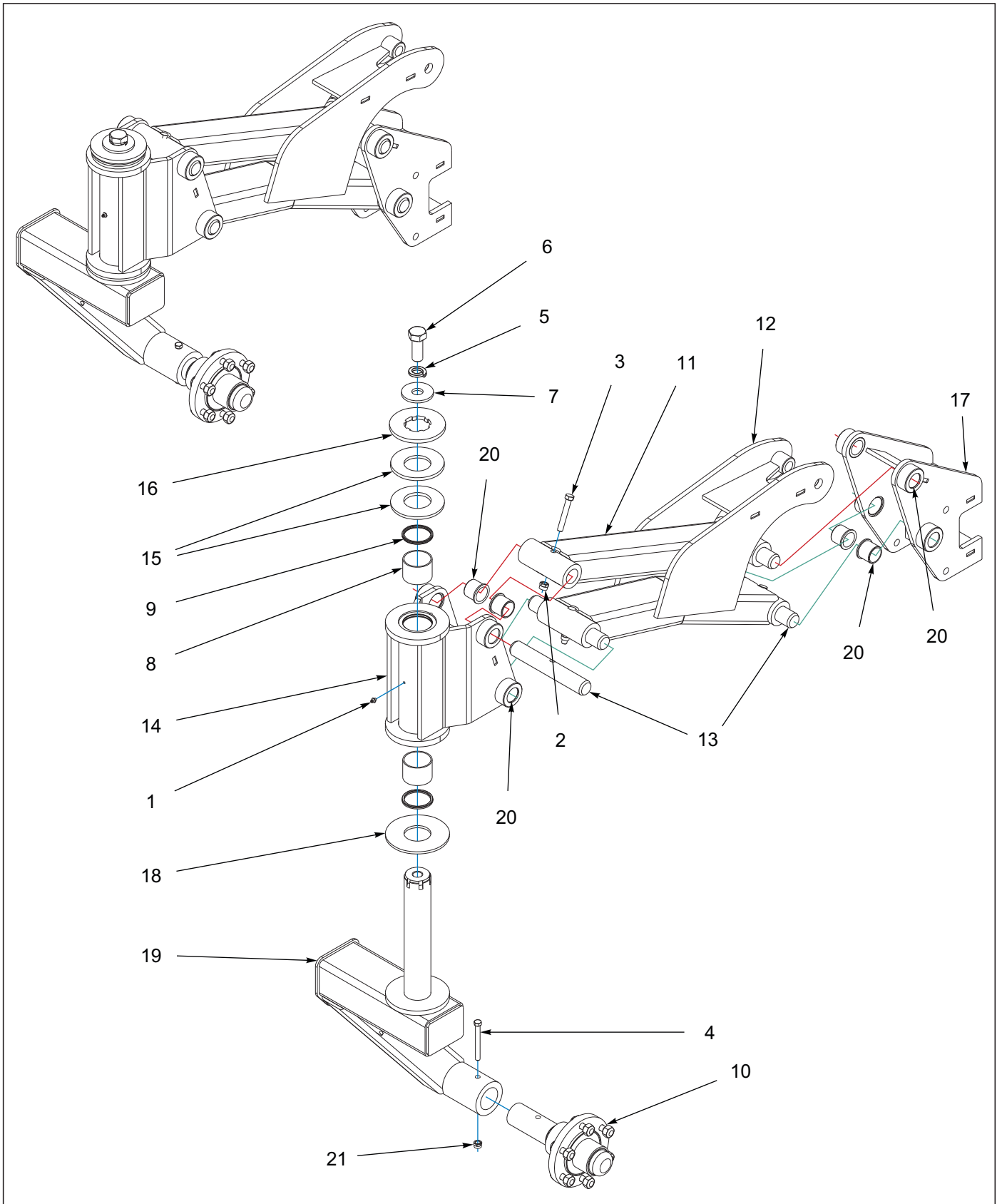


Figure 3-6: Gauge Wheel Assembly

## Gauge Wheel Assembly

ITEM	PART NUMBER	DESCRIPTION	QTY.
--	228999	GAUGE WHEEL ASSY	
1	1-298-010001-1	ZERK FITTING 1/4 SAE	1
2	1-512-010005-09	NUT,HEX,SLFLKG, 1/2-13 GRB	4
3	1-654-010055-10	SCREW HEX CAP 1/2-13X3-1/4GR5	4
4	141809	SCREW HX CP7/16-14UNC X 4 GR5	1
5	1-861-010034-21	WASHER, LKG HEL SPRG 1IN	1
6	151528	SCREW, HX CP 1-8UNCX2-1/2 GR5	1
7	173850	HEAVY WASHER	1
8	187163	BUSHING,2-3/4 X 2-1/2 X 2 LONG	2
9	187166	SEAL, POLYPAK - 2-1/2"	2
10	164352	HUB ASSY, 6BOLT 2-1/4 SPINDLE <b>(SEE PAGE 3-13)</b>	1
11	227602	LINK, TOP GAUGE WHEEL WLDMT	1
12	227603	LINK, BOTTOM GAUGE WHEEL WLDMT	1
13	227607	PIN, GAUGE WHEEL	4
14	227608	HUB, GAUGE WHEEL WLDMT	1
15	227621	WASHER, SPRING 2.53 ID	2
16	227622	WASHER, SPRING RETAINING	1
17	227625	MOUNT, GAUGE WHEEL WLDMT	1
18	227643	WASHER, THRUST	1
19	227614	AXLE, GAUGE WHEEL WLDMT	1
20	240687	BEARING, FLANGE 1-1/2	8
21	101988	NUT,HEXSLF-LKG 7/16-14 GRB	1

# Radius Rod Lift Assembly Gauge Wheel

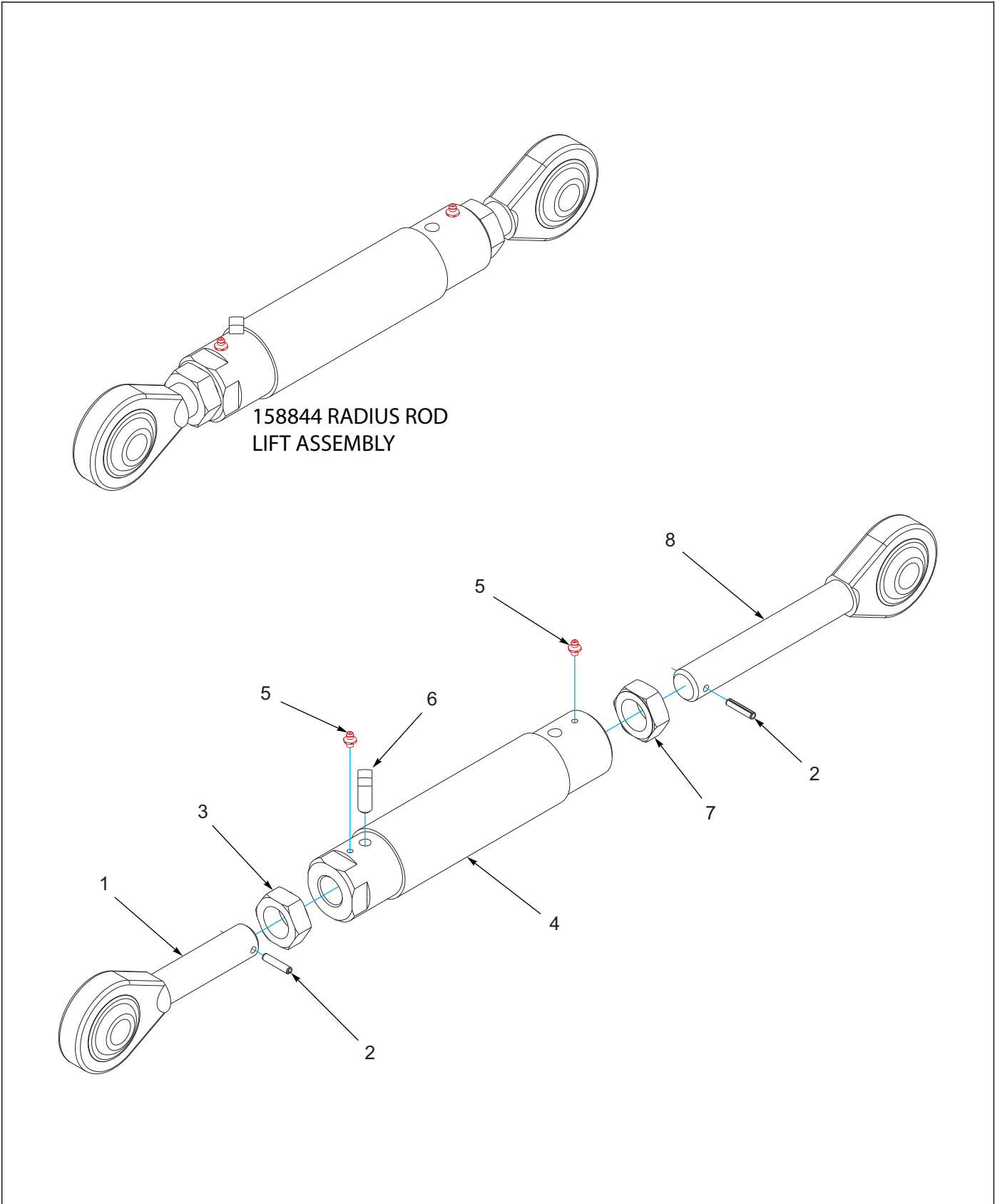


Figure 3-7: Radius Rod Lift Assembly Gauge Wheel

## Radius Rod Lift Assembly Gauge Wheel

---

ITEM	PART NUMBER	DESCRIPTION	QTY.
--	158844	RAD ROD, LIFT ASSY	
1	159557	SCREW, SHORT, RH RADIUS ROD	1
2	0600-250-01250	ROLL PIN 1/4X1-1/4 LONG	2
3	100823	NUT,HEX JAM,1-1/4-7 GR2	1
4	158843	RADIUS ROD WLDMT 13"	1
5	1-298-010001-1	ZERK FITTING 1/4 SAE	2
6	1-654-010080-2	SCREW SET1/2X1-1/4 SQHD CP PT	1
7	153803	NUT 1-1/4-7 HX JAM,UNC LH GR2	1
8	2-654-010097	SCREW, LH RADIUS ROD	1

# Fold Cylinder and SMV Mount Assembly

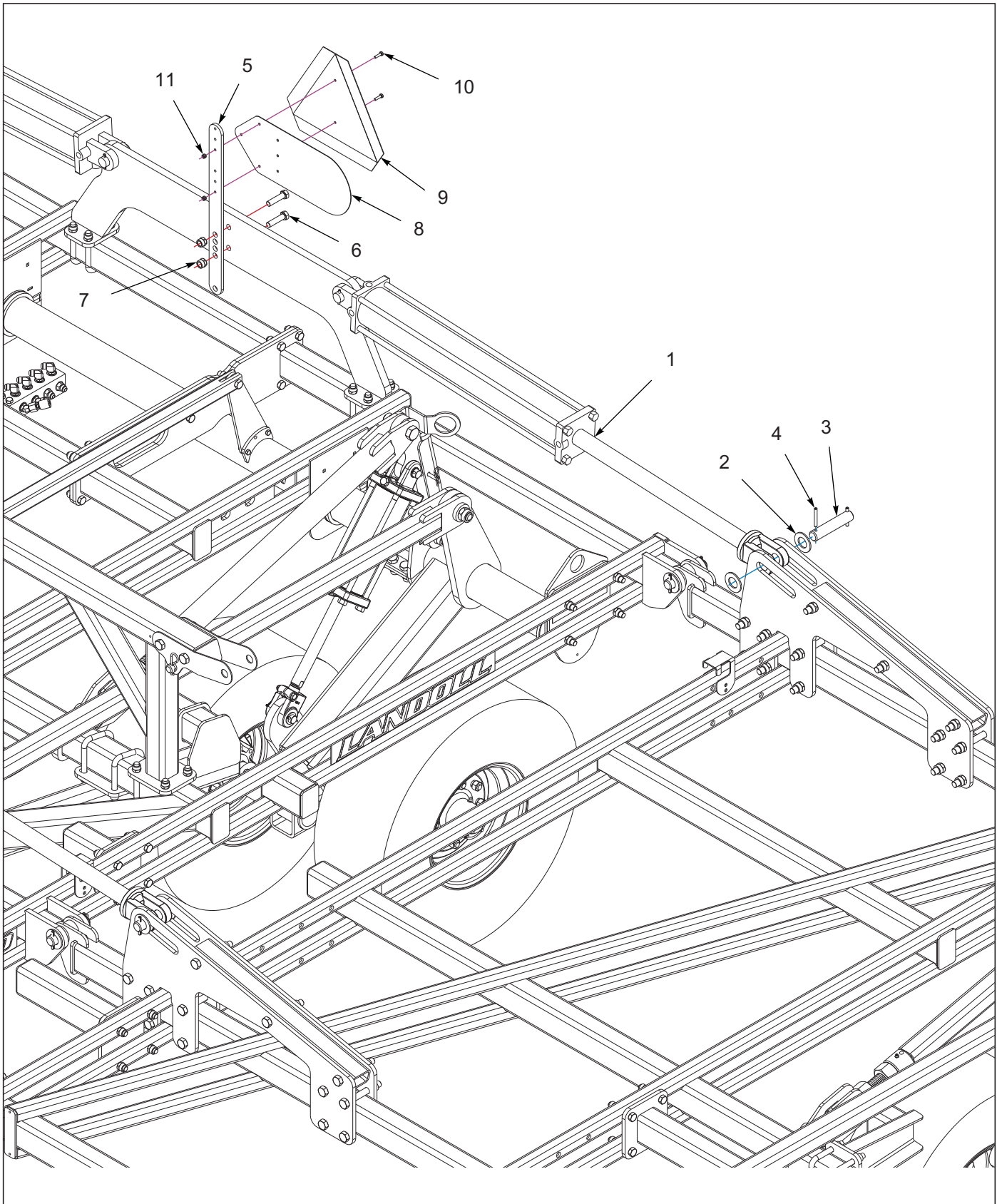


Figure 3-8: Fold Cylinder and SMV Mount Assembly

---

## Fold Cylinder and SMV Mount Assembly

---

ITEM	PART NUMBER	DESCRIPTION	QTY.
1	167575	CYLINDER, 4-1/2 X 30, 2DIA ROD (SEE PAGE 6-3)	4
2	116100	WASHER 1-1/4 NAR FL ZP/CD	4
3	141244	PIN, FOLD	4
4	1-647-010004240	PIN,SPRING,SLOTTED,5/16X2-1/2	8
5	164142	BRACKET, SMV MOUNTING	1
6	1-654-010059-07	SCREW HX CP 5/8-11UNCX2-1/2G5	2
7	1-512-010005-13	NUT,HEX SLFLKG GRB 5/8-11	2
8	224590	MOUNT, SIS DECAL	1
9	70260977	SMV EMBLEM	1
10	1-654-010047-06	SCREW,HX CP 1/4-20UNCX1 GR5	2
11	1-512-010005-01	NUT,HEX,SLFLKG GRB 1/4-20	2

# Shank Assemblies

## Tine Assembly

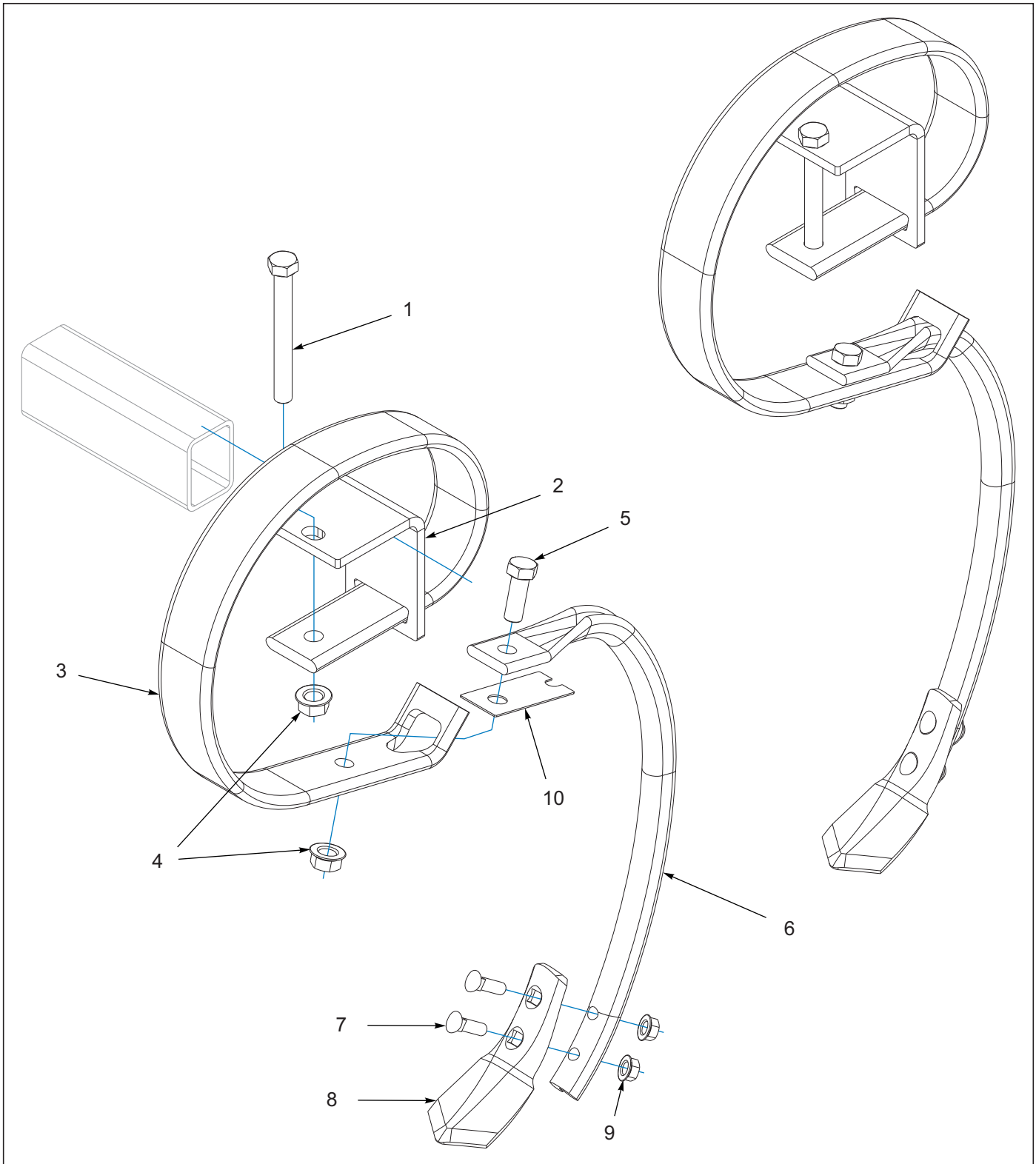


Figure 4-1: Tine Assembly



## Tine Assembly

ITEM	PART NUMBER	DESCRIPTION	QTY.
--	232370	TINE ASSY, 4" SP <b>(INCLUDES ITEMS 1-4)</b>	
1	1-654-010059-16	SCREW,HEX CAP,5/8-11UNCX5.50	1
2	232458	CLAMP, TINE	1
3	234940	SPRING CLAMP, 1/2 X 2-1/2	1
4	29SFFL 5811	NUT,FLANGE HEAD LOCK5/8-11UNC	2
5	1-654-010059-04	SCREW,HEX CAP 5/8-11X1-3/4 G5	1
6	232374	STEM, 50X10MM	1
7	235355	BOLT, 7/16X1-3/4 OVAL PLOW GR5	2
8	232468	SWEEP, 2-3/4 DANISH	1
9	243728	NUT,7/16-14 FLANGE HD SERRATED	2
10	238393	SPACER, TINE SHANK <b>(AS REQUIRED)</b>	

# Hydraulic Assemblies

## Hydraulic Assembly Lift

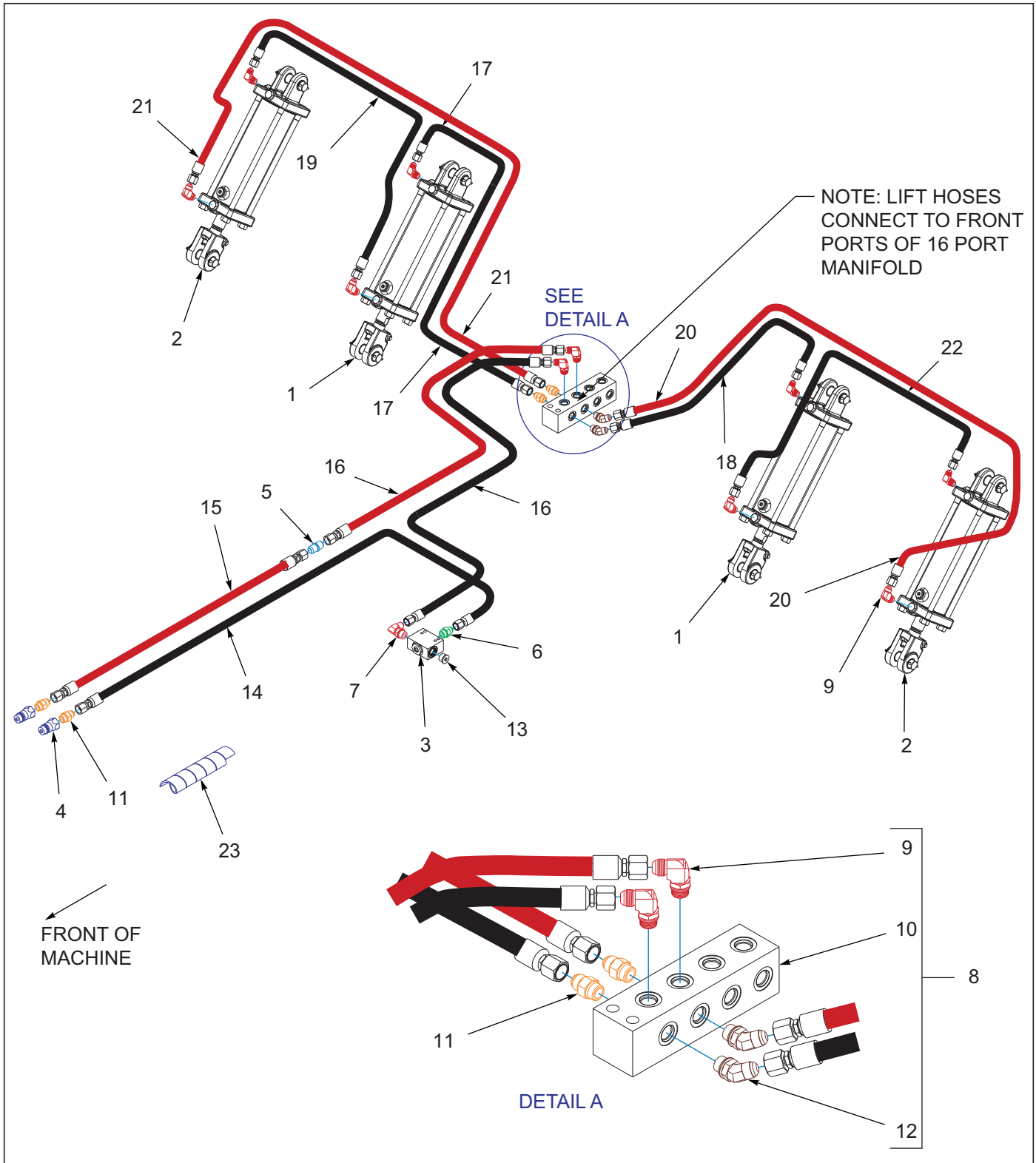


Figure 5-1: Hydraulic Assembly Lift

## Hydraulic Assembly Lift

ITEM	PART NUMBER	DESCRIPTION	QTY.
1	140470	CYLINDER 4X10 REPHASE (SEE PAGE 6-1)	2
2	140471	CYLINDER 3-3/4X10 REPHASE (SEE PAGE 6-2)	2
3	203467	VALVE-LIMIT, STROKE	1
4	141828	COUPLER,MALE 3/4-16 O-RING	2
5	148338	FITTING, UNION SAE 37 8X8	1
6	202702-10-8S	ADAPTER, #10 O-RING #8 TUBE	1
7	2062-10-8S	ADAPTER,90, #10 O-RING-TUBE	1
8	235341	MANIFOLD ASSY, LIFT FOLD	1
9	2062-8-8S	ADAPTER, 90, #8 O-RING-TUBE	10
10	141594	MANIFOLD, HYDRAULIC 16 PORT	1
11	202702-8-8S	ADAPTER #8 O-RING TO #8 TUBE	2
12	2061-8-8S	ADAPTER, 45, #8 O-RING-TUBE	2
13	143853	PLUG #10 M ORB HEX SOCKET	1
14	229049	HOSE ASSY, 1/2X306, SAE37,STR	1
15	1-397-010301208	HOSE ASY,1/2X208,SAE37STR-STR	1
16	235385	HOSE ASSY, 1/2X174, SAE37, STR	2
17	181801	HOSE ASSY, 3/8x58 #8 JIC SWIV	1
18	116489	HOSE ASSY 3/8X64 #8 JIC SW	1
19	122911	HOSE ASSY 3/8X168,#8JIC SWVL	1
20	153621	HOSE ASSY 3/8X212 #8 JIC SWIV	2
21	141882	HOSE ASSY 3/8X206 #8 JIC SWIV	1
22	159569	HOSE ASSY 3/8X161,#8JIC SWVL	1
23	155528	HOSE WRAP, BLUE 1" ID X 8"	1

# Hydraulic Assembly Fold

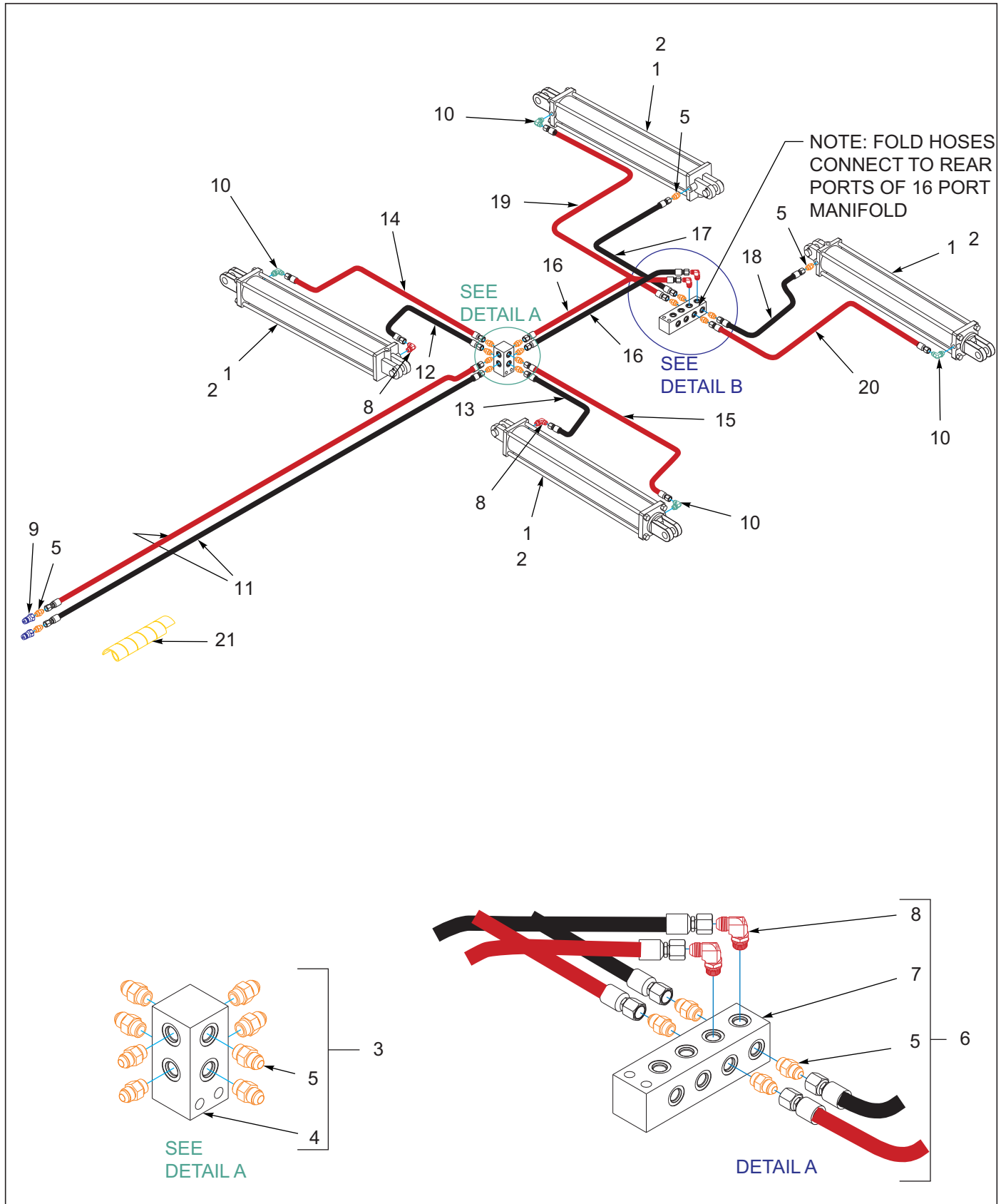


Figure 5-2: Hydraulic Assembly Fold

## Hydraulic Assembly Fold

ITEM	PART NUMBER	DESCRIPTION	QTY.
1	167618	CYL ASM, 4-1/2 X 30 W/FITTINGS	4
2	167575	CYLINDER, 4-1/2 X 30, 2DIA ROD (SEE PAGE 6-3)	4
3	166253	MANIFOLD ASSY FOLD	1
4	2-474-010022	MANIFOLD HYDRAULIC, 8 HOSE	1
5	202702-8-8S	ADAPTER #8 O-RING TO #8 TUBE	16
6	235341	MANIFOLD ASSY, LIFT FOLD	1
7	141594	MANIFOLD, HYDRAULIC 16 PORT	1
8	2062-8-8S	ADAPTER, 90, #8 O-RING-TUBE	4
9	141828	COUPLER,MALE 3/4-16 O-RING	2
10	141826	ELBOW 90 1/16 RES	4
11	203596	HOSE ASSY 3/8X310,-8FJX,-8FJX	2
12	147582	HOSE ASSY 3/8X24 #8 JIC SWIV	1
13	71508992	HOSE ASSY .38 X 50	1
14	71508985	HOSE ASSY .38 X 30	1
15	71508987	HOSE ASSY 3/8 X 86	1
16	209436	HOSE ASSY, 3/8X76,-8FJX,-8FJX	2
17	1-397-010369036	HOSE ASSY 3/8X36,#8 JIC SWVL	1
18	117259	HOSE ASSY 3/8X48 #8JIC	1
19	153843	HOSE ASSY 3/8X67 #8 JIC SWIV	1
20	116490	HOSE ASSY 3/8X78 #8 JIC SW	1
21	155529	HOSE WRAP, YELLOW 1" ID X 8"	1

## Lift/Fold Manifold Assembly

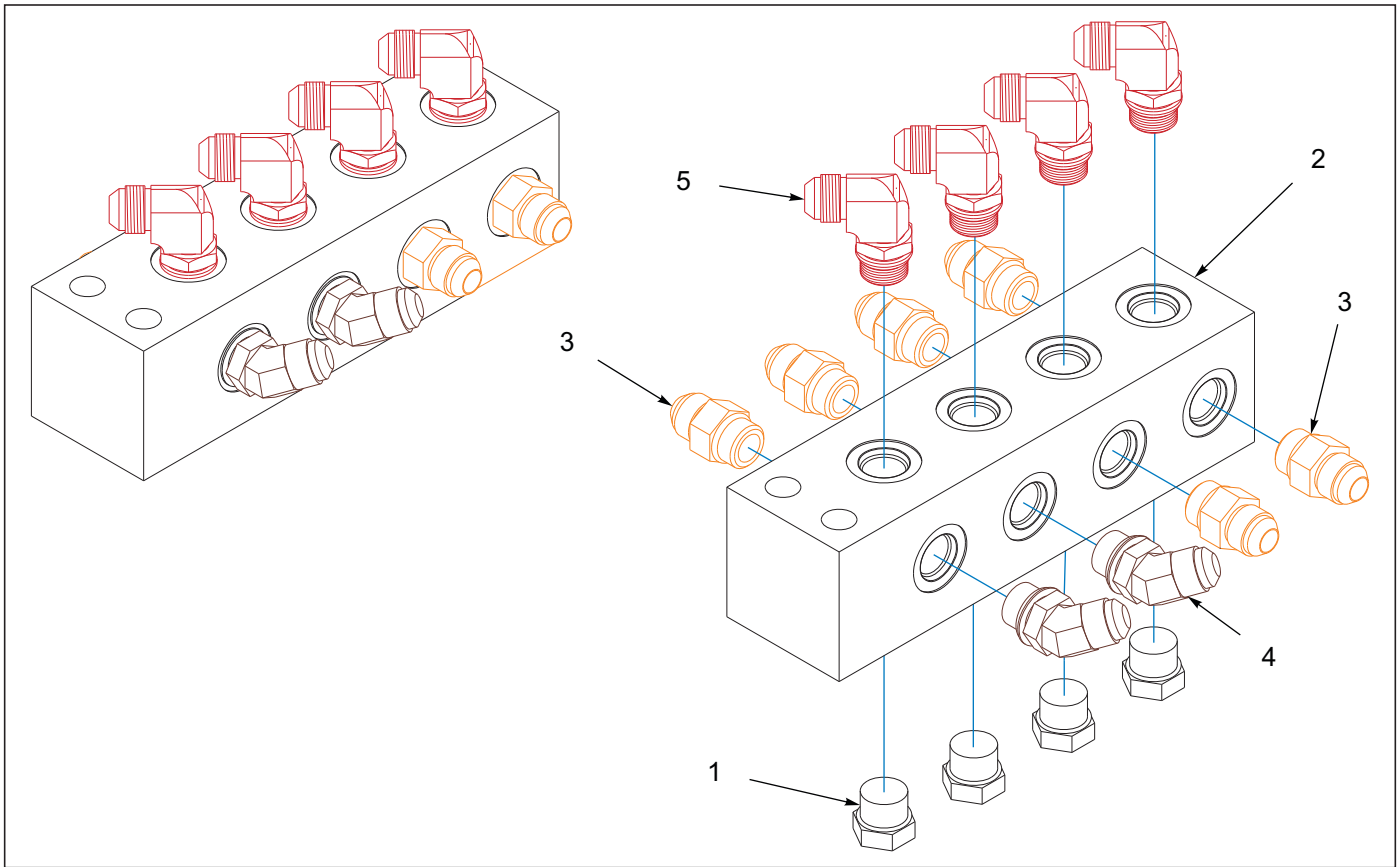


Figure 5-3: Lift/Fold Manifold Assembly

## Lift/Fold Manifold Assembly

ITEM	PART NUMBER	DESCRIPTION	QTY.
--	235341	MANIFOLD ASSY, LIFT FOLD	
1	1-007-010025	PLUG, 3/4-16 O-RING BOSS	4
2	141594	MANIFOLD, HYDRAULIC 16 PORT	1
3	202702-8-8S	ADAPTER #8 O-RING TO #8 TUBE	6
4	2061-8-8S	ADAPTER, 45, #8 O-RING-TUBE	2
5	2062-8-8S	ADAPTER, 90, #8 O-RING-TUBE	4



# Cylinders

## Cylinder Assembly 4 x 10, Rephase

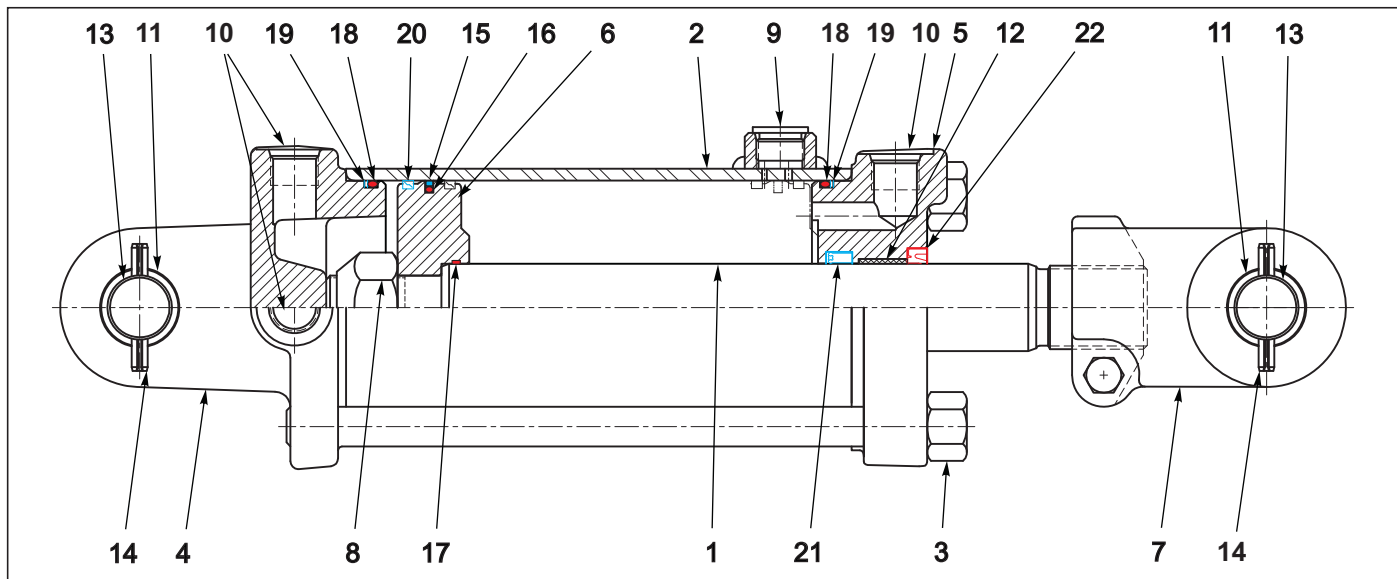


Figure 6-1: Cylinder Assembly 4 x 10, Rephase

## Cylinder Assembly 4 x 10, Rephase

ITEM	PART NUMBER	DESCRIPTION	QTY.
--	140470	CYLINDER 4X10 REPHASE (1" PINS)	
1	----	PISTON, ROD	1
2	----	TUBE	1
3	----	TIEROD ASSY	1
4	142114	BUTT CLEVIS ASSY	1
5	142109	GLAND ASSEMBLY	1
6	----	PISTON	1
7	142110	CLEVIS ASSEMBLY	1
8	----	NUT, LOCK	1
9	----	PLUG, PORT	1
10	----	PLUG, PORT	3
11	142112	BUSHING	4
12	141301	BUSHING	1
13	143994	PIN, CLEVIS	2
14	111789	ROLL PIN	4
15	----	TEFLON SEAL	1
16	----	O- RING	1
17	----	O- RING	1
18	----	O- RING	2
19	----	BU- WASHER	2
20	----	BEARING RING	2
21	----	U- CUP	1
22	----	CANNED WIPER	1
23	142111	PACKING KIT (NOT SHOWN) (INCLUDES ITEMS 15-22)	



### Cylinder Assembly 3-3/4 x 10, Rephase

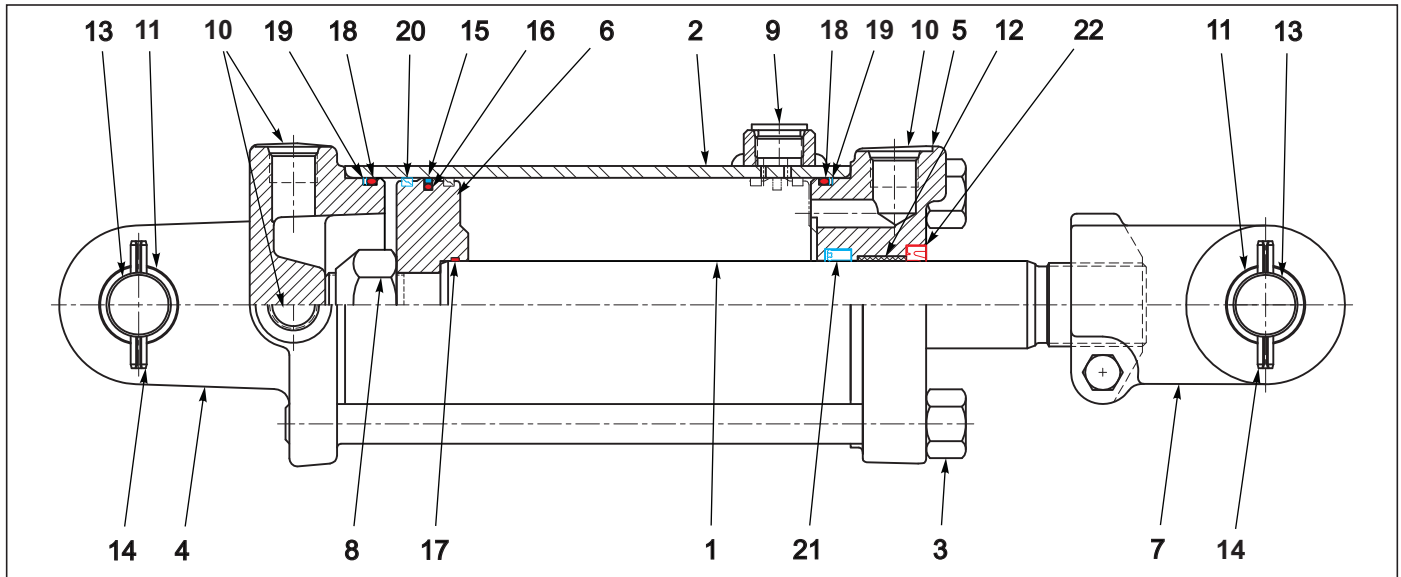


Figure 6-2: Cylinder Assembly 3-3/4 x 10, Rephase

### Cylinder Assembly 3-3/4 x 10, Rephase

ITEM	PART NUMBER	DESCRIPTION	QTY.
--	140471	CYLINDER, 3-3/4 X 10, REPHASE (1" PINS)	
1	----	PISTON, ROD	1
2	----	TUBE ASSY	1
3	----	TIEROD ASSY	1
4	142116	BUTT CLEVIS ASSEMBLY	1
5	111871	GLAND ASSY	1
6	----	PISTON ROD	1
7	142110	CLEVIS ASSY	1
8	----	NUT, LOCK	1
9	----	PLUG, PORT	1
10	----	PLUG, PORT	3
11	142112	BUSHING	4
12	141301	BUSHING	1
13	143994	PIN, CLEVIS	2
14	111789	ROLL PIN	4
15	----	TEFLON SEAL	1
16	----	O- RING	1
17	----	O- RING	1
18	----	O- RING	2
19	----	BU- WASHER	2
20	----	BEARING RING	2
21	----	U- CUP	1
22	----	CANNED WIPER	1
23	142103	PACKING KIT (NOT SHOWN) (INCLUDES ITEMS 15-22)	

### Cylinder Assembly 4-1/2 x 30

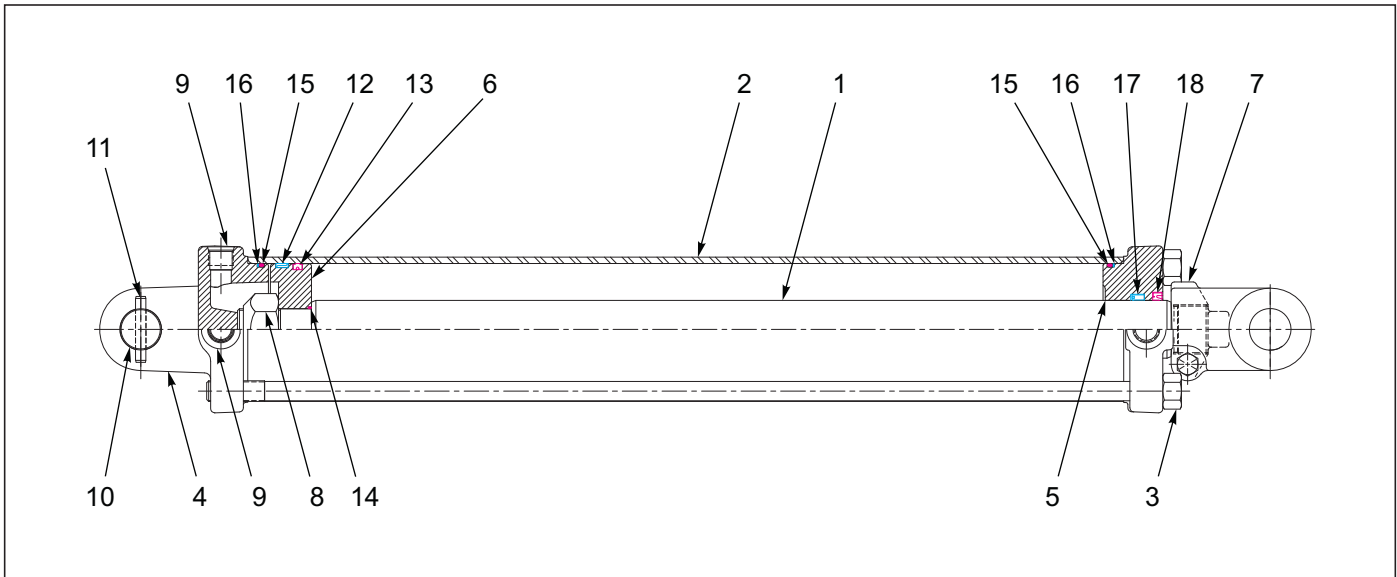


Figure 6-3: Cylinder Assembly 4-1/2 x 30

### Cylinder Assembly 4-1/2 x 30

ITEM	PART NUMBER	DESCRIPTION	QTY.
--	167575	CYLINDER, 4-1/2 X 30, 2DIA ROD	
1	----	PISTON ROD	1
2	----	TUBE	1
3	----	TIEROD ASSEMBLY	4
4	218648	BUTT	1
5	169549	GLAND	1
6	----	PISTON	1
7	100000362	CLEVIS ASSEMBLY	1
8	----	LOCKNUT	1
9	----	PORT PLUG	3
10	169550	CLEVIS PIN	1
11	111789	ROLL PIN	2
12	----	BEARING RING	2
13	----	CROWN SEAL	1
14	----	O-RING	1
15	----	O-RING	2
16	----	BU-WASHER	2
17	----	U-CUP	1
18	----	WIPER	2
19	169552	PACKING KIT (NOT SHOWN) (INCLUDES ITEMS 12-18)	









# Electrical

## Electrical Assembly W/LED Lights Wiring Chart

7-PIN CONN.	4-PIN TOWER	CIRCUIT	WIRE COLOR
1	D	GROUND	WHITE 
2	-	WORK LAMPS	BLACK 
3	B	LEFT FLASHING & TURN	YELLOW 
4	-	STOP LAMPS	RED 
5	A	RIGHT FLASHING & TURN	GREEN 
6	C	TAIL LAMPS	BROWN 
7	-	SWITCHED POWER (12 V)	BLUE 

MAIN WARNING LIGHT HARNESS - WIRING CHART

	RIGHT AMBER	RIGHT RED		LEFT RED	LEFT AMBER
	2-PIN TOWER	3-PIN TOWER	6-PIN SHROUD	3-PIN TOWER	2-PIN TOWER
 BLACK LEFT TURN			A	C	
 WHITE GROUND	A	A	B	A	A
 BROWN TAIL LIGHT		B	C	B	
 YELLOW LEFT TURN			D		B
 GREEN RIGHT TURN	B		E		
 RED RIGHT TURN		C	F		

REAR WARNING LIGHT HARNESS - WIRING CHART

Figure 7-1: Electrical Assembly W/LED Lights Wiring Chart



# Electrical Assembly W/LED Lights

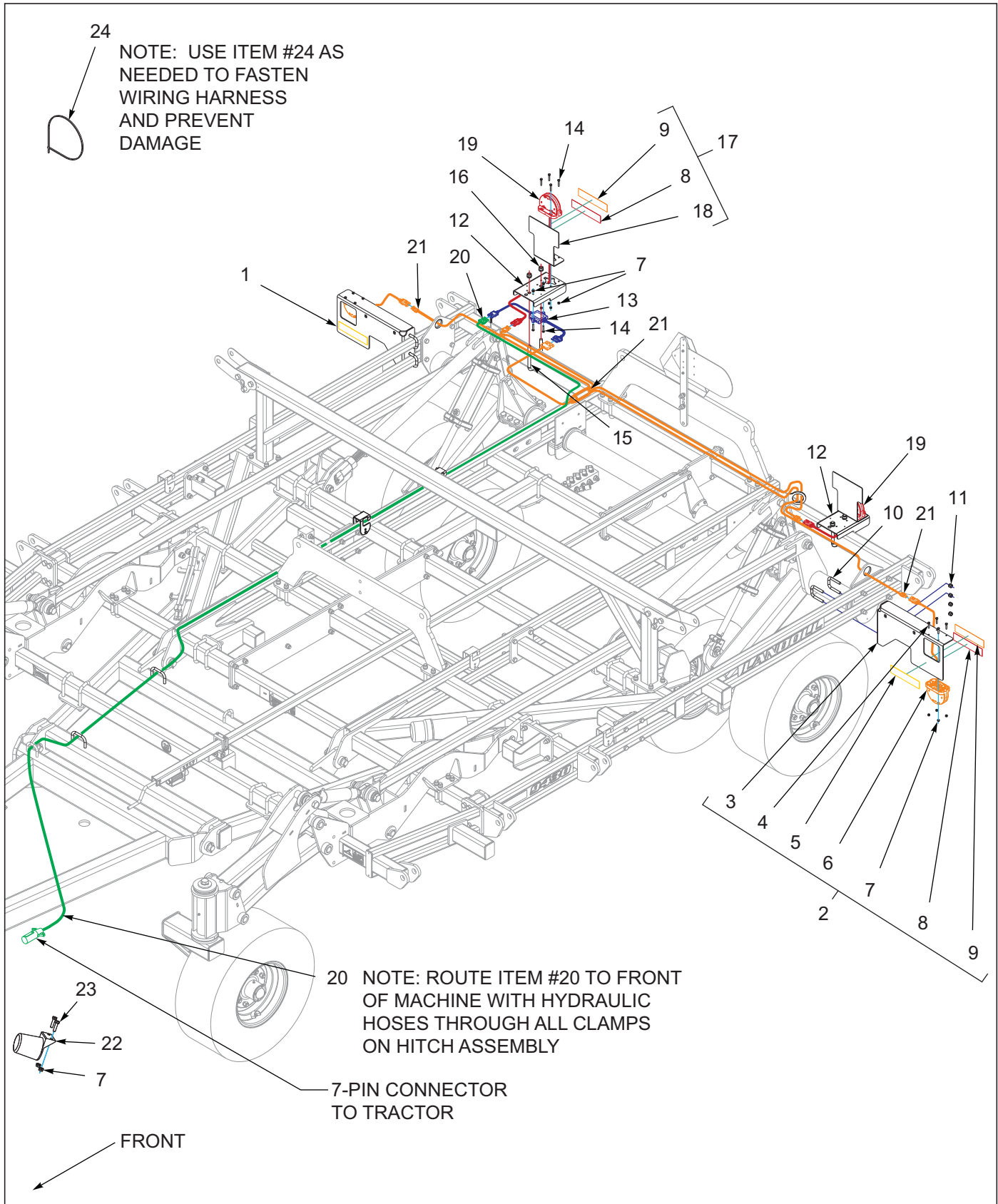


Figure 7-2: Electrical Assembly W/LED Lights

## Electrical Assembly W/LED Lights

ITEM	PART NUMBER	DESCRIPTION	QTY.
--	176604	ELECTRICAL KIT 9650	
1	176601	LIGHT ASSY, RIGHT LED <b>(INCLUDES ITEMS 3-9)</b>	1
2	176602	LIGHT ASSY, LEFT LED <b>(INCLUDES ITEMS 3-9)</b>	1
3	164134	MOUNT, LIGHT RIGHT <b>(USED WITH ITEM 1)</b>	1
3	164135	MOUNT, LIGHT LEFT <b>(USED WITH ITEM 2)</b>	1
4	1-654-010047-07	SCREW,HX CP 1/4-20UNCX1-1/4G5	8
5	528934	REFLECTOR - YELLOW	2
6	174436	LAMP, AG AMBER SINGLE LED	2
7	1-512-010005-01	NUT,HEX,SLFLKG GRB 1/4-20	20
8	528933	REFLECTOR - RED	4
9	528938	STRIPE, ORANGE	4
10	8-102-010019	U BOLT SCRAPER	4
11	1-512-010005-09	NUT,HEX,SLFLKG, 1/2-13 GRB	8
12	164138	MOUNT, LIGHT TAIL	2
13	174437	MODULE, AG FLASHER CONTROL	1
14	1-654-010047-08	SCREW HX CP,1/4-20UNCX1-1/2G5	10
15	8-102-010043	U-BOLT, SPRING CLAMP	2
16	1-512-010005-13	NUT,HEX SLFLKG GRB 5/8-11	4
17	164140	REFLECTOR ASSY <b>(INCLUDES ITEMS 8, 9, 18)</b>	2
18	164139	MOUNT, REFLECTOR	2
19	174435	LAMP, AG RED SINGLE LED	2
20	174438	HARNESS, MAIN WARNING LIGHTS	1
21	174439	HARNESS, REAR WARNING LIGHTS	1
22	2-368-010287	HARNESS, STOR-A-WAY <b>(SEE PAGE 2-1)</b>	1
23	1-654-010047-06	SCREW,HX CP 1/4-20UNCX1 GR5	2
24	105874	TIE,STRAP PLSTC 21.5-24X.301	15

# Decals

## Decals

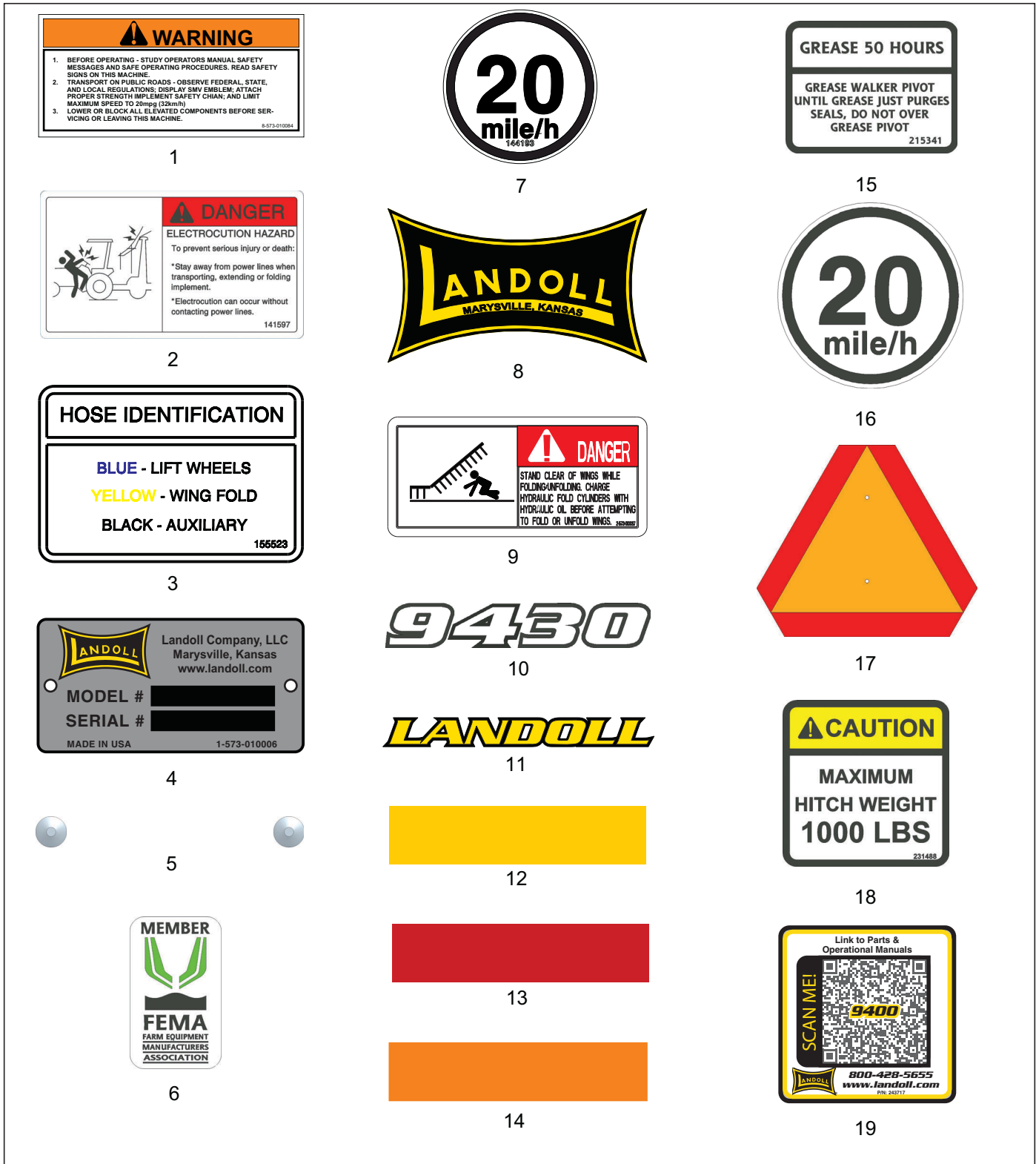


Figure 8-1: Decals





# Decal Installation

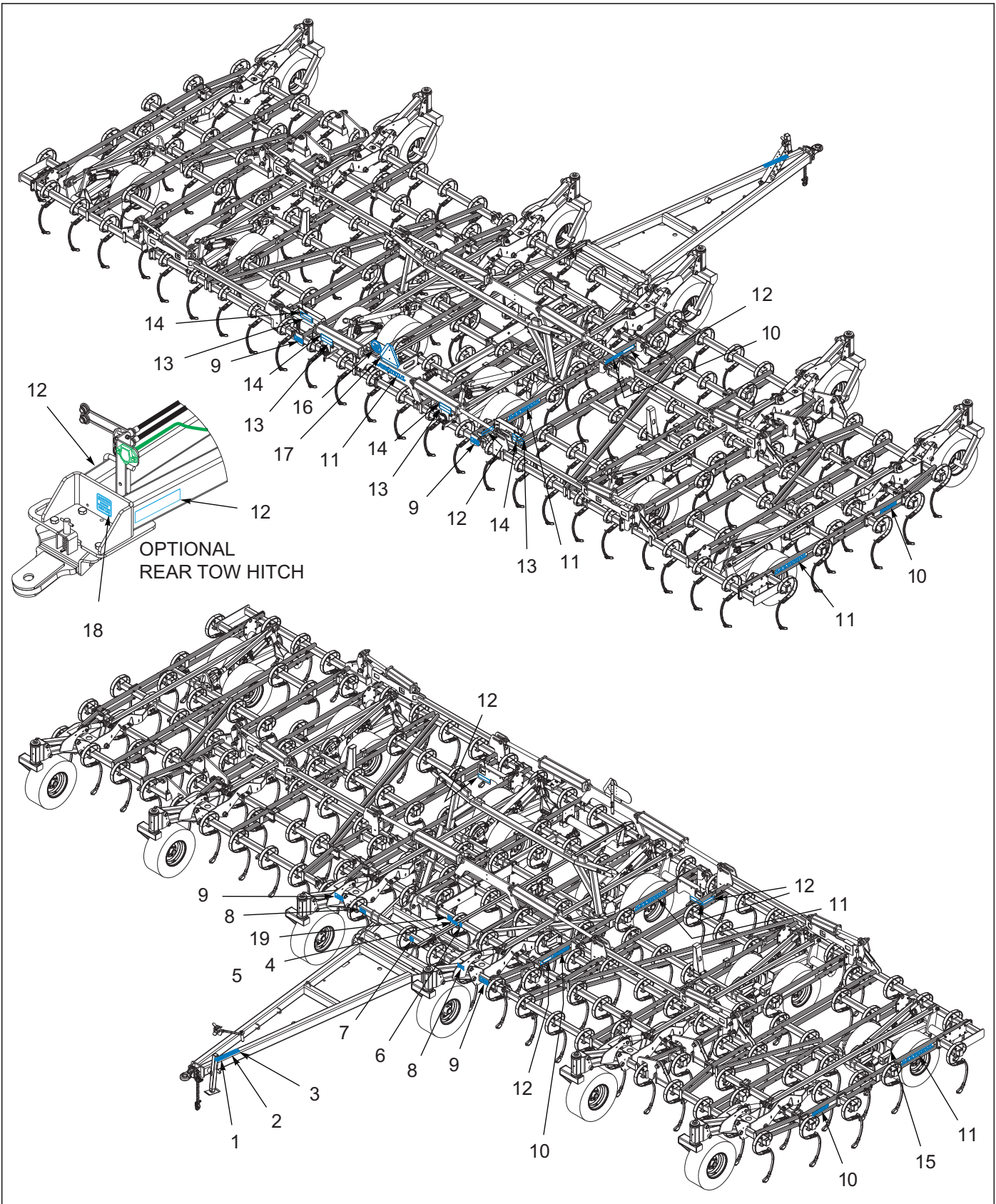


Figure 8-2: Decal Installation

## Decal Installation

ITEM	PART NUMBER	DESCRIPTION	QTY.
1	8-573-010084	DECAL WARNING BEFORE OPERATG	1
2	141597	DECAL, DANGER ELECTROCUTION	1
3	155523	DECAL, HOSE IDENTIFICATION	1
4	1-573-010006	PLACARD, NAME	1
5	156010	RIVET, BLIND .156X1/2 GRIP	2
6	2-573-010198	DECAL, MEMBER FEMA	1
7	144193	DECAL, SIS 20 MPH	1
8	141259	DECAL, LANDOLL, YELLOW	2
9	2-573-010037	DECAL, DANGER, WING	4
10	235335	DECAL, MODEL 9430	4
11	141260	DECAL, LANDOLL	5
12	528934	REFLECTOR - YELLOW (SEE PAGE 8-3)	4
13	528933	REFLECTOR - RED (SEE PAGE 8-3)	4
14	528938	STRIPE, ORANGE (SEE PAGE 8-3)	4
15	215341	DECAL, GREASE WALKER (SEE PAGE 1-7 OR PAGE 3-16)	6
16	224589	DECAL, SIS 20 MILE/H	1
17	70260977	SMV EMBLEM	1
18	231488	DECAL, MAXIMUM HITCH WEIGHT	1
19	243717	DECAL, QR CODE 9400 SERIES	1

# Attachments

## 3 Row Tine and Reel Harrow Layout

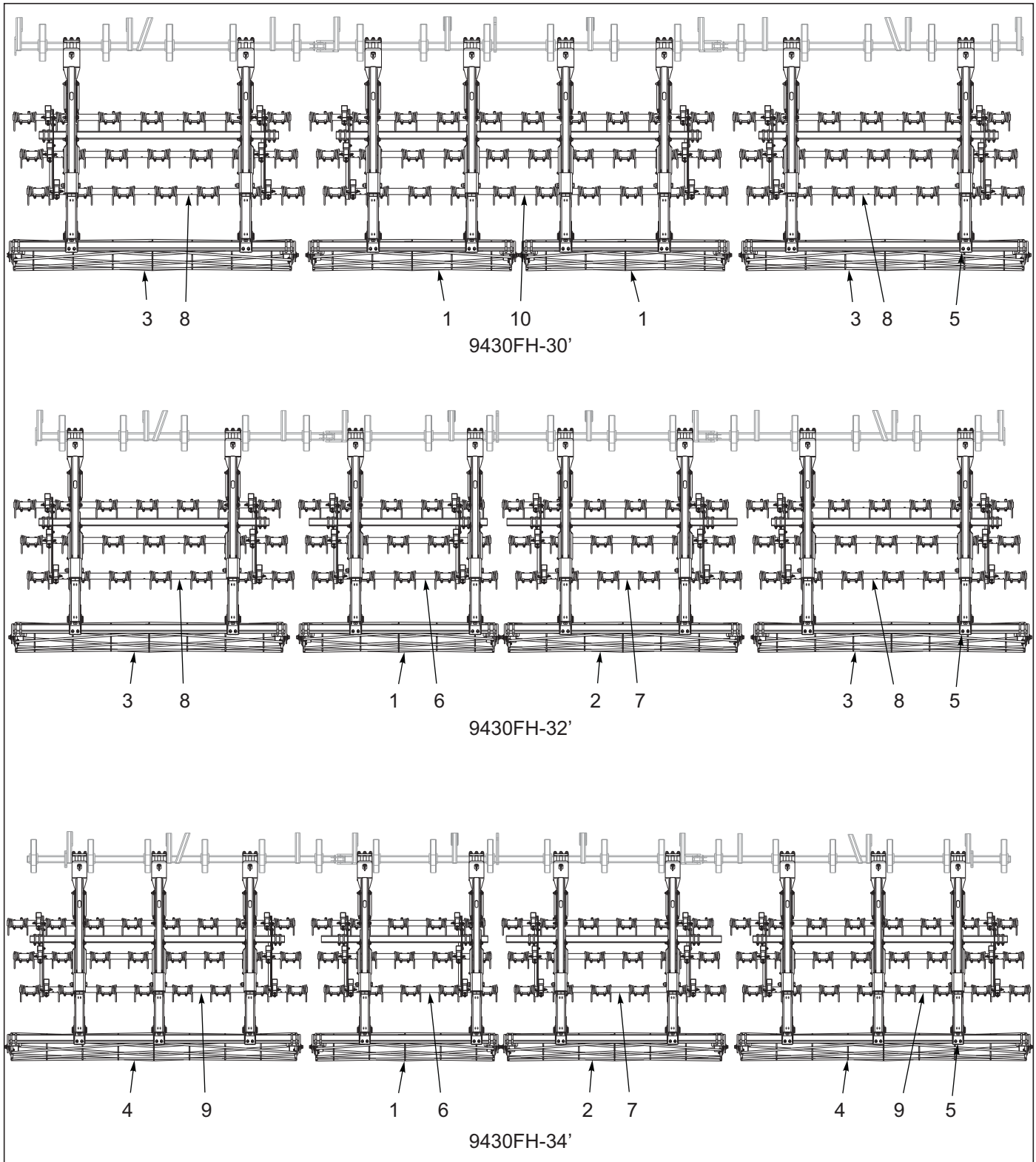


Figure 9-1: 3 Row Tine and Reel Harrow Layout

### 3 Row Tine and Reel Harrow Layout

ITEM	PART NUMBER	DESCRIPTION	QTY.		
--	229702	3 ROW TINE & REEL 9630-30	*		
--	229704	3 ROW TINE & REEL 9630-32		*	
--	229705	3 ROW TINE & REEL 9630-34			*
1	200254	REEL ASSY 12 DIA X 75" (SEE PAGE 9-9)	2	1	1
2	200255	REEL ASSY 12 DIA X 90" (SEE PAGE 9-9)	--	1	1
3	200256	REEL ASSY 12 DIA X 105" (SEE PAGE 9-9)	2	2	--
4	200257	REEL ASSY, 12 DIA X 120" (SEE PAGE 9-9)	--	--	2
5	227670	ARM ASSY, TINE & REEL (SEE PAGE 9-9)	8	8	10
6	229711	HARROW ASSY, 5 TINE 3 ROW (SEE PAGE 9-5)	--	1	1
7	229712	HARROW ASSY, 6 TINE 3 ROW (SEE PAGE 9-5)	--	1	1
8	229713	HARROW ASSY, 7 TINE 3 ROW (SEE PAGE 9-5)	2	2	--
9	229714	HARROW ASSY, 8 TINE 3 ROW (SEE PAGE 9-5)	--	--	2
10	229716	HARROW ASSY, 10 TINE 3 ROW (SEE PAGE 9-5)	1	--	--

# Tine and Reel Arm Assembly

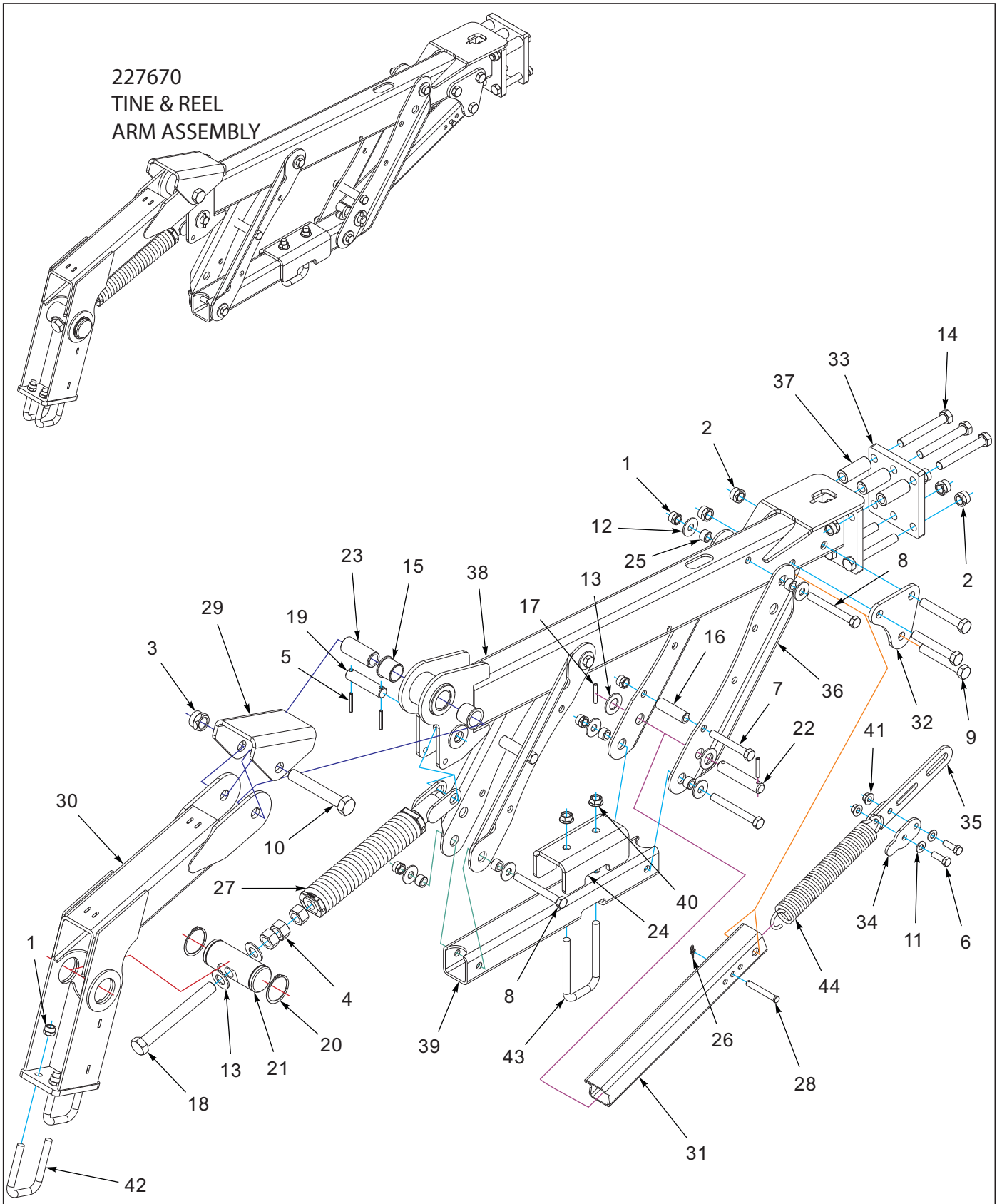


Figure 9-2: Tine and Reel Arm Assembly

## Tine and Reel Arm Assembly

ITEM	PART NUMBER	DESCRIPTION	QTY.
--	227670	ARM ASSY, TINE & REEL	
1	1-512-010005-13	NUT,HEX SLFLKG GRB 5/8-11	10
2	1-512-010005-15	NUT,HEX,SLFLKG GRB 3/4-10	9
3	1-512-010005-19	NUT 1-8 HEX SLF-LOCKING GRB	1
4	1-512-010007-14	NUT, HEX 1-8 GR2 ZP	3
5	1-647-010004221	PIN,SPRING 1/4X2 SLOTTED	2
6	1-654-010055-03	SCREW,HEX CAP,1/2-13UNCX1-1/2	2
7	1-654-010059-14	SCREW HX CP,5/8-11UNCX4-1/2G5	2
8	1-654-010059-16	SCREW,HEX CAP,5/8-11UNCX5.50	4
9	1-654-010061-15	SCREW,HX CP 3/4-10UNCX5 GR5	3
10	1-654-010125-18	SCREW HEX CAP,1-8UNCX6-1/2GR8	1
11	1-861-010032-14	WASHER, FLAT 1/2" N ZP/CD	2
12	1-861-010032-19	WASHER, FLAT 5/8 W ZP/CD	8
13	1-861-010032-24	WASHER FL 1IN NARROW ZP	4
14	139201	SCREW,HX CP 3/4-10UNCX5.50GR8	6
15	140599	BEARING, FLANGE 1-1/2"	2
16	144325	BUSHING,PRESS WHEEL	2
17	147072	PIN, SPRING SLOTTED 5/16 X 2	2
18	152210	BOLT, ADJ, 1 X 9	1
19	156785	PIN 1 X 4-1/4	1
20	158896	SNAP RING, 2-1/2 SHAFT	2
21	158897	PIN, ADJUSTMENT	1
22	164293	PIN, 1 X 5-1/8	1
23	168739	BUSHING PIVOT 1-1/2 X 3-7/16	1
24	168753	CONNECTOR, HARROW LINK	1
25	168762	BUSHING, 1 X .640 X 5/8	8
26	172673	WRAP AROUND LOCKING COTTER	1
27	172677	SPRING ASSY, W/ANCHOR	1
28	176625	PIN, CLEVIS 1/2 X 3-1/2	1
29	191459	STOP, HARROW ARM	1
30	199359	ARM WLDMT REEL	1
31	199376	TUBE, HARROW SPRING	1
32	199390	BRACKET, SPRING HOOK	2
33	208187	MOUNTING PLATE, HARROW 6-BOLT	1
34	209797	CLAMP, SPRING	2
35	209798	STOP, HARROW SPRING	1
36	209799	MOUNT, HARROW BAR	2
37	211056	BUSHING, CLAMP 3" L	3
38	227666	ARM, HARROW 6-BOLT WLDMT	1
39	227671	MOUNT, TINE BAR	1
40	29SFFL 5811	NUT,FLANGE HEAD LOCK5/8-11UNC	2
41	4K552	SELF-LOCKING FLANGE NUT 1/2-13	2
42	8-102-010012	U BOLT	2
43	8-102-010043	U-BOLT, SPING CLAMP	1
44	8-720-010011	HARROW SPRING	1

### 3 Row Coil Tine Harrow Assembly

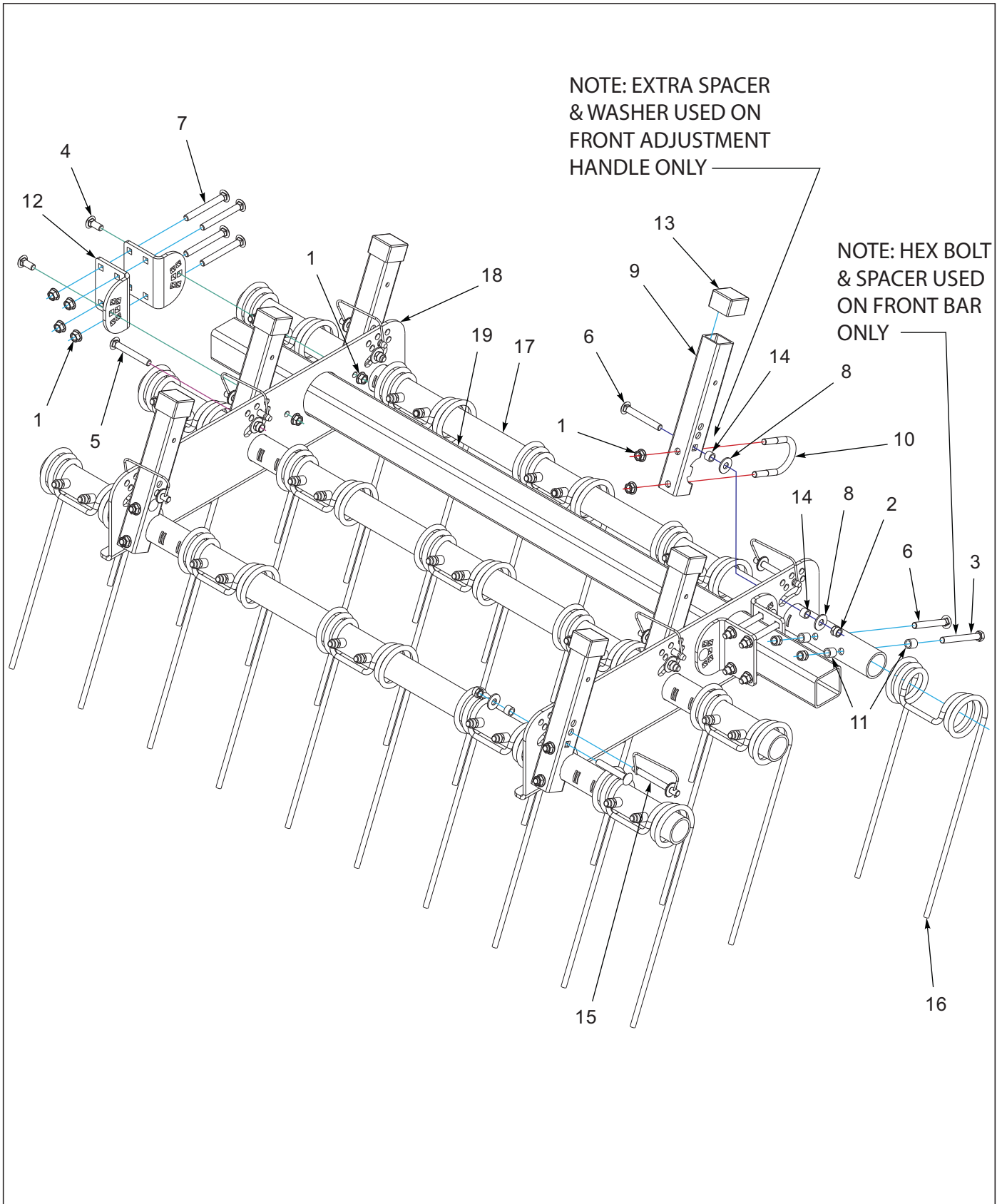


Figure 9-3: 3 Row Coil Tine Harrow Assembly



### 3 Row Coil Tine Harrow Assembly

ITEM	PART NUMBER	DESCRIPTION	QTY.					
--	229711	HARROW ASSY, 5 TINE 3 ROW	*					
--	229712	HARROW ASSY, 6 TINE 3 ROW		*				
--	229713	HARROW ASSY, 7 TINE 3 ROW			*			
--	229714	HARROW ASSY, 8 TINE 3 ROW				*		
--	229716	HARROW ASSY, 10 TINE 3 ROW					*	
1	1-510-010003-09	NUT,1/2-13 FLANGE HD,SERRATED	24	24	24	24	24	
2	1-512-010005-09	NUT,HEX,SLFLKG, 1/2-13 GRB	36	42	48	54	66	
3	1-654-010055-14	SCREW,HX CP,1/2-13UNCX4-1/2G5	5	6	6	8	10	
4	1-654-010070-02	SCREW 1/2-13X1-1/4 RD HD SQNK	4	4	4	4	4	
5	1-654-010070-11	SCREW,RDHD,SQNK 1/2-13X3-1/2	4	4	4	4	4	
6	1-654-010070-13	SCREW,RH HD, SQ NCK 1/2-13X4	27	32	37	42	52	
7	1-654-010070-14	SCREW 1/2-13X4-1/2RDHD SQNK	8	8	8	8	8	
8	1-861-010032-15	WASHER, FLAT 1/2 W ZP/CD	8	8	8	8	8	
9	154994	TUBE ANGLE ADJUST	6	6	6	6	6	
10	154995	U-BOLT, 1/2	6	6	6	6	6	
11	154997	TUBE 0.75ODX0.532IDX0.75 ZP	35	42	49	56	70	
12	154998	PLATE ANGLE ADJUSTMENT	4	4	4	4	4	
13	155927	CAP, TUBE 1.95X1.5 BLACK	6	6	6	6	6	
14	155956	BUSHING ANGLE ADJUSTMENT	8	8	8	8	8	
15	155971	PIN, HARROW ADJ	6	6	6	6	6	
16	164315	TINE, HARROW 7/16 X 18	15	18	21	24	30	
17	164318	GANG BAR 5 TINE 8IN 73"	3	--	--	--	--	
17	164319	GANG BAR 6 TINE 8 IN 89"	--	3	--	--	--	
17	164320	GANG BAR 7 TINE 8IN 105"	--	--	3	--	--	
17	164321	GANG BAR 8 TINE 8 IN 121"	--	--	--	3	--	
17	164323	GANG BAR 10 TINE 8IN 153"	--	--	--	--	3	
18	166336	PLATE, GANG BAR 3 ROW	2	2	2	2	2	
19	170870	TUBE, SQ 3 X 3/16 X 70	1	--	--	--	--	
19	156777	TUBE RIDE BAR 57.875"	--	1	--	--	--	
19	156778	TUBE RIDE BAR 90.5"	--	--	1	--	--	
19	155005	TUBE SQ 3 X 3/16X107	--	--	--	1	--	
19	156779	TUBE RIDE BAR 138"	--	--	--	--	1	

### 3 Row Spike and Reel Layout

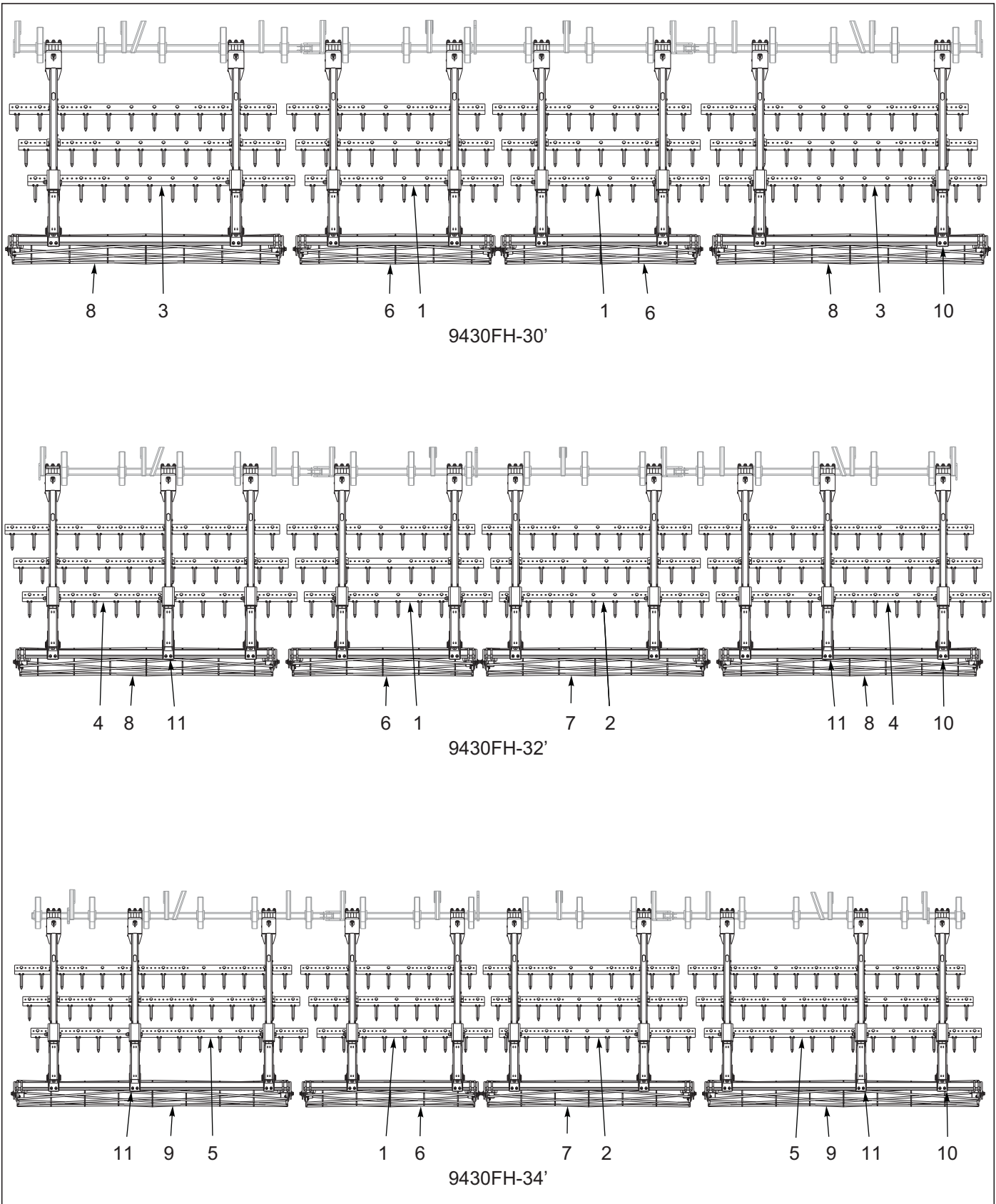


Figure 9-4: 3 Row Spike and Reel Layout

### 3 Row Spike and Reel Layout

ITEM	PART NUMBER	DESCRIPTION	QTY.		
--	229691	3 ROW SPIKE & REEL 9630-30	*		
--	229693	3 ROW SPIKE & REEL 9630-32		*	
--	229694	3 ROW SPIKE & REEL 9630-34			*
1	186188	SPIKE BAR ASSY, 9 TOOTH 9SP (SEE PAGE 9-15)	6	3	3
2	186189	SPIKE BAR ASSY, 10 TOOTH 9SP (SEE PAGE 9-15)	--	3	3
3	186191	SPIKE BAR ASSY, 12 TOOTH 9SP (SEE PAGE 9-15)	6	--	--
4	186192	SPIKE BAR ASSY, 13 TOOTH 9SP (SEE PAGE 9-15)	--	6	--
5	186170	SPIKE BAR ASSY, 14 TOOTH 9SP (SEE PAGE 9-15)	--	--	6
6	200254	REEL ASSY 12 DIA X 75" (SEE PAGE 9-9)	2	1	1
7	200255	REEL ASSY 12 DIA X 90" (SEE PAGE 9-9)	--	1	1
8	200256	REEL ASSY 12 DIA X 105" (SEE PAGE 9-9)	2	2	--
9	200257	REEL ASSY, 12 DIA X 120" (SEE PAGE 9-9)	--	--	2
10	229718	ARM ASSY 3 RSD (SEE PAGE 9-11)	8	8	8
11	229719	ARM ASSY 3 RSD W/O SPRING (SEE PAGE 9-13)	--	2	2

# Reel Assembly

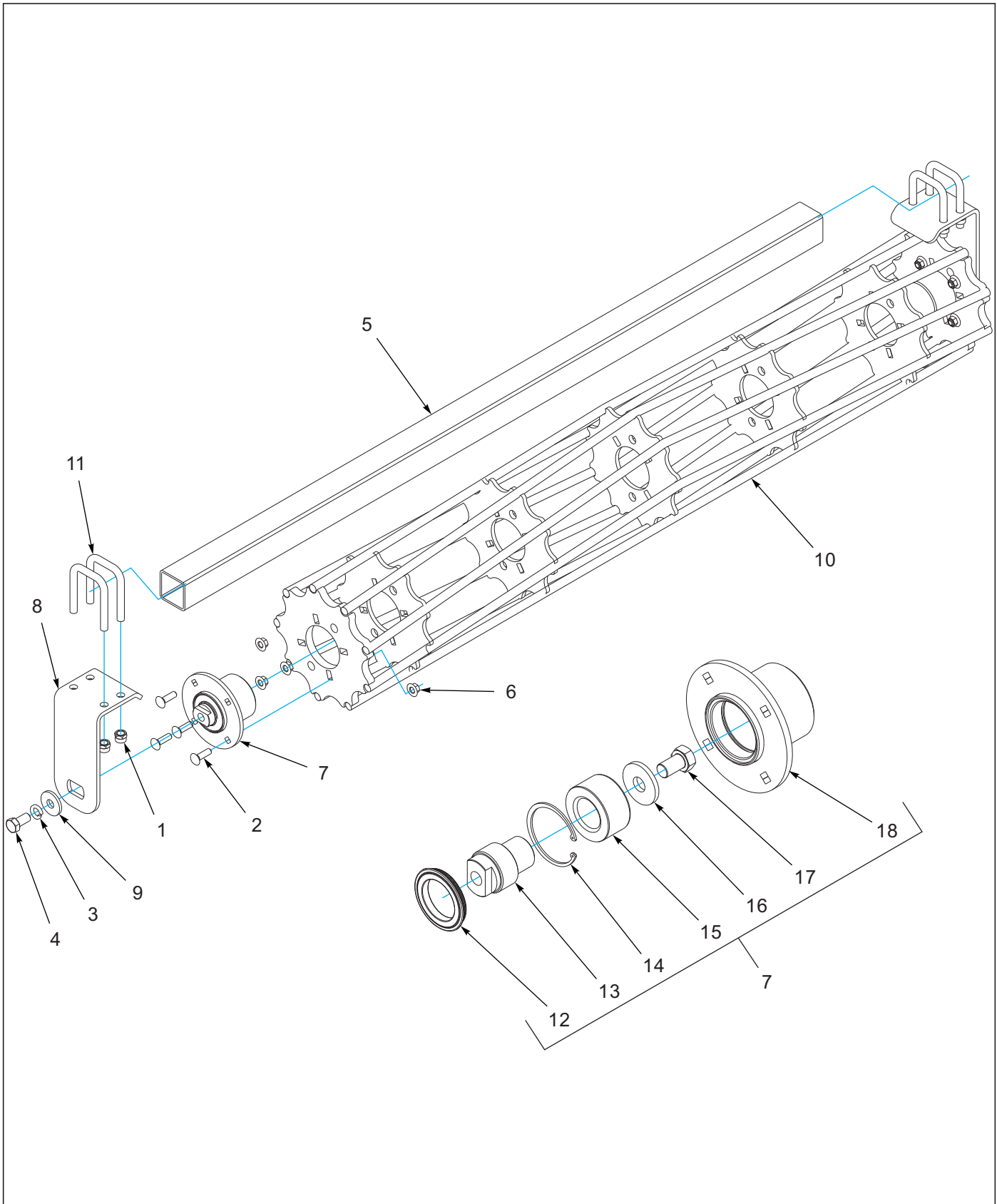


Figure 9-5: Reel Assembly

## Reel Assembly

ITEM	PART NUMBER	DESCRIPTION	QTY.			
--	200254	REEL ASSY 12 DIA X 75"	*			
--	200255	REEL ASSY 12 DIA X 90"		*		
--	200256	REEL ASSY 12 DIA X 105"			*	
--	200257	REEL ASSY 12 DIA X 120"				*
1	1-512-010005-13	NUT,HEX SLFLKG GRB 5/8-11	8	8	8	8
2	1-654-010070-04	SCREW RDHD SQNK 1/2-13X1-3/4	8	8	8	8
3	1-861-010034-17	WASHER,LKG,HLCL SPR,3/4	2	2	2	2
4	108705	SCREW,HEXCAP,3/4-10X1-1/2 GR8	2	2	2	2
5	166340	GANG BAR REEL 62 L	--	--	--	
5	166341	GANG BAR REEL 77 L	1	--	--	
5	166342	GANG BAR REEL 92 L	--	1	--	
5	166343	GANG BAR REEL 107 L	--	--	1	
5	166344	GANG BAR REEL 122 L	--	--	--	1
6	172509	NUT,1/2-13 WIDE FLNG TOP LCK F	8	8	8	8
7	200222	HUB ASSY REEL <b>(INCLUDES ITEMS 12-18)</b>	2	2	2	2
8	200238	BEARING MOUNT, REEL	2	2	2	2
9	200259	WASHER, 3/4 HEAVY - 2-1/4	2	2	2	2
10	225124	REEL WLDMT, 12 DIA X 75" RD	1	--	--	--
10	225125	REEL WLDMT, 12 DIA X 90" RD	--	1	--	--
10	225126	REEL WLDMT, 12 DIA X 105" RD	--	--	1	--
10	225127	REEL WLDMT, 12 DIA X 120" RD	--	--	--	1
11	8-102-010012	U BOLT	4	4	4	4
12	185757	SEAL, MAINT FREE HUB HSL	2	2	2	2
13	200218	SPINDLE REEL BEARING	2	2	2	2
14	174532	INTERNAL SNAP RING	2	2	2	2
15	174526	BEARING, DOUBLE TAPER RLLR	2	2	2	2
16	200259	WASHER, 3/4 HEAVY - 2-1/4	2	2	2	2
17	129263	SCREW HEX CAP 3/4-10 X 1-1/4	2	2	2	2
18	200221	HUB WLDMT REEL	2	2	2	2

# Arm Assembly 3RSD

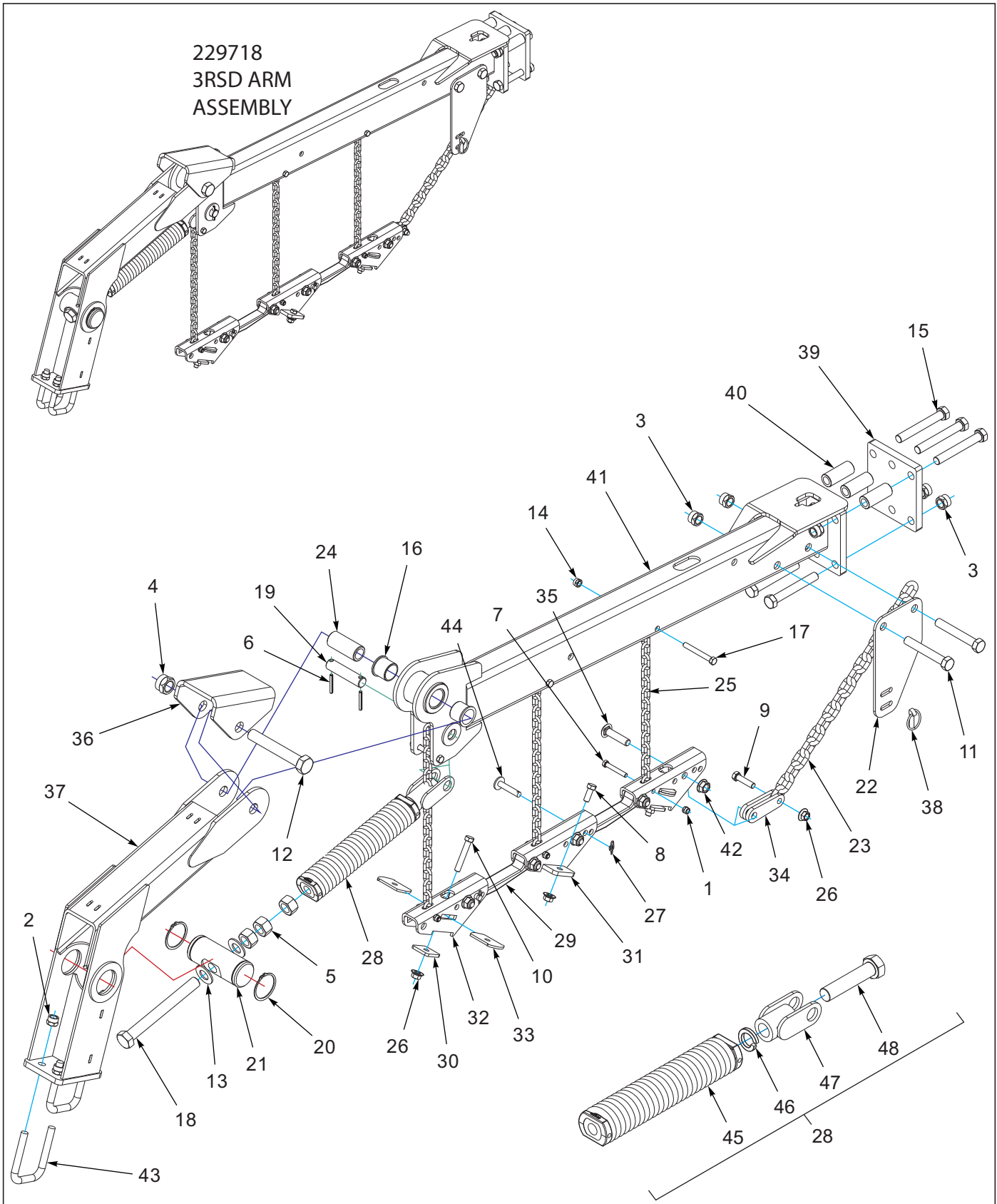


Figure 9-6: Arm Assembly 3 RSD

## Arm Assembly 3RSD

ITEM	PART NUMBER	DESCRIPTION	QTY.
--	229718	ARM ASSY 3 RSD	
1	1-512-010005-05	NUT, HEX, SLFLKG GRB 3/8-16	3
2	1-512-010005-13	NUT,HEX SLFLKG GRB 5/8-11	4
3	1-512-010005-15	NUT,HEX,SLFLKG GRB 3/4-10	8
4	1-512-010005-19	NUT 1-8 HEX SLF-LOCKING GRB	1
5	1-512-010007-14	NUT, HEX 1-8 GR2 ZP	3
6	1-647-010004221	PIN,SPRING 1/4X2 SLOTTED	2
7	1-654-010051-11	SCREW HX CP 3/8-16X2-1/2 G5ZP	3
8	1-654-010055-02	SCREW 1/2-13UNCX1-1/4 CP GR5	2
9	1-654-010055-05	SCREW,HEX CAP,1/2-13UNCX2 GR5	1
10	1-654-010055-09	SCREW,HX CP,1/2-13UNCX3 GR5	2
11	1-654-010061-15	SCREW,HX CP 3/4-10UNCX5 GR5	2
12	1-654-010125-18	SCREW HEX CAP,1-8UNCX6-1/2GR8	1
13	1-861-010032-24	WASHER FL 1IN NARROW ZP	2
14	101988	NUT,HEXSLF-LKG 7/16-14 GRB	3
15	139201	SCREW,HX CP 3/4-10UNCX5.50GR8	6
16	140599	BEARING, FLANGE 1-1/2"	2
17	141808	SCREW HX CP7/16-14UNCX3-1/2G5	3
18	152210	BOLT, ADJ, 1 X 9	1
19	156785	PIN 1 X 4-1/4	1
20	158896	SNAP RING, 2-1/2 SHAFT	2
21	158897	PIN, ADJUSTMENT	1
22	166177	BRACKET, PULL CHAIN	1
23	166242	CHAIN, PULL 3/8	1
24	168739	BUSHING PIVOT 1-1/2 X 3-7/16	1
25	168764	CHAIN 17 LINK 1/4	3
26	172509	NUT,1/2-13 WIDE FLNG TOP LCK F	5
27	172673	WRAP AROUND LOCKING COTTER	2
28	172677	SPRING ASSY, W/ANCHOR <b>(INCLUDES ITEMS 45-47)</b>	1
29	185697	LINK, HARROW BAR	2
30	186193	CLAMP PLATE, SPIKE BAR	2
31	186200	MOUNT, HARROW BAR W/TABS WLDMT	1
32	186204	MOUNT, HARROW BAR	2
33	186205	PLATE, BAR CLAMP	4
34	186210	CONNECTOR, PULL CHAIN	2
35	187517	SCREW RDHD SHT SQNK5/8-11X3.00	5
36	191459	STOP, HARROW ARM	1
37	199359	ARM WLDMT REEL	1
38	2-557-010009	PIN LYNCH	1
39	208187	MOUNTING PLATE, HARROW 6-BOLT	1
40	211056	BUSHING, CLAMP 3" L	3
41	227666	ARM, HARROW 6-BOLT WLDMT	1
42	29SFFL 5811	NUT,FLANGE HEAD LOCK5/8-11UNC	5
43	8-102-010012	U BOLT	2
44	8C520	CLEVIS PIN	2
45	172678	SPRING ASSY, THREADED PLUGS	1
46	1-861-010034-21	WASHER, LKG HEL SPRG 1IN	1
47	172674	ANCHOR, SPRING	1
48	141777	SCREW HX CP 1-8UNCX4-1/2 GR5	1

# Arm Assembly 3RSD W/O Spring

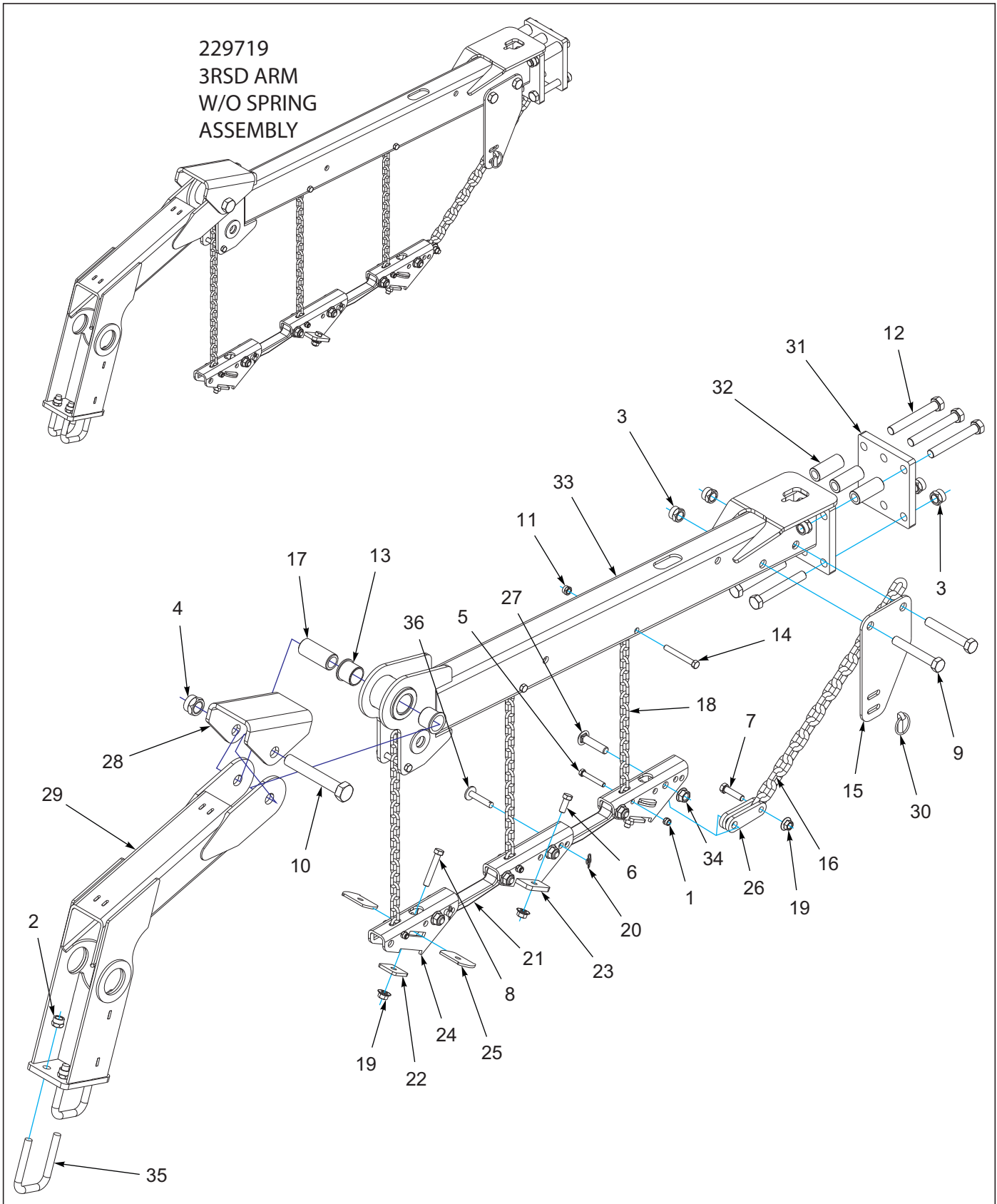


Figure 9-7: Arm Assembly 3 RSD W/O Spring



## Arm Assembly 3RSD W/O Spring

ITEM	PART NUMBER	DESCRIPTION	QTY.
--	229719	ARM ASSY 3 RSD W/O SPRING	
1	1-512-010005-05	NUT, HEX, SLFLKG GRB 3/8-16	3
2	1-512-010005-13	NUT,HEX SLFLKG GRB 5/8-11	4
3	1-512-010005-15	NUT,HEX,SLFLKG GRB 3/4-10	8
4	1-512-010005-19	NUT 1-8 HEX SLF-LOCKING GRB	1
5	1-654-010051-11	SCREW HX CP 3/8-16X2-1/2 G5ZP	3
6	1-654-010055-02	SCREW 1/2-13UNCX1-1/4 CP GR5	2
7	1-654-010055-05	SCREW,HEX CAP,1/2-13UNCX2 GR5	1
8	1-654-010055-09	SCREW,HX CP,1/2-13UNCX3 GR5	2
9	1-654-010061-15	SCREW,HX CP 3/4-10UNCX5 GR5	2
10	1-654-010125-18	SCREW HEX CAP,1-8UNCX6-1/2GR8	1
11	101988	NUT,HEXSLF-LKG 7/16-14 GRB	3
12	139201	SCREW,HX CP 3/4-10UNCX5.50GR8	6
13	140599	BEARING, FLANGE 1-1/2"	2
14	141808	SCREW HX CP7/16-14UNCX3-1/2G5	3
15	166177	BRACKET, PULL CHAIN	1
16	166242	CHAIN, PULL 3/8	1
17	168739	BUSHING PIVOT 1-1/2 X 3-7/16	1
18	168764	CHAIN 17 LINK 1/4	3
19	172509	NUT,1/2-13 WIDE FLNG TOP LCK F	5
20	172673	WRAP AROUND LOCKING COTTER	2
21	185697	LINK, HARROW BAR	2
22	186193	CLAMP PLATE, SPIKE BAR	2
23	186200	MOUNT, HARROW BAR W/TABS WLDMT	1
24	186204	MOUNT, HARROW BAR	2
25	186205	PLATE, BAR CLAMP	4
26	186210	CONNECTOR, PULL CHAIN	2
27	187517	SCREW RDHD SHT SQNK5/8-11X3.00	5
28	191459	STOP, HARROW ARM	1
29	199359	ARM WLDMT REEL	1
30	2-557-010009	PIN LYNCH	1
31	208187	MOUNTING PLATE, HARROW 6-BOLT	1
32	211056	BUSHING, CLAMP 3" L	3
33	227666	ARM, HARROW 6-BOLT WLDMT	1
34	29SFFL 5811	NUT,FLANGE HEAD LOCK5/8-11UNC	5
35	8-102-010012	U BOLT	2
36	8C520	CLEVIS PIN	2

# Spike Bar Assembly 9SP

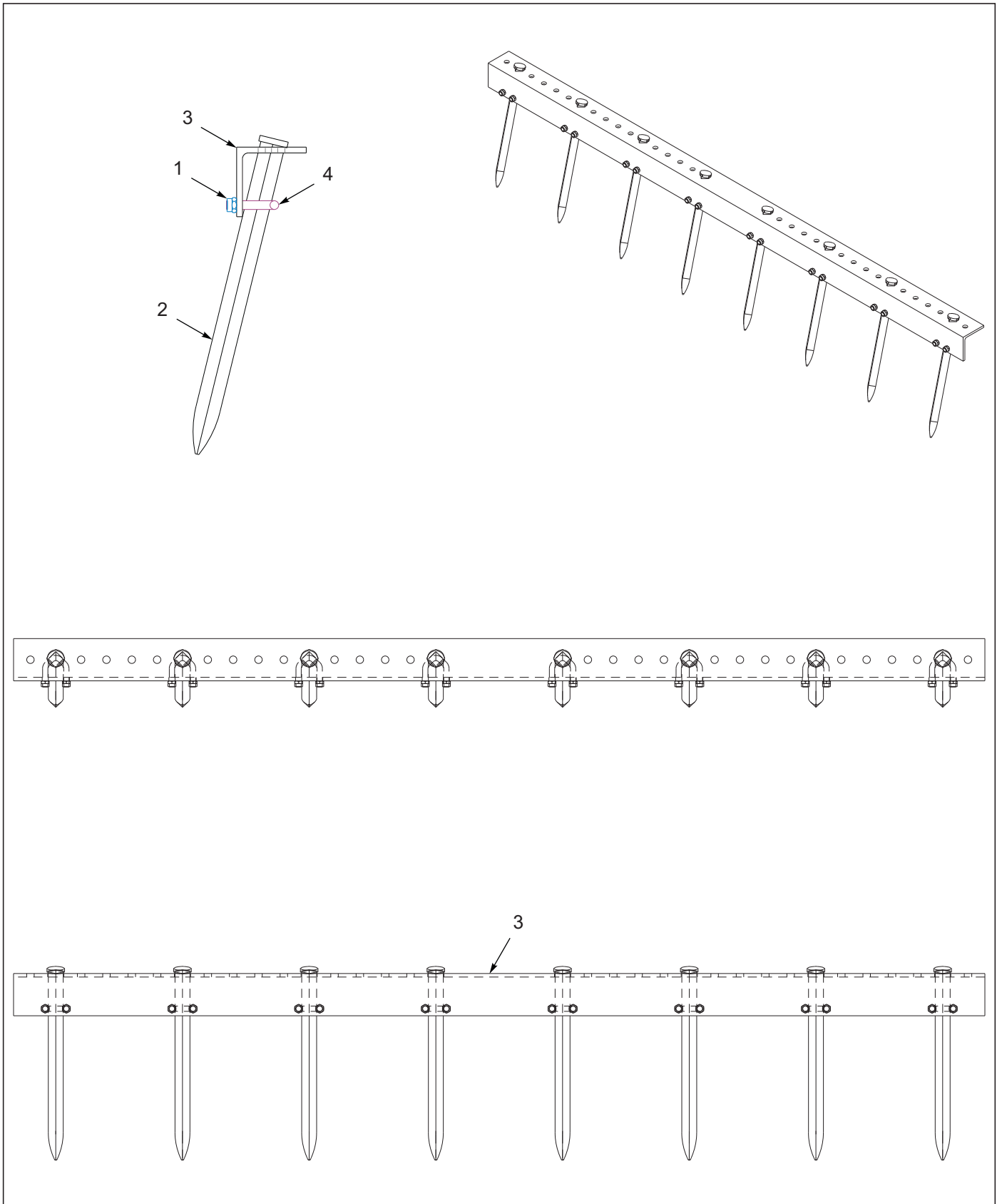


Figure 9-8: Spike Bar Assembly 9SP

## Spike Bar Assembly 9SP

ITEM	PART NUMBER	DESCRIPTION	QTY.										
--	186188	SPIKE BAR ASSY, 9 TOOTH 9 SP	*										
--	186189	SPIKE BAR ASSY, 10 TOOTH 9 SP		*									
--	186190	SPIKE BAR ASSY, 11 TOOTH 9 SP			*								
--	186191	SPIKE BAR ASSY, 12 TOOTH 9 SP				*							
--	186192	SPIKE BAR ASSY, 13 TOOTH 9 SP					*						
--	186170	SPIKE BAR ASSY, 14 TOOTH 9 SP									*		
1	1-512-010005-05	NUT, HEX, SLFLKG GRB 3/8-16	18	20	22	24	26	28					
2	166148	SPIKE, TOOTH 3/4 SQ X 14	9	10	11	12	13	14					
3	186177	SPIKE BAR, 7T 60 9SP	--	--	--	--	--	--					
3	186179	SPIKE BAR, 9T 78 9SP	1	--	--	--	--	--					
3	186180	SPIKE BAR, 10T 87 9SP	--	1	--	--	--	--					
3	186181	SPIKE BAR, 11T 96 9SP	--	--	1	--	--	--					
3	186182	SPIKE BAR, 12T 105 9SP	--	--	--	1	--	--					
3	186183	SPIKE BAR, 13T 114 9SP	--	--	--	--	1	--					
3	186169	SPIKE BAR, 14T 123 9SP	--	--	--	--	--	1					
4	8-102-010017	U-BOLT HARROW SPIKE	9	10	11	12	13	14					

## 2RS DBL Flat Reel Layout

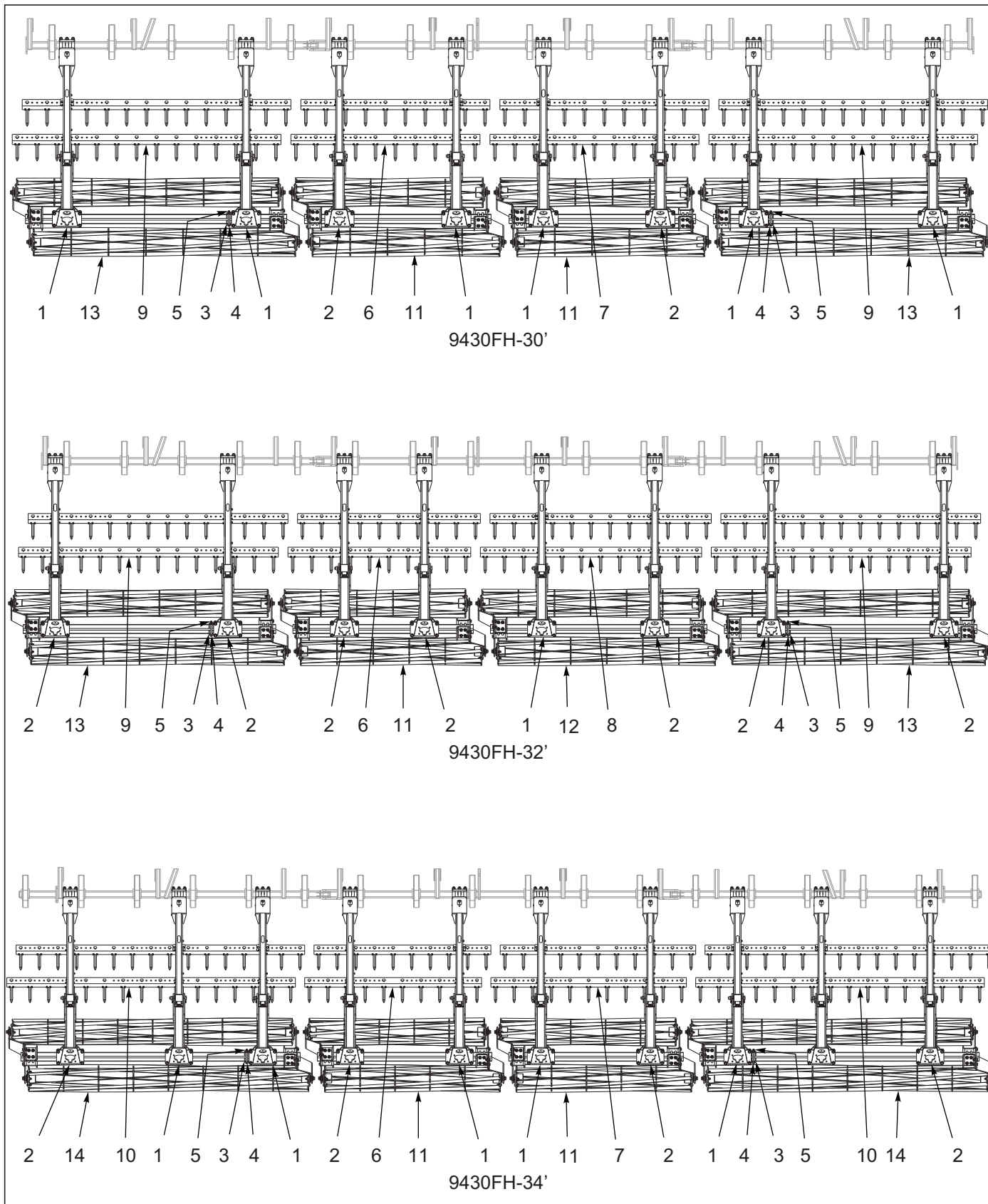


Figure 9-9: 2 RS DBL Flat Reel Layout

## 2RS DBL Flat Reel Layout

ITEM	PART NUMBER	DESCRIPTION	QTY.		
--	235397	2RS DBL FLAT REEL ASSY 30	*		
--	235398	2RS DBL FLAT REEL ASSY 32	*		
--	235399	2RS DBL FLAT REEL ASSY 34	*		
1	236687	ARM ASSY, 2RS&DBL REEL W/TABS (SEE PAGE 9-21)	6	1	6
2	236686	ARM ASSY, 2RS&DBL REEL (SEE PAGE 9-19)	2	7	4
3	191487	CLAMP, TUBE 3X3	4	4	4
4	1-654-010055-16	SCREW HEX CAP 1/2-13X5-1/2GR5	4	4	4
5	1-512-010005-09	NUT,HEX,SLFLKG, 1/2-13 GRB	4	4	4
6	236650	SPIKE BAR ASSY, 10T 76 8SP (SEE PAGE 9-25)	2	2	2
7	236651	SPIKE BAR ASSY, 11T 84 8SP (SEE PAGE 9-25)	2	--	2
8	236652	SPIKE BAR ASSY, 12T 92 8SP (SEE PAGE 9-25)	--	2	--
9	236654	SPIKE BAR ASSY, 14T 108 8SP (SEE PAGE 9-25)	4	4	--
10	236656	SPIKE BAR ASSY, 16T 124 8SP (SEE PAGE 9-25)	--	--	4
11	236682	DOUBLE FLAT REEL ASSY, 75/75 (SEE PAGE 9-23)	2	1	2
12	236683	DOUBLE FLAT REEL ASSY, 90/90 (SEE PAGE 9-23)	--	1	--
13	236684	DOUBLE FLAT REEL ASSY, 105/105 (SEE PAGE 9-23)	2	2	--
14	236685	DOUBLE FLAT REEL ASSY, 120/120 (SEE PAGE 9-23)	--	--	2

## 2RS and DBL Reel Arm Assembly

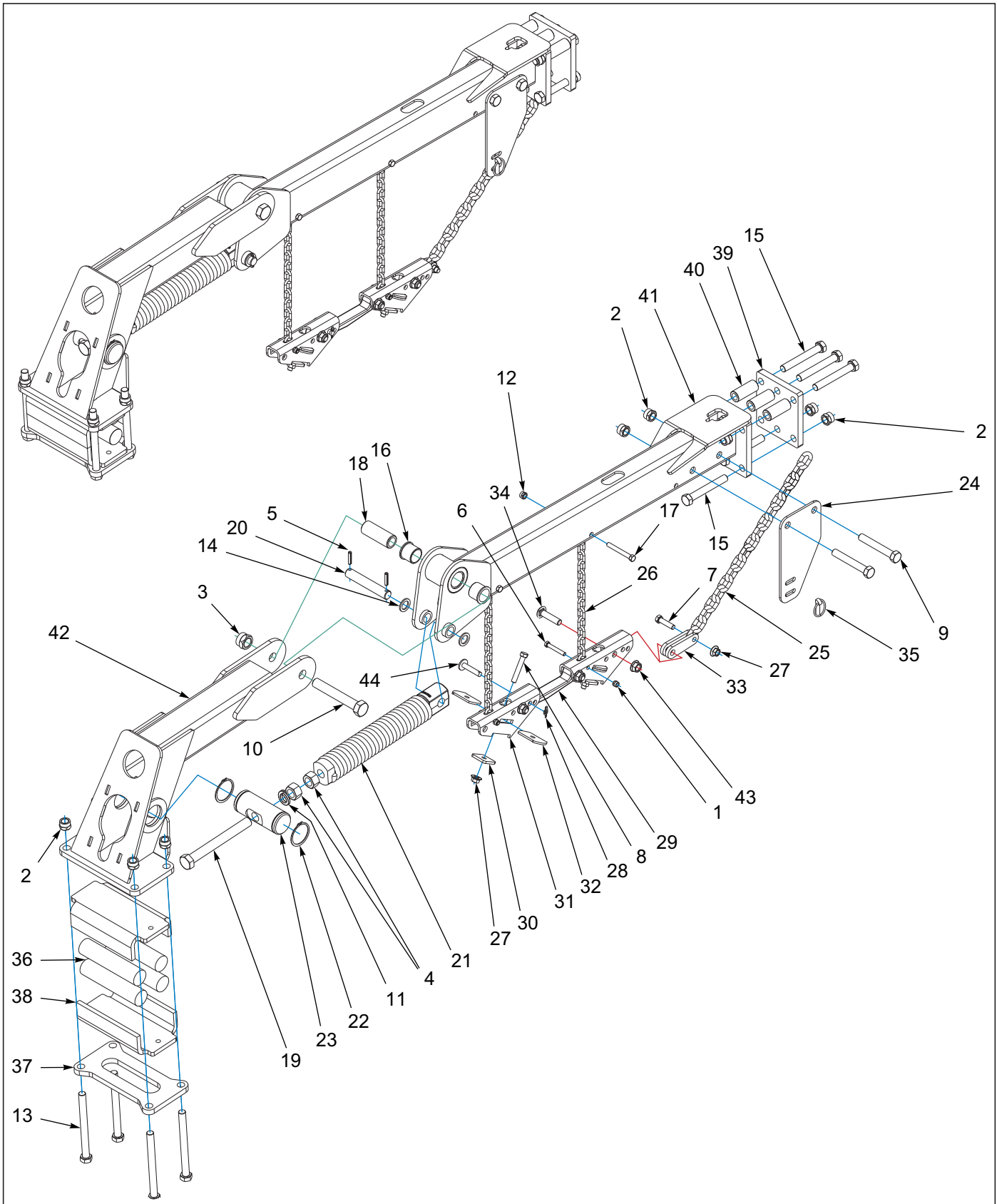


Figure 9-10: 2RS and DBL Reel Arm Assembly

## 2RS and DBL Reel Arm Assembly

ITEM	PART NUMBER	DESCRIPTION	QTY.
--	236686	ARM ASSY, 2RS&DBL REEL	
1	1-512-010005-05	NUT, HEX, SLFLKG GRB 3/8-16	2
2	1-512-010005-15	NUT,HEX,SLFLKG GRB 3/4-10	12
3	1-512-010005-19	NUT 1-8 HEX SLF-LOCKING GRB	1
4	1-512-010007-14	NUT, HEX 1-8 GR2 ZP	2
5	1-647-010004236	SPRING PIN,SLOTTED 5/16X1-1/2	2
6	1-654-010051-11	SCREW HX CP 3/8-16X2-1/2 G5ZP	2
7	1-654-010055-05	SCREW,HEX CAP,1/2-13UNCX2 GR5	1
8	1-654-010055-09	SCREW,HX CP,1/2-13UNCX3 GR5	2
9	1-654-010061-15	SCREW,HX CP 3/4-10UNCX5 GR5	2
10	1-654-010125-18	SCREW HEX CAP,1-8UNCX6-1/2GR8	1
11	1-861-010034-21	WASHER, LKG HEL SPRG 1IN	1
12	101988	NUT,HEXSLF-LKG 7/16-14 GRB	2
13	107491	SCREW HX CP 3/4-10X8-1/2 GR8	4
14	117957	MACHINERY BUSHING,ZINC PLATED	2
15	139201	SCREW,HX CP 3/4-10UNCX5.50GR8	6
16	140599	BEARING, FLANGE 1-1/2"	2
17	141808	SCREW HX CP7/16-14UNCX3-1/2G5	2
18	152209	BUSHING, PIVOT 1-1/2	1
19	152210	BOLT, ADJ, 1 X 9	1
20	154392	PIN, PIVOT	1
21	158795	SPRING ASSY, 17"	1
22	158896	SNAP RING, 2-1/2 SHAFT	2
23	158897	PIN, ADJUSTMENT	1
24	166177	BRACKET, PULL CHAIN	1
25	166242	CHAIN, PULL 3/8	1
26	168764	CHAIN 17 LINK 1/4	2
27	172509	NUT,1/2-13 WIDE FLNG TOP LCK F	3
28	172673	WRAP AROUND LOCKING COTTER	1
29	185697	LINK, HARROW BAR	1
30	186193	CLAMP PLATE, SPIKE BAR	2
31	186204	MOUNT, HARROW BAR	2
32	186205	PLATE, BAR CLAMP	4
33	186210	CONNECTOR, PULL CHAIN	2
34	187517	SCREW RDHD SHT SQNK5/8-11X3.00	3
35	2-557-010009	PIN LYNCH	1
36	203525	SPRING-TORSION, RUBBER, 1-3/4	4
37	204510	PLATE GANGBAR MOUNT	1
38	204511	TUBE, CLAMP	2
39	208187	MOUNTING PLATE, HARROW 6-BOLT	1
40	211056	BUSHING, CLAMP 3" L	3
41	235386	ARM, HARROW 6-BOLT WLDMT	1
42	235388	ARM, REEL WLDMT	1
43	29SFFL 5811	NUT,FLANGE HEAD LOCK5/8-11UNC	3
44	8C520	CLEVIS PIN	1

## 2RS and DBL Reel W/Tabs Arm Assembly

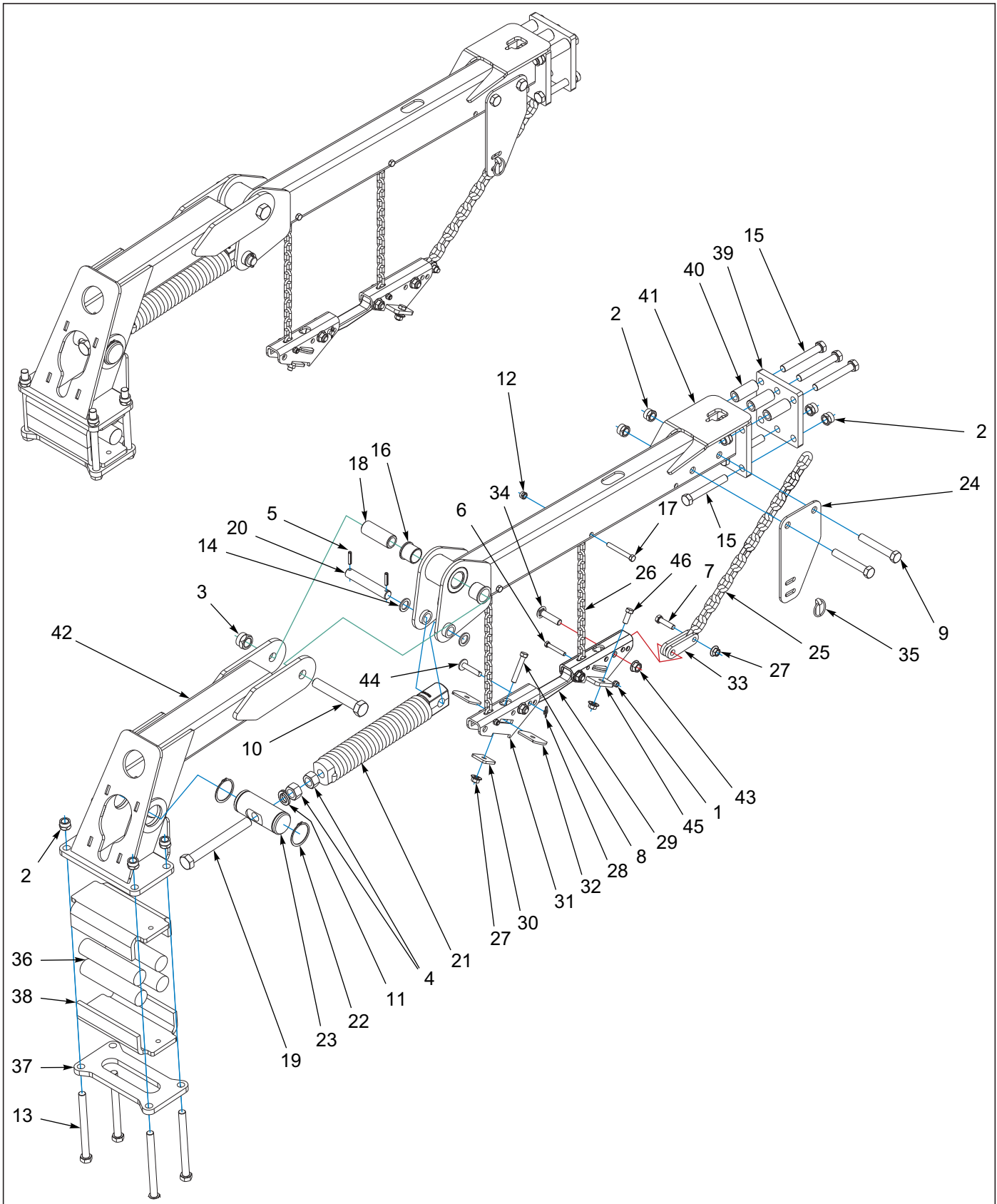


Figure 9-11: 2RS and DBL Reel W/Tabs Arm Assembly



## 2RS and DBL Reel W/Tabs Arm Assembly

ITEM	PART NUMBER	DESCRIPTION	QTY.
--	236687	ARM ASSY, 2RS&DBL REEL W/TABS	
1	1-512-010005-05	NUT, HEX, SLFLKG GRB 3/8-16	2
2	1-512-010005-15	NUT,HEX,SLFLKG GRB 3/4-10	12
3	1-512-010005-19	NUT 1-8 HEX SLF-LOCKING GRB	1
4	1-512-010007-14	NUT, HEX 1-8 GR2 ZP	2
5	1-647-010004236	SPRING PIN,SLOTTED 5/16X1-1/2	2
6	1-654-010051-11	SCREW HX CP 3/8-16X2-1/2 G5ZP	2
7	1-654-010055-05	SCREW,HEX CAP,1/2-13UNCX2 GR5	1
8	1-654-010055-09	SCREW,HX CP,1/2-13UNCX3 GR5	1
9	1-654-010061-15	SCREW,HX CP 3/4-10UNCX5 GR5	2
10	1-654-010125-18	SCREW HEX CAP,1-8UNCX6-1/2GR8	1
11	1-861-010034-21	WASHER, LKG HEL SPRG 1IN	1
12	101988	NUT,HEXSLF-LKG 7/16-14 GRB	2
13	107491	SCREW HX CP 3/4-10X8-1/2 GR8	4
14	117957	MACHINERY BUSHING,ZINC PLATED	2
15	139201	SCREW,HX CP 3/4-10UNCX5.50GR8	6
16	140599	BEARING, FLANGE 1-1/2"	2
17	141808	SCREW HX CP7/16-14UNCX3-1/2G5	2
18	152209	BUSHING, PIVOT 1-1/2	1
19	152210	BOLT, ADJ, 1 X 9	1
20	154392	PIN, PIVOT	1
21	158795	SPRING ASSY, 17"	1
22	158896	SNAP RING, 2-1/2 SHAFT	2
23	158897	PIN, ADJUSTMENT	1
24	166177	BRACKET, PULL CHAIN	1
25	166242	CHAIN, PULL 3/8	1
26	168764	CHAIN 17 LINK 1/4	2
27	172509	NUT,1/2-13 WIDE FLNG TOP LCK F	4
28	172673	WRAP AROUND LOCKING COTTER	1
29	185697	LINK, HARROW BAR	1
30	186193	CLAMP PLATE, SPIKE BAR	1
31	186204	MOUNT, HARROW BAR	1
32	186205	PLATE, BAR CLAMP	2
33	186210	CONNECTOR, PULL CHAIN	2
34	187517	SCREW RDHD SHT SQNK5/8-11X3.00	3
35	2-557-010009	PIN LYNCH	1
36	203525	SPRING-TORSION, RUBBER, 1-3/4	4
37	204510	PLATE GANGBAR MOUNT	1
38	204511	TUBE, CLAMP	2
39	208187	MOUNTING PLATE, HARROW 6-BOLT	1
40	211056	BUSHING, CLAMP 3" L	3
41	235386	ARM, HARROW 6-BOLT WLDMT	1
42	235388	ARM, REEL WLDMT	1
43	29SFFL 5811	NUT,FLANGE HEAD LOCK5/8-11UNC	3
44	8C520	CLEVIS PIN	1
45	186200	MOUNT, HARROW BAR W/TABS WLDMT	1
46	1-654-010055-02	SCREW 1/2-13UNCX1-1/4 CP GR5	2

# Double Flat Reel Assembly

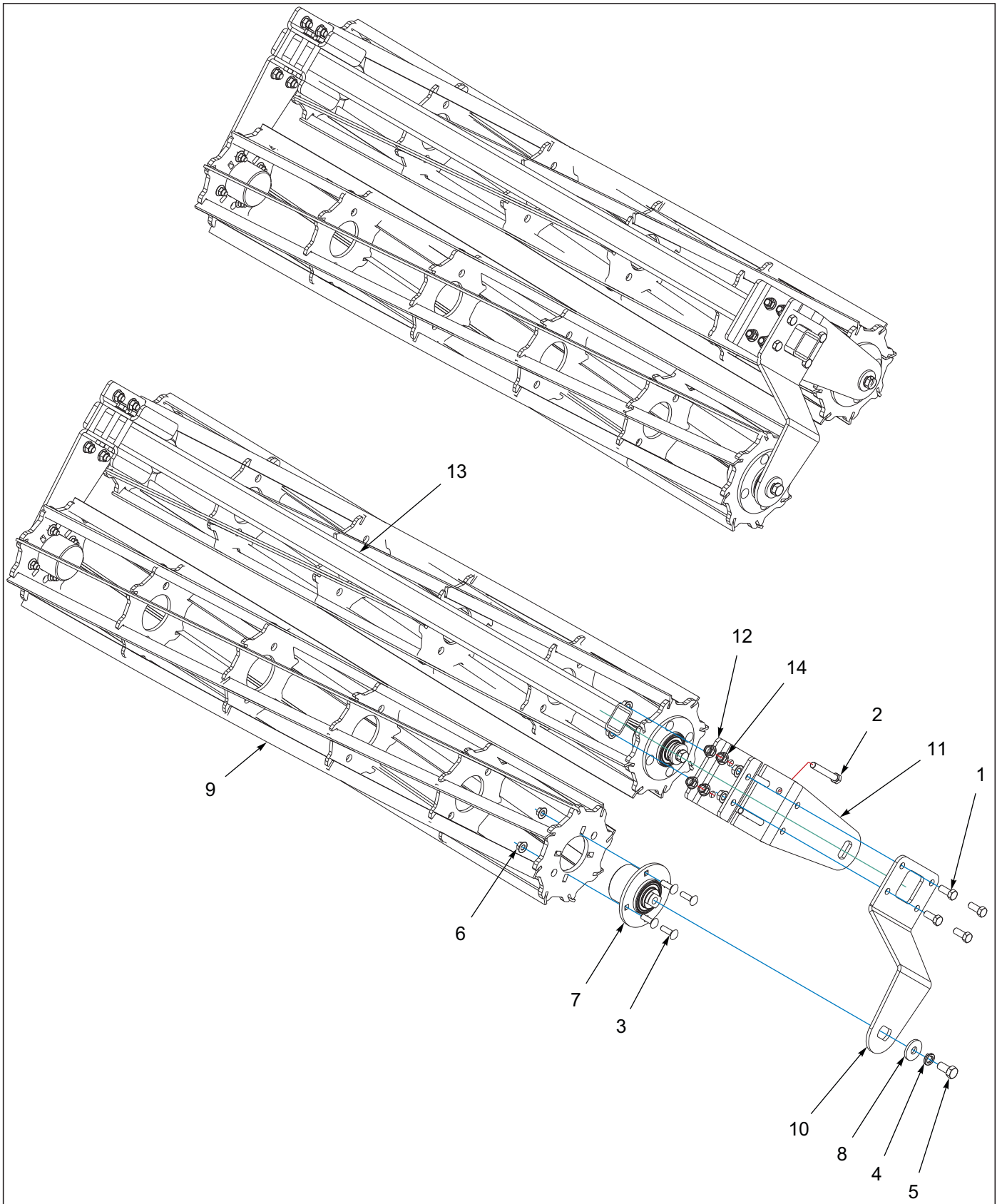


Figure 9-12: Double Flat Reel Assembly

## Double Flat Reel Assembly

ITEM	PART NUMBER	DESCRIPTION	QTY.			
--	236682	DOUBLE FLAT REEL ASSY, 75/75	*			
--	236683	DOUBLE FLAT REEL ASSY, 90/90		*		
--	236684	DOUBLE FLAT REEL ASSY, 105/105			*	
--	236685	DOUBLE FLAT REEL ASSY, 120/120				*
1	1-654-010059-03	SCREW 5/8-11UNCX1-1/2 HXCP G5	8	8	8	8
2	1-654-010059-14	SCREW HX CP,5/8-11UNCX4-1/2G5	8	8	8	8
3	1-654-010070-04	SCREW RDHD SQNK 1/2-13X1-3/4	16	16	16	16
4	1-861-010034-17	WASHER,LKG,HLCL SPR,3/4	4	4	4	4
5	108705	SCREW,HEXCAP,3/4-10X1-1/2 GR8	4	4	4	4
6	172509	NUT,1/2-13 WIDE FLNG TOP LCK F	16	16	16	16
7	200222	HUB ASSY REEL	4	4	4	4
8	200259	WASHER, 3/4 HEAVY - 2-1/4	4	4	4	4
9	200297	REEL, 12" DIA X 75" FLAT WLDMT	2	--	--	--
9	200298	REEL, 12" DIA X 90" FLAT WLDMT	--	2	--	--
9	200299	REEL,12" DIA X 105" FLAT WLDMT	--	--	2	--
9	209641	REEL, 12 DIA X 120" FLAT WLDMT	--	--	--	2
10	236644	BEARING MOUNT, OFFSET	2	2	2	2
11	236645	BEARING MOUNT, REEL	2	2	2	2
12	236660	CLAMP, REEL BEARING MOUNT	2	2	2	2
13	236662	GANG BAR, DOUBLE REEL 75	1	--	--	--
13	236663	GANG BAR, DOUBLE REEL 90	--	1	--	--
13	236664	GANG BAR, DOUBLE REEL 105	--	--	1	--
13	236665	GANG BAR, DOUBLE REEL 120	--	--	--	1
14	29SFFL 5811	NUT,FLANGE HEAD LOCK5/8-11UNC	16	16	16	16

# Spike Bar Assembly 8SP

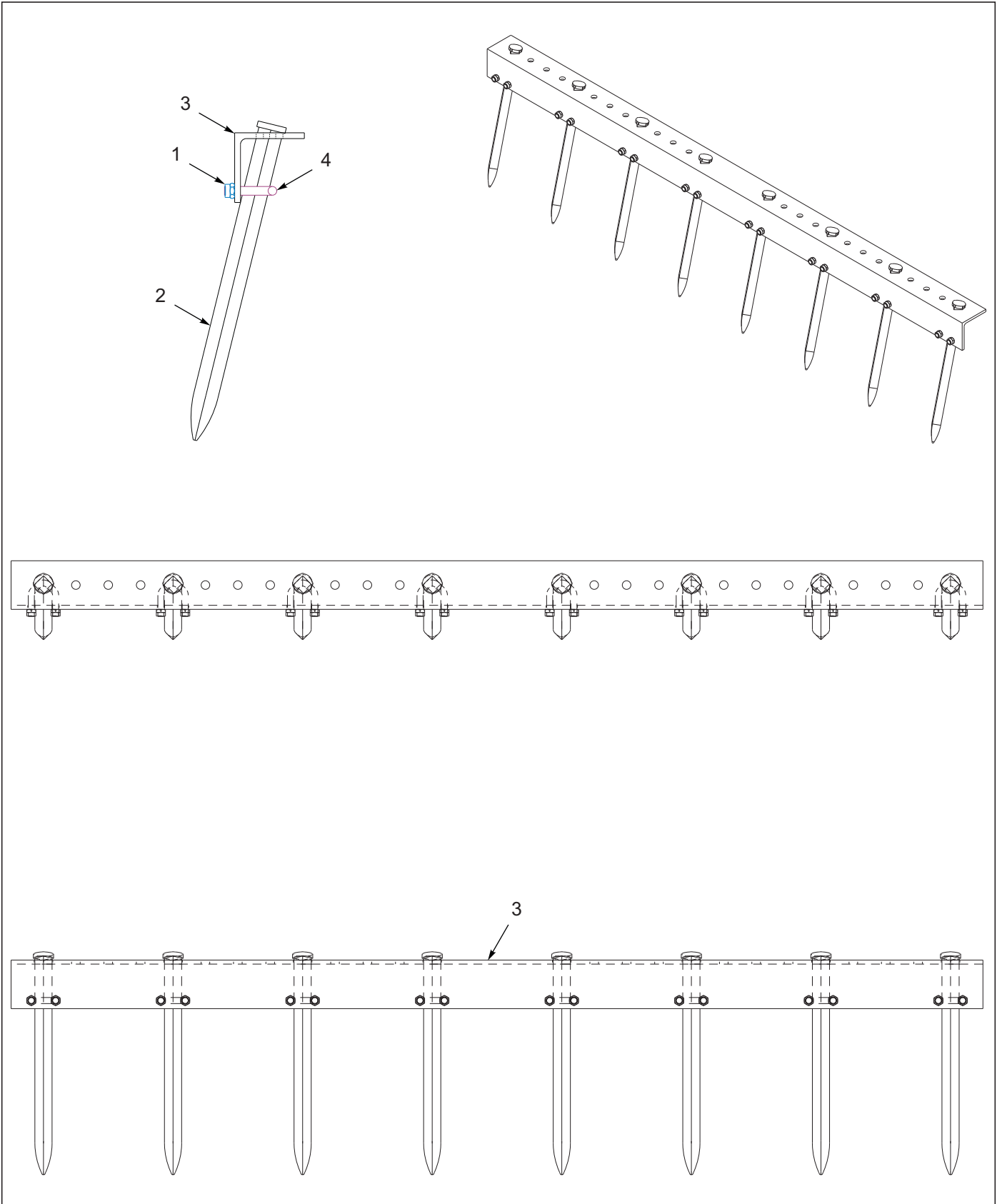


Figure 9-13: Spike Bar Assembly 8SP

## Spike Bar Assembly 8SP

ITEM	PART NUMBER	DESCRIPTION	QTY.					
--	236650	SPIKE BAR ASSY, 10T 76 8SP	*					
--	236651	SPIKE BAR ASSY, 11T 84 8SP		*				
--	236652	SPIKE BAR ASSY, 12T 92 8SP			*			
--	236654	SPIKE BAR ASSY, 14T 108 8SP				*		
--	236656	SPIKE BAR ASSY, 16T 124 8SP					*	
1	1-512-010005-05	NUT, HEX, SLFLKG GRB 3/8-16	20	22	24	28	32	
2	166148	SPIKE, TOOTH 3/4 SQ X 14	10	11	12	14	16	
3	236670	SPIKE BAR, 10T 76 8SP	1	--	--	--	--	
3	236671	SPIKE BAR, 11T 84 8SP	--	1	--	--	--	
3	236672	SPIKE BAR, 12T 92 8SP	--	--	1	--	--	
3	236674	SPIKE BAR, 14T 108 8SP	--	--	--	1	--	
3	236676	SPIKE BAR, 16T 124 8SP	--	--	--	--	1	
4	8-102-010017	U-BOLT HARROW SPIKE	10	11	12	14	16	

# Rear Tow Hitch Assembly

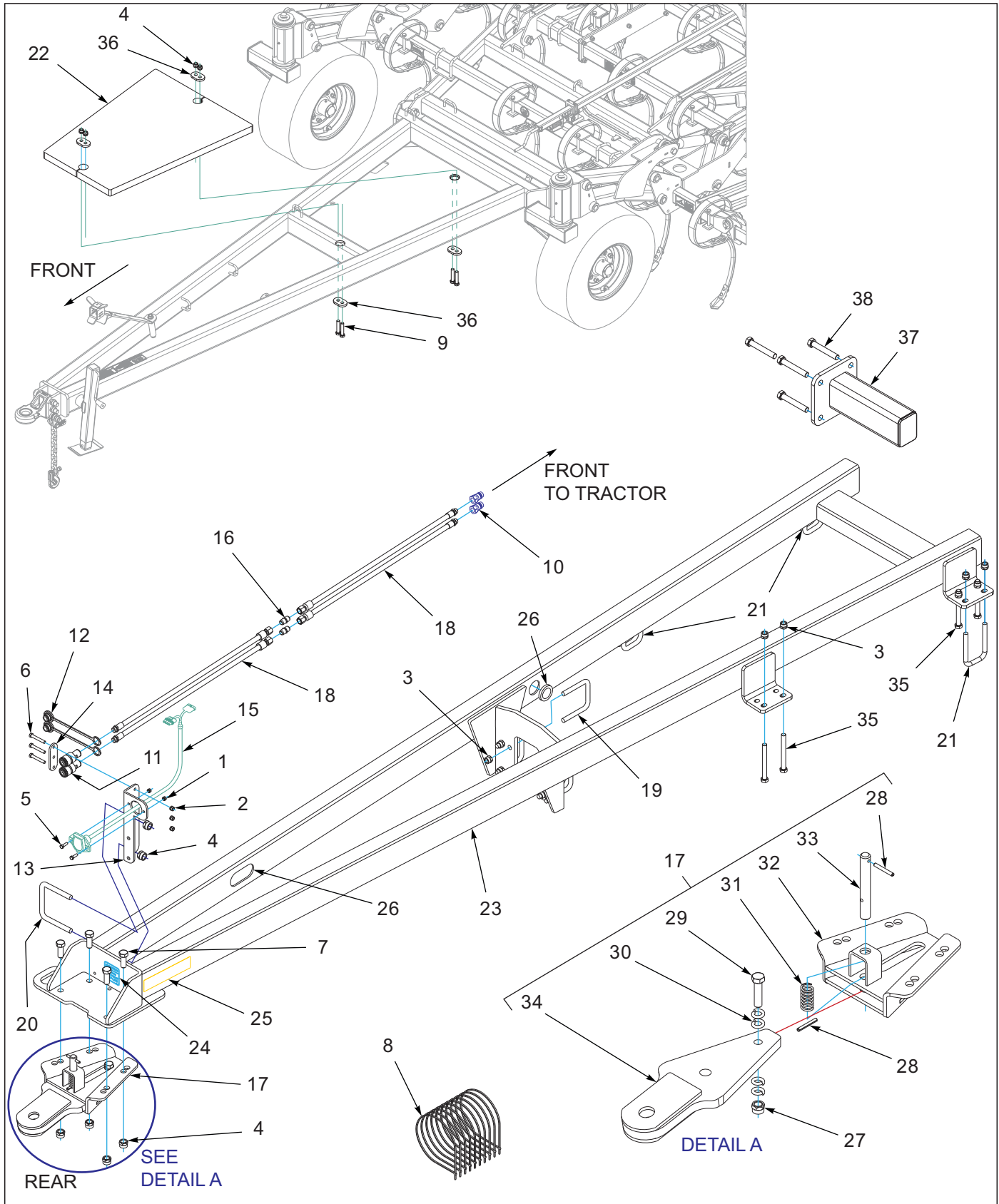


Figure 9-14: Rear Tow Hitch Assembly

## Rear Tow Hitch Assembly

ITEM	PART NUMBER	DESCRIPTION	QTY.
--	235326	REAR TOW HITCH ASSY, 9400FH	
1	1-512-010005-03	NUT HEX SLFLKG GRB 5/16-18	2
2	1-512-010005-05	NUT, HEX, SLFLKG GRB 3/8-16	3
3	1-512-010005-13	NUT,HEX SLFLKG GRB 5/8-11	22
4	1-512-010005-15	NUT,HEX,SLFLKG GRB 3/4-10	6
5	1-654-010049-05	SCREW HX CP 5/16-18UNCX1 GR5	2
6	1-654-010051-11	SCREW HX CP 3/8-16X2-1/2 G5ZP	3
7	1-654-010061-05	SCREW,HHC,3/4-10UNCX2,GR5,ZP	4
8	105874	TIE,STRAP PLSTC 21.5-24X.301	10
9	W908406-4	SCREW 3/4-10X4-1/2 HEX HD CAP	4
10	141828	COUPLER,MALE 3/4-16 O-RING	2
11	142668	COUPLER FEMALE 3/4-16 O-RING	2
12	142669	PLUG, COUPLER DUST	2
13	142670	BRACKET COUPLER MOUNT	1
14	142671	PLATE, COUPLER	1
15	143871	HARNESS, TANDEM ADAPTER	1
16	148338	FITTING, UNION SAE 37 8X8	2
17	191456	HITCH ASSY, REAR TOW 1-1/2HOLE <b>(INCLUDES ITEMS 27-34)</b>	1
18	208291	HOSE ASSY 3/8X244, #8JICX#8OR	4
19	2-102-010004	BOLT U STANDARD GAUGE WHEEL	4
20	2-102-010039	U-BOLT, DISC BEARING BRKT	1
21	2-102-010054	U-BOLT	5
22	227665	PLATE, WEIGHT HITCH	1
23	231484	HITCH, REAR TOW WLDMT	1
24	231488	DECAL, MAXIMUM HITCH WEIGHT	1
25	528934	REFLECTOR - YELLOW	2
26	1-822-010001	TRIM 1350 3/8BLK FINE PEBBLE <b>(CUT TO LENGTH)</b>	2
27	1-512-010005-15	NUT,HEX,SLFLKG GRB 3/4-10	1
28	1-647-010004240	PIN,SPRING,SLOTTED,5/16X2-1/2	2
29	1-654-010061-09	SCREW HX CP 3/4-10UNCX3 GR5	1
30	1-861-010034-17	WASHER,LKG,HLCL SPR,3/4	4
31	162191	SPRING, COMP 1.218 X 2.5	1
32	168768	MOUNT WLDMT REAR TOW HITCH	1
33	168773	PIN REAR TOW HITCH	1
34	183952	HITCH WLDMT REAR TOW RIGID	1
35	1-654-010059-17	SCREW,HX CP,5/8-11UNCX6 GR5	4
36	176766	PLATE, WEIGHT LOCK	4
37	240688	EXTENSION, SHANK 12" OFFSET	1
38	1-654-010059-13	SCREW HEX CAP 5/8-11X4UNC GR5	4

# Spare Tire Assembly

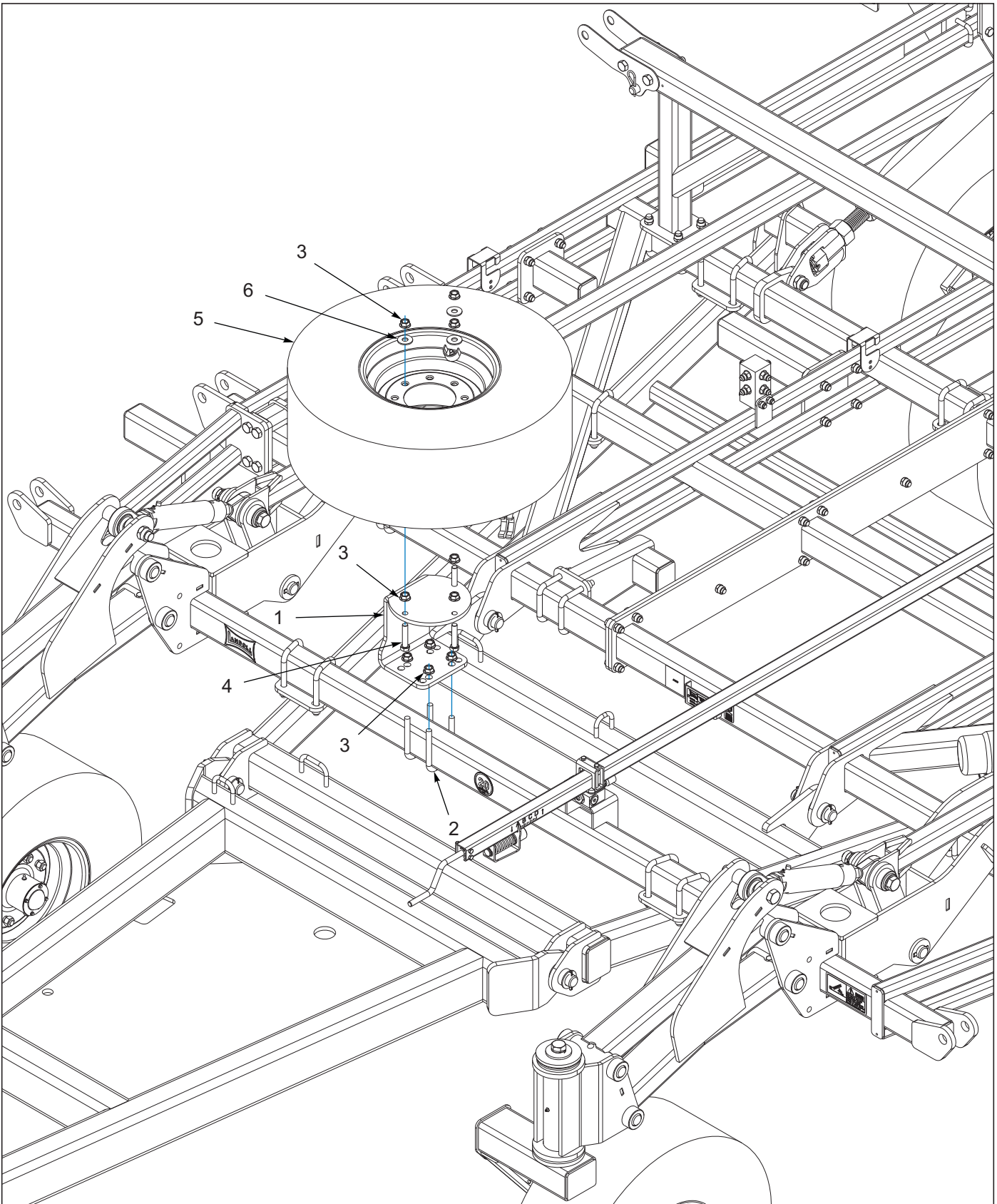


Figure 9-15: Spare Tire Assembly



## Spare Tire Assembly

ITEM	PART NUMBER	DESCRIPTION	QTY.
--	243703	SPARE ASSY,320 TIRE 8-BOLT 4X3	
1	208213	MOUNT, TIRE 8-BOLT	1
2	2-102-010054	U-BOLT	2
3	29SFFL 5811	NUT,FLANGE HEAD LOCK5/8-11UNC	10
4	164147	SCREW HX CAP5/8-11X3 2-1/2THD	3
5	184708	TIRE ASSY,320/70R15,8 BOLTWHL	1
6	1-861-010032-19	WASHER, FLAT 5/8 W ZP/CD	3

# Glossary

For clarity this glossary of industry standard abbreviations and their definitions are provided. For additional information, see instruction on the inside front cover or the last page of this manual.

## A

**ASM** ..... Assembly

## B

**BATT** ..... Battery  
**BHSC** ..... Button Head Socket Cap  
**BLK** ..... Black

## C

**CB** ..... Carriage Bolt  
**CONN** ..... Connector  
**CRG** ..... Carriage  
**CTSK** ..... Countersunk  
**CTWT** ..... Counterweight  
**CVR** ..... Cover  
**CYD** ..... Cylinder

## D

**DBL** ..... Double  
**DIA** ..... Diameter

## E

**ENCLSD** ..... Enclosed

## F

**FHCS** ..... Flanged Head Cap Screw  
**FHHCS** ..... Flanged Hex Head Cap Screw  
**FL OR FLG** ..... Flange  
**FLT** ..... Flat

## G

**GA** ..... Gauge

## H

**HHCS** ..... Hex Head Cap Screw  
**HCS** ..... High Carbon Steel  
**HD** ..... Head  
**HLCL** ..... Helical  
**HCSKT** ..... Hex Socket  
**HSFC** ..... Hex Socket Flat Countersunk  
**HYD** ..... Hydraulic

## I

**ID** ..... Inside Diameter

## L

**LH** ..... Lefthand  
**LKG OR LOCK** ..... Locking  
**LWR** ..... Lower

## M

**MANF** ..... Manifold  
**MNT** ..... Mount

## N

**NRW** ..... Narrow  
**NSS** ..... Not Serviced Separately

## O

**OD** ..... Outside Diameter  
**OHG** ..... Overhead Guard  
**ORFS OR ORS** ..... O-Ring Seal  
**ORP OR ORB** ..... O-Ring Boss

## P

**P-STEER** ..... Power Steering  
**PTFE** ..... Polytetrafluoroethylene (Teflon)

**R**

---

**RH** ..... Righthand  
**RND** ..... Round

**S**

---

**SER** ..... Series  
**SHCS** ..... Socket Head Cap Screw  
**SHLD** ..... Shield  
**SKT** ..... Socket  
**SLFLKG** ..... Selflocking  
**SOC** ..... Socket  
**SPDT** ..... Single Pole Double Throw  
**SPR** ..... Spring

**SQ** ..... Square  
**SRTD** ..... Serrated  
**SSCR** ..... Setscrew  
**SST** ..... Stainless Steel  
**STD** ..... Standard

**U**

---

**UPR** ..... Upper

**W**

---

**WHL** ..... Wheel  
**WLD OR WLDMT** ..... Weldment

### Index

#### Numerics

0600-250-01250	3-14	139201	2-2, 3-6, 9-4, 9-12, 9-14, 9-20, 9-22
0600-375-01500	1-8, 3-7	1-397-010301208	5-2
100000362	6-3	1-397-010369036	5-4
1-007-010025	5-5	140470	1-4, 5-2, 6-1
100823	3-14	140471	3-2, 5-2, 6-2
100856	1-6, 2-2, 3-6	140547	3-2, 3-6
101988	3-2, 3-12, 9-12, 9-14, 9-20, 9-22	140548	1-4, 2-2
102498	2-8, 3-10	140554	3-10
102600	1-4, 2-2, 2-8	140599	1-6, 3-6, 9-4, 9-12, 9-14, 9-20, 9-22
102604	2-8, 3-10	140645	3-10
103841	2-2	140647	2-2, 2-4
104358	1-4	141109	1-2
105874	7-4, 9-28	141236	3-10
107491	9-20, 9-22	141238	3-10
1-076-010007	3-10	141244	3-2, 3-16
1-076-010010	3-10	141247	2-2
108628	1-10	141249	2-2
108705	9-10, 9-24	141250	2-4
111789	6-1, 6-2, 6-3	141251	1-6, 3-6
111871	6-2	141259	8-4
111962	2-8	141260	8-4
116100	3-2, 3-16	141274	1-4
116489	5-2	141301	6-1, 6-2
116490	5-4	141594	5-2, 5-4, 5-5
117259	5-4	141597	8-4
117957	1-4, 9-20, 9-22	141777	9-12
119118	1-4, 3-2	141807	2-2
122911	5-2	141808	9-12, 9-14, 9-20, 9-22
122917	1-10	141809	3-2, 3-12
127712	1-4, 1-6, 3-2, 3-6	141826	5-4
129263	9-10	141828	5-2, 5-4, 9-28
1-298-010001-1	1-7, 1-8, 2-3, 2-6, 3-7, 3-8, 3-12, 3-14	141866	3-10
130052	1-7, 3-8	141882	5-2
		142103	6-2
		142109	6-1

---

142110	6-1, 6-2	151528	2-6, 3-12
142111	6-1	1-516-010001-20	2-8, 3-10
142112	6-1, 6-2	1-516-010001-27	1-6, 3-6
142114	6-1	152209	9-20, 9-22
142116	6-2	152210	9-4, 9-12, 9-20, 9-22
142189	2-4	153621	5-2
142194	2-4	153696	2-2
142650	3-2, 3-6	153803	3-14
142668	9-28	153843	5-4
142669	9-28	154392	9-20, 9-22
142670	9-28	154994	9-6
142671	9-28	154995	9-6
143066	3-10	154997	9-6
143853	5-2	154998	9-6
143871	9-28	155005	9-6
143994	6-1, 6-2	155523	8-4
144048	1-10	155528	5-2
144115	1-6, 3-6	155529	5-4
144183	1-2	1-557-010362-51	2-8, 3-10
144193	8-4	1-557-010403	1-4
144325	9-4	155927	9-6
147072	9-4	155956	9-6
147582	5-4	155971	9-6
148338	5-2, 9-28	156010	8-4
150076	1-2	156777	9-6
1-510-010003-09	9-6	156778	9-6
1-512-010005-01	1-2, 2-2, 3-16, 7-4	156779	9-6
1-512-010005-03	1-6, 1-10, 9-28	156785	9-4, 9-12
1-512-010005-05	1-2, 1-4, 3-3, 9-12, 9-14, 9-16, 9-20, 9-22, 9-26, 9-28	156950	2-2
1-512-010005-09	1-2, 1-4, 2-6, 3-12, 7-4, 9-6, 9-18	156973	2-8
1-512-010005-13	1-2, 1-4, 1-6, 3-2, 3-6, 3-16, 7-4, 9-4, 9-10, 9-12, 9-14, 9-28	156979	2-8
1-512-010005-15	1-2, 1-4, 1-6, 2-2, 3-2, 3-6, 9-4, 9-12, 9-14, 9-20, 9-22, 9-28	156992	1-4, 3-2
1-512-010005-19	1-4, 1-6, 2-2, 3-2, 3-6, 9-4, 9-12, 9-14, 9-20, 9-22	1-573-010006	8-4
1-512-010007-07	2-2	158795	9-20, 9-22
1-512-010007-14	9-4, 9-12, 9-20, 9-22	158843	3-14
		158844	1-6, 3-6, 3-14
		158896	9-4, 9-12, 9-20, 9-22
		158897	9-4, 9-12, 9-20, 9-22

---

159557	3-14	1-647-010004221	9-4, 9-12
159569	5-2	1-647-010004236	9-20, 9-22
159954	1-8, 3-7	1-647-010004240	1-6, 2-2, 3-3, 3-16, 9-28
15G816ER	1-7, 3-8	1-647-010004257	1-8, 3-7
161531	1-4	165236	1-4
162191	9-28	165257	1-6
162845	1-4, 3-2	165259	1-10
1-630-010021-03	1-10	165260	1-10
164124	1-4	165265	1-6
164134	7-4	1-654-010047-06	1-2, 2-2, 3-16, 7-4
164135	7-4	1-654-010047-07	7-4
164138	7-4	1-654-010047-08	7-4
164139	7-4	1-654-010049-05	9-28
164140	7-4	1-654-010051-06	1-4
164142	3-16	1-654-010051-11	9-12, 9-14, 9-20, 9-22, 9-28
164147	9-30	1-654-010051-12	1-2, 3-3
164174	1-6, 2-2	1-654-010055-02	9-12, 9-14, 9-22
164175	1-4, 3-2	1-654-010055-03	9-4
164178	1-6, 2-2	1-654-010055-05	9-12, 9-14, 9-20, 9-22
164186	1-4	1-654-010055-09	9-12, 9-14, 9-20, 9-22
164200	3-2	1-654-010055-10	2-6, 3-12
164201	1-2, 3-2	1-654-010055-11	1-2
164215	1-2	1-654-010055-14	1-2, 1-4, 2-6, 9-6
164216	1-2	1-654-010055-16	9-18
164219	3-2	1-654-010059-03	9-24
164220	3-2	1-654-010059-04	4-2
164256	3-2	1-654-010059-05	1-2, 1-4, 3-2
164277	1-4, 3-2	1-654-010059-07	3-16
164293	9-4	1-654-010059-09	1-6
164295	1-2, 3-3	1-654-010059-11	1-2, 3-3
164315	9-6	1-654-010059-13	1-4, 3-2, 9-28
164318	9-6	1-654-010059-14	9-4, 9-24
164319	9-6	1-654-010059-16	4-2, 9-4
164320	9-6	1-654-010059-17	9-28
164321	9-6	1-654-010061-05	1-4, 9-28
164323	9-6	1-654-010061-09	1-6, 3-6, 9-28
164349	3-10	1-654-010061-15	9-4, 9-12, 9-14, 9-20, 9-22
164352	3-2, 3-10, 3-12	1-654-010061-16	3-3

1-654-010061-19	2-2	171010	1-4
1-654-010065-08	1-4, 3-2	171011	1-4
1-654-010065-13	1-4	171070	1-4, 3-2
1-654-010065-15	3-2	171556	1-6
1-654-010070-02	9-6	172509	9-10, 9-12, 9-14, 9-20, 9-22, 9-24
1-654-010070-04	9-10, 9-24	172673	9-4, 9-12, 9-14, 9-20, 9-22
1-654-010070-11	9-6	172674	9-12
1-654-010070-13	9-6	172677	9-4, 9-12
1-654-010070-14	9-6	172678	9-12
1-654-010080-2	3-14	173850	2-6, 3-12
1-654-010125-18	9-4, 9-12, 9-14, 9-20, 9-22	174435	7-4
1-654-010125-22	2-2	174436	7-4
166148	9-16, 9-26	174437	7-4
166156	3-2	174438	7-4
166177	9-12, 9-14, 9-20, 9-22	174439	7-4
166242	9-12, 9-14, 9-20, 9-22	174526	9-10
166253	1-2, 5-4	174532	9-10
166336	9-6	174708	1-10
166340	9-10	176601	7-4
166341	9-10	176602	7-4
166342	9-10	176604	7-4
166343	9-10	176625	9-4
166344	9-10	176766	9-28
166717	1-10	177030	2-2
167575	3-16, 5-4, 6-3	181801	5-2
167618	5-4	1-822-010001	1-4, 3-3, 9-28
168739	9-4, 9-12, 9-14	182289	1-10
168753	9-4	183952	9-28
168762	9-4	184708	1-4, 2-2, 9-30
168764	9-12, 9-14, 9-20, 9-22	185697	9-12, 9-14, 9-20, 9-22
168768	9-28	185757	9-10
168773	9-28	1-861-010005	2-8
168787	3-2	1-861-010032-14	9-4
168859	2-8	1-861-010032-15	9-6
169549	6-3	1-861-010032-19	9-4, 9-30
169550	6-3	1-861-010032-24	2-2, 9-4, 9-12
169552	6-3	1-861-010034-17	9-10, 9-24, 9-28
170870	9-6	1-861-010034-21	2-6, 3-12, 9-12, 9-20, 9-22

186169 .....	9-16	200218 .....	9-10
186170 .....	9-8, 9-16	200221 .....	9-10
186177 .....	9-16	200222 .....	9-10, 9-24
186179 .....	9-16	200238 .....	9-10
186180 .....	9-16	200254 .....	9-2, 9-8, 9-10
186181 .....	9-16	200255 .....	9-2, 9-8, 9-10
186182 .....	9-16	200256 .....	9-2, 9-8, 9-10
186183 .....	9-16	200257 .....	9-2, 9-8, 9-10
186188 .....	9-8, 9-16	200259 .....	9-10, 9-24
186189 .....	9-8, 9-16	200297 .....	9-24
186190 .....	9-16	200298 .....	9-24
186191 .....	9-8, 9-16	200299 .....	9-24
186192 .....	9-8, 9-16	200829 .....	2-2
186193 .....	9-12, 9-14, 9-20, 9-22	202702-10-8S .....	5-2
186200 .....	9-12, 9-14, 9-22	202702-8-8S .....	5-2, 5-4, 5-5
186204 .....	9-12, 9-14, 9-20, 9-22	203467 .....	1-6, 5-2
186205 .....	9-12, 9-14, 9-20, 9-22	203525 .....	9-20, 9-22
186210 .....	9-12, 9-14, 9-20, 9-22	203596 .....	5-4
187163 .....	2-6, 3-12	204384 .....	3-2, 3-6
187166 .....	2-6, 3-12	204385 .....	1-4, 2-2
187517 .....	9-12, 9-14, 9-20, 9-22	204510 .....	9-20, 9-22
189451 .....	2-2, 2-3	204511 .....	9-20, 9-22
189453 .....	2-3	2061-8-8S .....	5-2, 5-5
189454 .....	2-3	2062-10-8S .....	5-2
189455 .....	2-3	2062-8-8S .....	5-2, 5-4, 5-5
191456 .....	9-28	208187 .....	9-4, 9-12, 9-14, 9-20, 9-22
191459 .....	9-4, 9-12, 9-14	208213 .....	9-30
191487 .....	9-18	208291 .....	9-28
193089 .....	2-8	209436 .....	5-4
193754 .....	1-6, 3-6	209797 .....	9-4
198322 .....	1-7, 3-8	209798 .....	9-4
198346 .....	1-4, 1-7	209799 .....	9-4
198347 .....	1-7	2-102-010004 .....	1-2, 3-2, 9-28
199359 .....	9-4, 9-12, 9-14	2-102-010039 .....	9-28
199362 .....	3-2, 3-8	2-102-010054 .....	1-2, 1-6, 3-6, 9-28, 9-30
199363 .....	3-8	210606 .....	3-2, 3-6, 3-10
199376 .....	9-4	211056 .....	9-4, 9-12, 9-14, 9-20, 9-22
199390 .....	9-4	212046 .....	1-7, 3-8



2-150-010008	1-4, 3-2	228190	1-7, 3-8
2-150-010174	1-4, 3-2	228193	1-7, 3-8
215341	1-7, 3-8, 8-4	228999	3-6, 3-12
218648	6-3	229049	5-2
223435	2-8	229565	1-4
223437	2-8	229691	9-8
223438	2-8	229693	9-8
223439	2-8	229694	9-8
223440	1-4, 2-6, 2-8	229702	9-2
224589	8-4	229704	9-2
224590	3-16	229705	9-2
225124	9-10	229711	9-2, 9-6
225125	9-10	229712	9-2, 9-6
225126	9-10	229713	9-2, 9-6
225127	9-10	229714	9-2, 9-6
227602	2-6, 3-12	229716	9-2, 9-6
227603	2-6, 3-12	229718	9-8, 9-12
227607	2-6, 3-12	229719	9-8, 9-14
227608	2-6, 3-12	23085	1-8, 3-7
227614	3-12	231484	9-28
227621	2-6, 3-12	231488	8-4, 9-28
227622	2-6, 3-12	232370	4-2
227625	2-6, 3-12	232374	4-2
227640	1-6, 3-6	232432	3-2, 3-7
227643	2-6, 3-12	232433	3-7
227645	1-4, 1-8	232434	3-2
227646	1-4	232436	3-2
227648	1-4	232437	3-2
227657	2-2	232458	4-2
227665	9-28	232465	1-2
227666	9-4, 9-12, 9-14	232468	4-2
227670	9-2, 9-4	232470	1-6, 3-6
227671	9-4	232475	1-6, 3-6
227675	1-8, 3-7	234917	1-2
227679	1-8, 3-7	234918	3-2
227680	1-8	234919	3-2
227689	1-4	234932	3-2
228187	1-7, 3-8	234933	1-2

234934	1-6	236664	9-24
234940	4-2	236670	9-26
234942	1-2, 3-2	236671	9-26
234944	1-2, 3-2	236672	9-26
234945	1-2, 3-2	236674	9-26
234952	1-2	236676	9-26
234958	1-6, 1-10	236682	9-18, 9-24
234959	1-10	236683	9-18, 9-24
234961	1-6	236684	9-18, 9-24
234962	1-10	236685	9-18, 9-24
234986	1-6, 3-6	236686	9-18, 9-20
234989	1-6, 3-6	236687	9-18, 9-22
234996	2-2, 2-6	236697	3-3
234997	2-6	2-368-010287	2-2, 7-4
235322	2-2	238393	4-2
235323	2-2	240687	2-6, 3-12
235326	9-28	240688	9-28
235327	3-2	243703	9-30
235335	8-4	243717	8-4
235339	1-4	243728	4-2
235341	1-2, 5-2, 5-4, 5-5	2-474-010022	5-4
235355	4-2	2-557-010009	9-12, 9-14, 9-20, 9-22
235385	5-2	2-573-010037	8-4
235386	9-20, 9-22	2-573-010198	8-4
235388	9-20, 9-22	2-654-010097	3-14
235397	9-18	29SFFL 5811	1-2, 4-2, 9-4, 9-12, 9-14, 9-20, 9-22, 9-24, 9-30
235398	9-18	3J608	1-4, 3-2
235399	9-18	4001060	2-8
236644	9-24	415	3-2, 3-6
236645	9-24	4K552	9-4
236650	9-18, 9-26	5000	2-8, 3-10
236651	9-18, 9-26	500171	2-4
236652	9-18, 9-26	528933	7-4, 8-4
236654	9-18, 9-26	528934	7-4, 8-4, 9-28
236656	9-18, 9-26	528938	7-4, 8-4
236660	9-24	70239854	1-2
236662	9-24	70260977	3-16, 8-4
236663	9-24		

71508985 ..... 5-4  
71508987 ..... 5-4  
71508992 ..... 5-4  
8-102-010012 ..... 9-4, 9-10, 9-12, 9-14  
8-102-010017 ..... 9-16, 9-26  
8-102-010019 ..... 7-4  
8-102-010043 ..... 7-4, 9-4  
8-573-010084 ..... 8-4  
8-720-010011 ..... 9-4  
8C520 ..... 9-12, 9-14, 9-20, 9-22

**T**

---

TR575 ..... 1-4, 2-2

**W**

---

W908406-4 ..... 9-28  
W908409-4 ..... 1-2, 3-2  
W932022-4 ..... 1-4





# Instructions for Ordering Parts

**\*\* Repair parts must be ordered through an Authorized Dealer \*\***

## DEALER INSTRUCTIONS FOR ORDERING PARTS FROM LANDOLL PARTS DISTRIBUTION CENTER

Phone #: 800-423-4320 or 785-562-5381

Fax #: 888-527-3909

Order online: [dealer.landoll.com](http://dealer.landoll.com)

### IDENTIFICATION PLATE

The identification plate, which lists the model number and serial number, is located on the front of the frame.

### SERIAL NUMBER

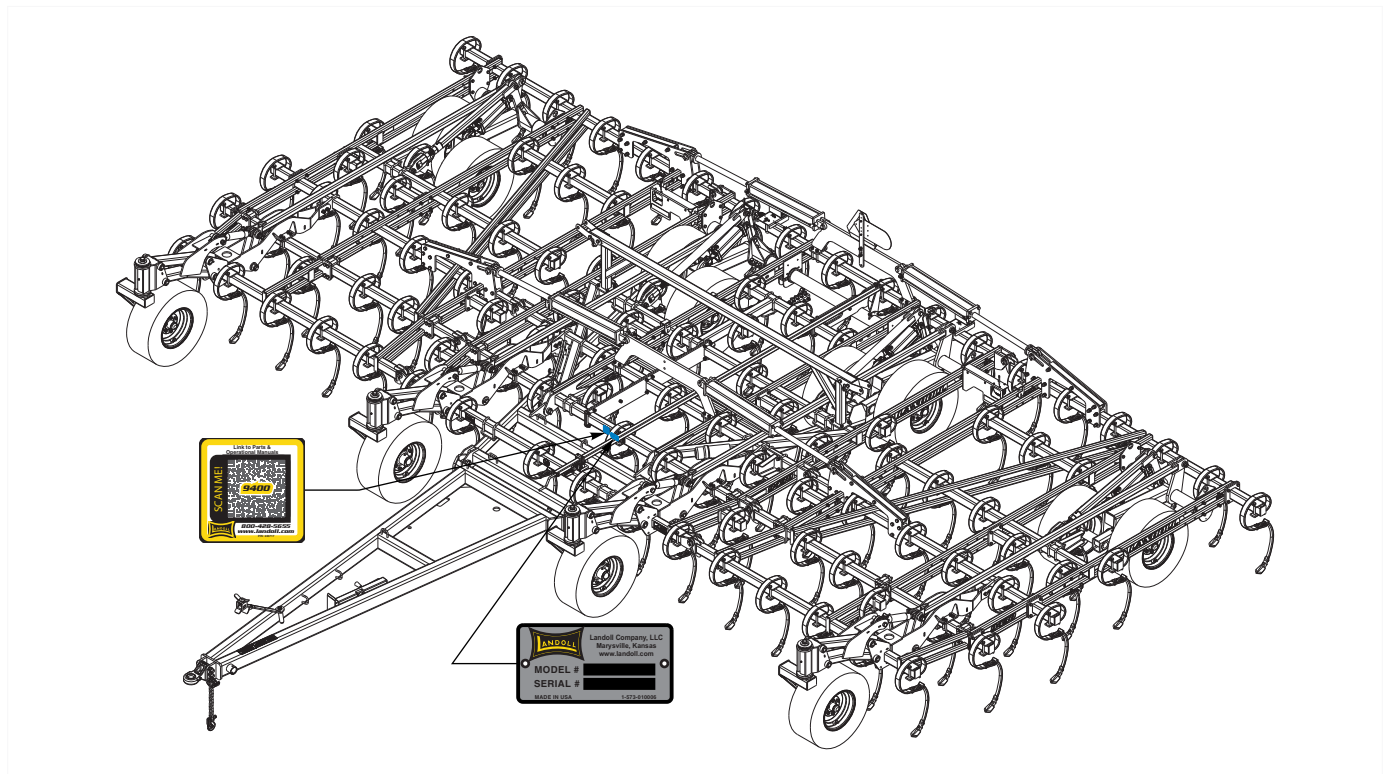
The serial number is located on the identification plate.  
The Following information will help decode the 9430FH Field Cultivator serial number

**94H232000 = xxmysssss**

### QR CODE DECAL

The 9400 series QR code decal, may be scanned to link you to the most current manuals, located on the front of the frame [See Figure 12-1](#)

<b>xx</b>	= model series (i.e. 94 for Field Cultivator)
<b>m</b>	= month of manufacture (ex. "H" means October. The letter I is not used.)
<b>yy</b>	= year manufactured (ex. "23" means 2023)
<b>SSSSS</b>	= Sequential number used to track warranty and service information.



**Figure 12-1: Identification Plate and Location**

## Manuals for 9430FH Field Cultivator

Manual Number	Manual Type
F-1136	Operator's Manual
F-1137	Parts Manual

# Document Control Revision Log:

Date	Form #	Improvement(s): Description and Comments
10/07/2022	F-1137	New Manual
01/10/2023	F-1137-0123	Initial Release



---

# Intertek

Equipment from Landoll Company, LLC is built to exacting standards ensured by ISO 9001 registration at all Landoll manufacturing facilities.

## Model 9430FH

### Field Cultivator

### Parts Manual

## Re-Order Part Number F-1137

#### LANDOLL COMPANY, LLC

1900 North Street

Marysville, Kansas 66508

(785) 562-5381

800-428-5655 ~ [WWW.LANDOLL.COM](http://WWW.LANDOLL.COM)



Copyright 2023. Landoll Company, LLC

“All rights reserved, including the right to reproduce this material or portions thereof in any form.”

