




**Model 9450FH
Field Cultivator
Parts Manual**



LANDOLL COMPANY, LLC

1900 North Street

Marysville, Kansas 66508

(785) 562-5381

800-428-5655 ~ WWW.LANDOLL.COM

Instructions for Ordering Parts

**** Repair parts must be ordered through an Authorized Dealer ****

DEALER INSTRUCTIONS FOR ORDERING PARTS FROM LANDOLL PARTS DISTRIBUTION CENTER

Phone #: 800-423-4320 or 785-562-5381

Fax #: 888-527-3909

Order online: dealer.landoll.com

IDENTIFICATION PLATE

The identification plate, which lists the model number and serial number, is located on the front of the frame.

SERIAL NUMBER

The serial number is located on the identification plate.
The Following information will help decode the 9450FH Field Cultivator serial number

94H222000 = xxmysssss

QR CODE DECAL

The 9400 series QR code decal, may be scanned to link you to the most current manuals, located on the front of the frame *See Figure 1-1*

xx	= model series (i.e. 94 for Field Cultivator)
m	= month of manufacture (ex. "H" means October. The letter I is not used.)
yy	= year manufactured (ex. "22" means 2022)
SSSSS	= Sequential number used to track warranty and service information.

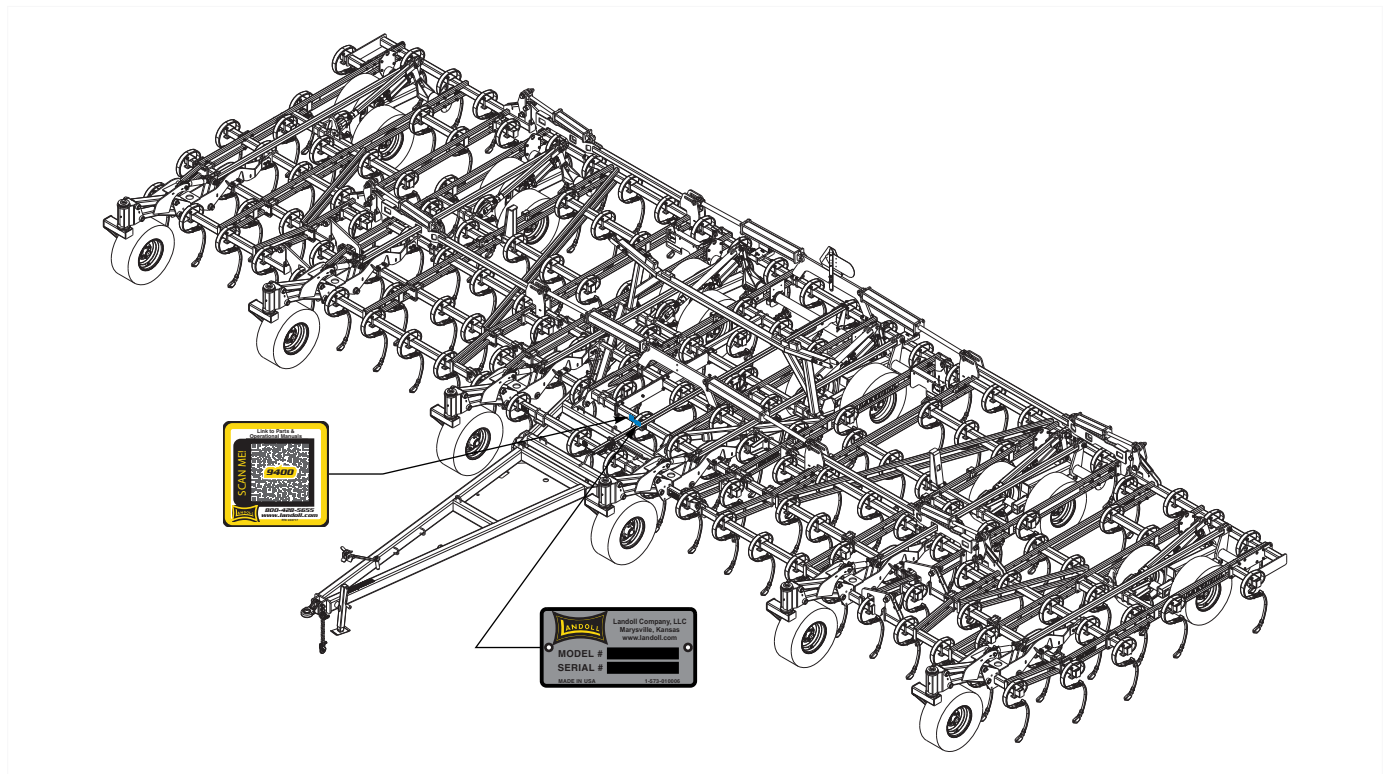


Figure 1-1: Identification Plate and Location

Manuals for 9450FH Field Cultivator

Manual Number	Manual Type
F-1139	Operator's Manual
F-1140	Parts Manual

Table of Contents

1 Frame Assemblies Center

Center Frame Assembly	1-1
Center Frame Lift Assembly	1-3
Center Frame Hitch & Gauge Wheel Extension Assembly	1-5
Walking Beam Assembly	1-7
Radius Rod Assembly	1-8
Depth Stop Assembly	1-9

2 Hitch Assemblies

Hitch and Gauge Wheel Assembly	2-1
Ball and Clevis Hitches	2-3
Jack Assembly	2-4
Gauge Wheel Assembly 8-Bolt	2-5
Hub and Spindle Assembly, 8 Bolt	2-7

3 Frame Assemblies Wing

8' Inner Wing Assembly 9450FH-38'-42'	3-1
8' Inner Wing Gauge Wheel Assembly 9450FH-38'-42'	3-5
10' Inner Wing Assembly 9450FH-46'-50'	3-7
10' Inner Wing Gauge Wheel Assembly 9450FH-46'-50'	3-11
6' Outer Wing Assembly 9450FH-38'-42'	3-13
6' Outer Wing Gauge Wheel Assembly 9450FH-38'-42'	3-17
8' Outer Wing Assembly 9450FH-46'-50'	3-19
8' Outer Wing Gauge Wheel Assembly 9450FH-46'-50'	3-23
Radius Rod Assembly Lift	3-25
Walking Beam Assembly	3-26
Hub and Spindle Assembly, 6-Bolt	3-27
Gauge Wheel Assembly	3-29
Radius Rod Lift Assembly Gauge Wheel	3-31

4 Fold Assemblies

Center Frame Fold Bracket Assembly	4-1
Fold Cylinder Assembly	4-3

5 Shank Assemblies

Tine Assembly	5-1
---------------	-----

6 Hydraulic Assemblies

Hydraulic Assembly Lift 9450-38'-42'	6-1
Hydraulic Assembly Lift 9450-46'-50'	6-3
Hydraulic Assembly Fold 9450-38'-42'	6-5
Manifold Assembly 9450-38'-42'	6-7
Hydraulic Assembly Fold 9450-46'-50'	6-9
Lift/Fold Manifold Assembly	6-11

7 Cylinders

Cylinder Assembly 4 x 10, Rephase 7-1
 Cylinder Assembly 3-3/4 x 10, Rephase 7-2
 Cylinder Assembly 3-1/2 x 10, Rephase 7-3
 Cylinder Assembly 4-1/2 x 30 9450-38'-42' 7-5
 Cylinder Assembly 5 x 30 9450-46'-50' 7-6
 Cylinder Assembly 4 x 16 9450-38'-42' 7-7
 Cylinder Assembly 4 x 16 9450-46'-50' 7-8

8 Electrical

Electrical Assembly W/LED Lights Wiring Chart 8-1
 Electrical Assembly W/LED Lights 8-3

9 Decals

Decals 9-1
 Decal Installation 9-3

10 Attachments

3 Row Tine and Reel Harrow Layout 10-1
 3 RCT and Flat Reel Layout 10-3
 Tine and Reel Arm Assembly 10-5
 3 Row Coil Tine Harrow Assembly 10-7
 Flat Reel Assembly 10-9
 3 Row Spike and Reel Layout 10-11
 Reel Assembly 10-13
 Arm Assembly 3 RSD 10-15
 Arm Assembly 3 RSD W/O Spring 10-17
 Arm Assembly 3 RSD W/Tray 10-19
 Spike Bar Assembly 9SP 10-23
 2RS DBL Flat Reel Layout 10-25
 2RS and DBL Reel Arm Assembly 10-27
 2RS and DBL Reel W/Tabs Arm Assembly 10-29
 W/Tray RT Arm Assembly 10-31
 W/Tray LT Arm Assembly 10-33
 Double Flat Reel Assembly 10-35
 Spike Bar Assembly 8SP 10-37
 Rear Tow Hitch Assembly 10-39
 Spare Tire Assembly 10-41

11 Glossary

Frame Assemblies Center

Center Frame Assembly

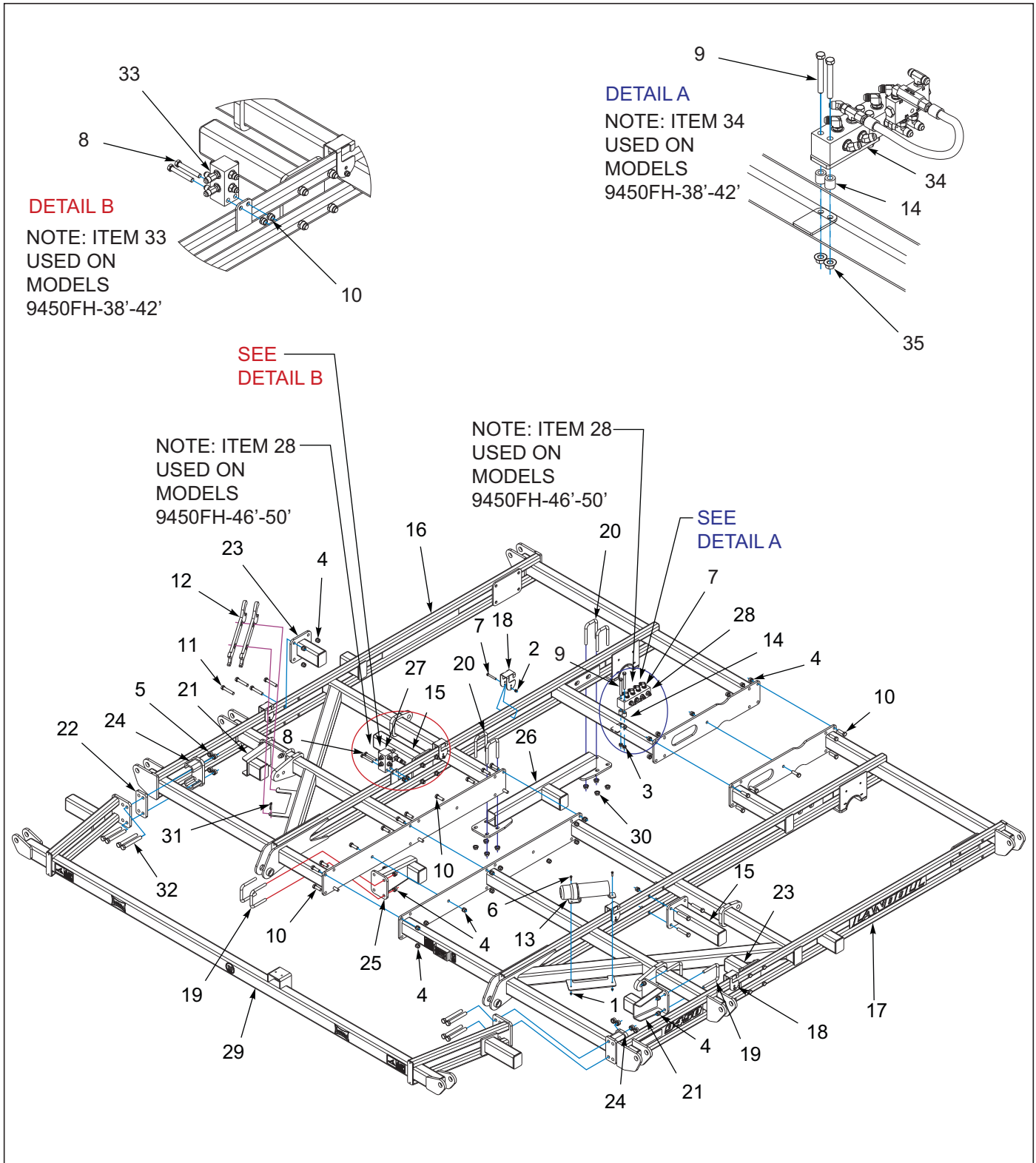


Figure 1-1: Center Frame Assembly

Center Frame Assembly

ITEM	PART NUMBER	DESCRIPTION	QTY.
1	1-512-010005-01	NUT,HEX,SLFLKG GRB 1/4-20	2
2	1-512-010005-05	NUT, HEX, SLFLKG GRB 3/8-16	5
3	1-512-010005-09	NUT,HEX,SLFLKG, 1/2-13 GRB	4
4	1-512-010005-13	NUT,HEX SLFLKG GRB 5/8-11	51
5	1-512-010005-15	NUT,HEX,SLFLKG GRB 3/4-10	8
6	1-654-010047-06	SCREW,HX CP 1/4-20UNCX1 GR5	2
7	1-654-010051-12	SCREW,HEX CAP,3/8-16UNCX2-3/4	5
8	1-654-010055-11	SCREW,HX CP 1/2-13UNCX3-1/2	2
9	1-654-010055-14	SCREW,HX CP,1/2-13UNCX4-1/2G5	2
10	1-654-010059-05	SCREW,HEX CAP,5/8-11UNCX2 GR5	23
11	1-654-010059-11	SCREW,HX CP 5/8-11UNCX3.5GR5	16
12	141109	WRENCH, ADJUSTMENT	2
13	150076	MANUAL TUBE (4-1/4"ID)	1
14	144183	SPACER 1X9/16X1	2
15	164201	EXTENSION, SHANK 16" WLDMT	2
16	164215	FRAME WLDMT RH CENTER 12-1/2'	1
17	164216	FRAME WLDMT LH CENTER 12-1/2'	1
18	164295	CLAMP, HOSE	5
19	2-102-010004	BOLT U STANDARD GAUGE WHEEL	6
20	2-102-010054	U-BOLT	4
21	232465	EXTENSION, SHANK 8-1/4" WLDMT	2
22	234933	SPACER, 4-HOLE 5/8" THICK	2
23	234942	EXTENSION, SHANK 8" WLDMT	2
24	234944	CLAMP, FRAME EXTENSION WLDMT	2
25	234945	EXTENSION, SHANK 12" WLDMT	1
26	234952	MOUNT, SHANK WLDMT	1
27	235331	MANIFOLD ASSY, FOLD (9450-46'-50')	1
28	235341	MANIFOLD ASSY, LIFT FOLD (9450-46'-50')	1
29	234917	EXTENSION, CENTER FRAME WLDMT	1
30	29SFFL 5811	NUT,FLANGE HEAD LOCK5/8-11UNC	8
31	70239854	PIN QUICK HITCH	1
32	W908409-4	SCREW 3/4-10X6 HEX HD CAP	8
33	172664	MANIFOLD ASSY, FOLD (9450-38'-42')	1
34	236700	MANIFOLD ASSY, CULTIVATOR (9450-38'-42')	1
35	172509	NUT,1/2-13 WIDE FLNG TOP LCK F	2

Center Frame Lift Assembly

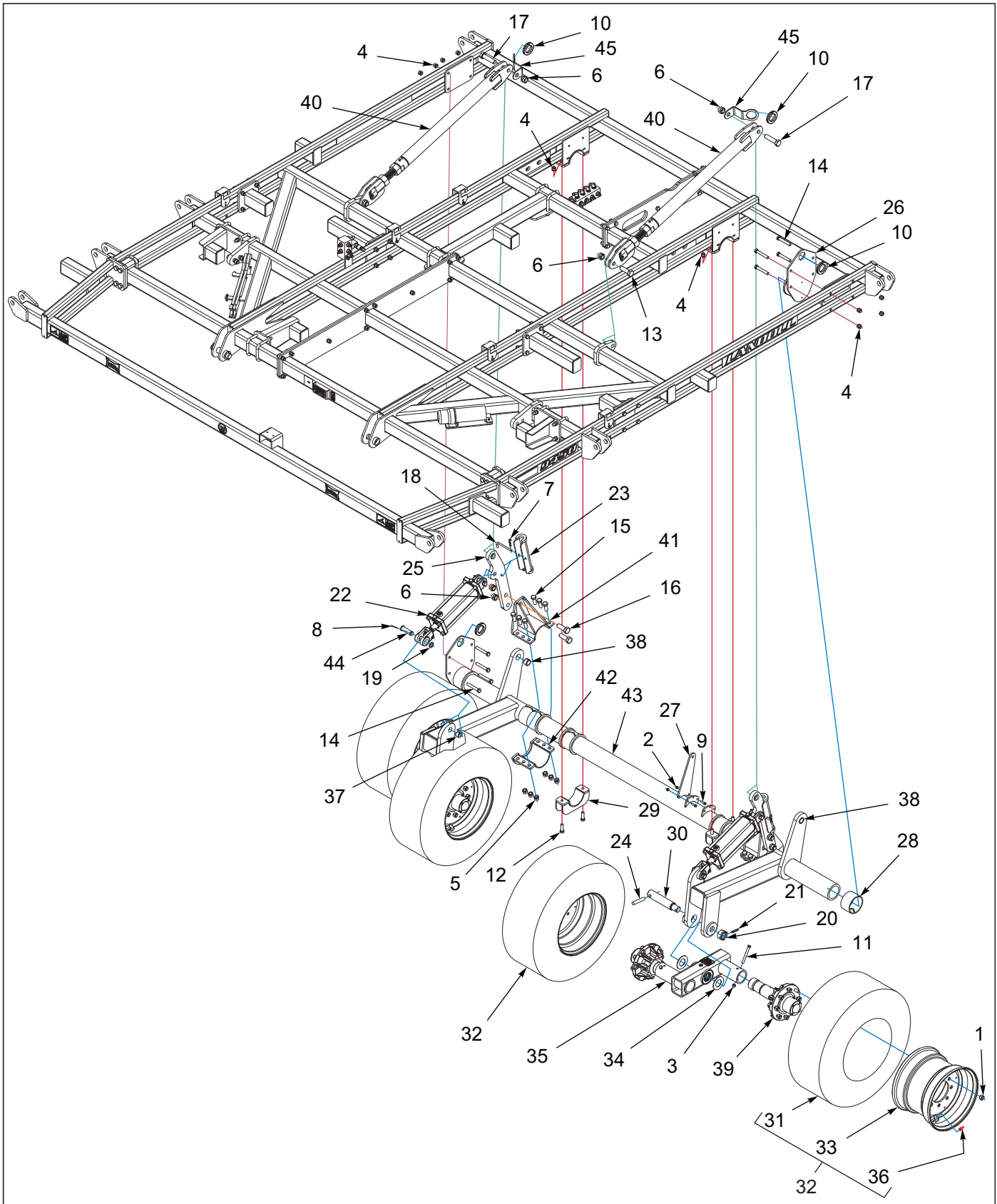


Figure 1-2: Center Frame Lift Assembly

Center Frame Lift Assembly

ITEM	PART NUMBER	DESCRIPTION	QTY.
1	102600	NUT,WHEEL BOLT, 5/8	32
2	1-512-010005-05	NUT, HEX, SLFLKG GRB 3/8-16	2
3	1-512-010005-09	NUT,HEX,SLFLKG, 1/2-13 GRB	4
4	1-512-010005-13	NUT,HEX SLFLKG GRB 5/8-11	12
5	1-512-010005-15	NUT,HEX,SLFLKG GRB 3/4-10	12
6	1-512-010005-19	NUT 1-8 HEX SLF-LOCKING GRB	8
7	1-557-010403	HAIRPIN 1/8	2
8	W932022-4	COTTER PIN 1/8 X 2-1/2	2
9	1-654-010051-06	SCREW,HEX CAP 3/8-16UNCX1-1/4	2
10	1-822-010001	TRIM 1350 3/8BLK FINE PEBBLE (CUT TO LENGTH)	
11	1-654-010055-14	SCREW,HX CP,1/2-13UNCX4-1/2G5	4
12	1-654-010059-05	SCREW,HEX CAP,5/8-11UNCX2 GR5	4
13	3J608	SCREW, HX CP 1-8UNC X 3 GR5	2
14	1-654-010059-13	SCREW HEX CAP 5/8-11X4UNC GR5	8
15	1-654-010061-05	SCREW,HHC,3/4-10UNCX2,GR5,ZP	12
16	1-654-010065-08	SCREW,HX CP 1-8UNC X 2-3/4GR5	4
17	1-654-010065-13	SCREW, HX CP 1-8UNC X 4 GR5	2
18	104358	L PIN,CYL STOP	2
19	117957	MACHINERY BUSHING,ZINC PLATED	2
20	119118	NUT 1-1/2-12UNF HEX SLOTTEDZP	2
21	127712	PIN SPRING SLOTTED 3/8X2-1/4	2
22	140470	CYLINDER 4X10 REPHASE (SEE PAGE 7-1)	2
23	141274	LOCKOUT, 1-3/8 ROD X 10 WLDMT	2
24	156992	PIN, WALKING BEAM SPINDLE	2
25	161531	ARM, CYLINDER	2
26	162845	BEARING CAP 4-1/2 WLDMT	2
27	164124	MOUNT, DEPTH CONTROL	1
28	164175	BEARING UHMW 4-1/2X3W	8
29	164186	MOUNT, LIFT BEARING WLDMT	2
30	164277	SPINDLE, WALKING BEAM	2
31	165236	TIRE 380/55R 16.5 IMP (USED WITH 171010)	4
31	228256	BKT TIRE 340/65R 18 IMP (USED WITH 228255)	4
32	171010	TIRE & WHEEL ASSY,380/55RX16.5 (INCLUDES ITEMS 31, 33, 36)	4
32	228255	BKT TIRE & WHL ASSY, 340/65R18 (INCLUDES ITEMS 31, 33, 36)	4
33	171011	WHL 16.5X12 POS 1.5 OFFST 8BLT (USED WITH 171010)	4
33	228257	WHEEL, 8 BOLT, POS 1.13 OFFSET (USED WITH 228255)	4
34	171070	WASHER, THRUST 2	4
35	198346	WALKING BEAM ASSY 3" (SEE PAGE 1-7)	2
36	TR575	VALVE STEM TUBELESS TIRE	4
37	2-150-010008	BUSHING 1-1/4ODX1IDX1 STEEL	2
38	2-150-010174	BUSHING,1-5/8X1-1/4X1	2
39	223440	ASSY, 8 BOLT HUB & SPINDLE (SEE PAGE 2-7)	4
40	227645	ASSY, RAD ROD (SEE PAGE 1-8)	2
41	227646	BEARING, HOUSING WLDMT	2
42	227648	CLAMP, BEARING WLDMT	2
43	227689	LIFT, CENTER 12-1/2' WLDMT	1
44	229565	CLEVIS PIN, Ø1" HARDEN, MIDWAY	2
45	235339	MOUNT, HYD HOSE	2

Center Frame Hitch & Gauge Wheel Extension Assembly

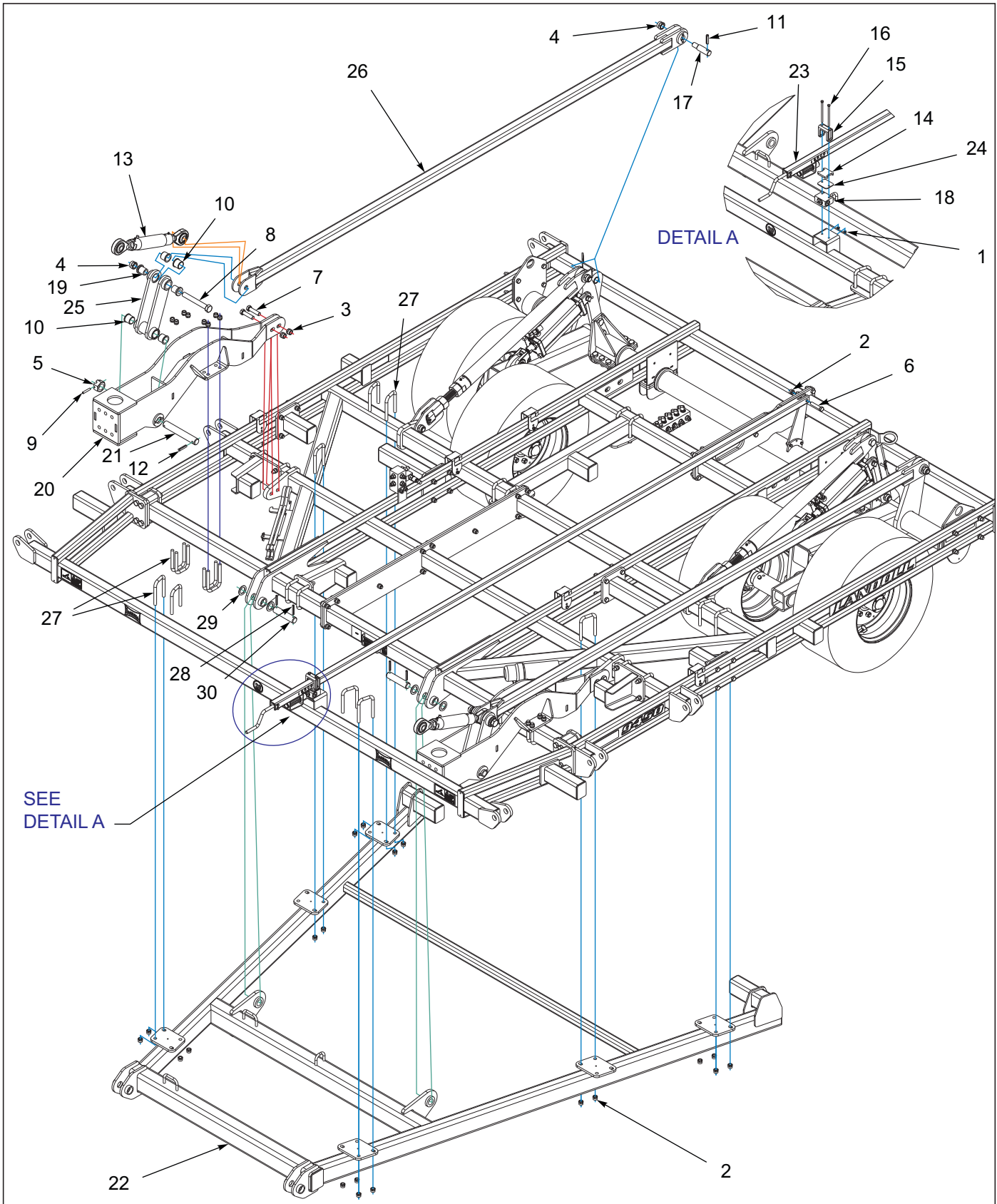


Figure 1-3: Center Frame Hitch & Gauge Wheel Extension Assembly

Center Frame Hitch & Gauge Extension Assembly

ITEM	PART NUMBER	DESCRIPTION	QTY.
1	1-512-010005-03	NUT HEX SLFLKG GRB 5/16-18	2
2	1-512-010005-13	NUT,HEX SLFLKG GRB 5/8-11	36
3	1-512-010005-15	NUT,HEX,SLFLKG GRB 3/4-10	4
4	1-512-010005-19	NUT 1-8 HEX SLF-LOCKING GRB	4
5	1-516-010001-27	NUT,HX SLOT 1-1/2-6 ZP	2
6	1-654-010059-09	SCREW 5/8-11UNCX3 HX CP GR5	1
7	1-654-010061-09	SCREW HX CP 3/4-10UNCX3 GR5	4
8	100856	SCREW,HHCS,1-8X7-1/2 GR5	2
9	127712	PIN SPRING SLOTTED 3/8X2-1/4	2
10	140599	BEARING, FLANGE 1-1/2"	8
11	141251	SPRING PIN,SLOTTED 1/2X2-1/4	2
12	144115	PIN, GROOVED ALLOY 1/2X2-1/4	2
13	158844	RAD ROD, LIFT ASSY (SEE PAGE 3-25)	2
14	165257	PAD, SLIDE	1
15	165265	GUIDE, DEPTH STOP	1
16	171556	SCREW,HEX CP,5/16-18UNCX5-1/2	2
17	193754	PIN, 1-1/4 X 2-3/4, STEP	2
18	203467	VALVE-LIMIT, STROKE	1
19	227640	BUSHING, GAUGE WHEEL	4
20	232470	MOUNT, GAUGE WHEEL EXT WLDMT	2
21	232475	PIN, 1-1/2X10	2
22	234934	HITCH EXTENSION WLDMT	1
23	234958	ASSY, DEPTH STOP 168 L (SEE PAGE 1-9)	1
24	234961	MOUNT, SLIDE PAD	1
25	234986	LINK, GAUGE WHEEL WLDMT	2
26	234989	LIFT TUBE, GAUGE WHEEL WLDMT	2
27	2-102-010054	U-BOLT	28
28	1-647-010004240	PIN,SPRING,SLOTTED,5/16X2-1/2	4
29	164174	BUSHING, MACHINE 1-1/2X10GA	4
30	164178	PIN, HITCH	2

Walking Beam Assembly

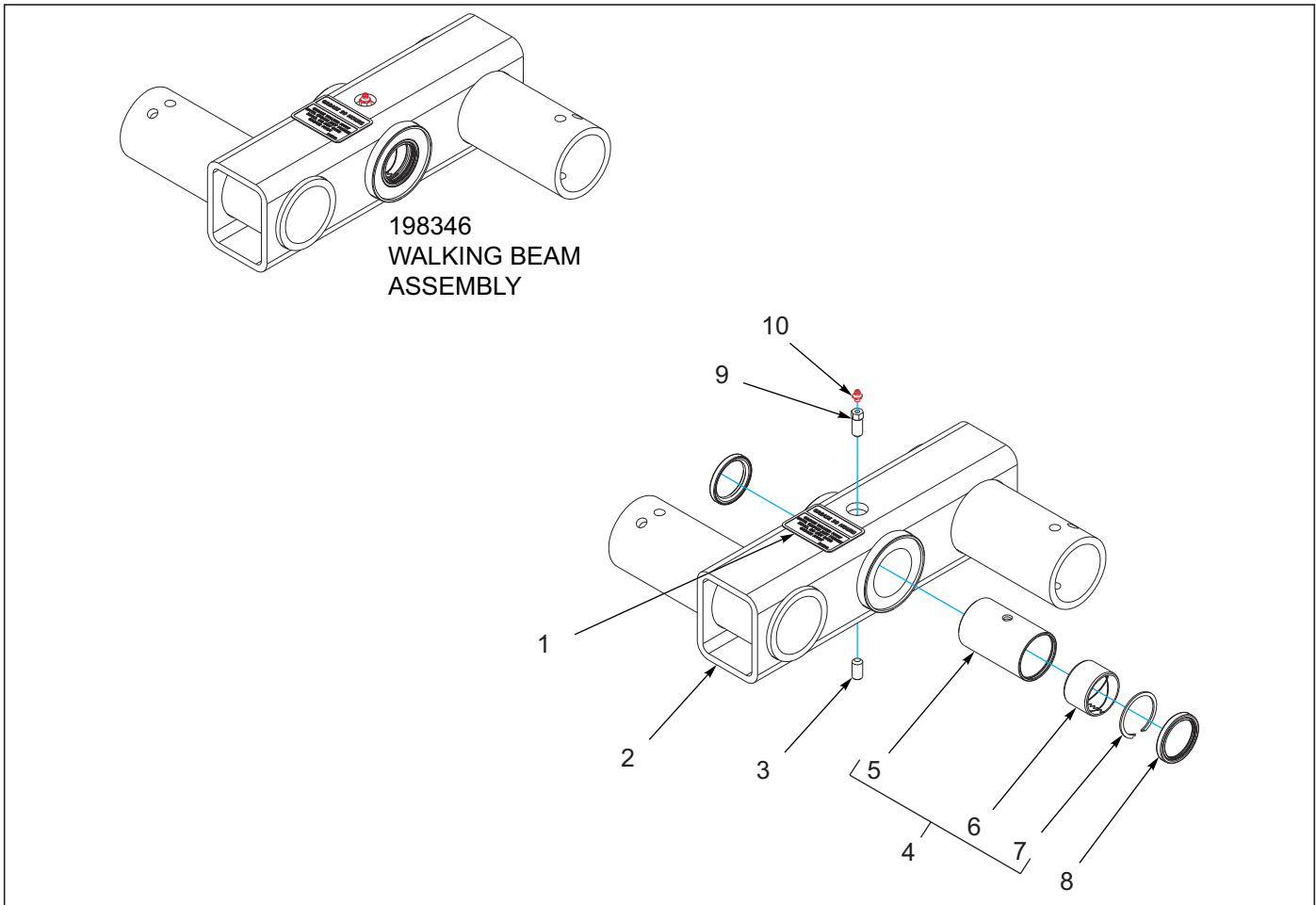


Figure 1-4: Walking Beam Assembly

Walking Beam Assembly

ITEM	PART NUMBER	DESCRIPTION	QTY.
--	198346	WALKING BEAM ASSY 3"	
1	215341	DECAL, GREASE WALKER	1
2	198347	WALKING BEAM WLDMT 3"	1
3	15G816ER	SCREW SET SOC HD CPPT.5-13X1	1
4	228187	ASSY, PIVOT 2 X 4 CONNEX (INCLUDES 5-7)	1
5	228190	BUSHING, 2X4 W/ SNAP RING	1
6	130052	BUSHING, SPRING 2-1/4X2X1-1/2	2
7	228193	SNAP RING, INTERNAL - 2-1/4	2
8	198322	SEAL, V17, DOUBLE LIP 2"	2
9	212046	SCREW, SET FOR ZERK	1
10	1-298-010001-1	ZERK FITTING 1/4 SAE	1

Radius Rod Assembly

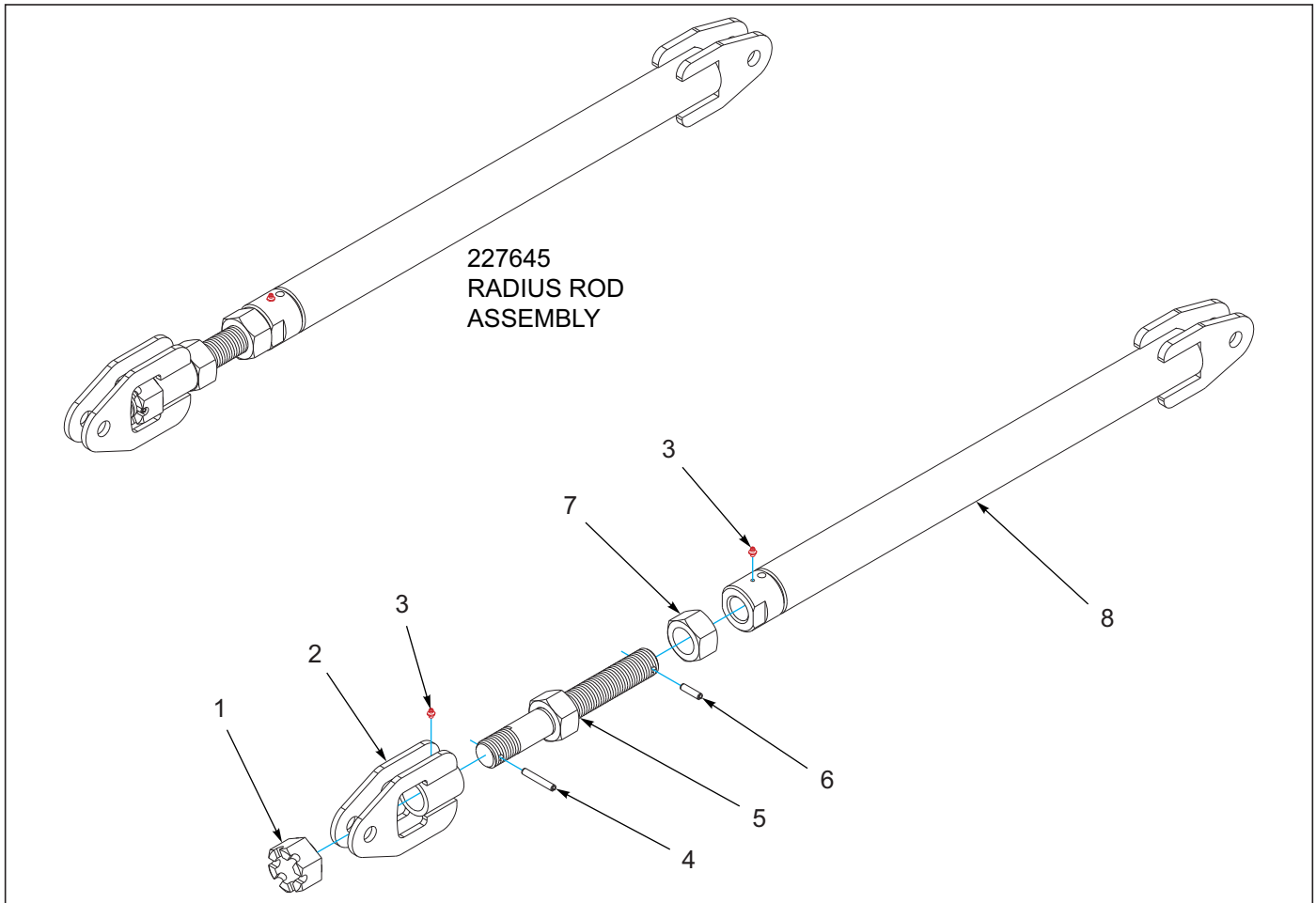


Figure 1-5: Radius Rod Assembly

Radius Rod Assembly

ITEM	PART NUMBER	DESCRIPTION	QTY.
--	227645	ASSY, RAD ROD	
1	23085	NUT HEX SLOTTED 1 3/4-5	1
2	227675	MOUNT, LIFT ARM WLDMT	1
3	1-298-010001-1	ZERK FITTING 1/4 SAE	2
4	1-647-010004257	PIN,SPRING,SLOTTED 3/8X2-1/2	2
5	227679	SCREW, ADJUSTMENT WLDMT	1
6	0600-375-01500	PIN ROLL 3/8X1-1/2	1
7	159954	NUT HEX 1-3/4-5UNC GR2	1
8	227680	TUBE, RAD ROD WLDMT	1

Depth Stop Assembly

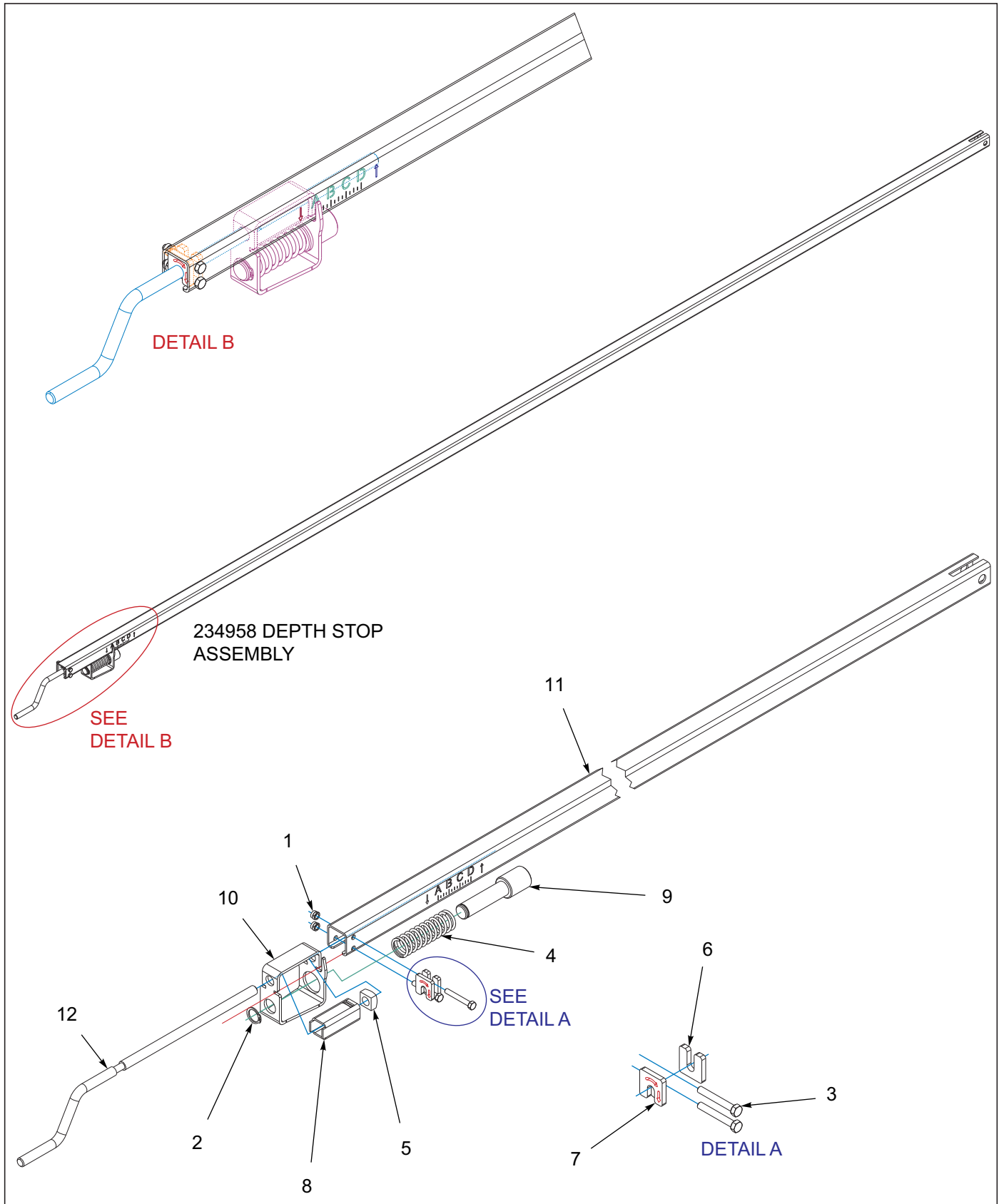


Figure 1-6: Depth Stop Assembly

Depth Stop Assembly

ITEM	PART NUMBER	DESCRIPTION	QTY.
--	234958	ASSY, DEPTH STOP 168 L	
1	1-512-010005-03	NUT HEX SLFLKG GRB 5/16-18	2
2	1-630-010021-03	RING, RETAINING 1.0 HD	1
3	108628	SCREW HX CP 5/16-18UNCX2-1/4	2
4	122917	SPRING COMPRESSION,4-1/2 MONO	1
5	144048	NUT, SQ 5/8-11 GR5	1
6	165259	STOP, HANDLE LONG	1
7	165260	STOP, HANDLE SHORT	1
8	166717	SQ TUBE, FLOATING	1
9	174708	PIN, DEPTH STOP	1
10	182289	STOP-DEPTH	1
11	234959	SQ TUBE, DEPTH STOP-168"	1
12	234962	HANDLE, DEPTH STOP	1

Hitch Assemblies

Hitch and Gauge Wheel Assembly

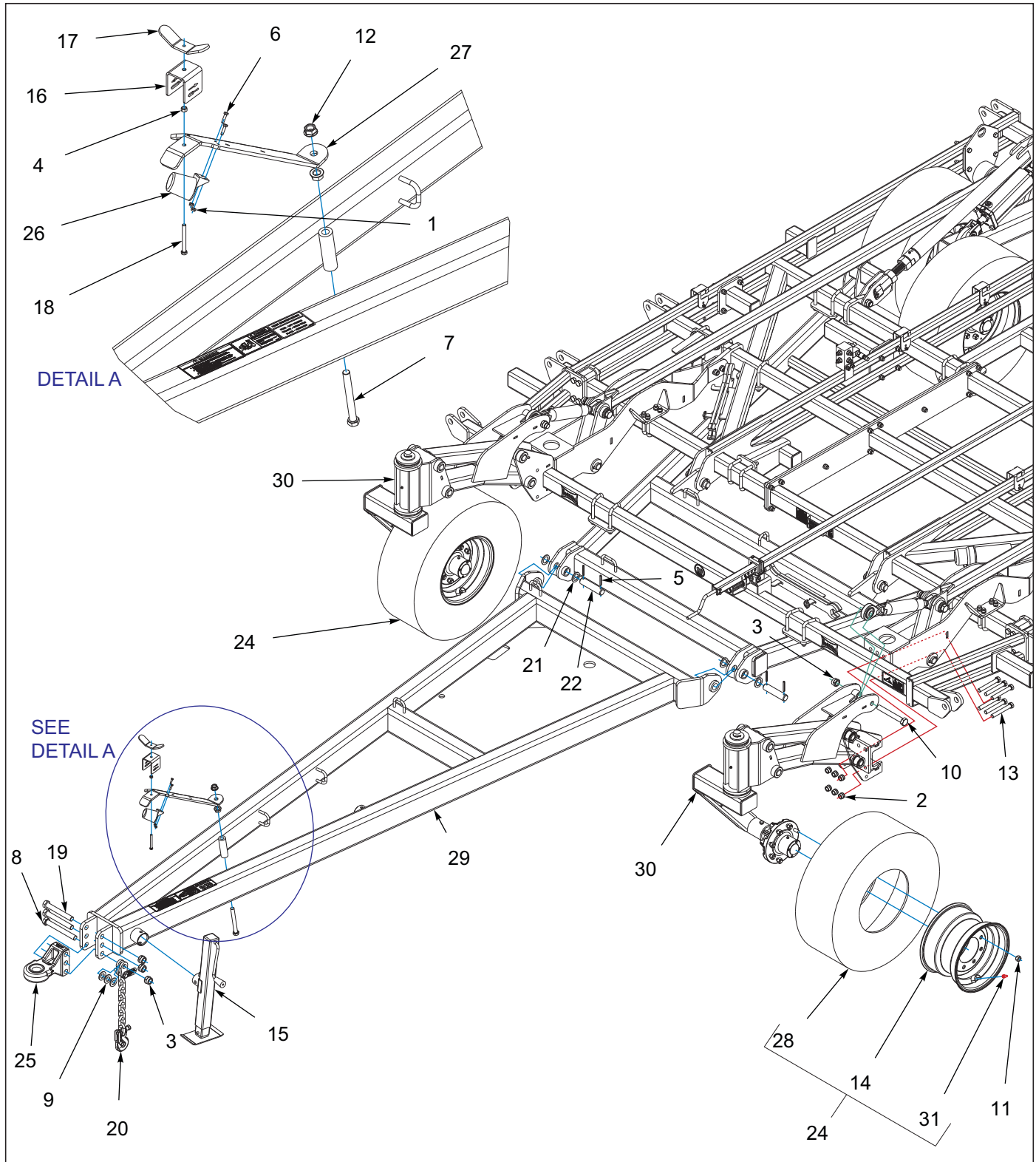


Figure 2-1: Hitch and Gauge Wheel Assembly

Hitch and Gauge Wheel Assembly

ITEM	PART NUMBER	DESCRIPTION	QTY.
1	1-512-010005-01	NUT,HEX,SLFLKG GRB 1/4-20	2
2	1-512-010005-15	NUT,HEX,SLFLKG GRB 3/4-10	20
3	1-512-010005-19	NUT 1-8 HEX SLF-LOCKING GRB	13
4	1-512-010007-07	NUT, HEX 3/8-16 GR2 ZP	1
5	1-647-010004240	PIN,SPRING,SLOTTED,5/16X2-1/2	4
6	1-654-010047-06	SCREW,HX CP 1/4-20UNCX1 GR5	2
7	1-654-010061-19	SCREW,HX CP 3/4-10UNCX7 GR5	1
8	1-654-010125-22	SCREW HX CP 1-8UNCX8-1/2G8ZP	1
9	1-861-010032-24	WASHER FL 1IN NARROW ZP	3
10	100856	SCREW,HHCS,1-8X7-1/2 GR5	2
11	102600	NUT,WHEEL BOLT, 5/8	16
12	103841	NUT,FLG,LNK,SERRATED 3/4-10UNC	2
13	139201	SCREW,HX CP 3/4-10UNCX5.50GR8	12
14	140548	WHEEL, 15 X 10 LB 8 BOLT	2
15	140647	JACK, SIDE WIND 7000/8000 LB (SEE PAGE 2-4)	1
16	141247	CLAMP, HOSE HOLDER	1
17	141249	WING NUT, HOSE HOLDER	1
18	141807	SCREW 3/8-16UNCX3-1/2 ALLTHRD	1
19	153696	BOLT, HITCH CLEVIS	2
20	156950	SAFETY CHAIN, 41,000 LB	1
21	164174	BUSHING, MACHINE 1-1/2X10GA	4
22	164178	PIN, HITCH	2
23	177032	HITCH, BALL CAT V (SEE PAGE 2-3)	1
24	184708	TIRE ASSY,320/70R15,8 BOLTWHL	2
25	189451	HITCH, BALL CAT IV 3-HOLE (SEE PAGE 2-3)	1
26	2-368-010287	HARNESS, STOR-A-WAY	1
27	200829	BRACKET, HOSE HOLDER	1
28	204385	FIRESTONE RADIAL 320/70R15	2
29	227657	HITCH, CULTIVATOR WLDMT	1
30	234996	GAUGE WHEEL ASSY, 8-BOLT (SEE PAGE 2-5)	2
31	TR575	VALVE STEM TUBELESS TIRE	2

Ball and Clevis Hitches

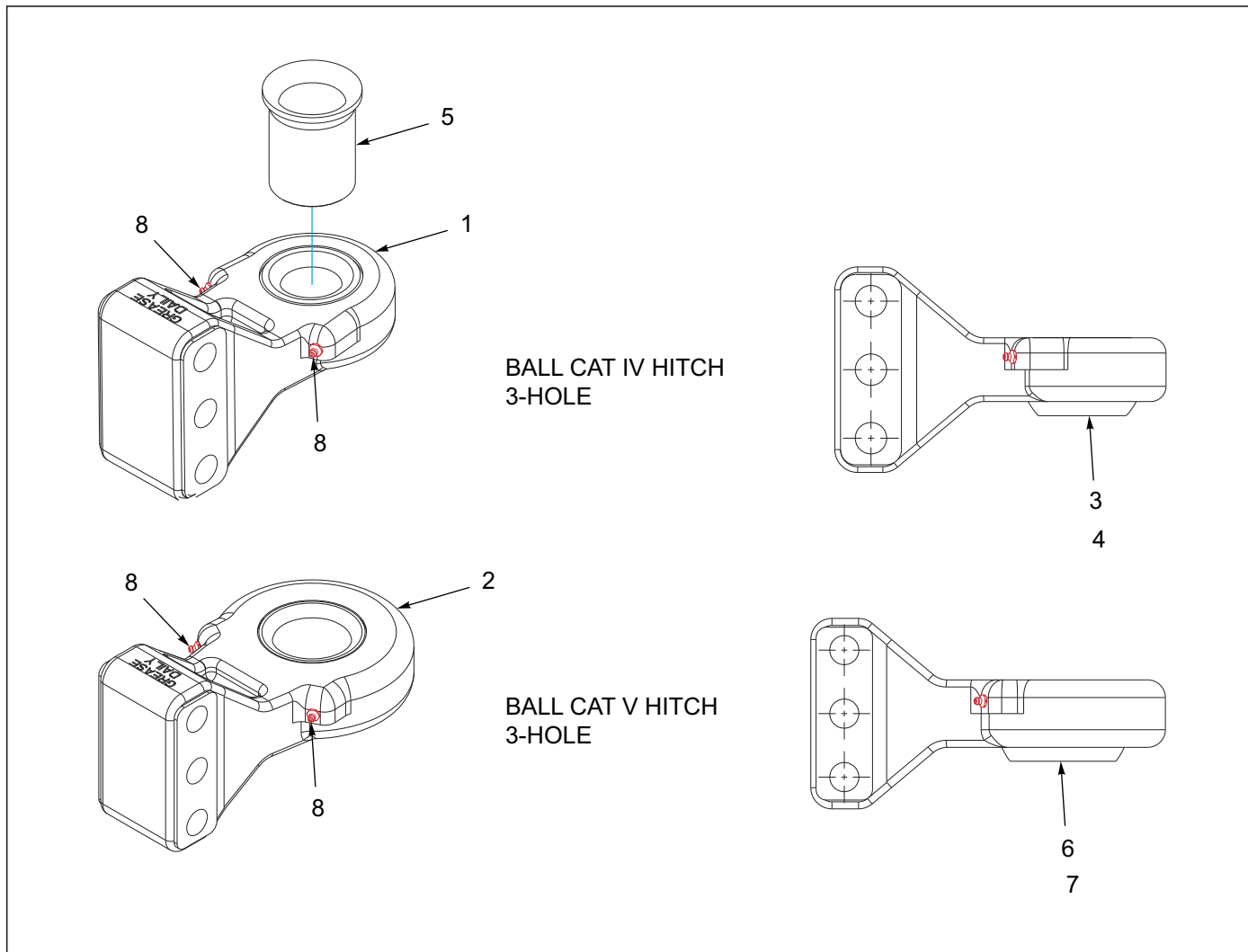


Figure 2-2: Ball and Clevis Hitches

Ball and Clevis Hitches

ITEM	PART NUMBER	DESCRIPTION	QTY.
1	189451	HITCH, BALL CAT IV 3-HOLE (INCLUDES ITEMS 3, 8)	1
2	177032	HITCH, BALL CAT V (INCLUDES ITEMS 6, 8)	1
3	189454	BUSHING, SPHERICAL 2 ID (STANDARD)	1
4	189453	BUSHING, SPHERICAL 1-1/2 ID (OPTIONAL)	1
5	189455	BUSHING, FLANGED 2OD X 1-1/2ID (OPTIONAL)	1
6	189468	BUSHING, SPHERICAL 2-3/4 ID (STANDARD)	1
7	189467	BUSHING, SPHERICAL 2 ID (OPTIONAL)	1
8	1-298-010001-1	ZERK FITTING 1/4 SAE	1

Jack Assembly

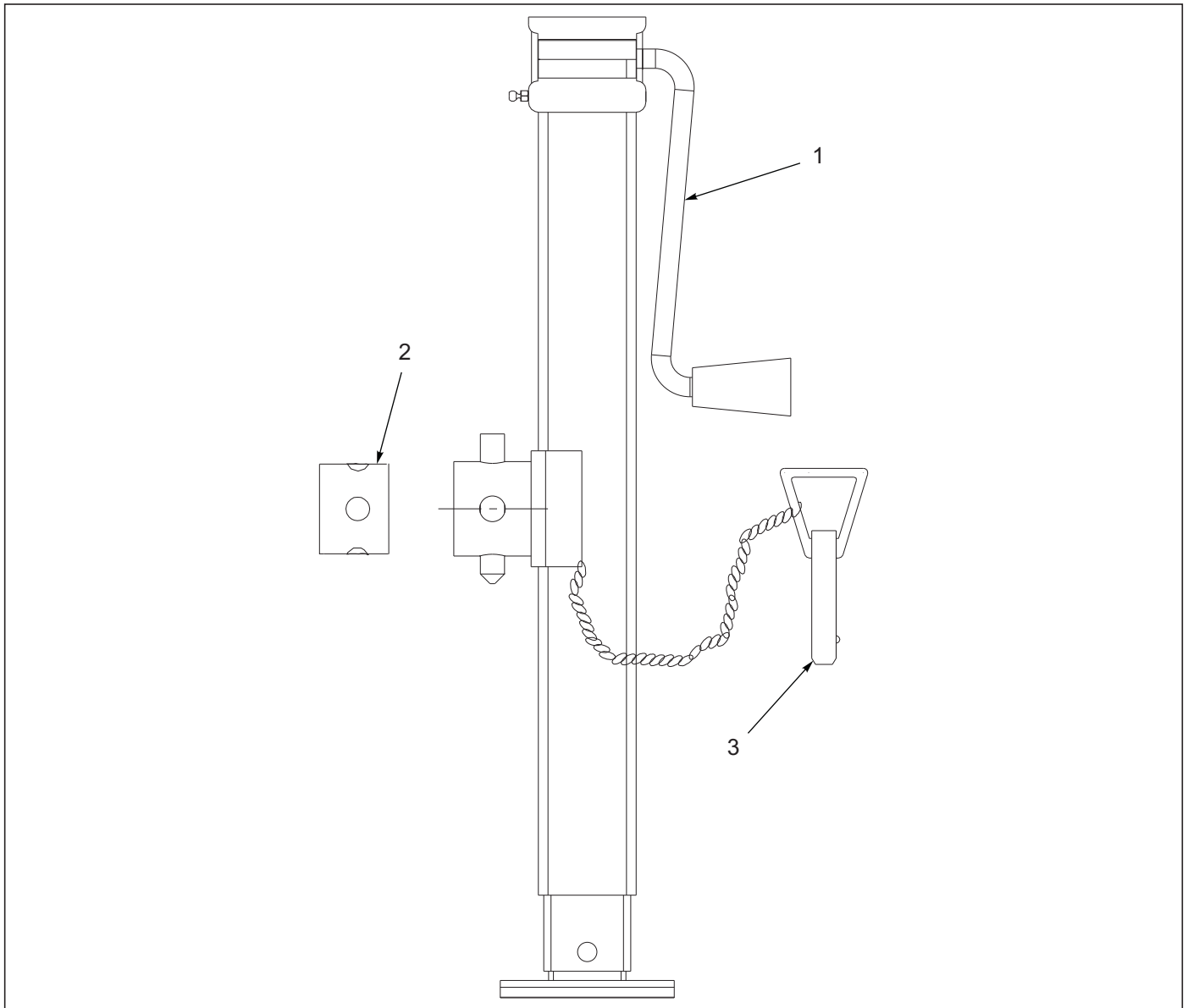


Figure 2-3: Jack Assembly

Jack Assembly

ITEM	PART NUMBER	DESCRIPTION	QTY.
--	140647	JACK, SIDEWIND 7000LB	
1	500171	HANDLE FOR JACK (HAMMERBLOW/CEQUENT)	1
1	142189	9" HANDLE KIT (NORTHFIELD)	
2	141250	TUBE, RD, JACK MOUNT (WELD TO IMPLEMENT FRAME)	1
3	142194	5/8" PIN	1

Gauge Wheel Assembly 8-Bolt

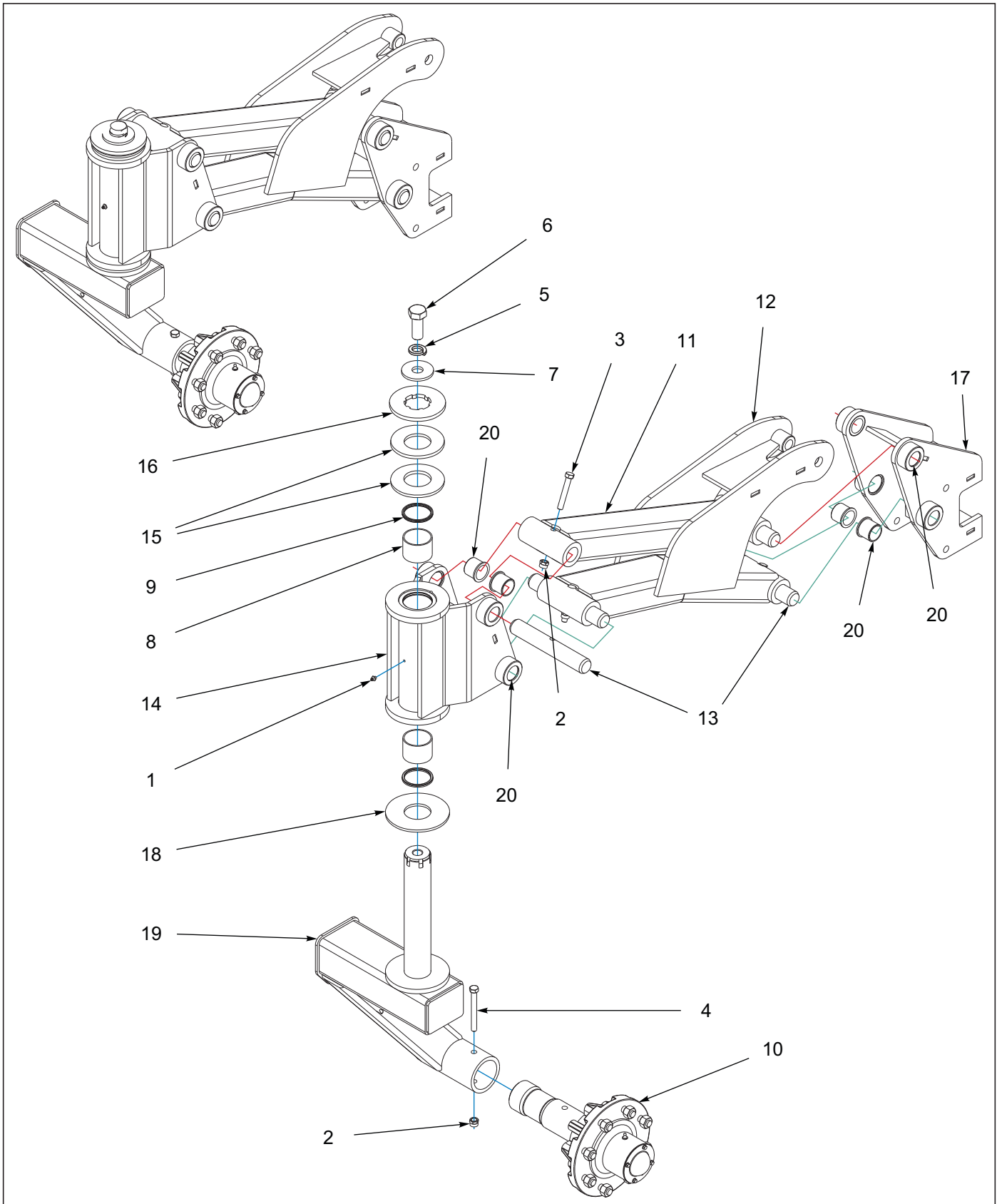


Figure 2-4: Gauge Wheel Assembly 8-Bolt

Gauge Wheel Assembly 8-Bolt

ITEM	PART NUMBER	DESCRIPTION	QTY.
--	234996	GAUGE WHEEL ASSY, 8-BOLT	
1	1-298-010001-1	ZERK FITTING 1/4 SAE	1
2	1-512-010005-09	NUT,HEX,SLFLKG, 1/2-13 GRB	5
3	1-654-010055-10	SCREW HEX CAP 1/2-13X3-1/4GR5	4
4	1-654-010055-14	SCREW,HX CP,1/2-13UNCX4-1/2G5	1
5	1-861-010034-21	WASHER, LKG HEL SPRG 1IN	1
6	151528	SCREW, HX CP 1-8UNCX2-1/2 GR5	1
7	173850	HEAVY WASHER	1
8	187163	BUSHING,2-3/4 X 2-1/2 X 2 LONG	2
9	187166	SEAL, POLYPAK - 2-1/2"	2
10	223440	ASSY, 8 BOLT HUB & SPINDLE (SEE PAGE 2-7)	1
11	227602	LINK, TOP GAUGE WHEEL WLDMT	1
12	227603	LINK, BOTTOM GAUGE WHEEL WLDMT	1
13	227607	PIN, GAUGE WHEEL	4
14	227608	HUB, GAUGE WHEEL WLDMT	1
15	227621	WASHER, SPRING 2.53 ID	2
16	227622	WASHER, SPRING RETAINING	1
17	227625	MOUNT, GAUGE WHEEL WLDMT	1
18	227643	WASHER, THRUST	1
19	234997	AXLE,GAUGE WHL 3"SPINDLE WLDMT	1
20	240687	BEARING, FLANGE 1-1/2	8

Hub and Spindle Assembly, 8 Bolt

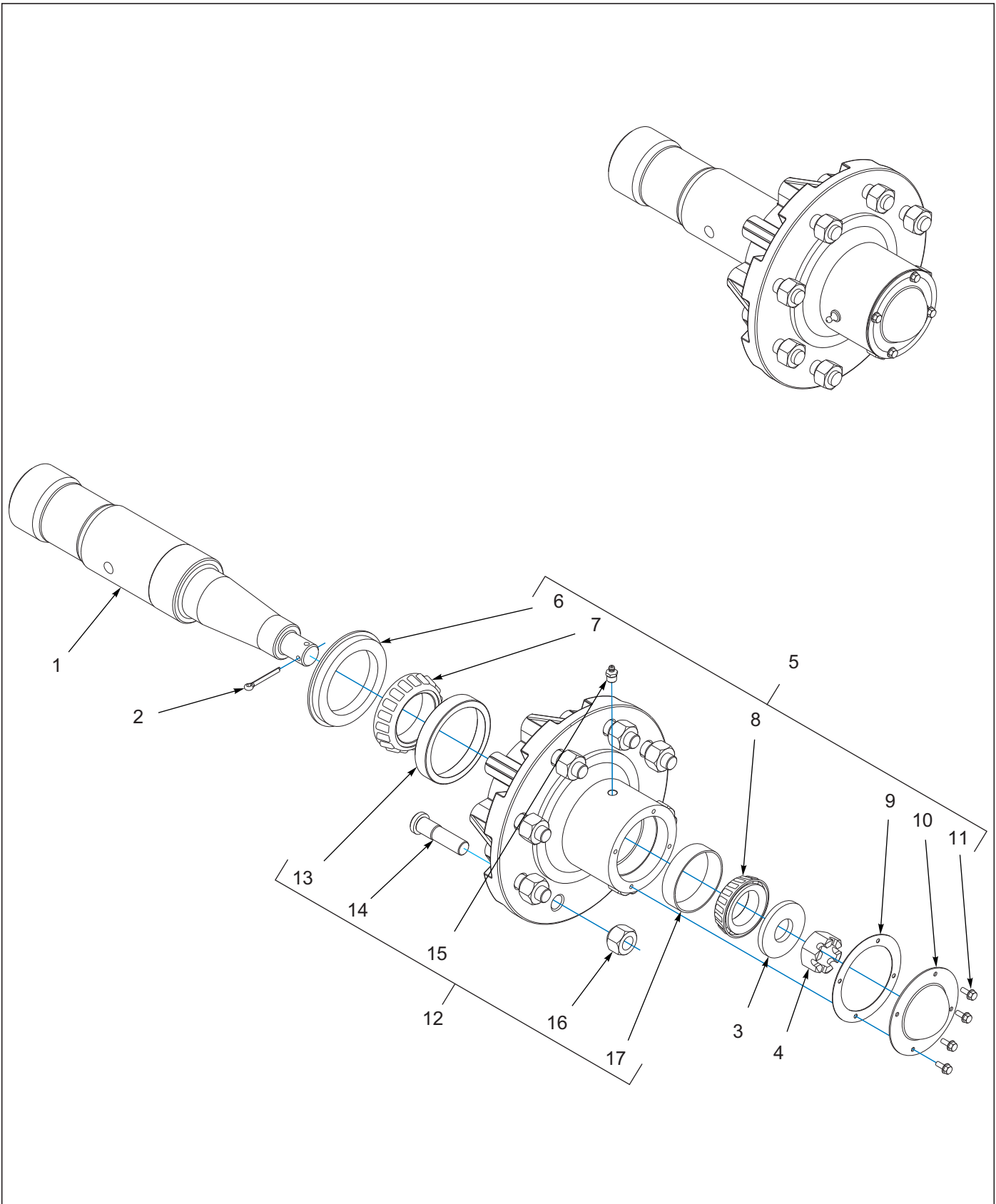


Figure 2-5: Hub and Spindle Assembly, 8 Bolt

Hub and Spindle Assembly,8 bolt

ITEM	PART NUMBER	DESCRIPTION	QTY.
--	223440	ASSY, 8 BOLT HUB & SPINDLE	
1	156973	SPINDLE 3 X 16-1/2	1
2	1-557-010362-51	PIN, COTTER 3/16X1-1/2	1
3	1-861-010005	WASHER, SPINDLE 1	1
4	1-516-010001-20	NUT, HX SLOT 1-14	1
5	168859	HUB ASSY, EIGHT BOLT (INCLUDES ITEMS 6-12) (SERVICE KIT ONLY)	
6	193089	SEAL, PURGABLE 4 OD X 3 ID	1
7	156979	CONE BEARING - 387AS	1
8	102498	BEARING CONE, OUTER, 1.625	1
9	223439	GASKET, DUST CAP	1
10	223437	DUST CAP, BOLT ON	1
11	223438	SCREW, 10-32X1/2 HEX FLANGE	4
12	223435	HUB ASSY W/ CUPS,GASKET,CAP (INCLUDES ITEMS 13-17)	1
13	111962	OUTER BEARING CUP L20HD#382A	1
14	4001060	HUB 75-8 BOLTS 5/8-18 STUD	8
15	5000	ZERK FITTING 1/8NPT	1
16	102600	NUT,WHEEL BOLT, 5/8	8
17	102604	BEARING CUP, OUTER	1

Frame Assemblies Wing

8' Inner Wing Assembly 9450FH-38'-42'

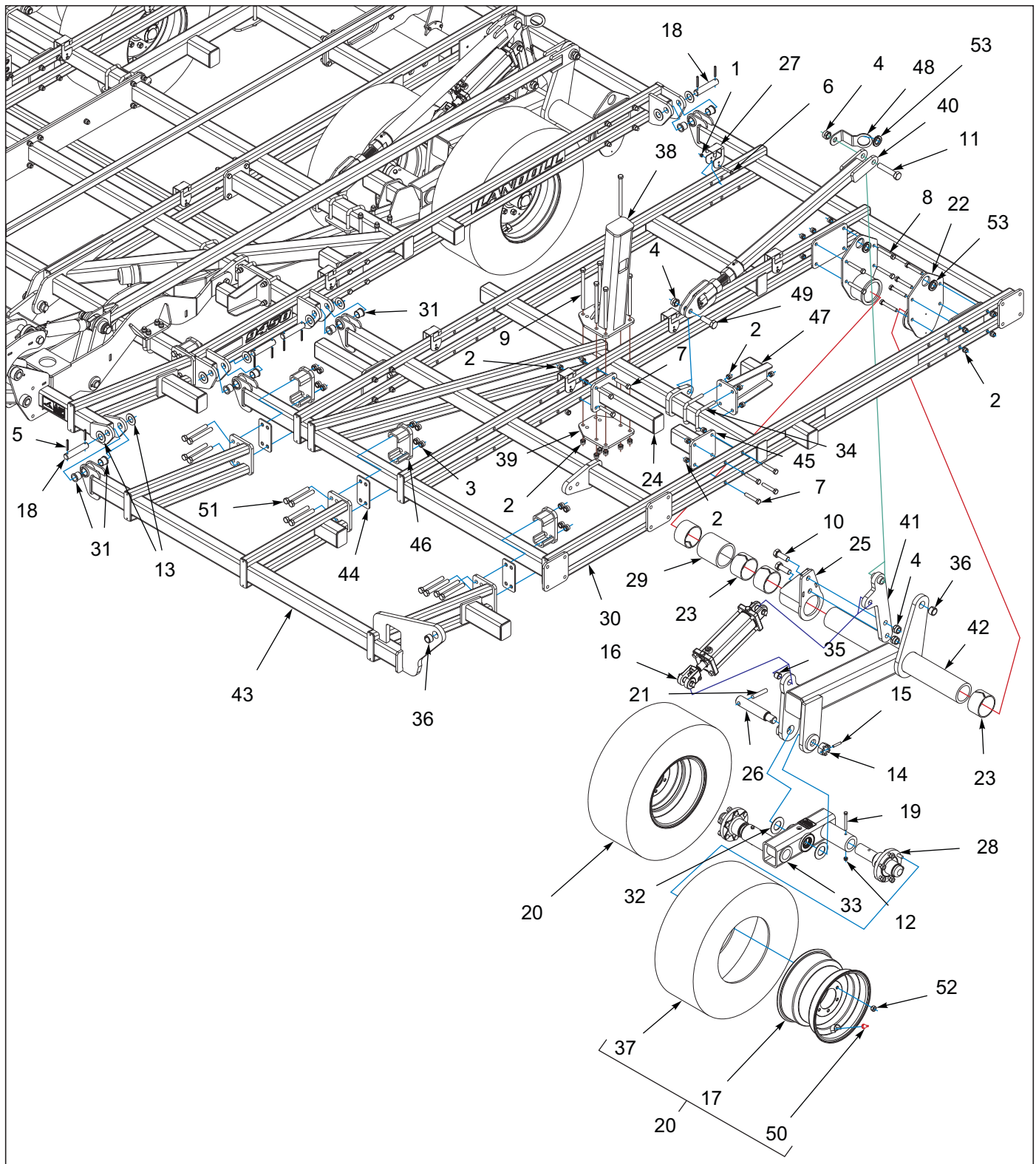


Figure 3-1: 8' Inner Wing Assembly 9450FH-38'-42'

8' Inner Wing Assembly 9450FH-38'-42'

ITEM	PART NUMBER	DESCRIPTION	QTY.
1	1-512-010005-05	NUT, HEX, SLFLKG GRB 3/8-16	10
2	1-512-010005-13	NUT,HEX SLFLKG GRB 5/8-11	52
3	1-512-010005-15	NUT,HEX,SLFLKG GRB 3/4-10	24
4	1-512-010005-19	NUT 1-8 HEX SLF-LOCKING GRB	8
5	1-647-010004240	PIN,SPRING,SLOTTED,5/16X2-1/2	16
6	1-654-010051-12	SCREW,HEX CAP,3/8-16UNCX2-3/4	10
7	1-654-010059-11	SCREW,HX CP 5/8-11UNCX3.5GR5	16
8	1-654-010059-13	SCREW HEX CAP 5/8-11X4UNC GR5	16
9	1-654-010059-24	SCREW HX CP 5/8-11UNCX9-1/2	12
10	1-654-010065-08	SCREW,HX CP 1-8UNC X 2-3/4GR5	4
11	1-654-010065-15	SCREW HX CP 1-8UNCX5 GR5	2
12	101988	NUT,HEXSLF-LKG 7/16-14 GRB	4
13	116100	WASHER 1-1/4 NAR FL ZP/CD	16
14	119118	NUT 1-1/2-12UNF HEX SLOTTEDZP	2
15	127712	PIN SPRING SLOTTED 3/8X2-1/4	2
16	140471	CYLINDER 3-3/4X10 REPHASE (SEE PAGE 7-2)	2
17	140547	WHEEL, 15 X 10 LB 6 BOLT	4
18	141244	PIN, FOLD	8
19	141809	SCREW HX CP7/16-14UNC X 4 GR5	4
20	142650	TIRE/WHEEL ASSY 280/70R15 (INCLUDES ITEMS 17, 37, 50)	4
21	156992	PIN, WALKING BEAM SPINDLE	2
22	162845	BEARING CAP 4-1/2 WLDMT	4
23	164175	BEARING UHMW 4-1/2X3W	8
24	164201	EXTENSION, SHANK 16" WLDMT	2
25	164256	BEARING, HOUSING WLDMT	2
26	164277	SPINDLE, WALKING BEAM	2
27	164295	CLAMP, HOSE	10
28	164352	HUB ASSY, 6BOLT 2-1/4 SPINDLE (SEE PAGE 3-27)	4
29	166156	SPACER, BEARING HOUSING	2
30	166186	FRAME WLDMT WING LEFT 8' (SHOWN)	1
30	166185	FRAME WLDMT WING RIGHT 8'	1
31	168787	BEARING, FLANGE 1-1/4 X 1-3/8L	16
32	171070	WASHER, THRUST 2	4
33	199362	WALKING BEAM ASSY 2-1/4 MF (SEE PAGE 3-26)	2
34	2-102-010004	BOLT U STANDARD GAUGE WHEEL	4
35	2-150-010008	BUSHING 1-1/4ODX1IDX1 STEEL	2
36	2-150-010174	BUSHING,1-5/8X1-1/4X1	4
37	204384	FIRESTONE RADIAL 280/70R15	4
38	231454	STOP, WING FOLD WLDMT	2
39	231458	CLAMP PLATE, WING FOLD STOP	2
40	232432	ASSY, RAD ROD (SEE PAGE 3-31)	2
41	232434	ARM, CYLINDER WLDMT	2
42	232437	LIFT, WING LEFT WLDMT (SHOWN)	1
42	232436	LIFT, WING RIGHT WLDMT	1
43	234921	EXTENSION,WING INNER 8LT WLDMT (SHOWN)	1
43	234920	EXTENSION,WING INNER 8RT WLDMT	1
44	234932	SPACER, 4-HOLE 1/4" THICK	6
45	234942	EXTENSION, SHANK 8" WLDMT	2
46	234944	CLAMP, FRAME EXTENSION WLDMT	6

8' Inner Wing Assembly 9450FH-38'-42'

ITEM	PART NUMBER	DESCRIPTION	QTY.
47	234945	EXTENSION, SHANK 12" WLDMT	2
48	235339	MOUNT, HYD HOSE	2
49	3J608	SCREW, HX CP 1-8UNC X 3 GR5	2
50	415	VALVE STEM	4
51	W908409-4	SCREW 3/4-10X6 HEX HD CAP	24
52	210606	WHEEL NUT 9/16-18UNF	24
53	1-822-010001	TRIM 1350 3/8BLK FINE PEBBLE (CUT LENGTH)	

8' Inner Wing Gauge Wheel Assembly 9450FH-38'-42'

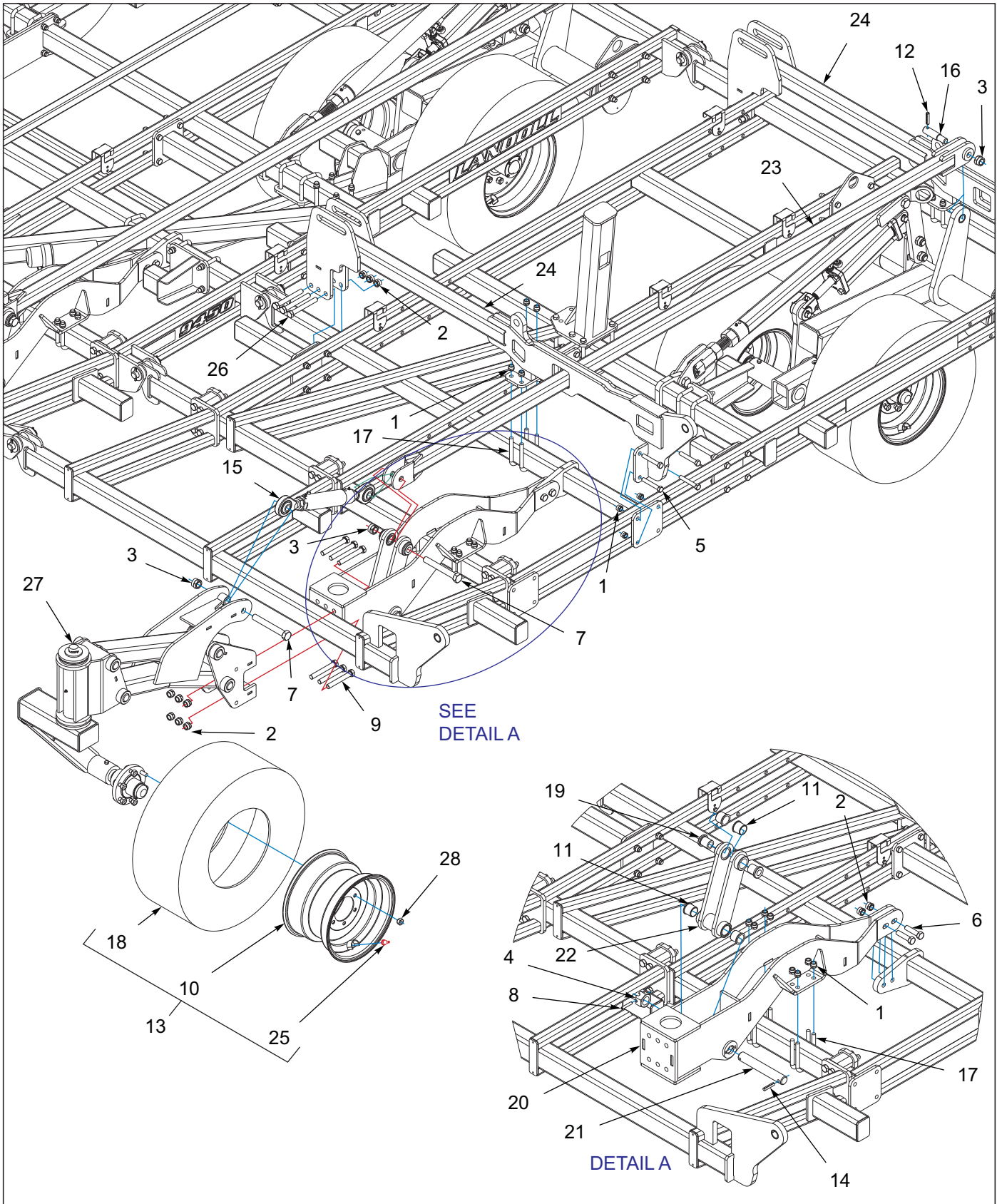


Figure 3-2: 8' Inner Wing Gauge Wheel Assembly 9450FH-38'-42'

8' Inner Wing Gauge Wheel Assembly 9450FH-38'-42'

ITEM	PART NUMBER	DESCRIPTION	QTY.
1	1-512-010005-13	NUT,HEX SLFLKG GRB 5/8-11	32
2	1-512-010005-15	NUT,HEX,SLFLKG GRB 3/4-10	28
3	1-512-010005-19	NUT 1-8 HEX SLF-LOCKING GRB	4
4	1-516-010001-27	NUT,HX SLOT 1-1/2-6 ZP	2
5	1-654-010059-13	SCREW HEX CAP 5/8-11X4UNC GR5	16
6	1-654-010061-09	SCREW HX CP 3/4-10UNCX3 GR5	4
7	100856	SCREW,HHCS,1-8X7-1/2 GR5	2
8	127712	PIN SPRING SLOTTED 3/8X2-1/4	2
9	139201	SCREW,HX CP 3/4-10UNCX5.50GR8	12
10	140547	WHEEL, 15 X 10 LB 6 BOLT	2
11	140599	BEARING, FLANGE 1-1/2"	8
12	141251	SPRING PIN,SLOTTED 1/2X2-1/4	2
13	142650	TIRE/WHEEL ASSY 280/70R15 (INCLUDES ITEMS 10, 18, 25)	2
14	144115	PIN, GROOVED ALLOY 1/2X2-1/4	2
15	158844	RAD ROD, LIFT ASSY (SEE PAGE 3-31)	2
16	193754	PIN, 1-1/4 X 2-3/4, STEP	2
17	2-102-010054	U-BOLT	16
18	204384	FIRESTONE RADIAL 280/70R15	2
19	227640	BUSHING, GAUGE WHEEL	4
20	232470	MOUNT, GAUGE WHEEL EXT WLDMT	2
21	232475	PIN, 1-1/2X10	2
22	234986	LINK, GAUGE WHEEL WLDMT	2
23	234989	LIFT TUBE, GAUGE WHEEL WLDMT	2
24	234992	MOUNT, INNER HINGE 8 WLDMT	4
25	415	VALVE STEM	2
26	W908409-4	SCREW 3/4-10X6 HEX HD CAP	12
27	228999	GAUGE WHEEL ASSY (SEE PAGE 3-29)	2
28	210606	WHEEL NUT 9/16-18UNF	12

10' Inner Wing Assembly 9450FH-46'-50'

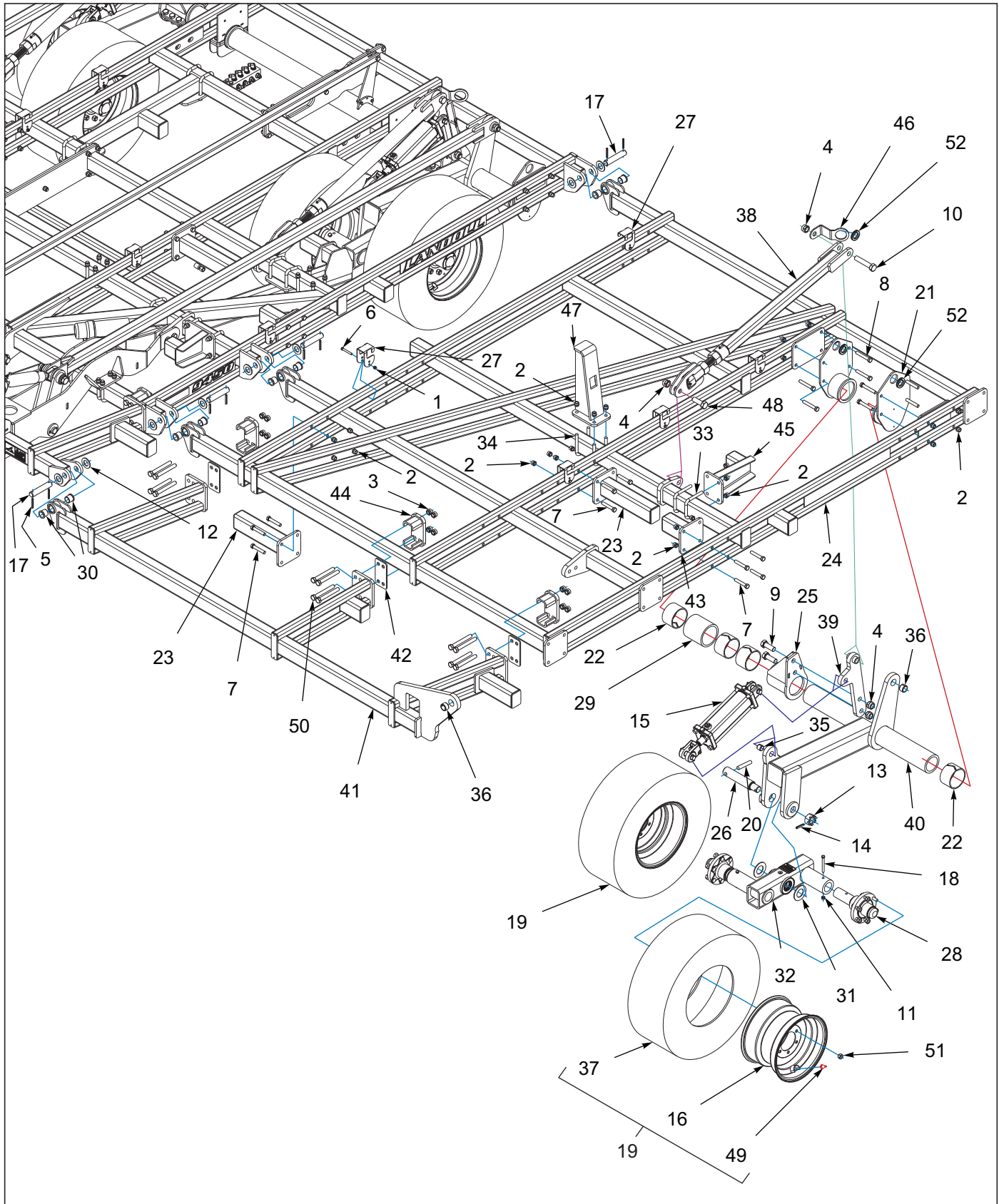


Figure 3-3: 10' Inner Wing Assembly 9450FH-46'-50'

10' Inner Wing Assembly 9450FH-46'-50'

ITEM	PART NUMBER	DESCRIPTION	QTY.
1	1-512-010005-05	NUT, HEX, SLFLKG GRB 3/8-16	10
2	1-512-010005-13	NUT,HEX SLFLKG GRB 5/8-11	64
3	1-512-010005-15	NUT,HEX,SLFLKG GRB 3/4-10	24
4	1-512-010005-19	NUT 1-8 HEX SLF-LOCKING GRB	8
5	1-647-010004240	PIN,SPRING,SLOTTED,5/16X2-1/2	16
6	1-654-010051-12	SCREW,HEX CAP,3/8-16UNCX2-3/4	10
7	1-654-010059-11	SCREW,HX CP 5/8-11UNCX3.5GR5	24
8	1-654-010059-13	SCREW HEX CAP 5/8-11X4UNC GR5	16
9	1-654-010065-08	SCREW,HX CP 1-8UNC X 2-3/4GR5	4
10	1-654-010065-15	SCREW HX CP 1-8UNCX5 GR5	2
11	101988	NUT,HEXSLF-LKG 7/16-14 GRB	4
12	116100	WASHER 1-1/4 NAR FL ZP/CD	16
13	119118	NUT 1-1/2-12UNF HEX SLOTTEDZP	2
14	127712	PIN SPRING SLOTTED 3/8X2-1/4	2
15	140471	CYLINDER 3-3/4X10 REPHASE (SEE PAGE 7-2)	2
16	140547	WHEEL, 15 X 10 LB 6 BOLT	4
17	141244	PIN, FOLD	8
18	141809	SCREW HX CP7/16-14UNC X 4 GR5	4
19	142650	TIRE/WHEEL ASSY 280/70R15 (INCLUDES ITEMS 16, 37, 49)	4
20	156992	PIN, WALKING BEAM SPINDLE	2
21	162845	BEARING CAP 4-1/2 WLDMT	4
22	164175	BEARING UHMW 4-1/2X3W	8
23	164201	EXTENSION, SHANK 16" WLDMT	4
24	164220	FRAME WLDMT WING LEFT 10' (SHOWN)	1
24	164219	FRAME WLDMT WING RIGHT 10'	1
25	164256	BEARING, HOUSING WLDMT	2
26	164277	SPINDLE, WALKING BEAM	2
27	164295	CLAMP, HOSE	10
28	164352	HUB ASSY, 6BOLT 2-1/4 SPINDLE (SEE PAGE 3-27)	4
29	166156	SPACER, BEARING HOUSING	2
30	168787	BEARING, FLANGE 1-1/4 X 1-3/8L	16
31	171070	WASHER, THRUST 2	4
32	199362	WALKING BEAM ASSY 2-1/4 MF (SEE PAGE 3-26)	2
33	2-102-010004	BOLT U STANDARD GAUGE WHEEL	4
34	2-102-010054	U-BOLT	4
35	2-150-010008	BUSHING 1-1/4ODX1IDX1 STEEL	2
36	2-150-010174	BUSHING,1-5/8X1-1/4X1	4
37	204384	FIRESTONE RADIAL 280/70R15	4
38	232432	ASSY, RAD ROD (SEE PAGE 3-22)	2
39	232434	ARM, CYLINDER WLDMT	2
40	232437	LIFT, WING LEFT WLDMT (SHOWN)	1
40	232436	LIFT, WING RIGHT WLDMT	1
41	234923	EXTENSION,WING INNER10LT WLDMT (SHOWN)	1
41	234922	EXTENSION,WING INNER10RT WLDMT	1
42	234932	SPACER, 4-HOLE 1/4" THICK	6
43	234942	EXTENSION, SHANK 8" WLDMT	2
44	234944	CLAMP, FRAME EXTENSION WLDMT	6
45	234945	EXTENSION, SHANK 12" WLDMT	2
46	235339	MOUNT, HYD HOSE	2

10' Inner Wing Assembly 9450FH-46'-50'

ITEM	PART NUMBER	DESCRIPTION	QTY.
47	235348	WING SUPPORT WLDMT	2
48	3J608	SCREW, HX CP 1-8UNC X 3 GR5	2
49	415	VALVE STEM	4
50	W908409-4	SCREW 3/4-10X6 HEX HD CAP	24
51	210606	WHEEL NUT 9/16-18UNF	24
52	1-822-010001	TRIM 1350 3/8BLK FINE PEBBLE (CUT TO LENGTH)	

10' Inner Wing Gauge Wheel Assembly 9450FH-46'-50'

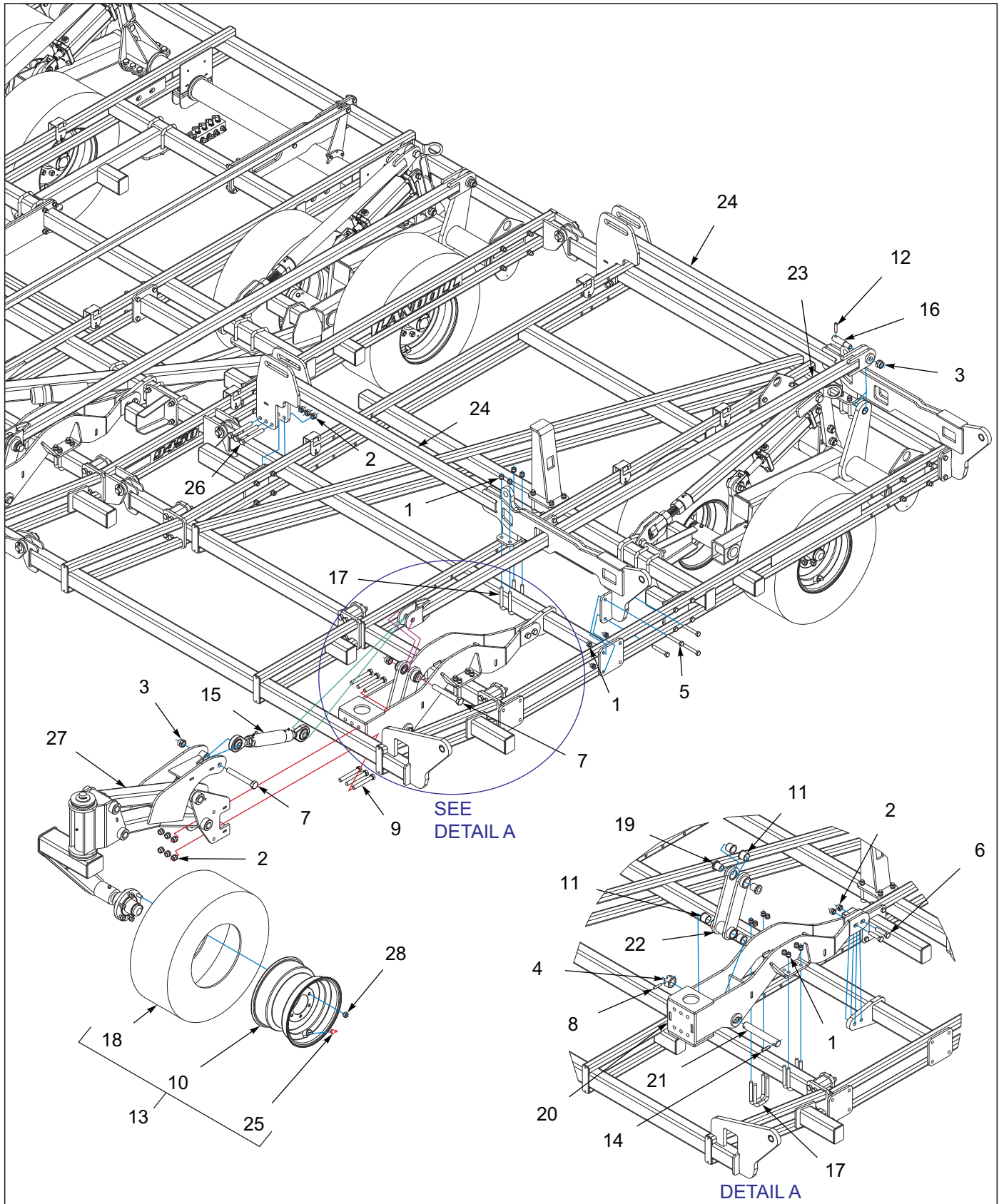


Figure 3-4: 10' Inner Wing Gauge Wheel Assembly 9450FH-46'-50'

10' Inner Wing Gauge Wheel Assembly 9450FH-46'-50'

ITEM	PART NUMBER	DESCRIPTION	QTY.
1	1-512-010005-13	NUT,HEX SLFLKG GRB 5/8-11	32
2	1-512-010005-15	NUT,HEX,SLFLKG GRB 3/4-10	28
3	1-512-010005-19	NUT 1-8 HEX SLF-LOCKING GRB	4
4	1-516-010001-27	NUT,HX SLOT 1-1/2-6 ZP	2
5	1-654-010059-13	SCREW HEX CAP 5/8-11X4UNC GR5	16
6	1-654-010061-09	SCREW HX CP 3/4-10UNCX3 GR5	4
7	100856	SCREW,HHCS,1-8X7-1/2 GR5	2
8	127712	PIN SPRING SLOTTED 3/8X2-1/4	2
9	139201	SCREW,HX CP 3/4-10UNCX5.50GR8	12
10	140547	WHEEL, 15 X 10 LB 6 BOLT	2
11	140599	BEARING, FLANGE 1-1/2"	8
12	141251	SPRING PIN,SLOTTED 1/2X2-1/4	2
13	142650	TIRE/WHEEL ASSY 280/70R15 (INCLUDES ITEMS 10, 18, 25)	2
14	144115	PIN, GROOVED ALLOY 1/2X2-1/4	2
15	158844	RAD ROD, LIFT ASSY (SEE PAGE 3-31)	2
16	193754	PIN, 1-1/4 X 2-3/4, STEP	2
17	2-102-010054	U-BOLT	16
18	204384	FIRESTONE RADIAL 280/70R15	2
19	227640	BUSHING, GAUGE WHEEL	4
20	232470	MOUNT, GAUGE WHEEL EXT WLDMT	2
21	232475	PIN, 1-1/2X10	2
22	234986	LINK, GAUGE WHEEL WLDMT	2
23	234989	LIFT TUBE, GAUGE WHEEL WLDMT	2
24	234993	MOUNT, INNER HINGE 10 WLDMT	4
25	415	VALVE STEM	2
26	W908409-4	SCREW 3/4-10X6 HEX HD CAP	12
27	228999	GAUGE WHEEL ASSY (SEE PAGE 3-29)	2
28	210606	WHEEL NUT 9/16-18UNF	12

6' Outer Wing Assembly 9450FH-38'-42'

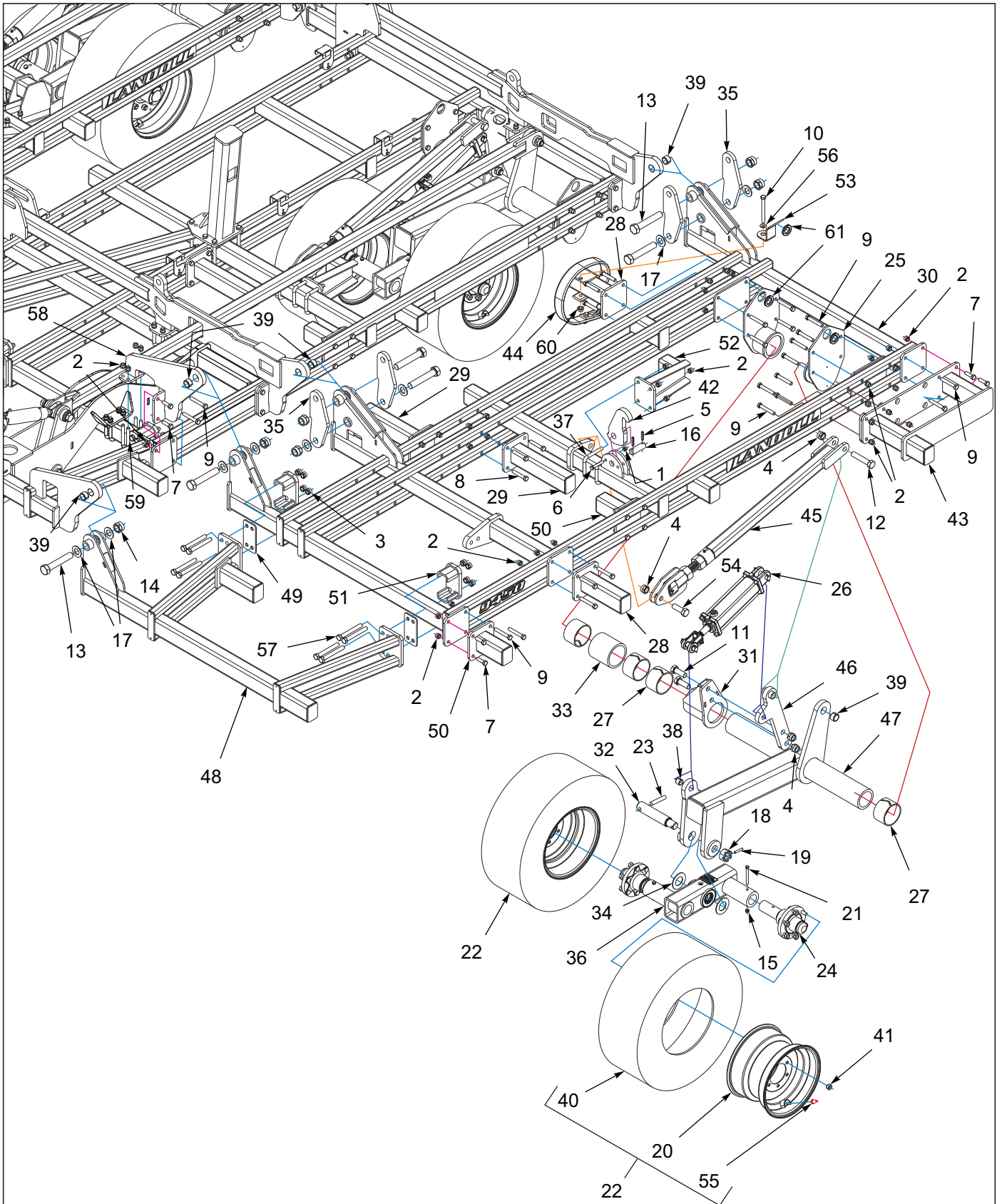


Figure 3-5: 6' Outer Wing Assembly 9450FH-38'-42'

6' Outer Wing Assembly 9450FH-38'-42'

ITEM	PART NUMBER	DESCRIPTION	QTY.
1	1-512-010005-09	NUT,HEX,SLFLKG, 1/2-13 GRB	2
2	1-512-010005-13	NUT,HEX SLFLKG GRB 5/8-11	96
3	1-512-010005-15	NUT,HEX,SLFLKG GRB 3/4-10	16
4	1-512-010005-19	NUT 1-8 HEX SLF-LOCKING GRB	8
5	1-647-010004255	PIN, SPRING, SLOTTED 3/8X2	4
6	1-654-010055-09	SCREW,HX CP,1/2-13UNCX3 GR5	2
7	1-654-010059-05	SCREW,HEX CAP,5/8-11UNCX2 GR5	6
8	1-654-010059-11	SCREW,HX CP 5/8-11UNCX3.5GR5	8
9	1-654-010059-13	SCREW HEX CAP 5/8-11X4UNC GR5	14
10	1-654-010059-17	SCREW,HX CP,5/8-11UNCX6 GR5	2
11	1-654-010065-08	SCREW,HX CP 1-8UNC X 2-3/4GR5	4
12	1-654-010065-15	SCREW HX CP 1-8UNCX5 GR5	2
13	100545	SCREW,CAP 1-1/4-7X7 GR5	12
14	101385	NUT,HEX SLFLKG,1-1/4-7 GRB	12
15	101988	NUT,HEXSLF-LKG 7/16-14 GRB	4
16	114652	PIN, FLIP 835	2
17	116100	WASHER 1-1/4 NAR FL ZP/CD	16
18	119118	NUT 1-1/2-12UNF HEX SLOTTEDZP	2
19	127712	PIN SPRING SLOTTED 3/8X2-1/4	2
20	140547	WHEEL, 15 X 10 LB 6 BOLT	4
21	141809	SCREW HX CP7/16-14UNC X 4 GR5	4
22	142650	TIRE/WHEEL ASSY 280/70R15 (INCLUDES ITEMS 20, 40, 55)	4
23	156992	PIN, WALKING BEAM SPINDLE	2
24	164352	HUB ASSY, 6BOLT 2-1/4 SPINDLE (SEE PAGE 3-27)	4
25	162845	BEARING CAP 4-1/2 WLDMT	4
26	164172	CYLINDER 3-1/2X10, REPHASE (SEE PAGE 7-3)	2
27	164175	BEARING UHMW 4-1/2X3W	8
28	164200	EXTENSION, SHANK 12" WLDMT	4
29	164201	EXTENSION, SHANK 16" WLDMT	2
30	164351	FRAME WLDMT WING LEFT 6' (SHOWN)	1
30	164350	FRAME WLDMT WING RIGHT 6'	1
31	164256	BEARING, HOUSING WLDMT	2
32	164277	SPINDLE, WALKING BEAM	2
33	166156	SPACER, BEARING HOUSING	2
34	171070	WASHER, THRUST 2	4
35	174447	LINK, WING FOLD	4
36	199362	WALKING BEAM ASSY 2-1/4 MF (SEE PAGE 3-26)	2
37	2-102-010004	BOLT U STANDARD GAUGE WHEEL	4
38	2-150-010008	BUSHING 1-1/4ODX1IDX1 STEEL	2
39	2-150-010174	BUSHING,1-5/8X1-1/4X1	10
40	204384	FIRESTONE RADIAL 280/70R15	4
41	210606	WHEEL NUT 9/16-18UNF	24
42	222329	HOOK, FOLD LATCH	2
43	229794	EXTENSION, SHANK WLDMT	2
44	232370	TINE ASSY, 4" SP	2
45	232432	ASSY, RAD ROD (SEE PAGE 3-22)	2
46	232434	ARM, CYLINDER WLDMT	2
47	232437	LIFT, WING LEFT WLDMT (SHOWN)	1
47	232436	LIFT, WING RIGHT WLDMT	1

6' Outer Wing Assembly 9450FH-38'-42'

ITEM	PART NUMBER	DESCRIPTION	QTY.
48	234925	EXTENSION,WING OUTER 6LT WLDMT (SHOWN)	1
48	234924	EXTENSION,WING OUTER 6RT WLDMT	1
49	234932	SPACER, 4-HOLE 1/4" THICK	4
50	234942	EXTENSION, SHANK 8" WLDMT	4
51	234944	CLAMP, FRAME EXTENSION WLDMT	4
52	234945	EXTENSION, SHANK 12" WLDMT	2
53	235339	MOUNT, HYD HOSE	2
54	3J608	SCREW, HX CP 1-8UNC X 3 GR5	2
55	415	VALVE STEM	4
56	622-3511-007	WASHER, FLAT 5/8 MIL-CARB SAE	2
57	W908409-4	SCREW 3/4-10X6 HEX HD CAP	16
58	234956	MOUNT, FRONT HINGE WLDMT	2
59	2-102-010054	U-BOLT	4
60	29SFFL 5811	NUT,FLANGE HEAD LOCK5/8-11UNC	2
61	1-822-010001	TRIM 1350 3/8BLK FINE PEBBLE (CUT TO LENGTH)	

6' Outer Wing Gauge Wheel Assembly 9450FH-38'-42'

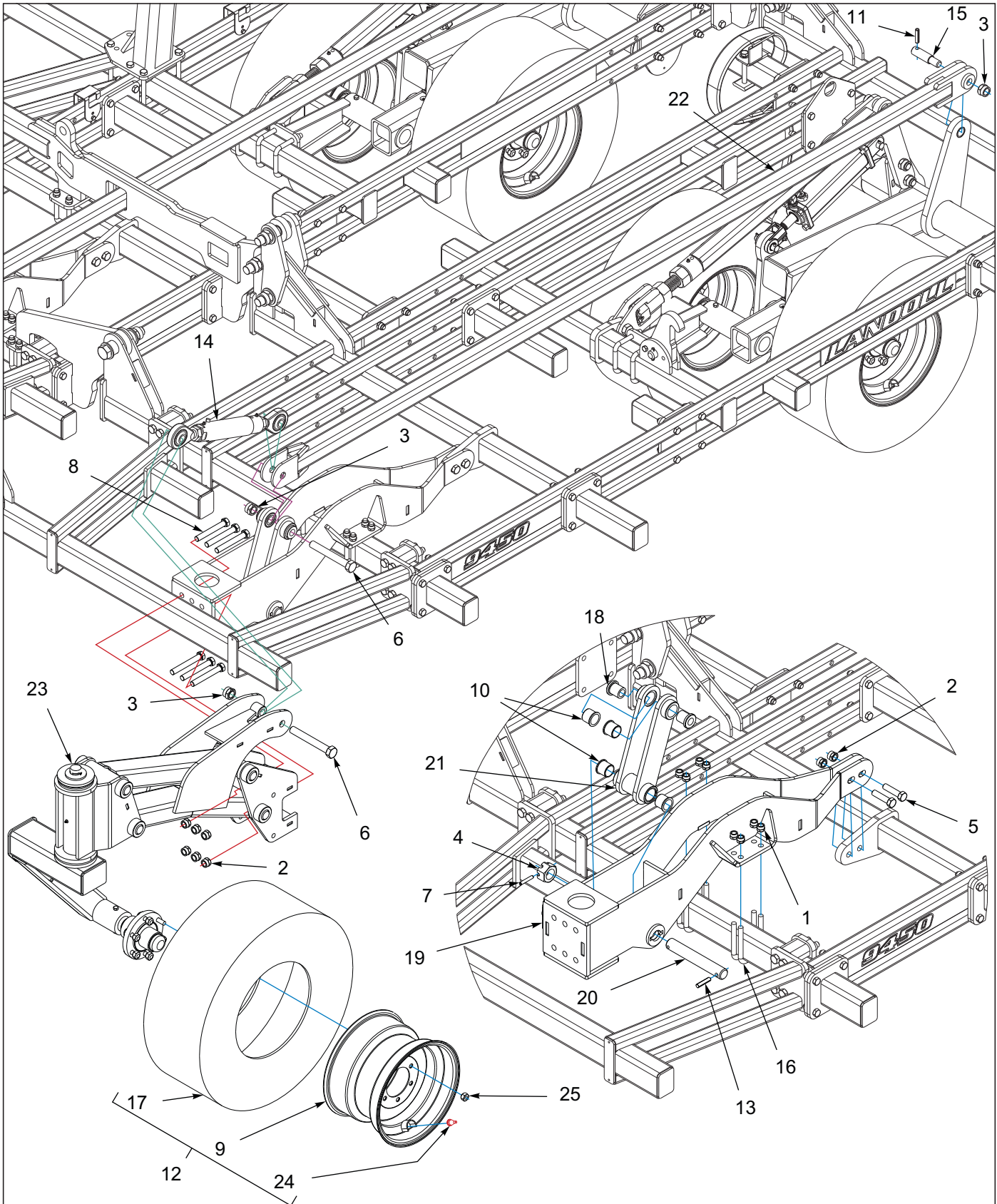


Figure 3-6: 6' Outer Wing Gauge Wheel Assembly 9450FH-38'-42'

6' Outer Wing Gauge Wheel Assembly 9450FH-38'-42'

ITEM	PART NUMBER	DESCRIPTION	QTY.
1	1-512-010005-13	NUT,HEX SLFLKG GRB 5/8-11	16
2	1-512-010005-15	NUT,HEX,SLFLKG GRB 3/4-10	16
3	1-512-010005-19	NUT 1-8 HEX SLF-LOCKING GRB	6
4	1-516-010001-27	NUT,HX SLOT 1-1/2-6 ZP	2
5	1-654-010061-09	SCREW HX CP 3/4-10UNCX3 GR5	4
6	100856	SCREW,HHCS,1-8X7-1/2 GR5	4
7	127712	PIN SPRING SLOTTED 3/8X2-1/4	2
8	139201	SCREW,HX CP 3/4-10UNCX5.50GR8	12
9	140547	WHEEL, 15 X 10 LB 6 BOLT	2
10	140599	BEARING, FLANGE 1-1/2"	8
11	141251	SPRING PIN,SLOTTED 1/2X2-1/4	2
12	142650	TIRE/WHEEL ASSY 280/70R15 (INCLUDES ITEMS 9, 17, 24)	2
13	144115	PIN, GROOVED ALLOY 1/2X2-1/4	2
14	158844	RAD ROD, LIFT ASSY (SEE PAGE 3-31)	2
15	193754	PIN, 1-1/4 X 2-3/4, STEP	2
16	2-102-010054	U-BOLT	5
17	204384	FIRESTONE RADIAL 280/70R15	2
18	227640	BUSHING, GAUGE WHEEL	4
19	232470	MOUNT, GAUGE WHEEL EXT WLDMT	2
20	232475	PIN, 1-1/2X10	2
21	234986	LINK, GAUGE WHEEL WLDMT	2
22	234989	LIFT TUBE, GAUGE WHEEL WLDMT	2
23	228999	GAUGE WHEEL ASSY (SEE PAGE 3-29)	2
24	415	VALVE STEM	2
25	210606	WHEEL NUT 9/16-18UNF	12

8' Outer Wing Assembly 9450FH-46'-50'

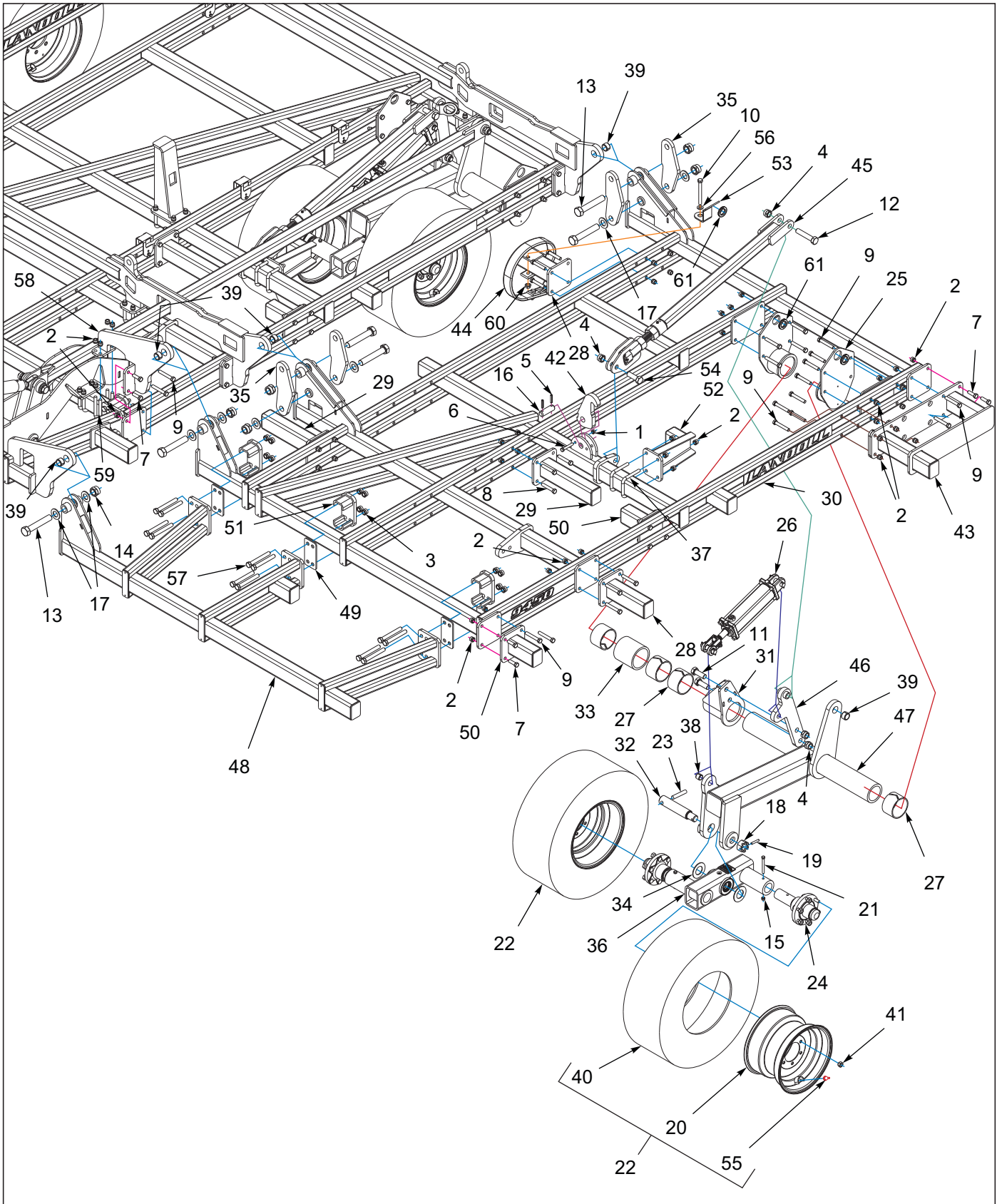


Figure 3-7: 8' Outer Wing Assembly 9450FH-46'-50'

8' Outer Wing Assembly 9450FH-46'-50'

ITEM	PART NUMBER	DESCRIPTION	QTY.
1	1-512-010005-09	NUT,HEX,SLFLKG, 1/2-13 GRB	2
2	1-512-010005-13	NUT,HEX SLFLKG GRB 5/8-11	96
3	1-512-010005-15	NUT,HEX,SLFLKG GRB 3/4-10	24
4	1-512-010005-19	NUT 1-8 HEX SLF-LOCKING GRB	8
5	1-647-010004255	PIN, SPRING, SLOTTED 3/8X2	4
6	1-654-010055-09	SCREW,HX CP,1/2-13UNCX3 GR5	2
7	1-654-010059-05	SCREW,HEX CAP,5/8-11UNCX2 GR5	6
8	1-654-010059-11	SCREW,HX CP 5/8-11UNCX3.5GR5	8
9	1-654-010059-13	SCREW HEX CAP 5/8-11X4UNC GR5	14
10	1-654-010059-17	SCREW,HX CP,5/8-11UNCX6 GR5	2
11	1-654-010065-08	SCREW,HX CP 1-8UNC X 2-3/4GR5	4
12	1-654-010065-15	SCREW HX CP 1-8UNCX5 GR5	2
13	100545	SCREW,CAP 1-1/4-7X7 GR5	12
14	101385	NUT,HEX SLFLKG,1-1/4-7 GRB	12
15	101988	NUT,HEXSLF-LKG 7/16-14 GRB	4
16	114652	PIN, FLIP 835	2
17	116100	WASHER 1-1/4 NAR FL ZP/CD	16
18	119118	NUT 1-1/2-12UNF HEX SLOTTEDZP	2
19	127712	PIN SPRING SLOTTED 3/8X2-1/4	2
20	140547	WHEEL, 15 X 10 LB 6 BOLT	4
21	141809	SCREW HX CP7/16-14UNC X 4 GR5	4
22	142650	TIRE/WHEEL ASSY 280/70R15 (INCLUDES ITEMS 20, 40, 55)	4
23	156992	PIN, WALKING BEAM SPINDLE	2
24	164352	HUB ASSY, 6BOLT 2-1/4 SPINDLE (SEE PAGE 3-27)	4
25	162845	BEARING CAP 4-1/2 WLDMT	4
26	164172	CYLINDER 3-1/2X10, REPHASE (SEE PAGE 7-3)	2
27	164175	BEARING UHMW 4-1/2X3W	8
28	164200	EXTENSION, SHANK 12" WLDMT	4
29	164201	EXTENSION, SHANK 16" WLDMT	2
30	164218	FRAME WLDMT WING LEFT 8' (SHOWN)	1
30	164217	FRAME WLDMT WING RIGHT 8'	1
31	164256	BEARING, HOUSING WLDMT	2
32	164277	SPINDLE, WALKING BEAM	2
33	166156	SPACER, BEARING HOUSING	2
34	171070	WASHER, THRUST 2	4
35	174447	LINK, WING FOLD	4
36	199362	WALKING BEAM ASSY 2-1/4 MF (SEE PAGE 3-26)	2
37	2-102-010004	BOLT U STANDARD GAUGE WHEEL	4
38	2-150-010008	BUSHING 1-1/4ODX1IDX1 STEEL	2
39	2-150-010174	BUSHING,1-5/8X1-1/4X1	10
40	204384	FIRESTONE RADIAL 280/70R15	4
41	210606	WHEEL NUT 9/16-18UNF	24
42	222329	HOOK, FOLD LATCH	2
43	229794	EXTENSION, SHANK WLDMT	2
44	232370	TINE ASSY, 4" SP	2
45	232432	ASSY, RAD ROD (SEE PAGE 3-22)	2
46	232434	ARM, CYLINDER WLDMT	2
47	232437	LIFT, WING LEFT WLDMT (SHOWN)	1
47	232436	LIFT, WING RIGHT WLDMT	1

8' Outer Wing Assembly 9450FH-46'-50'

ITEM	PART NUMBER	DESCRIPTION	QTY.
48	234927	EXTENSION,WING OUTER 8LT WLDMT (SHOWN)	1
48	234926	EXTENSION,WING OUTER 8RT WLDMT	1
49	234932	SPACER, 4-HOLE 1/4" THICK	6
50	234942	EXTENSION, SHANK 8" WLDMT	4
51	234944	CLAMP, FRAME EXTENSION WLDMT	6
52	234945	EXTENSION, SHANK 12" WLDMT	2
53	235339	MOUNT, HYD HOSE	2
54	3J608	SCREW, HX CP 1-8UNC X 3 GR5	2
55	415	VALVE STEM	4
56	622-3511-007	WASHER, FLAT 5/8 MIL-CARB SAE	2
57	W908409-4	SCREW 3/4-10X6 HEX HD CAP	24
58	234956	MOUNT, FRONT HINGE WLDMT	2
59	2-102-010054	U-BOLT	4
60	29SFFL 5811	NUT,FLANGE HEAD LOCK5/8-11UNC	2
61	1-822-010001	TRIM 1350 3/8BLK FINE PEBBLE (CUT TO LENGTH)	

8' Outer Wing Gauge Wheel Assembly 9450FH-46'-50'

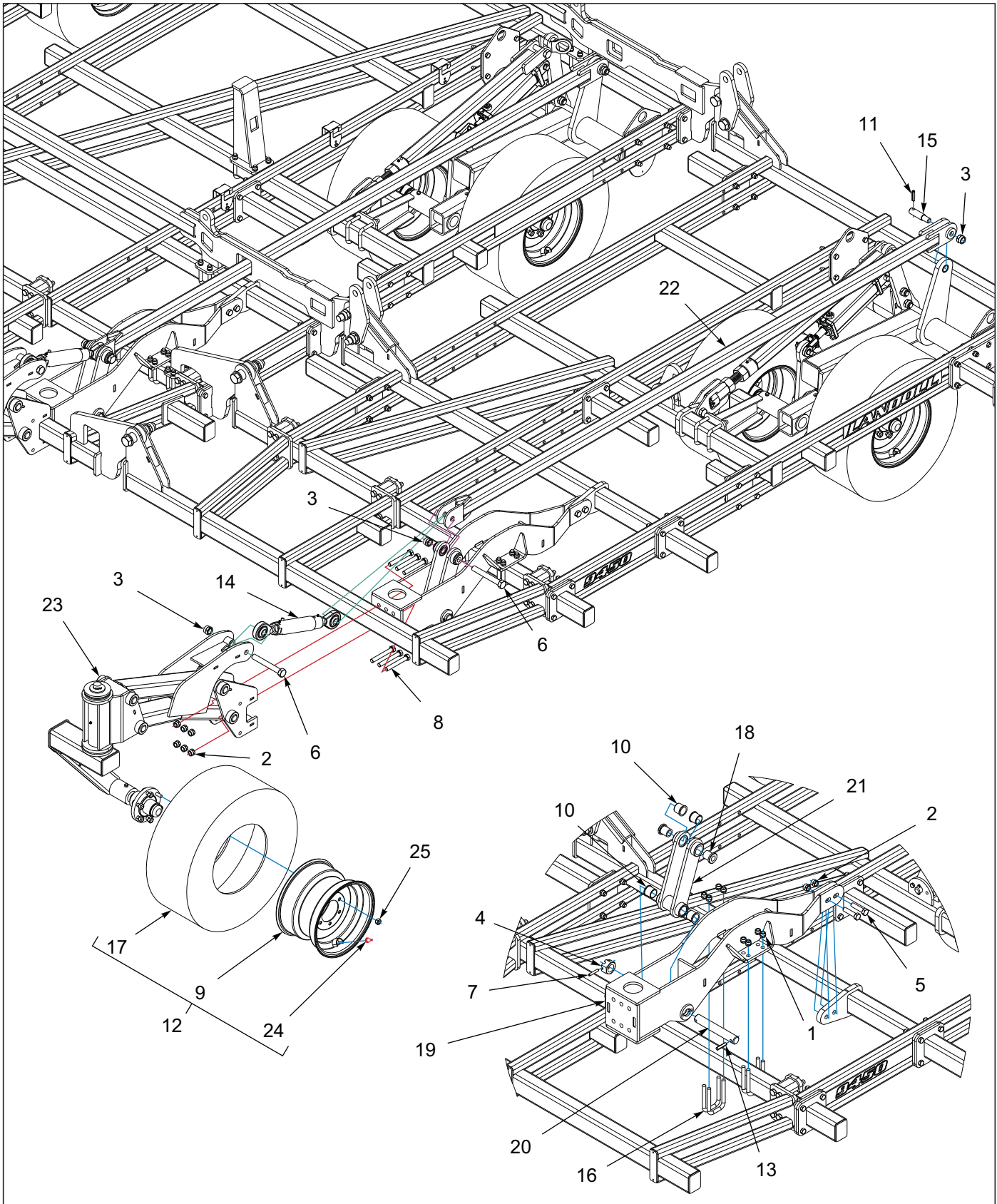


Figure 3-8: 8' Outer Wing Gauge Wheel Assembly 9450FH-46'-50'

8' Outer Wing Gauge Wheel Assembly 9450FH-46'-50'

ITEM	PART NUMBER	DESCRIPTION	QTY.
1	1-512-010005-13	NUT,HEX SLFLKG GRB 5/8-11	16
2	1-512-010005-15	NUT,HEX,SLFLKG GRB 3/4-10	16
3	1-512-010005-19	NUT 1-8 HEX SLF-LOCKING GRB	6
4	1-516-010001-27	NUT,HX SLOT 1-1/2-6 ZP	2
5	1-654-010061-09	SCREW HX CP 3/4-10UNCX3 GR5	4
6	100856	SCREW,HHCS,1-8X7-1/2 GR5	4
7	127712	PIN SPRING SLOTTED 3/8X2-1/4	2
8	139201	SCREW,HX CP 3/4-10UNCX5.50GR8	12
9	140547	WHEEL, 15 X 10 LB 6 BOLT	2
10	140599	BEARING, FLANGE 1-1/2"	8
11	141251	SPRING PIN,SLOTTED 1/2X2-1/4	2
12	142650	TIRE/WHEEL ASSY 280/70R15 (INCLUDES ITEMS 9, 17, 24)	2
13	144115	PIN, GROOVED ALLOY 1/2X2-1/4	2
14	158844	RAD ROD, LIFT ASSY (SEE PAGE 3-31)	2
15	193754	PIN, 1-1/4 X 2-3/4, STEP	2
16	2-102-010054	U-BOLT	5
17	204384	FIRESTONE RADIAL 280/70R15	2
18	227640	BUSHING, GAUGE WHEEL	4
19	232470	MOUNT, GAUGE WHEEL EXT WLDMT	2
20	232475	PIN, 1-1/2X10	2
21	234986	LINK, GAUGE WHEEL WLDMT	2
22	234989	LIFT TUBE, GAUGE WHEEL WLDMT	2
23	228999	GAUGE WHEEL ASSY (SEE PAGE 3-29)	2
24	415	VALVE STEM	2
25	210606	WHEEL NUT 9/16-18UNF	12

Radius Rod Assembly Lift

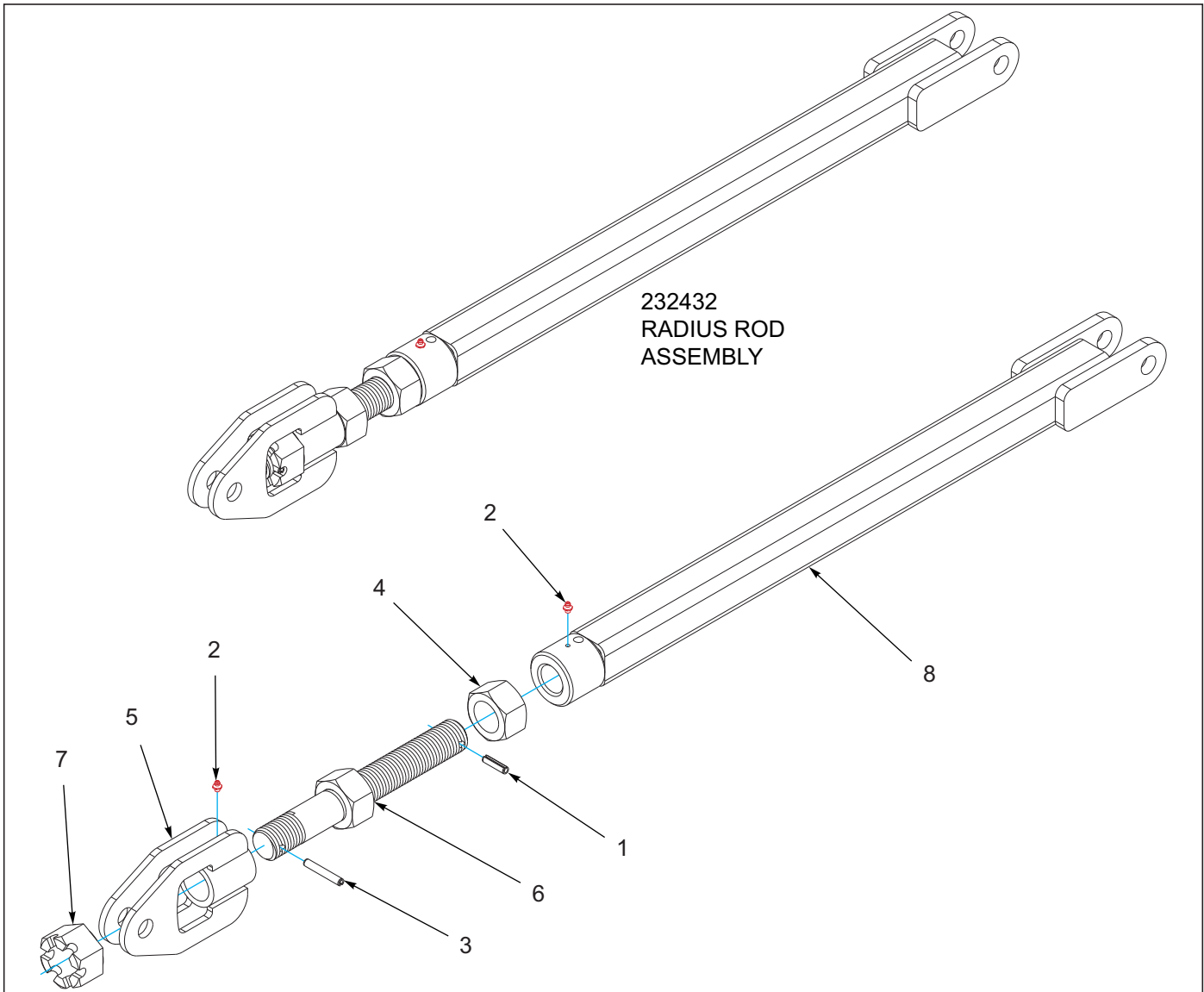


Figure 3-9: Radius Rod Assembly Lift

Radius Rod Assembly Lift

ITEM	PART NUMBER	DESCRIPTION	QTY.
--	232432	ASSY, RAD ROD	
1	0600-375-01500	PIN ROLL 3/8X1-1/2	1
2	1-298-010001-1	ZERK FITTING 1/4 SAE	2
3	1-647-010004257	PIN,SPRING,SLOTTED 3/8X2-1/2	1
4	159954	NUT HEX 1-3/4-5UNC GR2	1
5	227675	MOUNT, LIFT ARM WLDMT	1
6	227679	SCREW, ADJUSTMENT WLDMT	1
7	23085	NUT HEX SLOTTED 1 3/4-5	1
8	232433	TUBE, RAD ROD WLDMT	1

Walking Beam Assembly

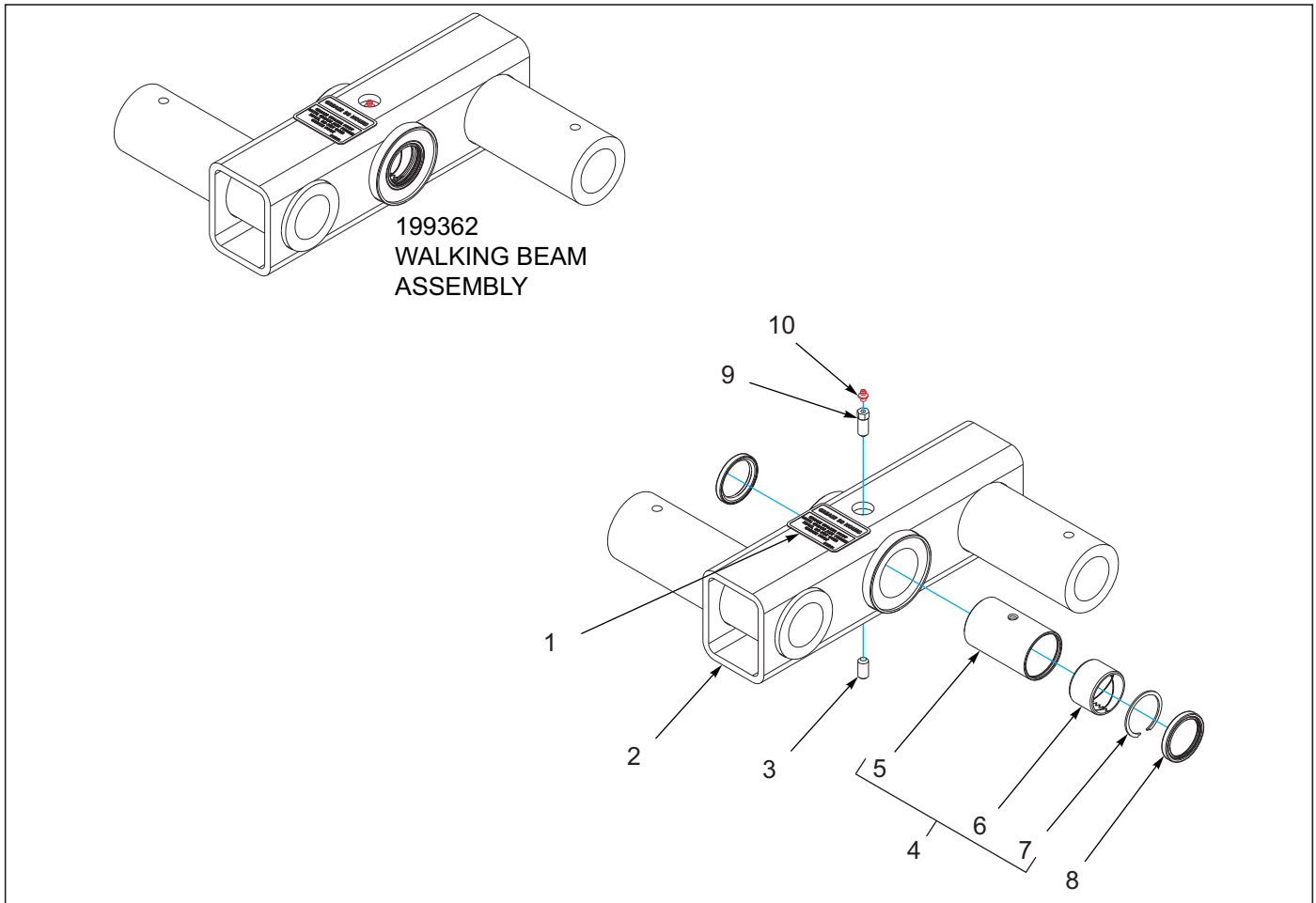


Figure 3-10: Walking Beam Assembly

Walking Beam Assembly

ITEM	PART NUMBER	DESCRIPTION	QTY.
--	199362	WALKING BEAM ASSY 2-1/4 MF	
1	215341	DECAL, GREASE WALKER	1
2	199363	WALKING BEAM WLD 2-1/4 SPINDLE	1
3	15G816ER	SCREW SET SOC HD CPPT.5-13X1	1
4	228187	ASSY, PIVOT 2 X 4 CONNEX (INCLUDES ITEMS 5-7)	1
5	228190	BUSHING, 2X4 W/ SNAP RING	1
6	130052	BUSHING, SPRING 2-1/4X2X1-1/2	2
7	228193	SNAP RING, INTERNAL - 2-1/4	2
8	198322	SEAL, V17, DOUBLE LIP 2"	2
9	212046	SCREW, SET FOR ZERK	1
10	1-298-010001-1	ZERK FITTING 1/4 SAE	1

Hub and Spindle Assembly, 6-Bolt

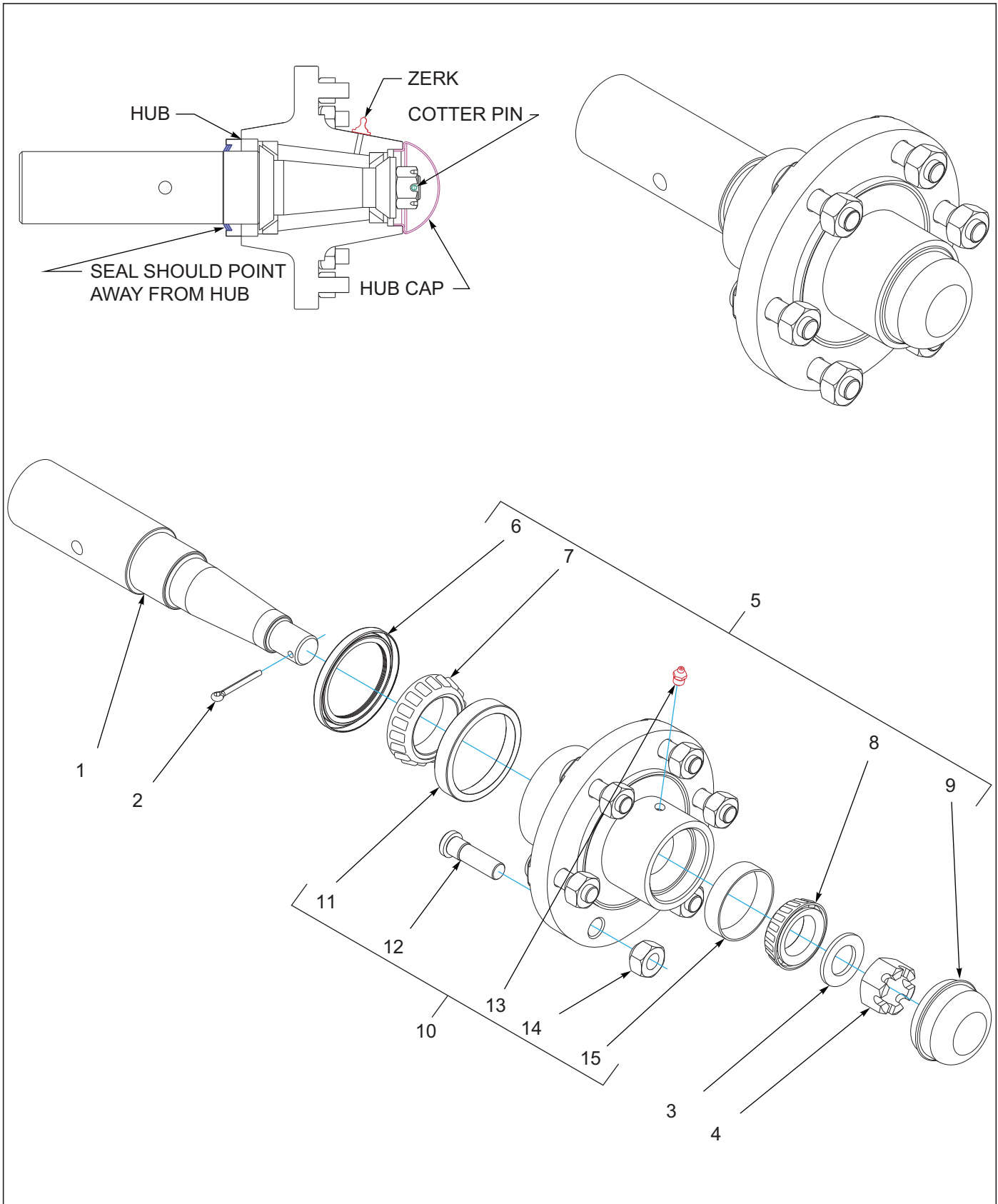


Figure 3-11: Hub and Spindle Assembly, 6-Bolt

Hub and Spindle Assembly, 6-Bolt

ITEM	PART NUMBER	DESCRIPTION	QTY.
--	164352	HUB ASSY, 6BOLT 2-1/4 SPINDLE	
1	164349	SPINDLE 2-1/4	1
2	1-557-010362-51	PIN, COTTER 3/16X1-1/2	1
3	141238	WASHER, SPINDLE	1
4	1-516-010001-20	NUT, HX SLOT 1-14	1
5	141866	HUB ASSY SIX BOLT (INCL. ITEMS 6-10)	1
6	140554	SEAL GREASE	1
7	102498	BEARING CONE, OUTER, 1.625	1
8	1-076-010007	CONE INNER	1
9	141236	DUST CAP, WHEEL HUB	1
10	140645	HUB W/CUPS, SIX BOLT (INCL. ITEMS 11-15)	1
11	102604	BEARING CUP, OUTER	1
12	143066	STUD BOLT 9/16-18	6
13	5000	ZERK FITTING 1/8NPT	1
14	210606	WHEEL NUT 9/16-18UNF	6
15	1-076-010010	CUP INNER	1

Gauge Wheel Assembly

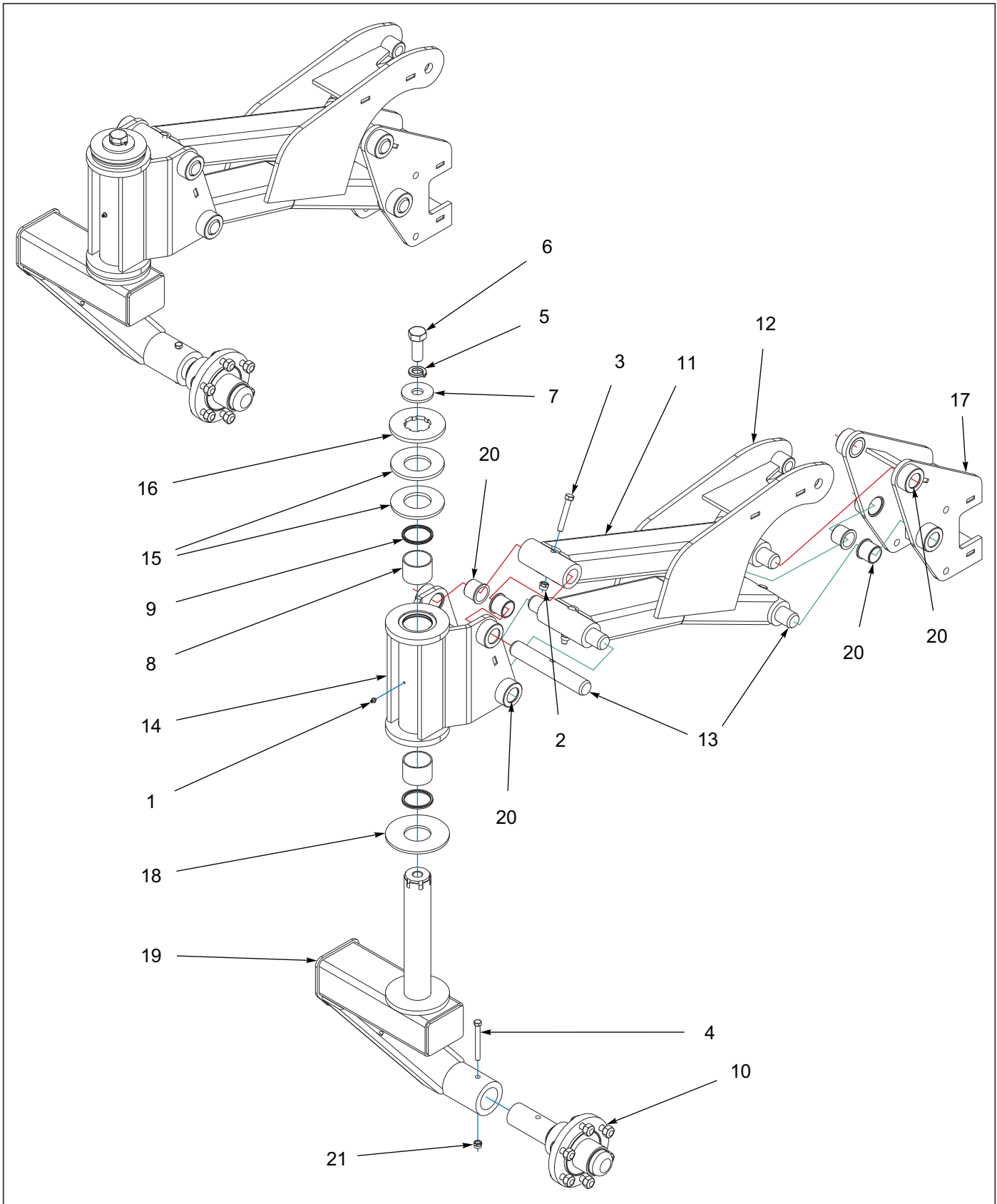


Figure 3-12: Gauge Wheel Assembly

Gauge Wheel Assembly

ITEM	PART NUMBER	DESCRIPTION	QTY.
--	228999	GAUGE WHEEL ASSY	
1	1-298-010001-1	ZERK FITTING 1/4 SAE	1
2	1-512-010005-09	NUT,HEX,SLFLKG, 1/2-13 GRB	4
3	1-654-010055-10	SCREW HEX CAP 1/2-13X3-1/4GR5	4
4	141809	SCREW HX CP7/16-14UNC X 4 GR5	1
5	1-861-010034-21	WASHER, LKG HEL SPRG 1IN	1
6	151528	SCREW, HX CP 1-8UNCX2-1/2 GR5	1
7	173850	HEAVY WASHER	1
8	187163	BUSHING,2-3/4 X 2-1/2 X 2 LONG	2
9	187166	SEAL, POLYPAK - 2-1/2"	2
10	164352	HUB ASSY, 6BOLT 2-1/4 SPINDLE (SEE PAGE 3-31)	1
11	227602	LINK, TOP GAUGE WHEEL WLDMT	1
12	227603	LINK, BOTTOM GAUGE WHEEL WLDMT	1
13	227607	PIN, GAUGE WHEEL	4
14	227608	HUB, GAUGE WHEEL WLDMT	1
15	227621	WASHER, SPRING 2.53 ID	2
16	227622	WASHER, SPRING RETAINING	1
17	227625	MOUNT, GAUGE WHEEL WLDMT	1
18	227643	WASHER, THRUST	1
19	227614	AXLE, GAUGE WHEEL WLDMT	1
20	240687	BEARING, FLANGE 1-1/2	8
21	101988	NUT,HEXSLF-LKG 7/16-14 GRB	1

Radius Rod Lift Assembly Gauge Wheel

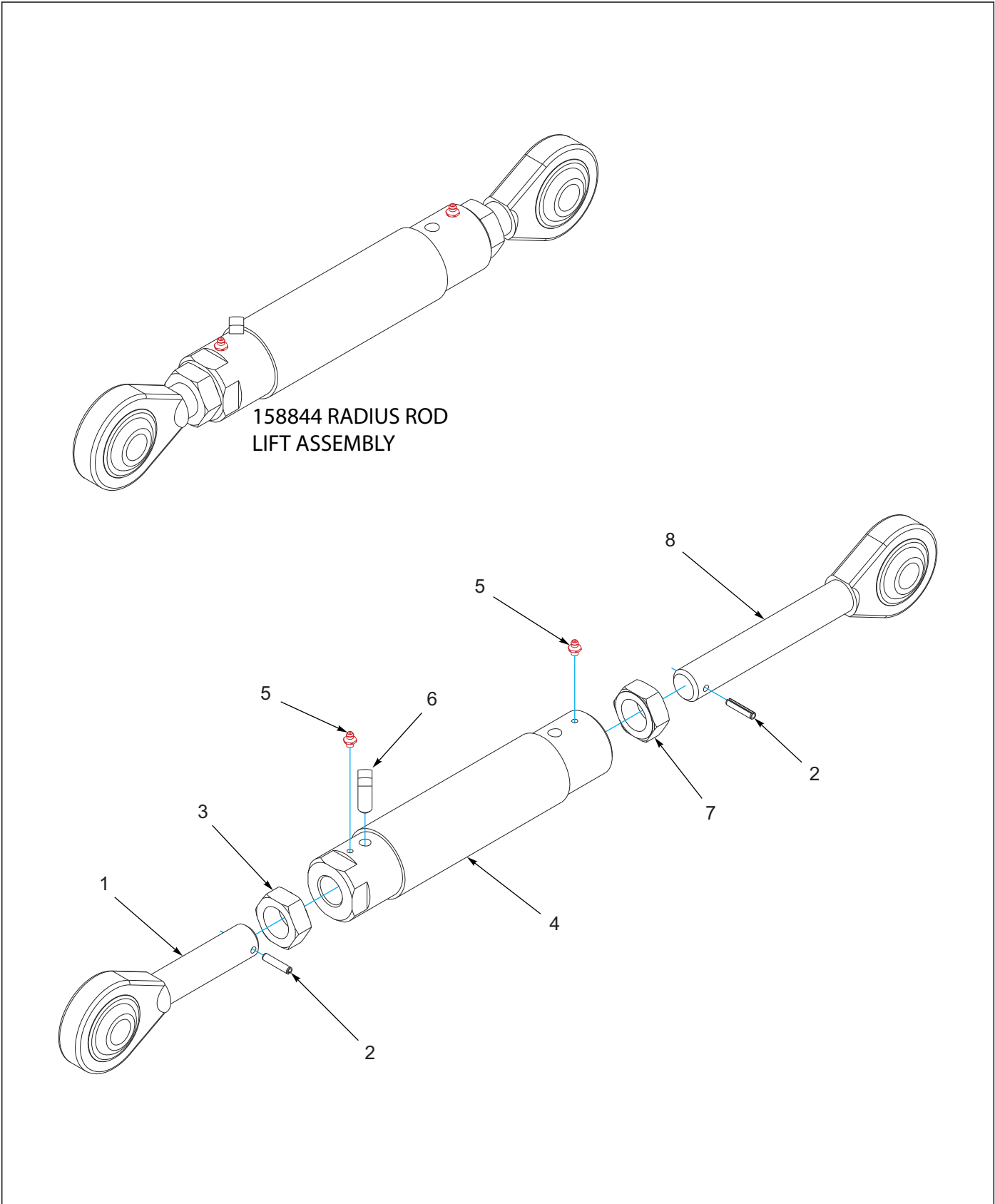


Figure 3-13: Radius Rod Lift Assembly Gauge Wheel

Radius Rod Lift Assembly Gauge Wheel

ITEM	PART NUMBER	DESCRIPTION	QTY.
--	158844	RAD ROD, LIFT ASSY	
1	159557	SCREW, SHORT, RH RADIUS ROD	1
2	0600-250-01250	ROLL PIN 1/4X1-1/4 LONG	2
3	100823	NUT,HEX JAM,1-1/4-7 GR2	1
4	158843	RADIUS ROD WLDMT 13"	1
5	1-298-010001-1	ZERK FITTING 1/4 SAE	2
6	1-654-010080-2	SCREW SET1/2X1-1/4 SQHD CP PT	1
7	153803	NUT 1-1/4-7 HX JAM,UNC LH GR2	1
8	2-654-010097	SCREW, LH RADIUS ROD	1

Fold Assemblies

Center Frame Fold Bracket Assembly

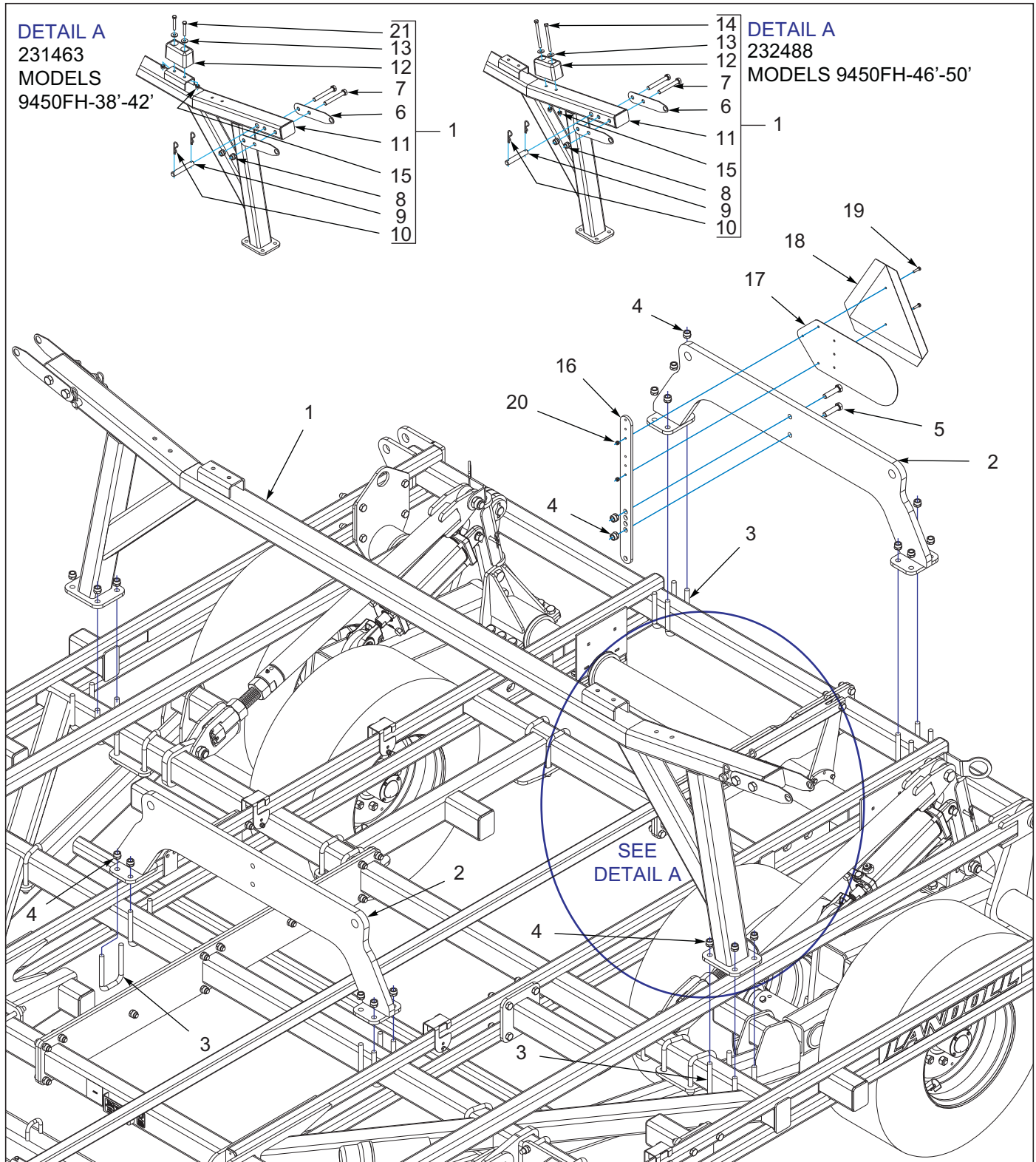


Figure 4-1: Center Frame Fold Bracket Assembly

Center Frame Fold Bracket Assembly

ITEM	PART NUMBER	DESCRIPTION	QTY.
1	231463	STABILIZER ASSY, WING 9650 (INCLUDES ITEMS 6, 7, 8, 9, 10, 11, 12, 13, 15, 21) (USED ON MODELS 9650FH-38'-42')	1
1	232488	WING STABILIZER ASSY, 9650 (INCLUDES ITEMS 6, 7, 8, 9, 10, 11, 12, 13, 14, 15) (USED ON MODELS 9650FH-46'-50')	1
2	191490	MOUNT WLDMT FOLD CYL REAR	2
3	2-102-010054	U-BOLT	12
4	1-512-010005-13	NUT,HEX SLFLKG GRB 5/8-11	15
5	1-654-010059-07	SCREW HX CP 5/8-11UNCX2-1/2G5	3
6	174396	BRACKET, WING STABILIZER	4
7	1-654-010061-16	SCREW 3/4-10UNCX5-1/2 HXCP G5	4
8	1-512-010005-15	NUT,HEX,SLFLKG GRB 3/4-10	4
9	8-557-010149	PIN 1 DIA X 6	2
10	1-557-010013	PIN, HAIR 3/16 DIA	4
11	174392	WING WLDMT STABILIZER 9650	1
12	128874	BUMPER RUBBER 6X3X3-1/2	2
13	1-861-010032-15	WASHER, FLAT 1/2 W ZP/CD	4
14	1-654-010055-17	SCREW,HEX CAP,1/2-13UNCX6 GR5	4
15	1-512-010005-09	NUT,HEX,SLFLKG, 1/2-13 GRB	4
16	164142	BRACKET, SMV MOUNTING	1
17	224590	MOUNT, SIS DECAL	1
18	70260977	SMV EMBLEM	1
19	1-654-010047-06	SCREW,HX CP 1/4-20UNCX1 GR5	2
20	1-512-010005-01	NUT,HEX,SLFLKG GRB 1/4-20	2
21	1-654-010055-09	SCREW,HX CP,1/2-13UNCX3 GR5	4

Fold Cylinder Assembly

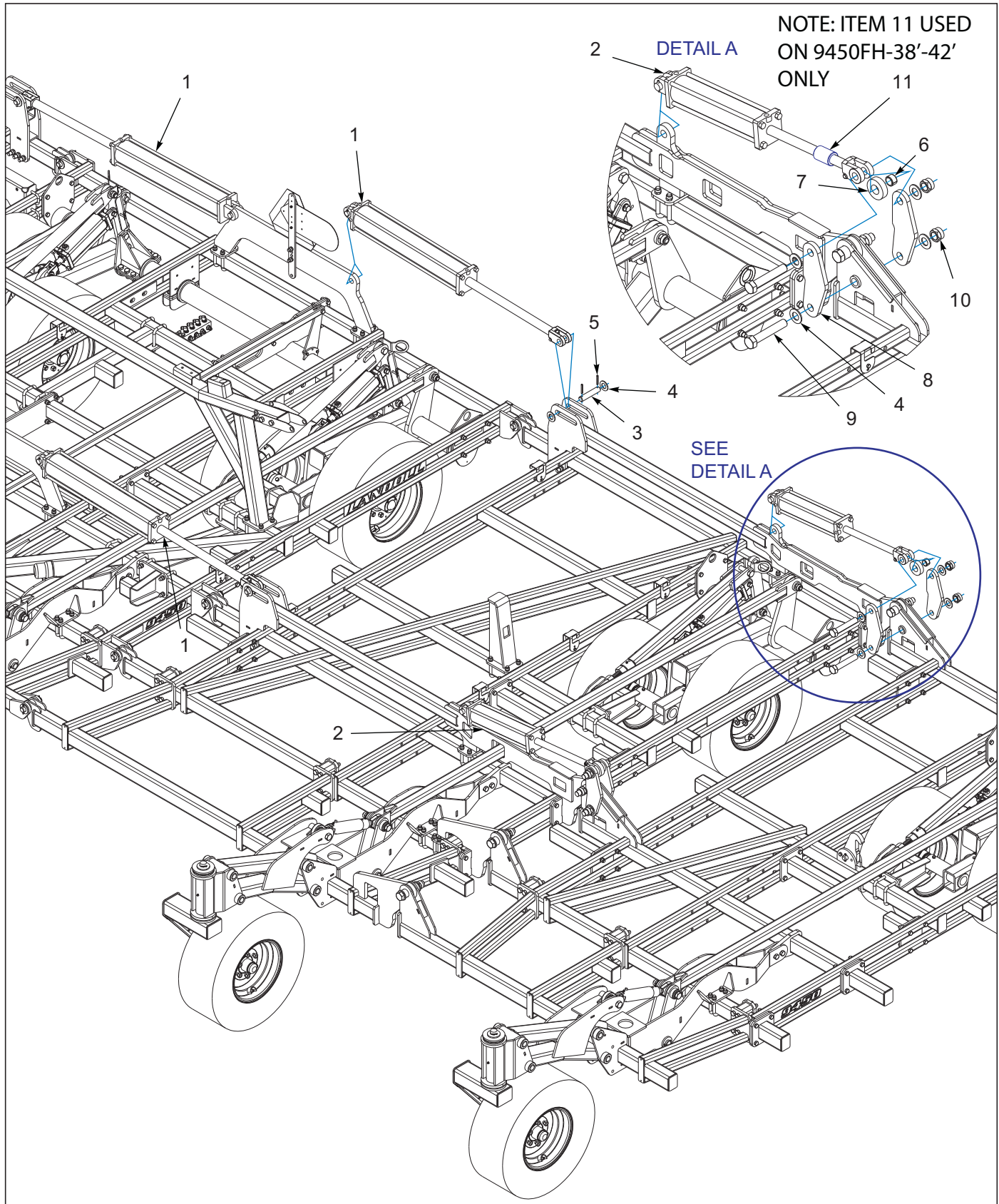


Figure 4-2: Fold Cylinder Assembly

Fold Cylinder Assembly

ITEM	PART NUMBER	DESCRIPTION	QTY.
1	167575	CYLINDER, 4-1/2 X 30, 2DIA ROD (9450FH-38'-42') (SEE PAGE 7-4)	4
1	177315	CYLINDER, HYD 5 X 30, 3000 PSI (9450FH-46'-50') (SEE PAGE 7-6)	4
2	144322	CYLINDER, 4 X 16 (9450FH-38'-42') (SEE PAGE 7-5)	4
2	235334	CYLINDER ASSY, 4X16 3000PSI (9450FH-46'-50') (SEE PAGE 7-8)	4
3	141244	PIN, FOLD	4
4	116100	WASHER 1-1/4 NAR FL ZP/CD	24
5	1-647-010004240	PIN,SPRING,SLOTTED,5/16X2-1/2	8
6	2-150-010174	BUSHING,1-5/8X1-1/4X1	4
7	161538	ROLLER, WING EXTENSION	4
8	174447	LINK, WING FOLD	8
9	100545	SCREW,CAP 1-1/4-7X7 GR5	8
10	101385	NUT,HEX SLFLKG,1-1/4-7 GRB	8
11	231459	BUSHING, CYLINDER STOP 3-1/4" (USED ON 9450FH-38'-42' ONLY)	4

Shank Assemblies

Tine Assembly

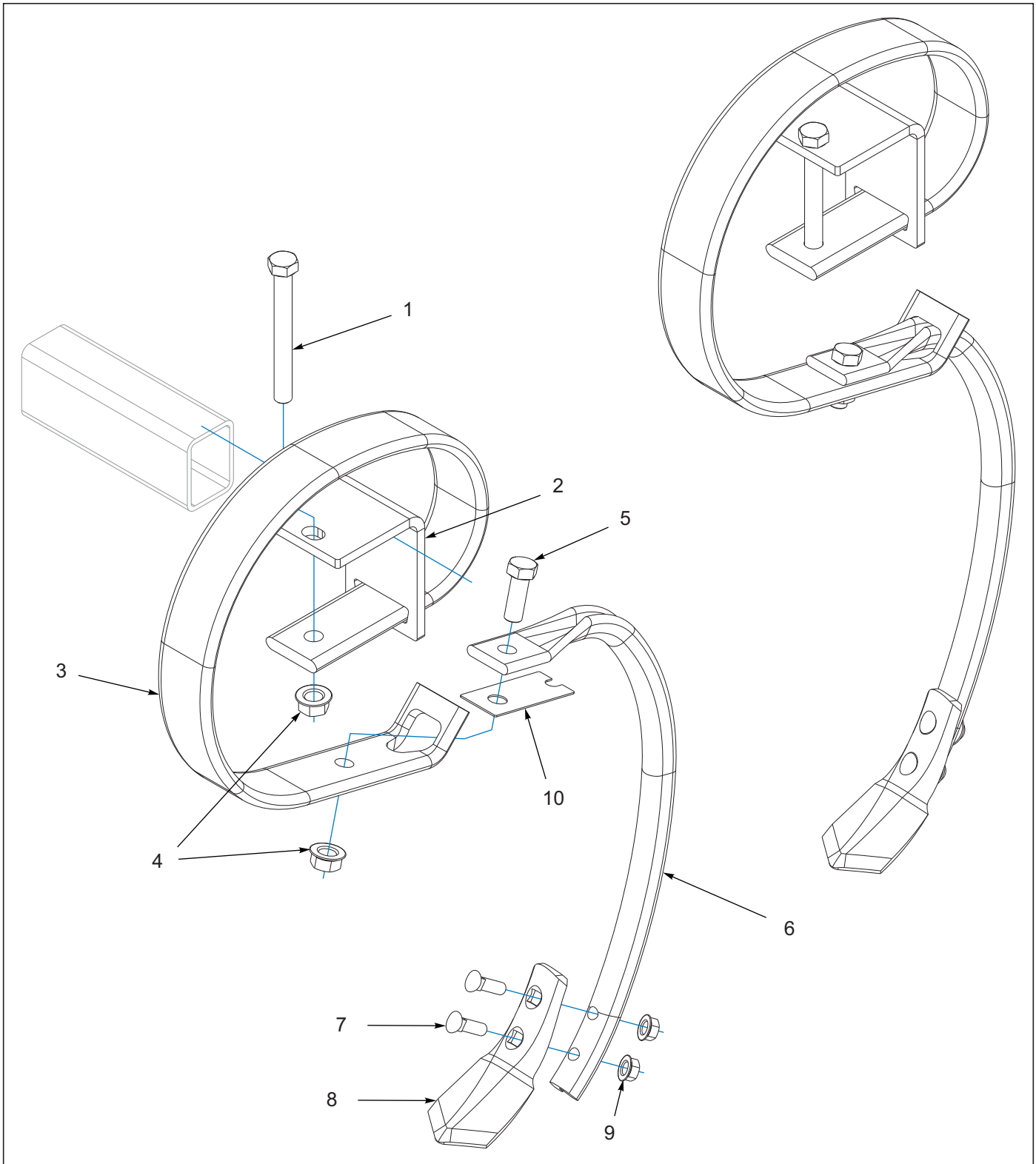


Figure 5-1: Tine Assembly

Tine Assembly

ITEM	PART NUMBER	DESCRIPTION	QTY.
--	232370	TINE ASSY, 4" SP (INCLUDES ITEMS 1-4)	
1	1-654-010059-16	SCREW,HEX CAP,5/8-11UNCX5.50	1
2	232458	CLAMP, TINE	1
3	234940	SPRING CLAMP, 1/2 X 2-1/2	1
4	29SFFL 5811	NUT,FLANGE HEAD LOCK5/8-11UNC	2
5	1-654-010059-04	SCREW,HEX CAP 5/8-11X1-3/4 G5	1
6	232374	STEM, 50X10MM	1
7	235355	BOLT, 7/16X1-3/4 OVAL PLOW GR5	2
8	232468	SWEEP, 2-3/4 DANISH	1
9	243728	NUT,7/16-14 FLANGE HD SERRATED	2
10	238393	SPACER, TINE SHANK (AS REQUIRED)	

Hydraulic Assemblies

Hydraulic Assembly Lift 9450-38'-42'

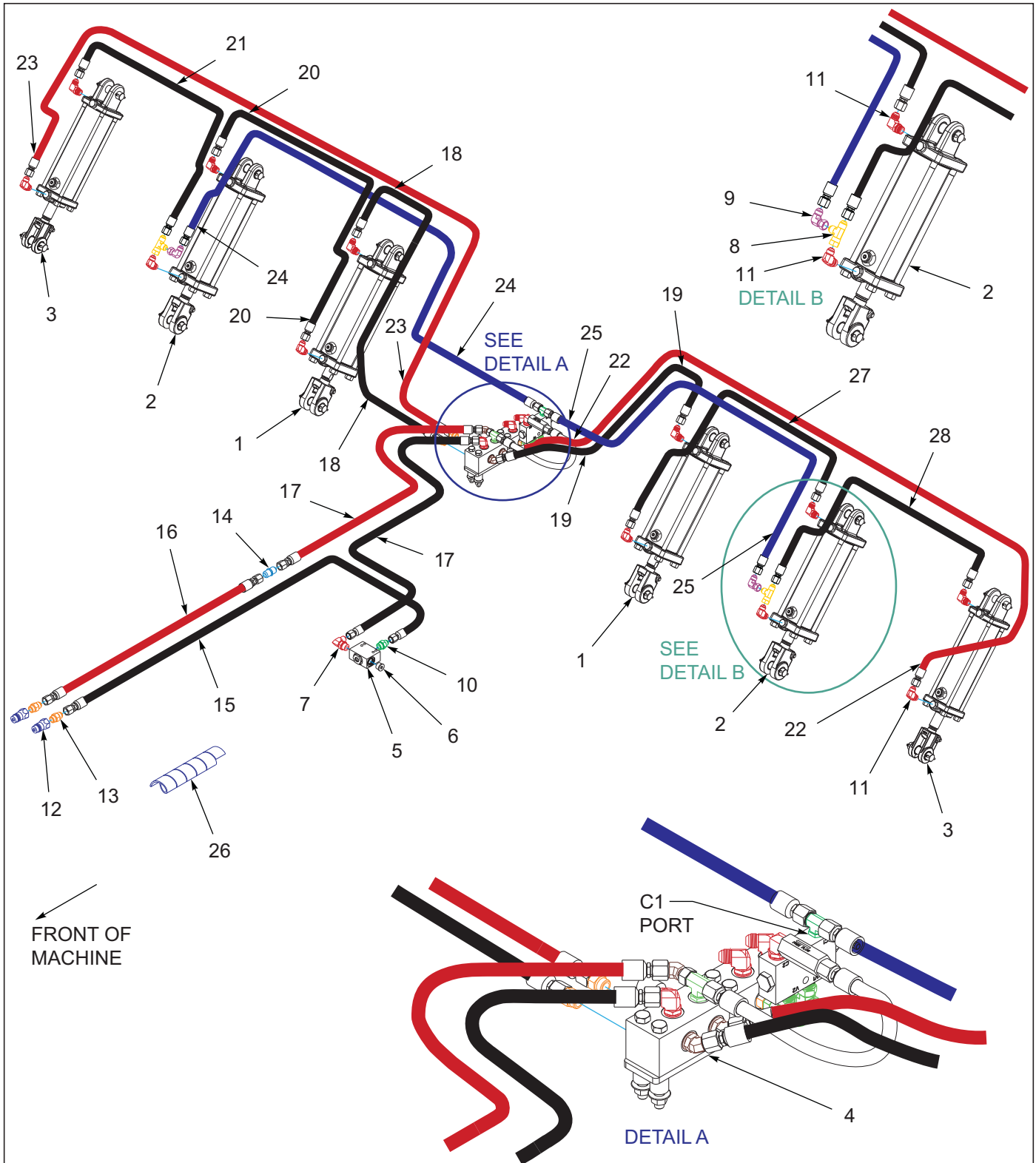


Figure 6-1: Hydraulic Assembly Lift 9450-38'-42'

Hydraulic Assembly Lift 9450-38'-42'

ITEM	PART NUMBER	DESCRIPTION	QTY.
1	140470	CYLINDER 4X10 REPHASE (SEE PAGE 7-1)	2
2	140471	CYLINDER 3-3/4X10 REPHASE (SEE PAGE 7-2)	2
3	164172	CYLINDER 3-1/2X10, REPHASE (SEE PAGE 7-2)	2
4	236700	MANIFOLD ASSY, CULTIVATOR (SEE PAGE 6-7)	1
5	203467	VALVE-LIMIT, STROKE	1
6	143853	PLUG #10 M ORB HEX SOCKET	1
7	2062-10-8S	ADAPTER,90, #10 O-RING-TUBE	1
8	203102-8-8S	ADAPTER,TEE,1/2 #8JICX#8JICSWV	3
9	2071-8-8S	ADAPTER90 #8 FLR SWIVEL #8JIC	3
10	202702-10-8S	ADAPTER, #10 O-RING #8 TUBE	1
11	2062-8-8S	ADAPTER, 90, #8 O-RING-TUBE	12
12	141828	COUPLER,MALE 3/4-16 O-RING	2
13	202702-8-8S	ADAPTER #8 O-RING TO #8 TUBE	2
14	148338	FITTING, UNION SAE 37 8X8	1
15	229049	HOSE ASSY, 1/2X306, SAE37,STR	1
16	1-397-010301208	HOSE ASY,1/2X208,SAE37STR-STR	1
17	235385	HOSE ASSY, 1/2X174, SAE37, STR	2
18	181801	HOSE ASSY, 3/8x58 #8 JIC SWIV	1
19	116489	HOSE ASSY 3/8X64 #8 JIC SW	1
20	198296	HOSE ASSY, 3/8X144 #8JIC SWIV	1
21	116434	HOSE ASSY, 3/8X120 #8 JIC SW	1
22	116437	HOSE ASSY, 3/8X267 #8 JIC SW	1
23	236696	HOSE ASSY, 3/8X261 #8 SWIV	1
24	144343	HOSE ASSY 3/8X165 #8 JIC SWIV	1
25	210265	HOSE ASSY,3/8,#8JIC SWIVELX178	1
26	155528	HOSE WRAP, BLUE 1" ID X 8"	1
27	210264	HOSE ASSY,3/8,#8JIC SWIVELX138	1
28	166171	HOSE ASSY 3/8X114 #8JIC SWIV	1

Hydraulic Assembly Lift 9450-46'-50'

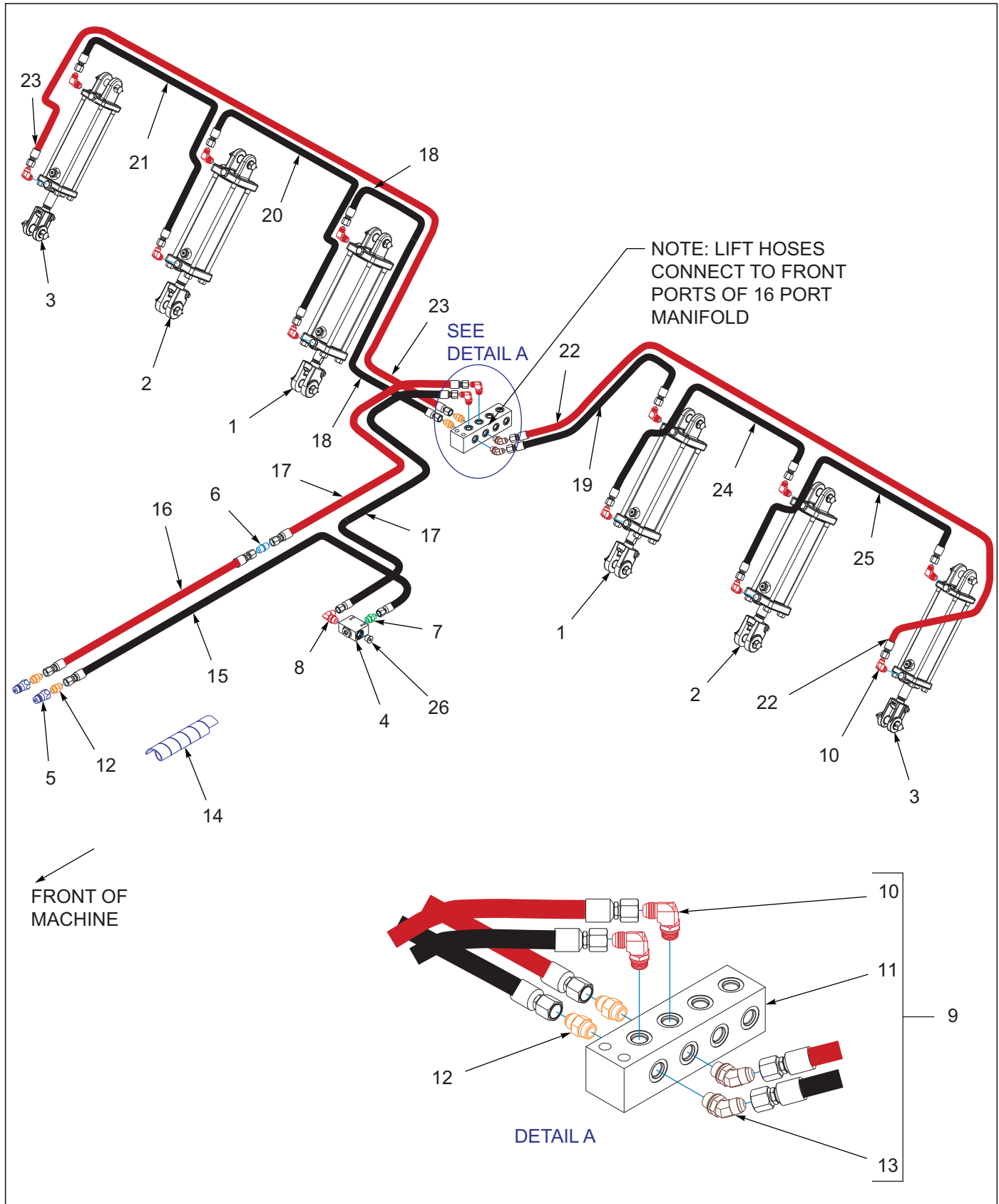


Figure 6-2: Hydraulic Assembly Lift 9450-46'-50'

Hydraulic Assembly Lift 9450-46'-50'

ITEM	PART NUMBER	DESCRIPTION	QTY.
1	140470	CYLINDER 4X10 REPHASE (SEE PAGE 7-1)	2
2	140471	CYLINDER 3-3/4X10 REPHASE (SEE PAGE 7-2)	2
3	164172	CYLINDER 3-1/2X10, REPHASE (SEE PAGE 7-3)	2
4	203467	VALVE-LIMIT, STROKE	1
5	141828	COUPLER,MALE 3/4-16 O-RING	2
6	148338	FITTING, UNION SAE 37 8X8	1
7	202702-10-8S	ADAPTER, #10 O-RING #8 TUBE	1
8	2062-10-8S	ADAPTER,90, #10 O-RING-TUBE	1
9	235341	MANIFOLD ASSY, LIFT FOLD (INCLUDES ITEMS 10-13) (SEE PAGE 6-11)	1
10	2062-8-8S	ADAPTER, 90, #8 O-RING-TUBE	14
11	141594	MANIFOLD, HYDRAULIC 16 PORT	1
12	202702-8-8S	ADAPTER #8 O-RING TO #8 TUBE	4
13	2061-8-8S	ADAPTER, 45, #8 O-RING-TUBE	2
14	155528	HOSE WRAP, BLUE 1" ID X 8"	1
15	229049	HOSE ASSY, 1/2X306, SAE37,STR	1
16	1-397-010301208	HOSE ASY,1/2X208,SAE37STR-STR	1
17	235385	HOSE ASSY, 1/2X174, SAE37, STR	2
18	181801	HOSE ASSY, 3/8x58 #8 JIC SWIV	1
19	116489	HOSE ASSY 3/8X64 #8 JIC SW	1
20	122911	HOSE ASSY 3/8X168,#8JIC SWVL	1
21	116435	HOSE ASSY, 3/8X146 #8 JIC SW	1
22	203597	HOSE ASSY 3/8X314,-8FJX,-8FJX	1
23	210267	HOSE ASSY,3/8,#8JIC SWIVELX305	1
24	159569	HOSE ASSY 3/8X161,#8JIC SWVL	1
25	210264	HOSE ASSY,3/8,#8JIC SWIVELX138	1
26	143853	PLUG #10 M ORB HEX SOCKET	1

Hydraulic Assembly Fold 9450-38'-42'

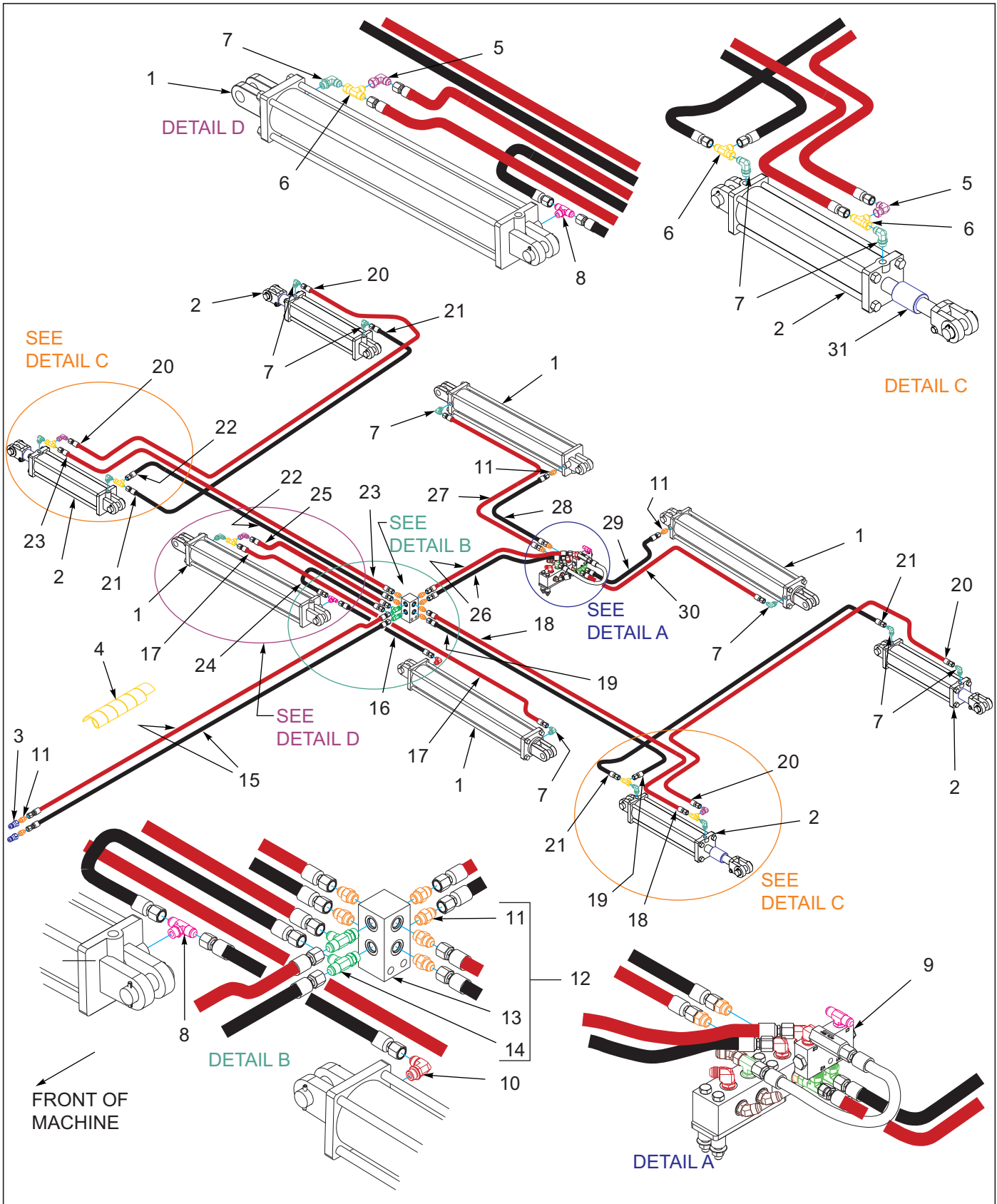


Figure 6-3: Hydraulic Assembly Fold 9450-38'-42'

Hydraulic Assembly Fold 9450-38'-42'

ITEM	PART NUMBER	DESCRIPTION	QTY.
1	167618	CYL ASM, 4-1/2 X 30 W/FITTINGS (SEE PAGE 7-5)	4
2	231460	CYL ASM, 4X16 W/FITTINGS (SEE PAGE 7-7)	4
3	141828	COUPLER,MALE 3/4-16 O-RING	2
4	155529	HOSE WRAP, YELLOW 1" ID X 8"	1
5	2071-8-8S	ADAPTER90 #8 FLR SWIVEL #8JIC	3
6	203102-8-8S	ADAPTER,TEE,1/2 #8JICX#8JICSWV	3
7	141826	ELBOW 90 1/16 RES	12
8	203003-8-8S	ADAPTER,TEE,#8 O-RING-TUBE	1
9	236700	MANIFOLD ASSY, CULTIVATOR (SEE PAGE 6-7)	1
10	2062-8-8S	ADAPTER, 90, #8 O-RING-TUBE	1
11	202702-8-8S	ADAPTER #8 O-RING TO #8 TUBE	8
12	172664	MANIFOLD ASSY, FOLD (INCLUDES ITEMS 11, 13, 14)	1
13	2-474-010022	MANIFOLD HYDRAULIC, 6 HOSE	1
14	203005-8-8S	ADAPTER,TEE,#8 O-RING-TUBE	2
15	203596	HOSE ASSY 3/8X310,-8FJX,-8FJX	2
16	117259	HOSE ASSY 3/8X48 #8JIC	1
17	166171	HOSE ASSY 3/8X114 #8JIC SWIV	1
18	141883	HOSE ASSY 3/8X190 #8 JIC SWIV	1
19	141864	HOSE ASSY 3/8X175 #8 JIC SWIV	1
20	159569	HOSE ASSY 3/8X161,#8JIC SWVL	2
21	137599	HOSE ASSY 3/8X126.25 #8JIC SWV	2
22	116434	HOSE ASSY, 3/8X120 #8 JIC SW	1
23	141881	HOSE ASSY 3/8X136 #8 JIC SWIV	1
24	147582	HOSE ASSY 3/8X24 #8 JIC SWIV	1
25	71508985	HOSE ASSY .38 X 30	1
26	209436	HOSE ASSY, 3/8X76,-8FJX,-8FJX	2
27	153843	HOSE ASSY 3/8X67 #8 JIC SWIV	1
28	1-397-010369036	HOSE ASSY 3/8X36,#8 JIC SWVL	1
29	117259	HOSE ASSY 3/8X48 #8JIC	1
30	116490	HOSE ASSY 3/8X78 #8 JIC SW	1
31	231459	BUSHING, CYLINDER STOP 3-1/4" (USED ON 9650FH-38'-42' ONLY)	4

Manifold Assembly 9450-38'-42'

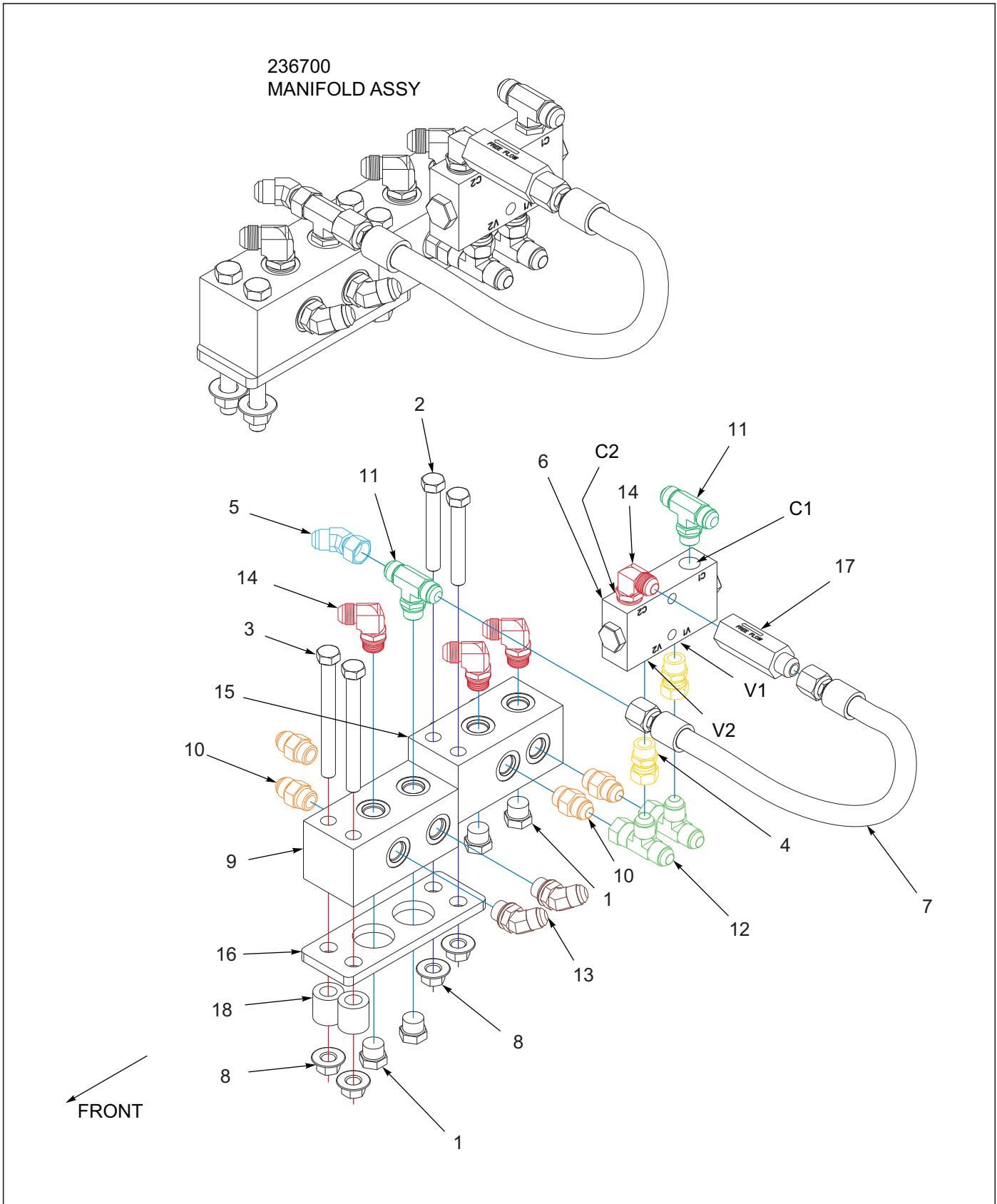


Figure 6-4: Manifold Assembly 9450-38'-42'

Manifold Assembly 9450-38'-42'

ITEM	PART NUMBER	DESCRIPTION	QTY.
--	236700	MANIFOLD ASSY, CULTIVATOR (INCLUDES ITEMS 1-17)	
1	1-007-010025	PLUG, 3/4-16 O-RING BOSS	4
2	1-654-010055-11	SCREW,HX CP 1/2-13UNCX3-1/2	2
3	1-654-010055-15	SCR, HX CP, 1/2-13UNCX5 GR5	2
4	102-1130	FTG,STR 8M ORING X 8F JIC SW	2
5	121031	FITTING,45EL #8M X #8F 37SWVL	1
6	124696	VALVE,CHK DBL PILOT O-RING	1
7	137601	HOSE ASSY, 3/8X20, #8JIC SWVL	1
8	172509	NUT,1/2-13 WIDE FLNG TOP LCK F	4
9	2-474-010022	MANIFOLD HYDRAULIC, 8 HOSE	1
10	202702-8-8S	ADAPTER #8 O-RING TO #8 TUBE	6
11	203003-8-8S	ADAPTER,TEE,#8 O-RING-TUBE	2
12	203102-8-8S	ADAPTER,TEE,1/2 #8JICX#8JICSWV	2
13	2061-8-8S	ADAPTER, 45, #8 O-RING-TUBE	2
14	2062-8-8S	ADAPTER, 90, #8 O-RING-TUBE	4
15	211075	MANIFOLD, 8 PORT NARROW	1
16	211367	HYD MANIFOLD MNT	1
17	3-846-010155	VALVE RSTR #8JIC 1/16-ONE WAY	1
18	144183	SPACER 1X9/16X1	2

Hydraulic Assembly Fold 9450-46'-50'

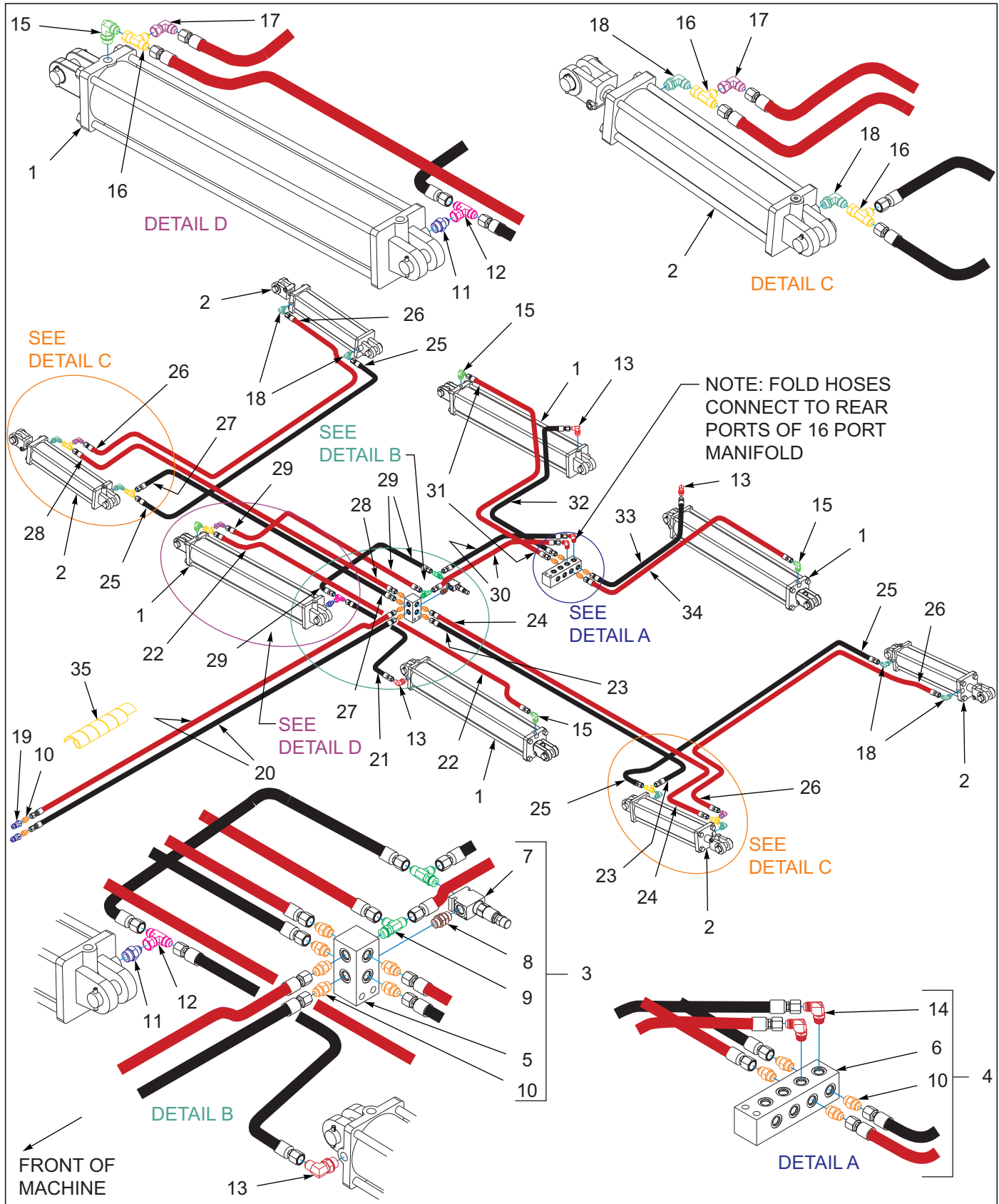


Figure 6-5: Hydraulic Assembly Fold 9450-46'-50'

Hydraulic Assembly Fold 9450-46'-50'

ITEM	PART NUMBER	DESCRIPTION	QTY.
1	235332	CYLINDER ASSY, 5X30 (SEE PAGE 7-6)	4
2	235333	CYLINDER ASSY, 4X16 (SEE PAGE 7-8) (9650FH-46'-50' ONLY)	4
3	235331	MANIFOLD ASSY, FOLD (INCLUDES ITEMS 5, 7, 8, 9, 10)	1
4	235341	MANIFOLD ASSY, LIFT FOLD (INCLUDES ITEMS 6, 10, 14) (SEE PAGE 6-11)	1
5	2-474-010022	MANIFOLD HYDRAULIC, 6 HOSE	1
6	141594	MANIFOLD, HYDRAULIC 16 PORT	1
7	235330	VALVE, RELIEF W/REV CHECK	1
8	218394	ADAPTER STR #8MORB-#8MORB	1
9	203005-8-8S	ADAPTER, TEE, #8 O-RING-TUBE	2
10	202702-8-8S	ADAPTER #8 O-RING TO #8 TUBE	12
11	202702-10-8S	ADAPTER, #10 O-RING #8 TUBE	1
12	123109	ADAPTER, TEE, #8JIC FEM BR	1
13	2062-10-8S	ADAPTER, 90, #10 O-RING-TUBE	3
14	2062-8-8S	ADAPTER, 90, #8 O-RING-TUBE	2
15	162778	EL 90 7/8 ORING 3/4 JIC 1/16	4
16	203102-8-8S	ADAPTER, TEE, 1/2 #8JICX#8JICSWV	5
17	2071-8-8S	ADAPTER90 #8 FLR SWIVEL #8JIC	3
18	141826	ELBOW 90 1/16 RES	8
19	141828	COUPLER, MALE 3/4-16 O-RING	2
20	203596	HOSE ASSY 3/8X310, -8FJX, -8FJX	2
21	117259	HOSE ASSY 3/8X48 #8JIC	1
22	117916	HOSE ASSY 3/8X110, #8 JIC SWVL	1
23	231295	HOSE ASSY, 3/8X200, -8FJX, -8FJX	1
24	153621	HOSE ASSY 3/8X212 #8 JIC SWIV	1
25	1422176	HOSE ASSY 3/8X116 #8 JIC SWIV	2
26	194115	HOSE ASM, 3/8 X 154, #8FJS	2
27	198296	HOSE ASSY, 3/8X144 #8JIC SWIV	2
28	141889	HOSE ASSY 3/8X159 #8JIC SWIV	1
29	153842	HOSE ASSY 3/8X33 #8 JIC SWIV	2
30	181799	HOSE ASSY, 3/8X74, #8 JIC	2
31	153843	HOSE ASSY 3/8X67 #8 JIC SWIV	1
32	71508992	HOSE ASSY .38 X 50	1
33	181801	HOSE ASSY, 3/8x58 #8 JIC SWIV	1
34	181799	HOSE ASSY, 3/8X74, #8 JIC	1
35	155529	HOSE WRAP, YELLOW 1" ID X 8"	1

Lift/Fold Manifold Assembly

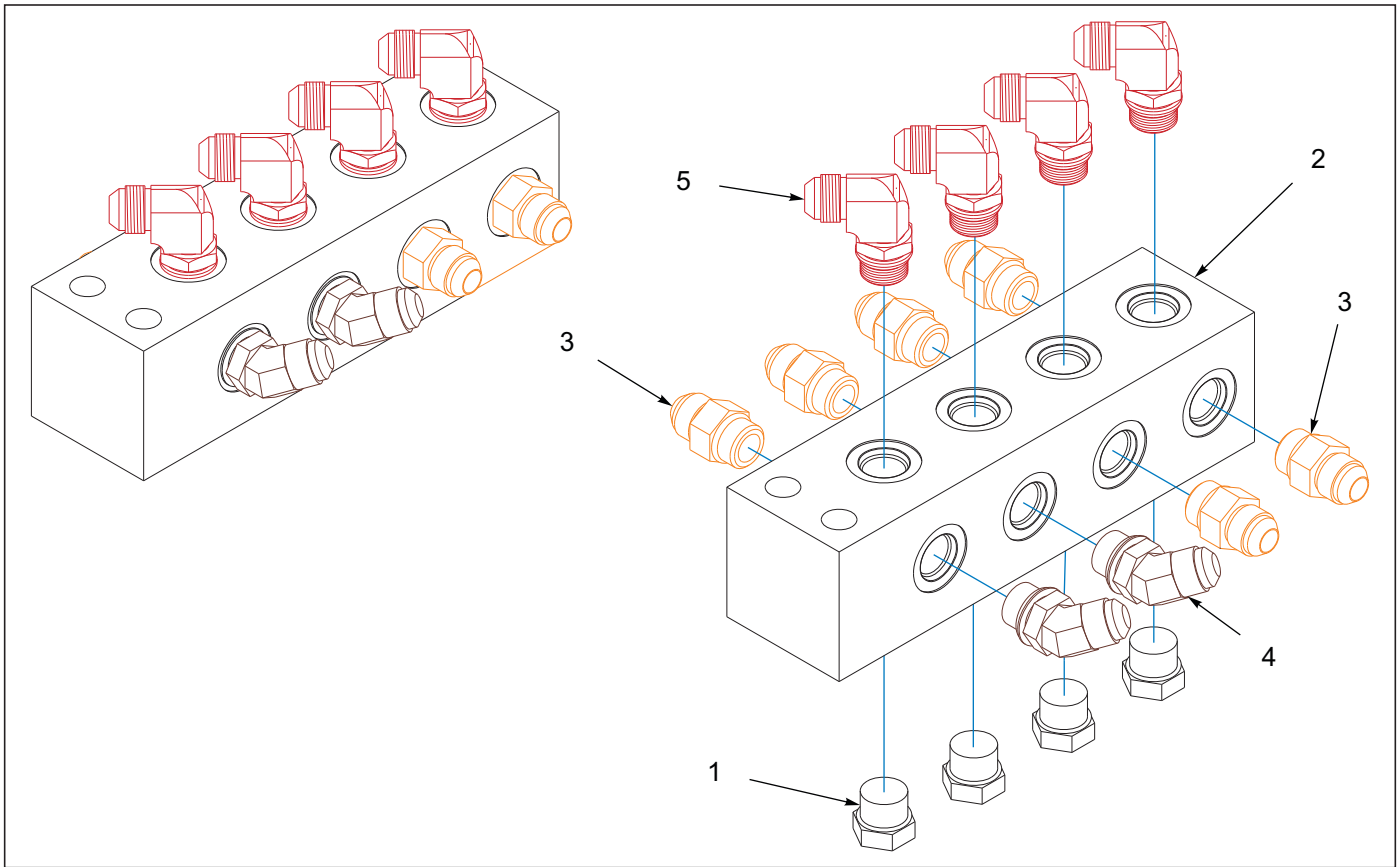


Figure 6-6: Lift/Fold Manifold Assembly

Lift/Fold Manifold Assembly

ITEM	PART NUMBER	DESCRIPTION	QTY.
--	235341	MANIFOLD ASSY, LIFT FOLD	
1	1-007-010025	PLUG, 3/4-16 O-RING BOSS	4
2	141594	MANIFOLD, HYDRAULIC 16 PORT	1
3	202702-8-8S	ADAPTER #8 O-RING TO #8 TUBE	6
4	2061-8-8S	ADAPTER, 45, #8 O-RING-TUBE	2
5	2062-8-8S	ADAPTER, 90, #8 O-RING-TUBE	4

Cylinders

Cylinder Assembly 4 x 10, Rephase

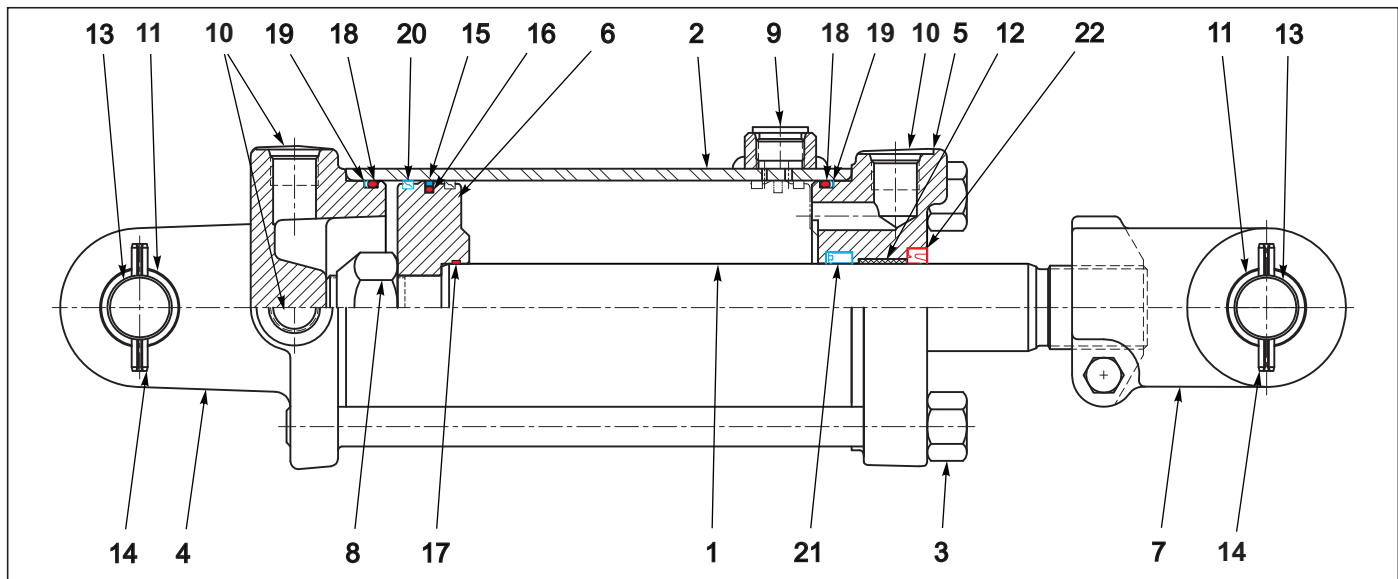


Figure 7-1: Cylinder Assembly 4 x 10, Rephase

Cylinder Assembly 4 x 10, Rephase

ITEM	PART NUMBER	DESCRIPTION	QTY.
--	140470	CYLINDER 4X10 REPHASE (1" PINS)	
1	----	PISTON, ROD	1
2	----	TUBE	1
3	----	TIEROD ASSY	1
4	142114	BUTT CLEVIS ASSY	1
5	142109	GLAND ASSEMBLY	1
6	----	PISTON	1
7	142110	CLEVIS ASSEMBLY	1
8	----	NUT, LOCK	1
9	----	PLUG, PORT	1
10	----	PLUG, PORT	3
11	142112	BUSHING	4
12	141301	BUSHING	1
13	143994	PIN, CLEVIS	2
14	111789	ROLL PIN	4
15	----	TEFLON SEAL	1
16	----	O- RING	1
17	----	O- RING	1
18	----	O- RING	2
19	----	BU- WASHER	2
20	----	BEARING RING	2
21	----	U- CUP	1
22	----	CANNED WIPER	1
23	142111	PACKING KIT (NOT SHOWN) (INCLUDES ITEMS 15-22)	

Cylinder Assembly 3-3/4 x 10, Rephase

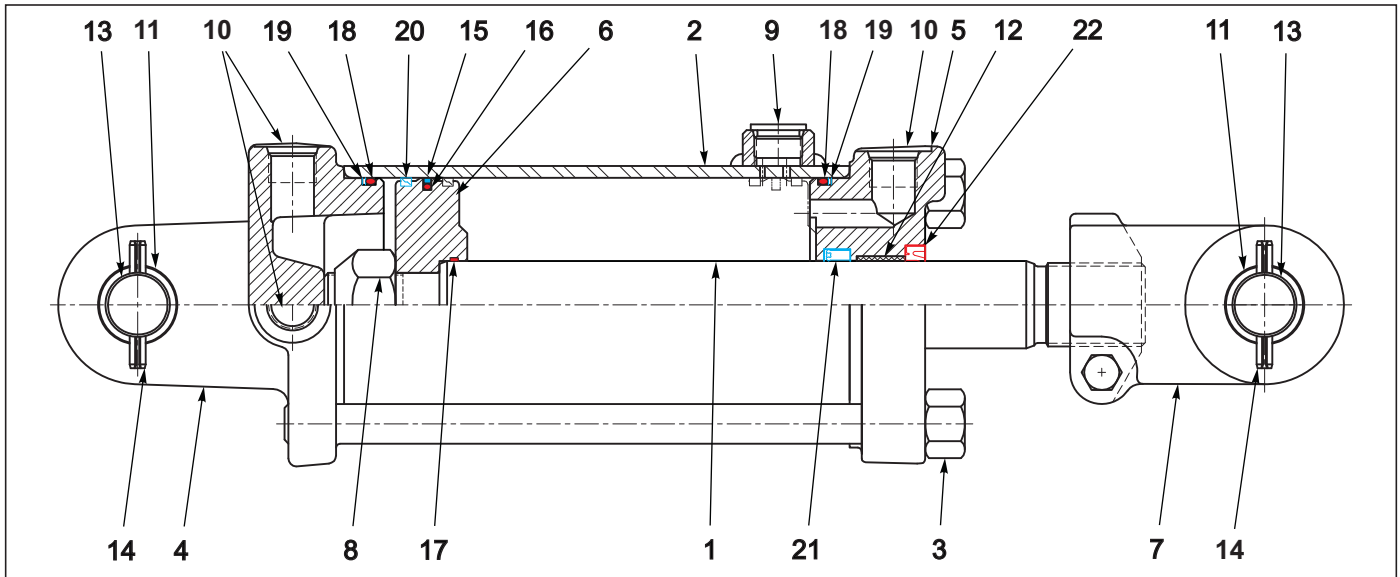


Figure 7-2: Cylinder Assembly 3-3/4 x 10, Rephase

Cylinder Assembly 3-3/4 x 10, Rephase

ITEM	PART NUMBER	DESCRIPTION	QTY.
--	140471	CYLINDER, 3-3/4 X 10, REPHASE (1" PINS)	
1	----	PISTON, ROD	1
2	----	TUBE ASSY	1
3	----	TIEROD ASSY	1
4	142116	BUTT CLEVIS ASSEMBLY	1
5	111871	GLAND ASSY	1
6	----	PISTON ROD	1
7	142110	CLEVIS ASSY	1
8	----	NUT, LOCK	1
9	----	PLUG, PORT	1
10	----	PLUG, PORT	3
11	142112	BUSHING	4
12	141301	BUSHING	1
13	143994	PIN, CLEVIS	2
14	111789	ROLL PIN	4
15	----	TEFLON SEAL	1
16	----	O- RING	1
17	----	O- RING	1
18	----	O- RING	2
19	----	BU- WASHER	2
20	----	BEARING RING	2
21	----	U- CUP	1
22	----	CANNED WIPER	1
23	142103	PACKING KIT (NOT SHOWN) (INCLUDES ITEMS 15-22)	

Cylinder Assembly 3-1/2 x 10, Rephase

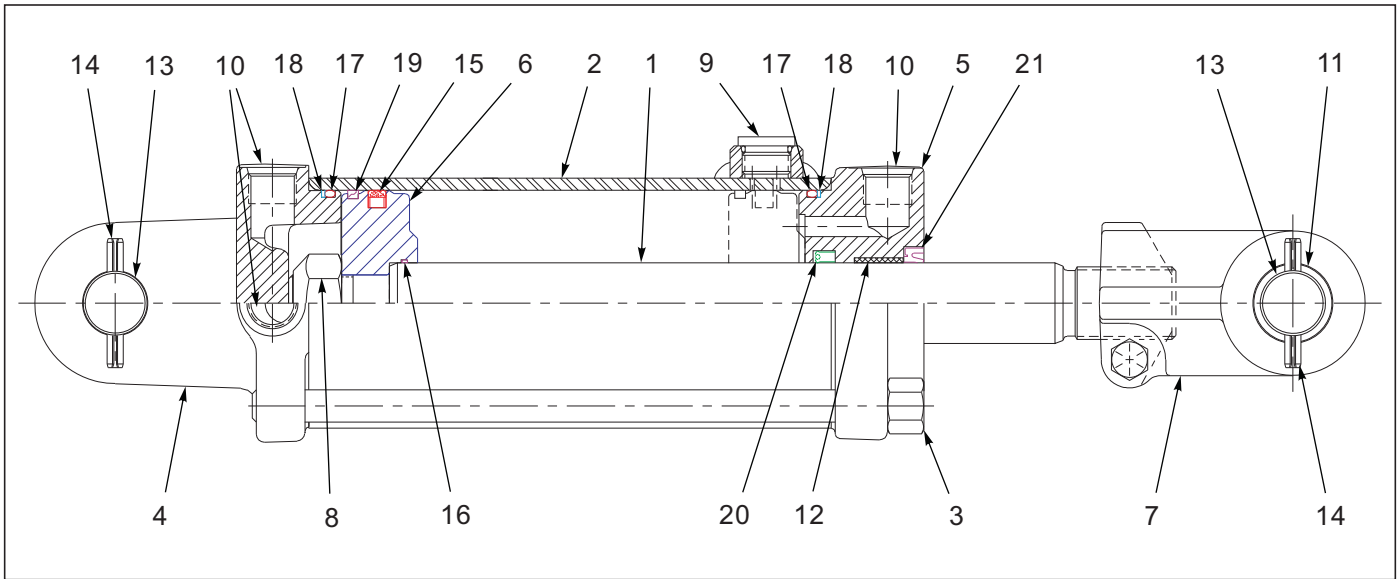


Figure 7-3: Cylinder Assembly 3-1/2 x 10, Rephase

Cylinder Assembly 3-1/2 x 10, Rephase

ITEM	PART NUMBER	DESCRIPTION	QTY.
--	164172	CYLINDER 3-1/2X10, REPHASE	
1	-----	PISTON ROD	1
2	-----	TUBE ASSEMBLY	1
3	-----	TIEROD ASSY	1
4	148084	BUTT CLEVIS	1
5	148085	GLAND ASSEMBLY	1
6	-----	PISTON	1
7	148087	CLEVIS ASSEMBLY	1
8	-----	LOCK NUT	1
9	-----	SHIPPING PLUG	1
10	-----	SHIPPING PLUG	3
11	148088	HARD, BUSHING	2
12	125566	DU BUSHING	1
13	143994	CLEVIS PIN	2
14	111789	ROLL PIN	4
15	-----	TEFLON SEAL	1
16	-----	O-RING	1
17	-----	O-RING	2
18	-----	BU-WASHER	2
19	-----	BEARING RING	1
20	-----	U-CUP	1
21	-----	CANNED WIPER	1
22	164245	PACKING KIT (NOT SHOWN) (INCLUDES ITEMS 15-21)	

Cylinder Assembly 4-1/2 x 30 9450-38'-42'

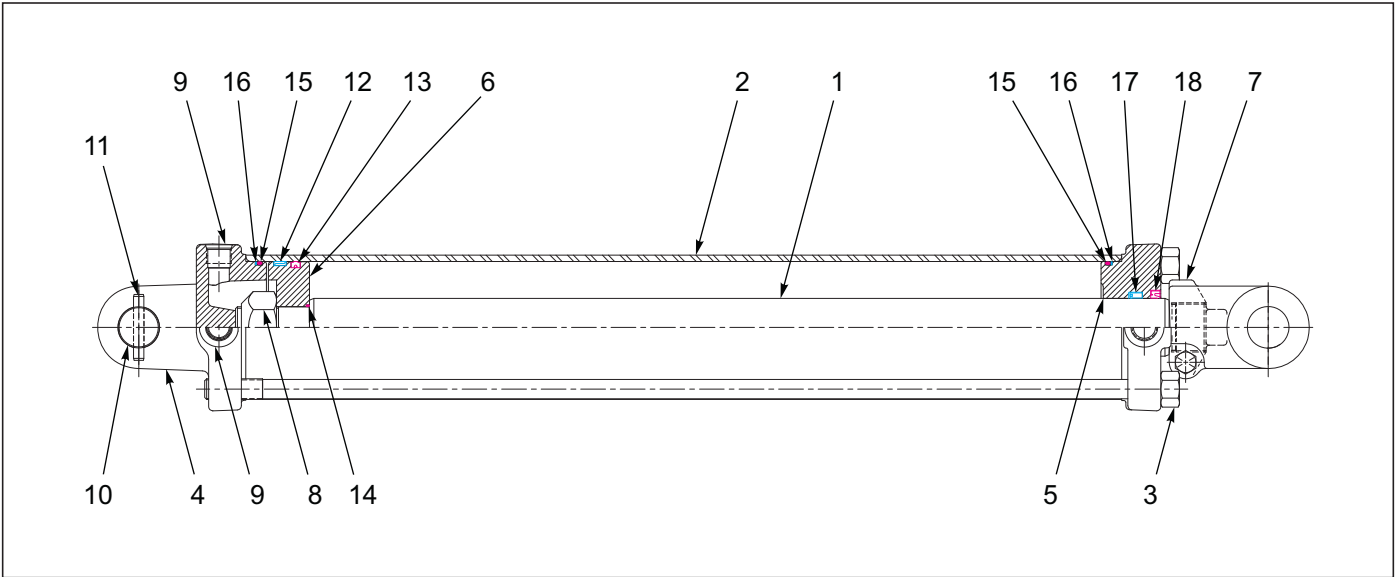


Figure 7-4: Cylinder Assembly 4-1/2 x 30 9450-38'-42'

Cylinder Assembly 4-1/2 x 30 9450-38'-42'

ITEM	PART NUMBER	DESCRIPTION	QTY.
--	167575	CYLINDER, 4-1/2 X 30, 2DIA ROD	
1	-----	PISTON ROD	1
2	-----	TUBE	1
3	-----	TIEROD ASSEMBLY	4
4	218648	BUTT	1
5	169549	GLAND	1
6	-----	PISTON	1
7	100000362	CLEVIS ASSEMBLY	1
8	-----	LOCKNUT	1
9	-----	PORT PLUG	3
10	169550	CLEVIS PIN	1
11	111789	ROLL PIN	2
12	-----	BEARING RING	2
13	-----	CROWN SEAL	1
14	-----	O-RING	1
15	-----	O-RING	2
16	-----	BU-WASHER	2
17	-----	U-CUP	1
18	-----	WIPER	2
19	169552	PACKING KIT (NOT SHOWN) (INCLUDES ITEMS 12-18)	

Cylinder Assembly 5 x 30 9450-46'-50'

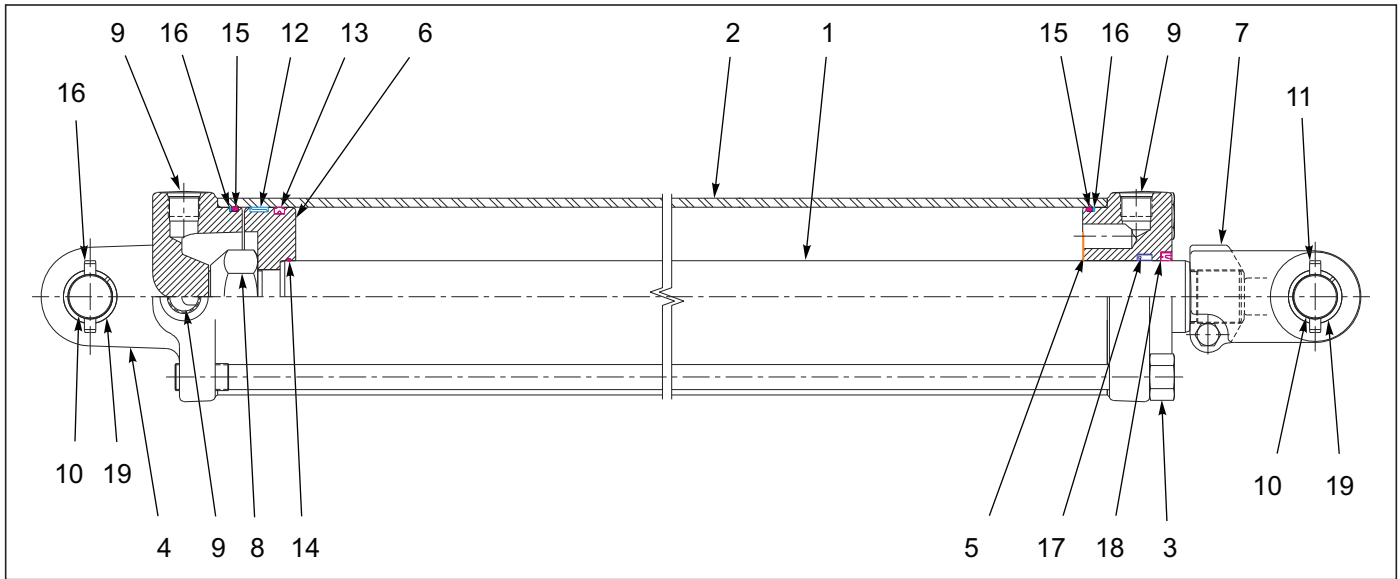


Figure 7-5: Cylinder Assembly 5 x 30 9450-46'-50'

Cylinder Assembly 5 x 30 9450-46'-50'

ITEM	PART NUMBER	DESCRIPTION	QTY.
--	177315	CYLINDER, HYD 5 X 30, 3000 PSI	
1	----	PISTON ROD	1
2	----	TUBE	1
3	----	TIEROD ASSEMBLY	4
4	240957	BUTT	1
5	240958	GLAND	1
6	----	PISTON	1
7	240959	CLEVIS ASSEMBLY	1
8	----	LOCKNUT	1
9	----	PORT PLUG	3
10	147755	CLEVIS PIN	1
11	111789	ROLL PIN	4
12	----	BEARING RING	2
13	----	CROWN SEAL	1
14	----	O-RING	1
15	----	O-RING	2
16	----	BU-WASHER	2
17	----	U-CUP	1
18	----	WIPER	2
19	135912	BUSHING	4
20	240960	PACKING KIT (NOT SHOWN) (INCLUDES ITEMS 12-18)	

Cylinder Assembly 4 x 16 9450-38'-42'

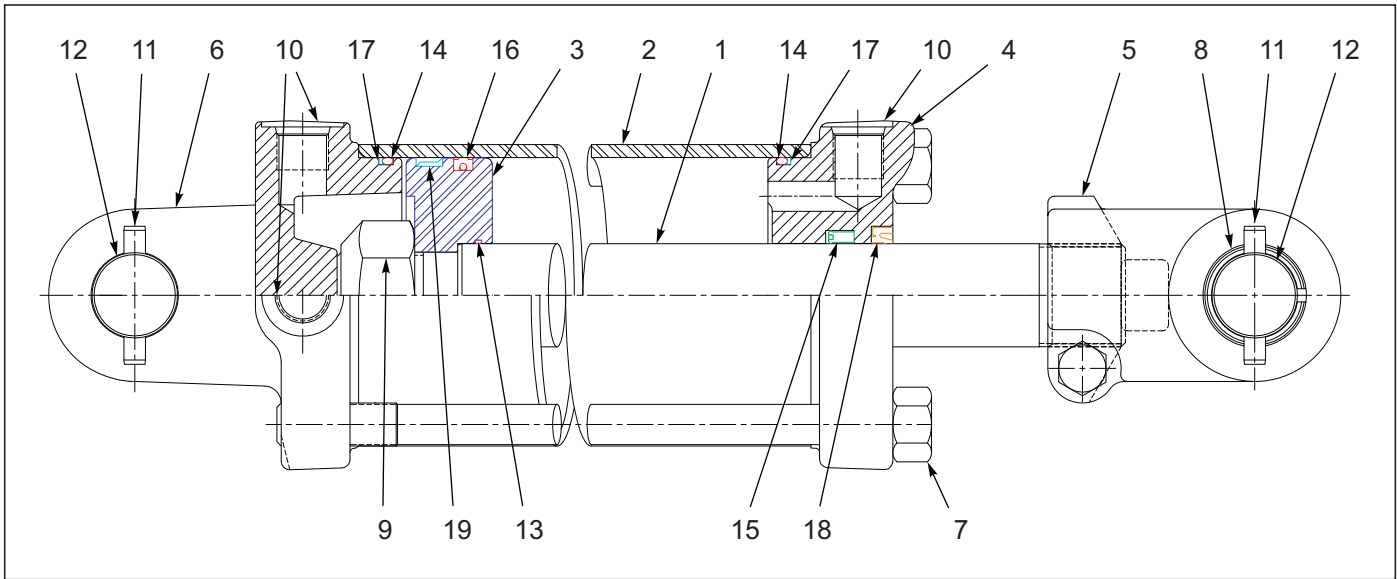


Figure 7-6: Cylinder Assembly 4 x 16 9450-38'-42'

Cylinder Assembly 4 x 16 9450-38'-42'

ITEM	PART NUMBER	DESCRIPTION	QTY.
--	144322	CYLINDER HYDRAULIC 4" X 16"	
1	-----	PISTON ROD	1
2	-----	TUBE	1
3	-----	PISTON	1
4	142120	GLAND	1
5	137304	CLEVIS ASSEMBLY	1
6	142119	BUTT CLEVIS	1
7	-----	TIEROD ASSEMBLY	4
8	135912	BUSHING	2
9	-----	LOCKNUT	1
10	-----	PORT PLUG	3
11	111789	ROLL PIN	4
12	218640	CLEVIS PIN	2
13	-----	O-RING	1
14	-----	O-RING	2
15	-----	U-CUP	1
16	-----	CROWN SEAL	1
17	-----	BU-WASHER	2
18	-----	CANNED WIPER	1
19	-----	BEARING RING	1
20	154104	PACKING KIT (NOT SHOWN) (INCLUDES ITEMS 13-19)	

Cylinder Assembly 4 x 16 9450-46'-50'

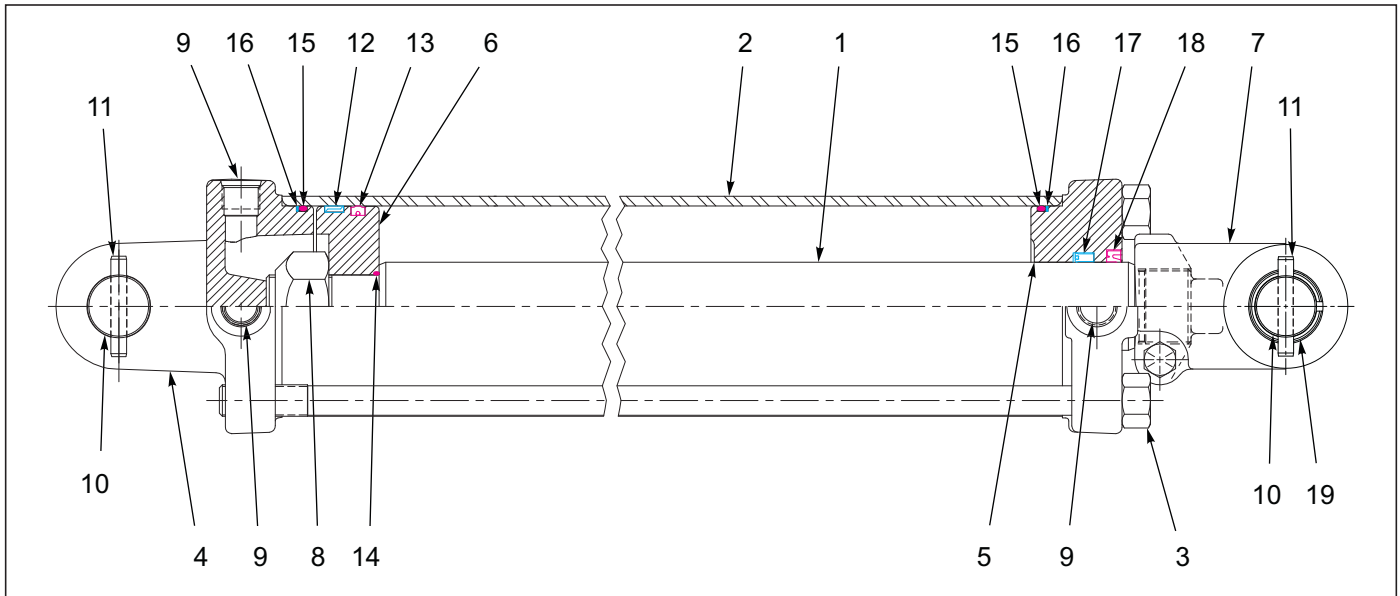


Figure 7-7: Cylinder Assembly 4 x 16 9450-46'-50'

Cylinder Assembly 4 x 16 9450-46'-50'







ITEM	PART NUMBER	DESCRIPTION	QTY.
--	235334	CYLINDER ASSY, 4X16 3000PSI	
1	171604	PISTON ROD	1
2	-----	TUBE	1
3	-----	TIEROD ASSEMBLY	4
4	142119	BUTT CLEVIS ASSEMBLY	1
5	142120	GLAND	1
6	-----	PISTON	1
7	137304	CLEVIS W/BUSHINGS	1
8	-----	LOCKNUT	1
9	-----	PORT PLUG	3
10	218640	CLEVIS PIN	2
11	111789	ROLL PIN	4
12	-----	BEARING RING	1
13	-----	CROWN SEAL	1
14	-----	O-RING	1
15	-----	O-RING	2
16	-----	BU-WASHER	2
17	-----	U-CUP	1
18	-----	WIPER	1
19	135912	BUSHING	2
20	154104	PACKING KIT (NOT SHOWN) (INCLUDES ITEMS 12-18)	

Electrical

Electrical Assembly W/LED Lights Wiring Chart

7-PIN CONN.	4-PIN TOWER	CIRCUIT	WIRE COLOR
1	D	GROUND	WHITE 
2	–	WORK LAMPS	BLACK 
3	B	LEFT FLASHING & TURN	YELLOW 
4	–	STOP LAMPS	RED 
5	A	RIGHT FLASHING & TURN	GREEN 
6	C	TAIL LAMPS	BROWN 
7	–	SWITCHED POWER (12 V)	BLUE 

MAIN WARNING LIGHT HARNESS - WIRING CHART

	RIGHT AMBER	RIGHT RED		LEFT RED	LEFT AMBER
	2-PIN TOWER	3-PIN TOWER	6-PIN SHROUD	3-PIN TOWER	2-PIN TOWER
 BLACK LEFT TURN			A	C	
 WHITE GROUND	A	A	B	A	A
 BROWN TAIL LIGHT		B	C	B	
 YELLOW LEFT TURN			D		B
 GREEN RIGHT TURN	B		E		
 RED RIGHT TURN		C	F		

REAR WARNING LIGHT HARNESS - WIRING CHART

Figure 8-1: Electrical Assembly W/LED Lights Wiring Chart

Electrical Assembly W/LED Lights

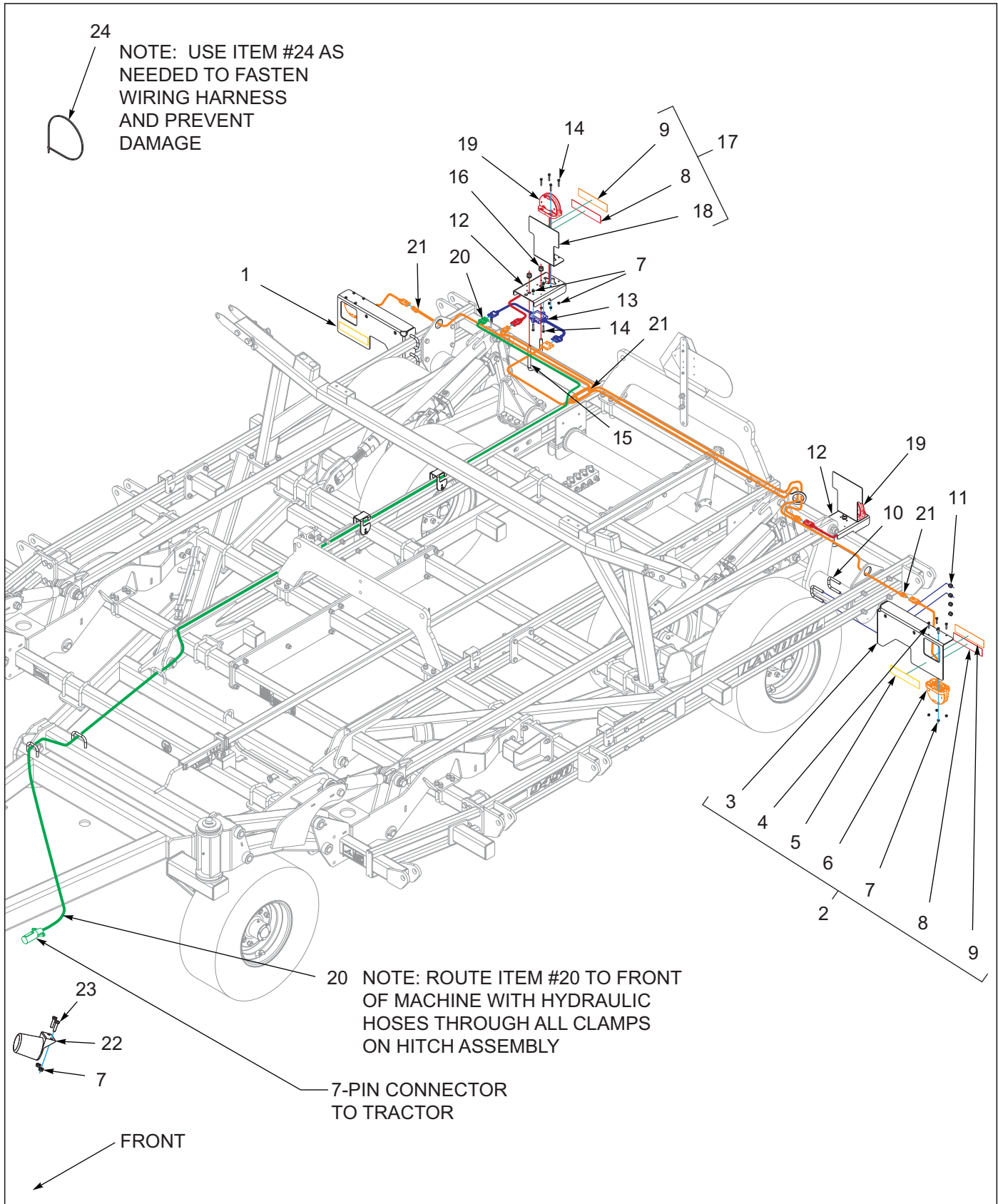


Figure 8-2: Electrical Assembly W/LED Lights

Electrical Assembly W/LED Lights

ITEM	PART NUMBER	DESCRIPTION	QTY.
--	176604	ELECTRICAL KIT 9650	
1	176601	LIGHT ASSY, RIGHT LED (INCLUDES ITEMS 3-9)	1
2	176602	LIGHT ASSY, LEFT LED (INCLUDES ITEMS 3-9)	1
3	164134	MOUNT, LIGHT RIGHT (USED WITH ITEM 1)	1
3	164135	MOUNT, LIGHT LEFT (USED WITH ITEM 2)	1
4	1-654-010047-07	SCREW,HX CP 1/4-20UNCX1-1/4G5	8
5	528934	REFLECTOR - YELLOW	2
6	174436	LAMP, AG AMBER SINGLE LED	2
7	1-512-010005-01	NUT,HEX,SLFLKG GRB 1/4-20	20
8	528933	REFLECTOR - RED	4
9	528938	STRIPE, ORANGE	4
10	8-102-010019	U BOLT SCRAPER	4
11	1-512-010005-09	NUT,HEX,SLFLKG, 1/2-13 GRB	8
12	164138	MOUNT, LIGHT TAIL	2
13	174437	MODULE, AG FLASHER CONTROL	1
14	1-654-010047-08	SCREW HX CP,1/4-20UNCX1-1/2G5	10
15	8-102-010043	U-BOLT, SPING CLAMP	2
16	1-512-010005-13	NUT,HEX SLFLKG GRB 5/8-11	4
17	164140	REFLECTOR ASSY (INCLUDES ITEMS 8, 9, 18)	2
18	164139	MOUNT, REFLECTOR	2
19	174435	LAMP, AG RED SINGLE LED	2
20	174438	HARNESS, MAIN WARNING LIGHTS	1
21	174439	HARNESS, REAR WARNING LIGHTS	1
22	2-368-010287	HARNESS, STOR-A-WAY (SEE PAGE 2-1)	1
23	1-654-010047-06	SCREW,HX CP 1/4-20UNCX1 GR5	2
24	105874	TIE,STRAP PLSTC 21.5-24X.301	15

Decals

Decals

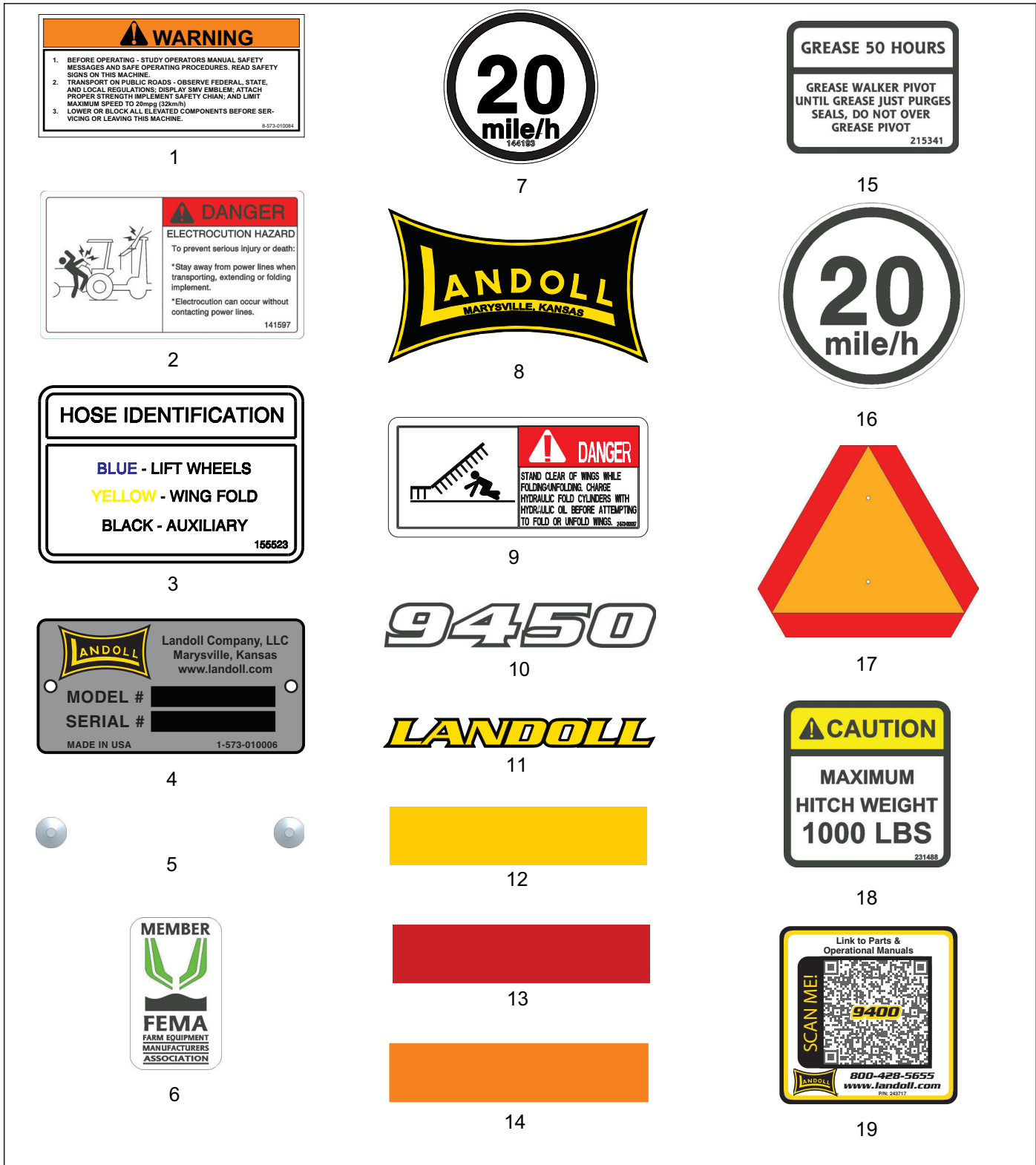


Figure 9-1: Decals

Decal Installation

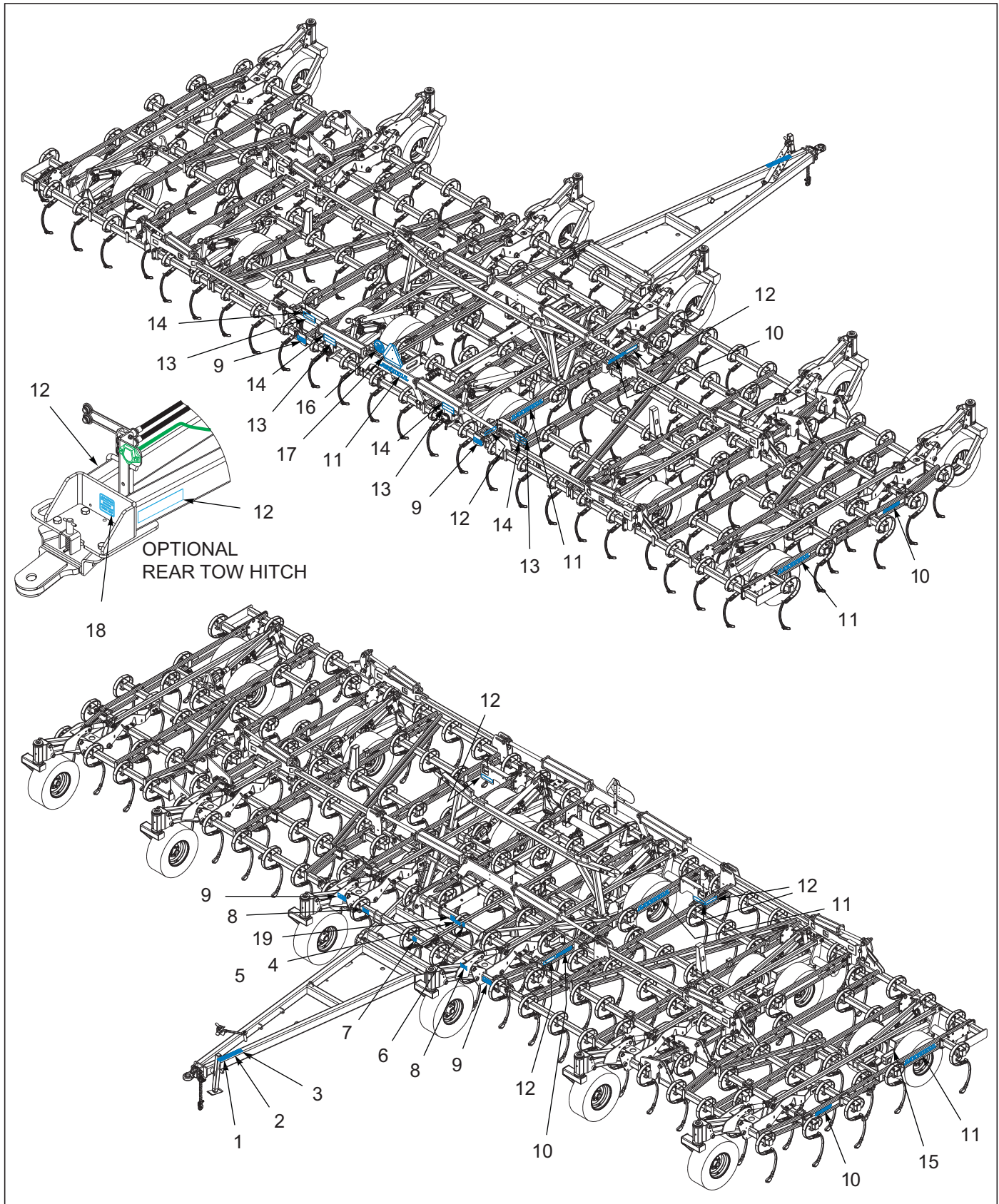


Figure 9-2: Decal Installation

Decal Installation

ITEM	PART NUMBER	DESCRIPTION	QTY.
1	8-573-010084	DECAL WARNING BEFORE OPERATG	1
2	141597	DECAL, DANGER ELECTROCUTION	1
3	155523	DECAL, HOSE IDENTIFICATION	1
4	1-573-010006	PLACARD, NAME	1
5	156010	RIVET, BLIND .156X1/2 GRIP	2
6	2-573-010198	DECAL, MEMBER FEMA	1
7	144193	DECAL, SIS 20 MPH	1
8	141259	DECAL, LANDOLL, YELLOW	2
9	2-573-010037	DECAL, DANGER, WING	4
10	235336	DECAL, MODEL 9450	4
11	141260	DECAL, LANDOLL	5
12	528934	REFLECTOR - YELLOW (SEE PAGE 8-3)	4
13	528933	REFLECTOR - RED (SEE PAGE 8-3)	4
14	528938	STRIPE, ORANGE (SEE PAGE 8-3)	4
15	215341	DECAL, GREASE WALKER (SEE PAGE 1-7 OR PAGE 3-16)	6
16	224589	DECAL, SIS 20 MILE/H	1
17	70260977	SMV EMBLEM	1
18	231488	DECAL, MAXIMUM HITCH WEIGHT	1
19	243717	DECAL, QR CODE 9400 SERIES	1

Attachments

3 Row Tine and Reel Harrow Layout

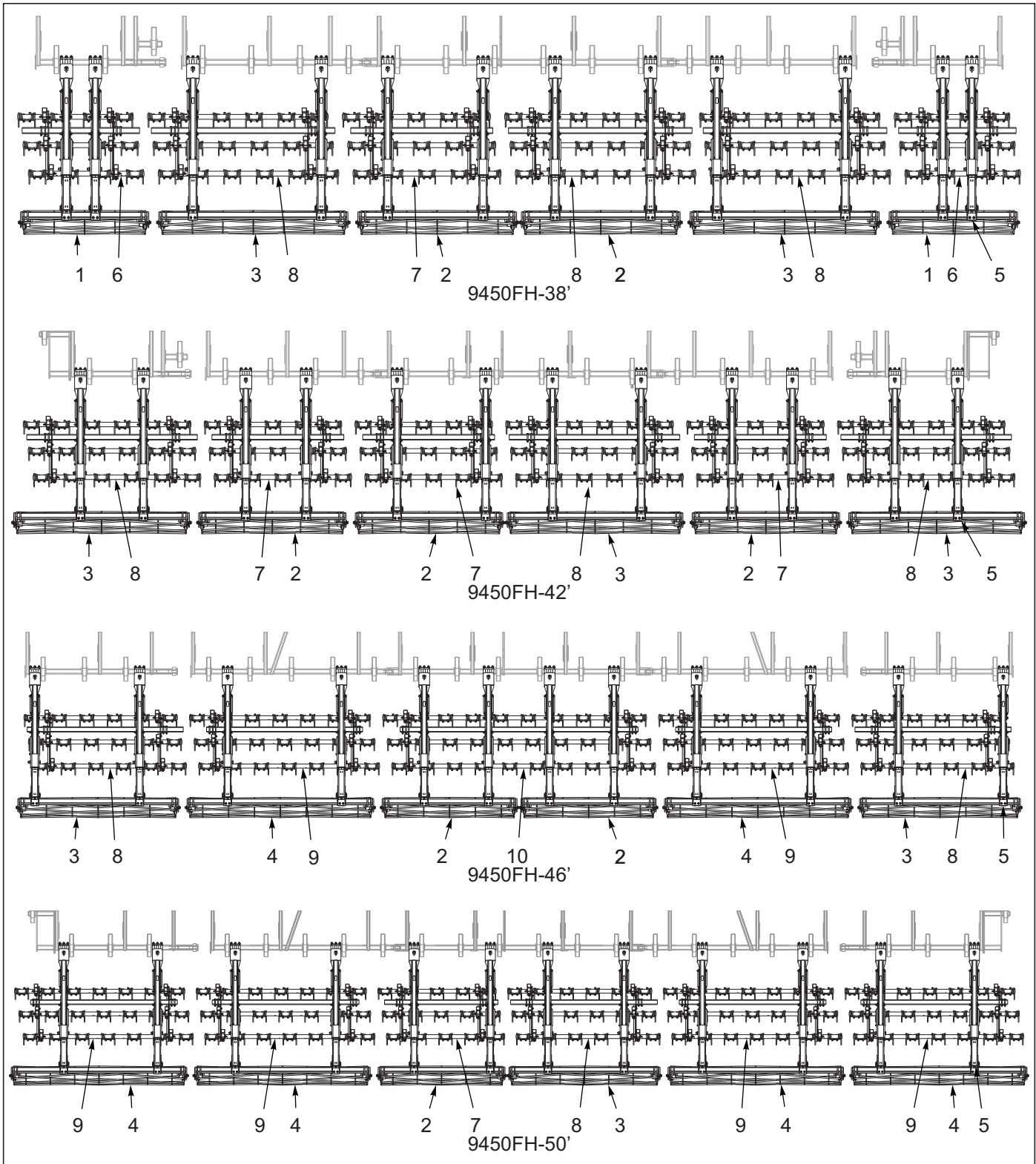


Figure 10-1: 3 Row Tine and Reel Harrow Layout

3 Row Tine and Reel Harrow Layout

ITEM	PART NUMBER	DESCRIPTION	QTY.			
--	229706	3 ROW TINE & REEL 9650-38	*			
--	229707	3 ROW TINE & REEL 9650-42		*		
--	229708	3 ROW TINE & REEL 9650-46			*	
--	229709	3 ROW TINE & REEL 9650-50				*
1	200253	REEL ASSY 12 DIA X 60" (SEE PAGE 10-13)	2	--	--	--
2	200254	REEL ASSY 12 DIA X 75" (SEE PAGE 10-13)	2	3	2	1
3	200255	REEL ASSY 12 DIA X 90" (SEE PAGE 10-13)	2	3	2	1
4	200256	REEL ASSY 12 DIA X 105" (SEE PAGE 10-13)	--	--	2	4
5	227670	ARM ASSY, TINE & REEL (SEE PAGE 10-5)	12	12	12	12
6	229710	HARROW ASSY, 4 TINE 3 ROW (SEE PAGE 10-7)	2	--	--	--
7	229711	HARROW ASSY, 5 TINE 3 ROW (SEE PAGE 10-7)	1	3	--	1
8	229712	HARROW ASSY, 6 TINE 3 ROW (SEE PAGE 10-7)	3	3	2	1
9	229713	HARROW ASSY, 7 TINE 3 ROW (SEE PAGE 10-7)	--	--	2	4
10	229716	HARROW ASSY, 10 TINE 3 ROW (SEE PAGE 10-7)	--	--	1	--

3 RCT and Flat Reel Layout

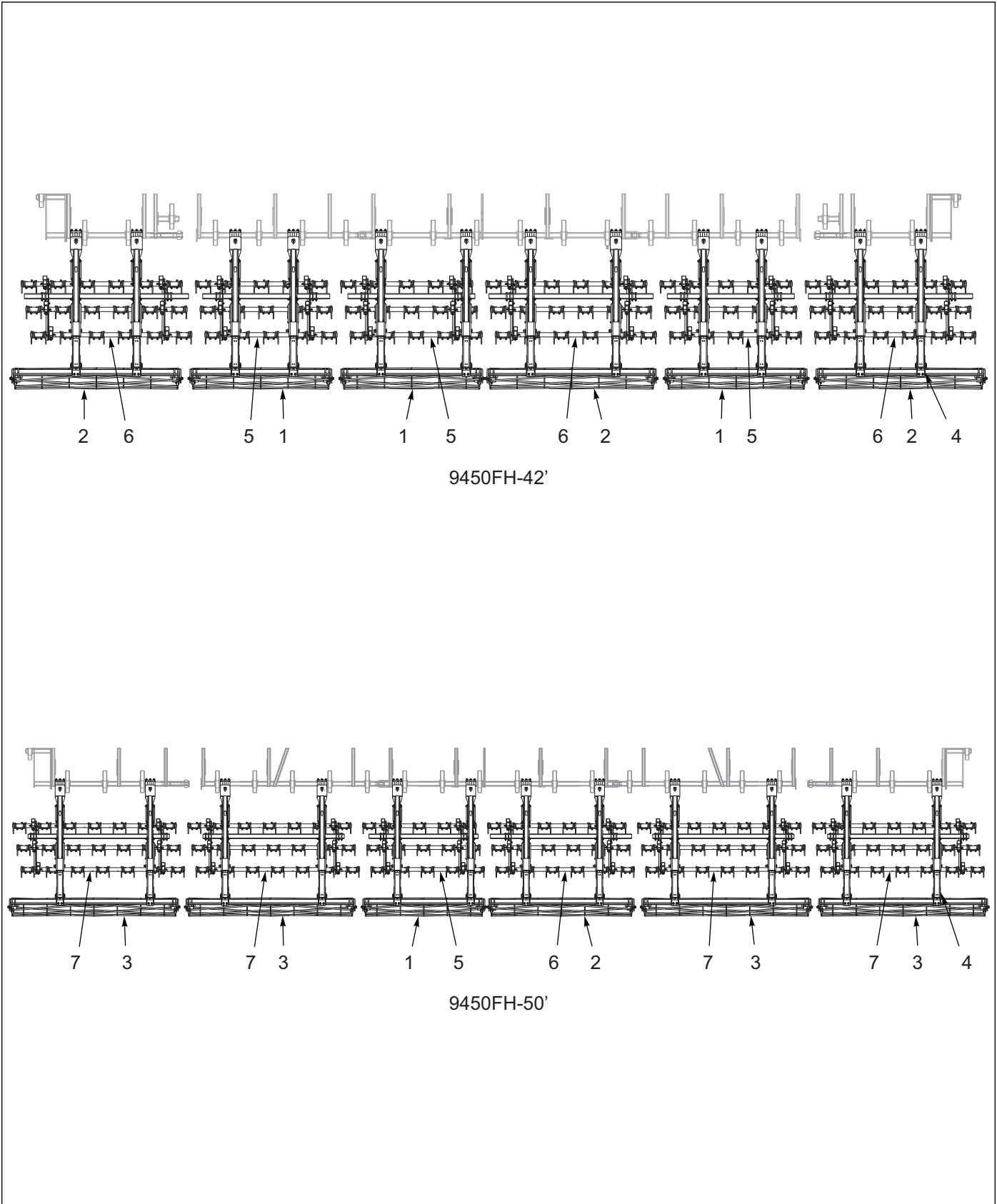


Figure 10-2: 3 RCT and Flat Reel Layout

3 RCT and Flat Reel Layout

ITEM	PART NUMBER	DESCRIPTION	QTY.	
--	232400	3 RCT & FLAT REEL 9650-42	*	
--	232429	3 RCT & FLAT REEL 9650-50	*	
1	203185	REEL ASSY 12 DIA X 75" (SEE PAGE 10-13)	3	1
2	203186	REEL ASSY 12 DIA X 90" (SEE PAGE 10-13)	3	1
3	203187	REEL ASSY 12 DIA X 105" (SEE PAGE 10-13)	--	4
4	227670	ARM ASSY, TINE & REEL(SEE PAGE 10-5)	12	12
5	229711	HARROW ASSY, 5 TINE 3 ROW (SEE PAGE 10-7)	3	1
6	229712	HARROW ASSY, 6 TINE 3 ROW (SEE PAGE 10-7)	3	1
7	229713	HARROW ASSY, 7 TINE 3 ROW (SEE PAGE 10-7)	--	4

Tine and Reel Arm Assembly

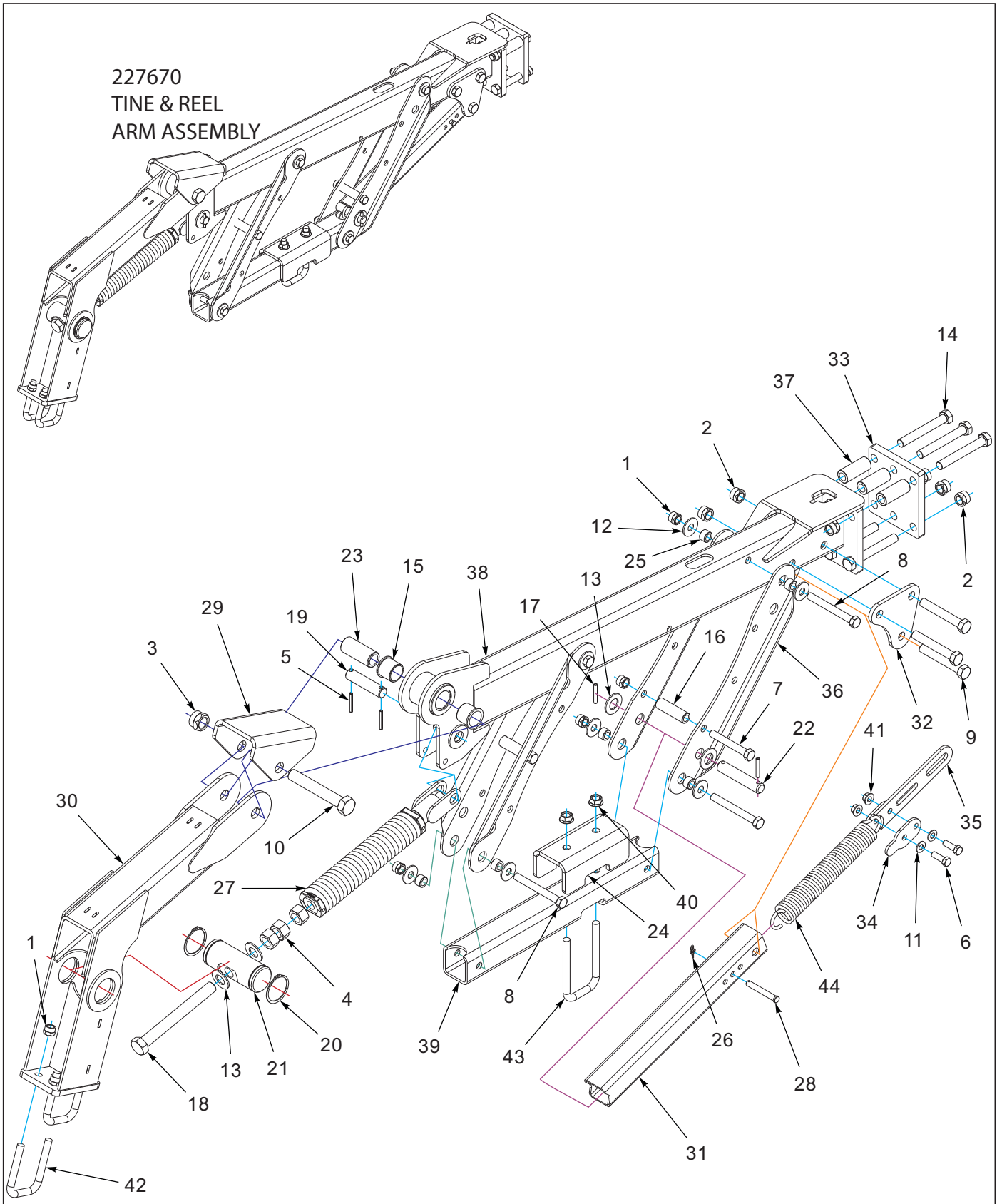


Figure 10-3: Tine and Reel Arm Assembly

Tine and Reel Arm Assembly

ITEM	PART NUMBER	DESCRIPTION	QTY.
--	227670	ARM ASSY, TINE & REEL	
1	1-512-010005-13	NUT,HEX SLFLKG GRB 5/8-11	10
2	1-512-010005-15	NUT,HEX,SLFLKG GRB 3/4-10	9
3	1-512-010005-19	NUT 1-8 HEX SLF-LOCKING GRB	1
4	1-512-010007-14	NUT, HEX 1-8 GR2 ZP	3
5	1-647-010004221	PIN,SPRING 1/4X2 SLOTTED	2
6	1-654-010055-03	SCREW,HEX CAP,1/2-13UNCX1-1/2	2
7	1-654-010059-14	SCREW HX CP,5/8-11UNCX4-1/2G5	2
8	1-654-010059-16	SCREW,HEX CAP,5/8-11UNCX5.50	4
9	1-654-010061-15	SCREW,HX CP 3/4-10UNCX5 GR5	3
10	1-654-010125-18	SCREW HEX CAP,1-8UNCX6-1/2GR8	1
11	1-861-010032-14	WASHER, FLAT 1/2" N ZP/CD	2
12	1-861-010032-19	WASHER, FLAT 5/8 W ZP/CD	8
13	1-861-010032-24	WASHER FL 1IN NARROW ZP	4
14	139201	SCREW,HX CP 3/4-10UNCX5.50GR8	6
15	140599	BEARING, FLANGE 1-1/2"	2
16	144325	BUSHING,PRESS WHEEL	2
17	147072	PIN, SPRING SLOTTED 5/16 X 2	2
18	152210	BOLT, ADJ, 1 X 9	1
19	156785	PIN 1 X 4-1/4	1
20	158896	SNAP RING, 2-1/2 SHAFT	2
21	158897	PIN, ADJUSTMENT	1
22	164293	PIN, 1 X 5-1/8	1
23	168739	BUSHING PIVOT 1-1/2 X 3-7/16	1
24	168753	CONNECTOR, HARROW LINK	1
25	168762	BUSHING, 1 X .640 X 5/8	8
26	172673	WRAP AROUND LOCKING COTTER	1
27	172677	SPRING ASSY, W/ANCHOR	1
28	176625	PIN, CLEVIS 1/2 X 3-1/2	1
29	191459	STOP, HARROW ARM	1
30	199359	ARM WLDMT REEL	1
31	199376	TUBE, HARROW SPRING	1
32	199390	BRACKET, SPRING HOOK	2
33	208187	MOUNTING PLATE, HARROW 6-BOLT	1
34	209797	CLAMP, SPRING	2
35	209798	STOP, HARROW SPRING	1
36	209799	MOUNT, HARROW BAR	2
37	211056	BUSHING, CLAMP 3" L	3
38	227666	ARM, HARROW 6-BOLT WLDMT	1
39	227671	MOUNT, TINE BAR	1
40	29SFFL 5811	NUT,FLANGE HEAD LOCK5/8-11UNC	2
41	4K552	SELF-LOCKING FLANGE NUT 1/2-13	2
42	8-102-010012	U BOLT	2
43	8-102-010043	U-BOLT, SPING CLAMP	1
44	8-720-010011	HARROW SPRING	1

3 Row Coil Tine Harrow Assembly

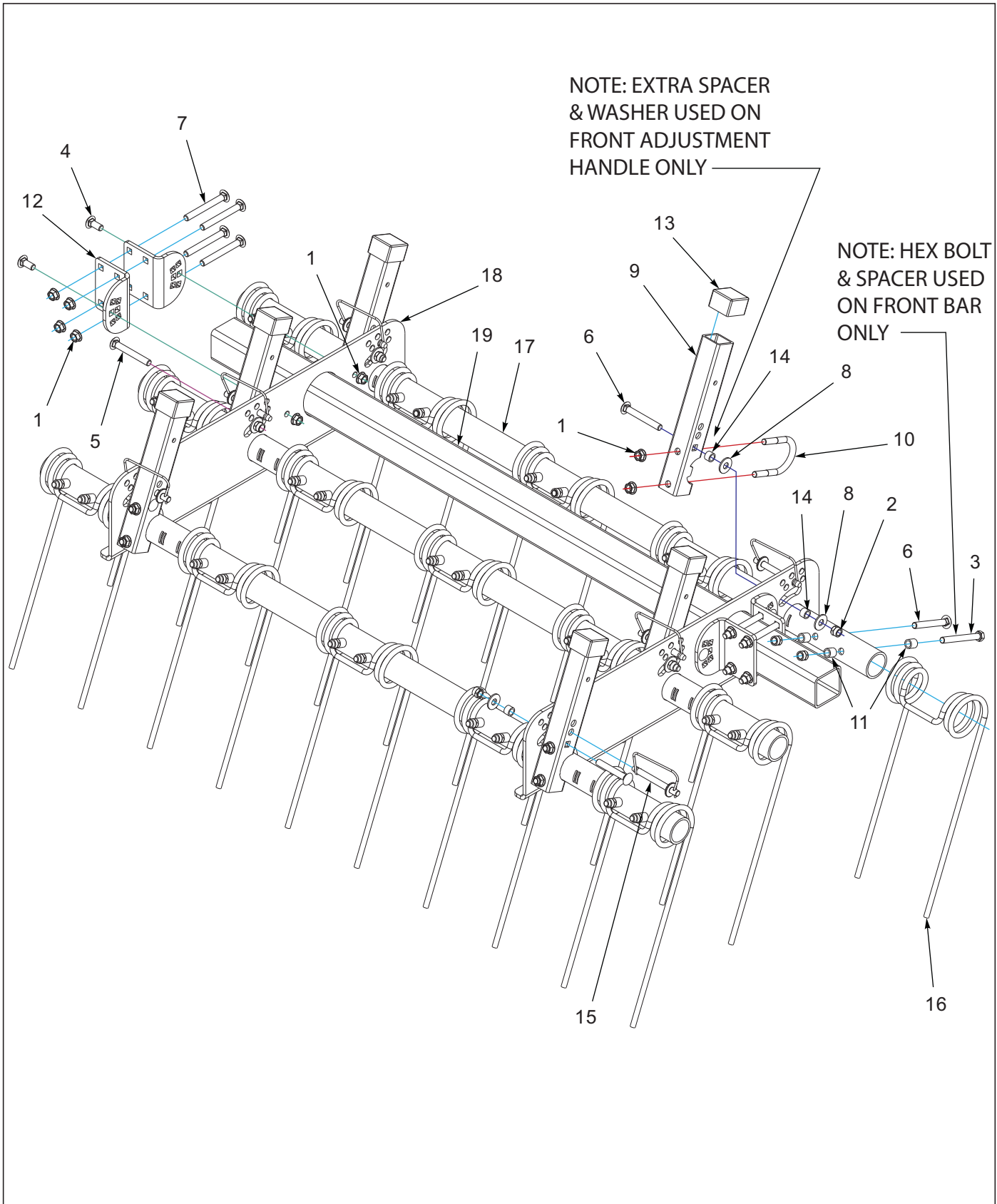


Figure 10-4: 3 Row Coil Tine Harrow Assembly

3 Row Coil Tine Harrow Assembly

ITEM	PART NUMBER	DESCRIPTION	QTY.					
--	229710	HARROW ASSY, 4 TINE 3 ROW	*					
--	229711	HARROW ASSY, 5 TINE 3 ROW		*				
--	229712	HARROW ASSY, 6 TINE 3 ROW			*			
--	229713	HARROW ASSY, 7 TINE 3 ROW				*		
--	229716	HARROW ASSY, 10 TINE 3 ROW					*	
1	1-510-010003-09	NUT,1/2-13 FLANGE HD,SERRATED	24	24	24	24	24	
2	1-512-010005-09	NUT,HEX,SLFLKG, 1/2-13 GRB	30	36	42	48	66	
3	1-654-010055-14	SCREW,HX CP,1/2-13UNCX4-1/2G5	4	5	6	6	10	
4	1-654-010070-02	SCREW 1/2-13X1-1/4 RD HD SQNK	4	4	4	4	4	
5	1-654-010070-11	SCREW,RDHD,SQNK 1/2-13X3-1/2	4	4	4	4	4	
6	1-654-010070-13	SCREW,RH HD, SQ NCK 1/2-13X4	22	27	32	37	52	
7	1-654-010070-14	SCREW 1/2-13X4-1/2RDHD SQNK	8	8	8	8	8	
8	1-861-010032-15	WASHER, FLAT 1/2 W ZP/CD	8	8	8	8	8	
9	154994	TUBE ANGLE ADJUST	6	6	6	6	6	
10	154995	U-BOLT, 1/2	6	6	6	6	6	
11	154997	TUBE 0.75ODX0.532IDX0.75 ZP	28	35	42	49	70	
12	154998	PLATE ANGLE ADJUSTMENT	4	4	4	4	4	
13	155927	CAP, TUBE 1.95X1.5 BLACK	6	6	6	6	6	
14	155956	BUSHING ANGLE ADJUSTMENT	8	8	8	8	8	
15	155971	PIN, HARROW ADJ	6	6	6	6	6	
16	164315	TINE, HARROW 7/16 X 18	12	15	18	21	30	
17	164317	GANG BAR 4 TINE 8IN 57"	3	--	--	--	--	
17	164318	GANG BAR 5 TINE 8IN 73"	--	3	--	--	--	
17	164319	GANG BAR 6 TINE 8 IN 89"	--	--	3	--	--	
17	164320	GANG BAR 7 TINE 8IN 105"	--	--	--	3	--	
17	164323	GANG BAR 10 TINE 8IN 153"	--	--	--	--	3	
18	166336	PLATE, GANG BAR 3 ROW	2	2	2	2	2	
19	170870	TUBE, SQ 3 X 3/16 X 70	--	1	--	--	--	
19	156777	TUBE RIDE BAR 57.875"	1	--	--	--	--	
19	156778	TUBE RIDE BAR 90.5"	--	--	1	1	--	
19	156779	TUBE RIDE BAR 138"	--	--	--	--	1	

Flat Reel Assembly

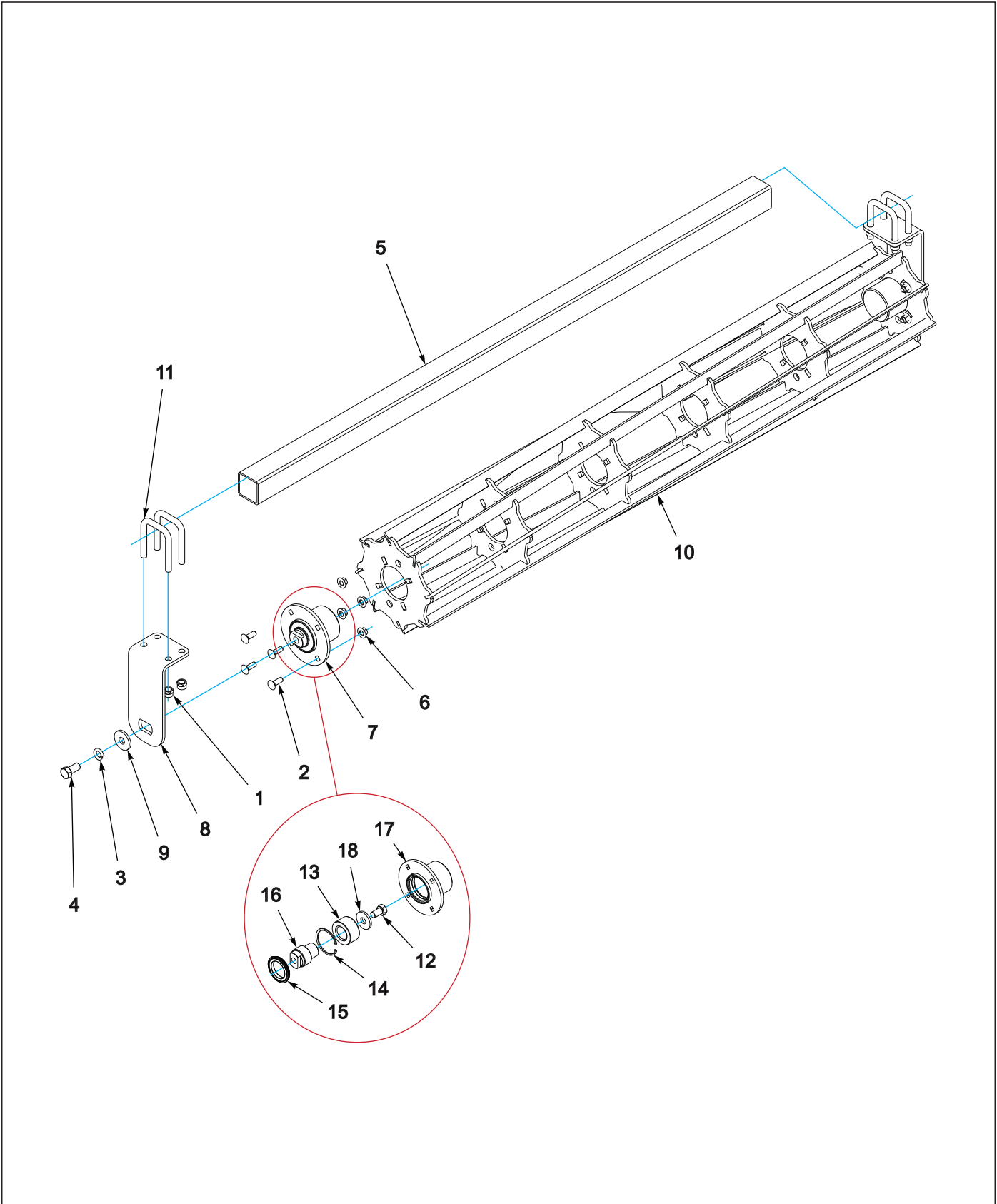


Figure 10-5: Flat Reel Assembly

Flat Reel Assembly

ITEM	PART NUMBER	DESCRIPTION	QTY.		
--	203185	REEL ASSY 12 DIA X 75"	*		
--	203186	REEL ASSY 12 DIA X 90"	*		
--	203187	REEL ASSY 12 DIA X 105"	*		
1	1-512-010005-13	NUT,HEX SLFLKG GRB 5/8-11	8	8	8
2	1-654-010070-03	SCREW RDHD SQNK1/2-13X1-1/2	8	8	8
3	1-861-010034-17	WASHER,LKG,HLCL SPR,3/4	2	2	2
4	108705	SCREW,HEXCAP,3/4-10X1-1/2 GR8	2	2	2
5	166341	GANG BAR, REEL, 77 L	1	--	--
5	166342	GANG BAR, REEL, 92 L	--	1	--
5	166343	GANG BAR, REEL, 107"	--	--	1
6	172509	NUT,1/2-13 WIDE FLNG TOP LCK F	8	8	8
7	200222	HUB ASSY REEL	2	2	2
8	200238	BEARING MOUNT, REEL	2	2	2
9	200259	WASHER, 3/4 HEAVY - 2-1/4	2	2	2
10	200297	REEL WLDMT 12" DIA X 75" FLAT	1	--	--
10	200298	REEL WLDMT 12" DIA X 90" FLAT	--	1	--
10	200299	REEL WLDMT 12" DIA X 105" FLAT	--	--	1
11	8-102-010012	U BOLT	4	4	4
12	129263	SCREW HEX CAP 3/4-10 X 1-1/4	2	2	2
13	174526	BEARING, DOUBLE TAPER RLLR	2	2	2
14	174532	INTERNAL SNAP RING	2	2	2
15	185757	SEAL, MAINT FREE HUB HSL	2	2	2
16	200218	SPINDLE REEL BEARING	2	2	2
17	200221	HUB WLDMT REEL	2	2	2
18	200259	WASHER, 3/4 HEAVY - 2-1/4	2	2	2

3 Row Spike and Reel Layout

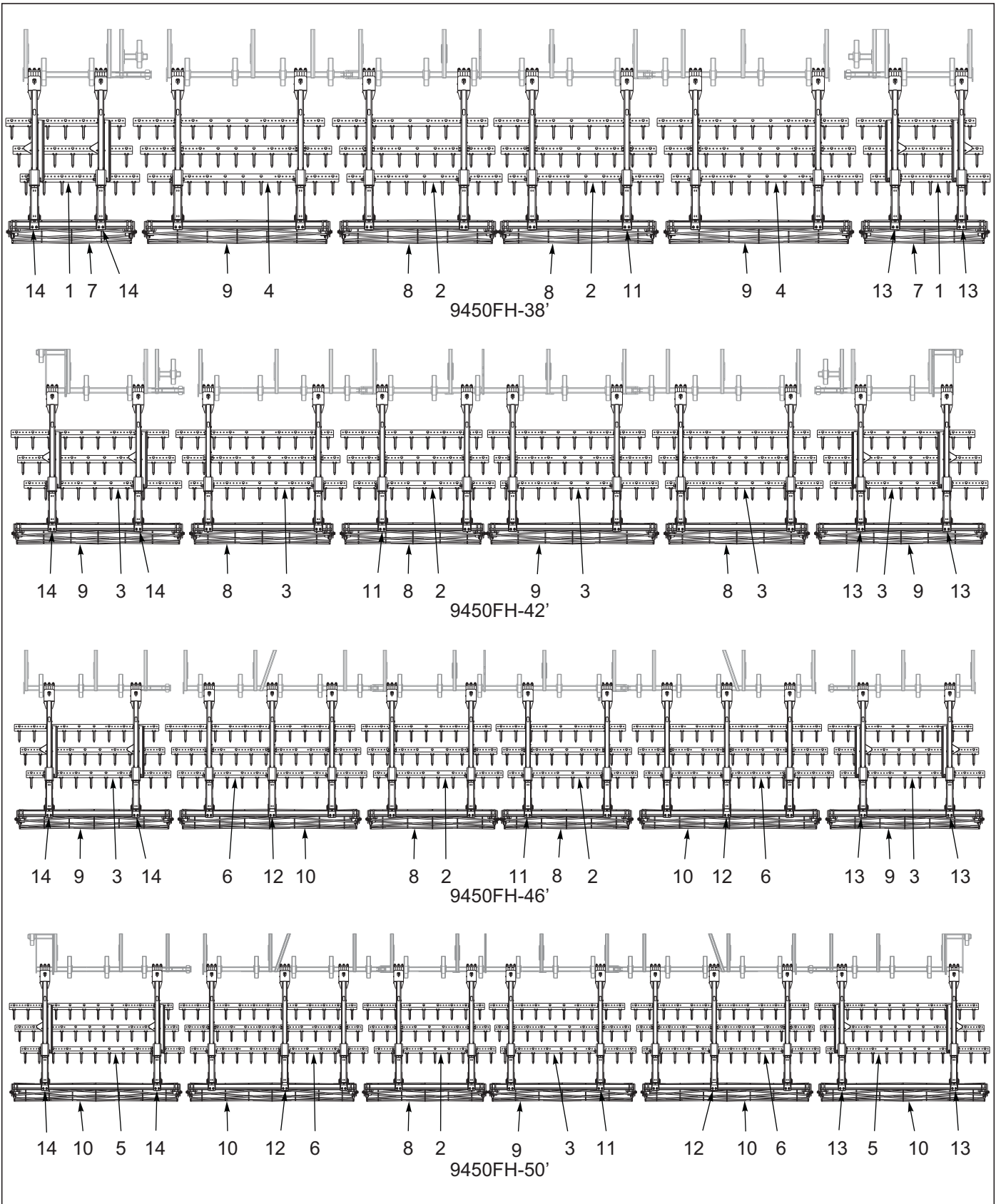


Figure 10-6: 3 Row Spike and Reel Layout

3 Row Spike and Reel Layout

ITEM	PART NUMBER	DESCRIPTION	QTY.			
--	229695	3 ROW SPIKE & REEL 9650-38	*			
--	229696	3 ROW SPIKE & REEL 9650-42		*		
--	229697	3 ROW SPIKE & REEL 9650-46			*	
--	229698	3 ROW SPIKE & REEL 9650-50				*
1	186186	SPIKE BAR ASSY, 7 TOOTH 9SP (SEE PAGE 10-37)	6	--	--	--
2	186188	SPIKE BAR ASSY, 9 TOOTH 9SP (SEE PAGE 10-37)	6	3	6	3
3	186189	SPIKE BAR ASSY, 10 TOOTH 9SP (SEE PAGE 10-37)	--	15	6	3
4	186190	SPIKE BAR ASSY, 11 TOOTH 9SP (SEE PAGE 10-37)	6	--	--	--
5	186191	SPIKE BAR ASSY, 12 TOOTH 9SP (SEE PAGE 10-37)	--	--	--	6
6	186192	SPIKE BAR ASSY, 13 TOOTH 9SP (SEE PAGE 10-37)	--	--	6	6
7	200253	REEL ASSY 12 DIA X 60" (SEE PAGE 10-13)	2	--	--	--
8	200254	REEL ASSY 12 DIA X 75" (SEE PAGE 10-13)	2	3	2	1
9	200255	REEL ASSY 12 DIA X 90" (SEE PAGE 10-13)	2	3	2	1
10	200256	REEL ASSY 12 DIA X 105" (SEE PAGE 10-13)	--	--	2	4
11	229718	ARM ASSY 3 RSD (SEE PAGE 10-15)	8	8	8	8
12	229719	ARM ASSY 3 RSD W/O SPRING (SEE PAGE 10-17)	--	--	2	2
13	229720	ARM ASSY 3 RSD RT W/TRAY (SEE PAGE 10-19)	2	2	2	2
14	229721	ARM ASSY 3 RSD LT W/TRAY (SEE PAGE 10-19)	2	2	2	2

Reel Assembly

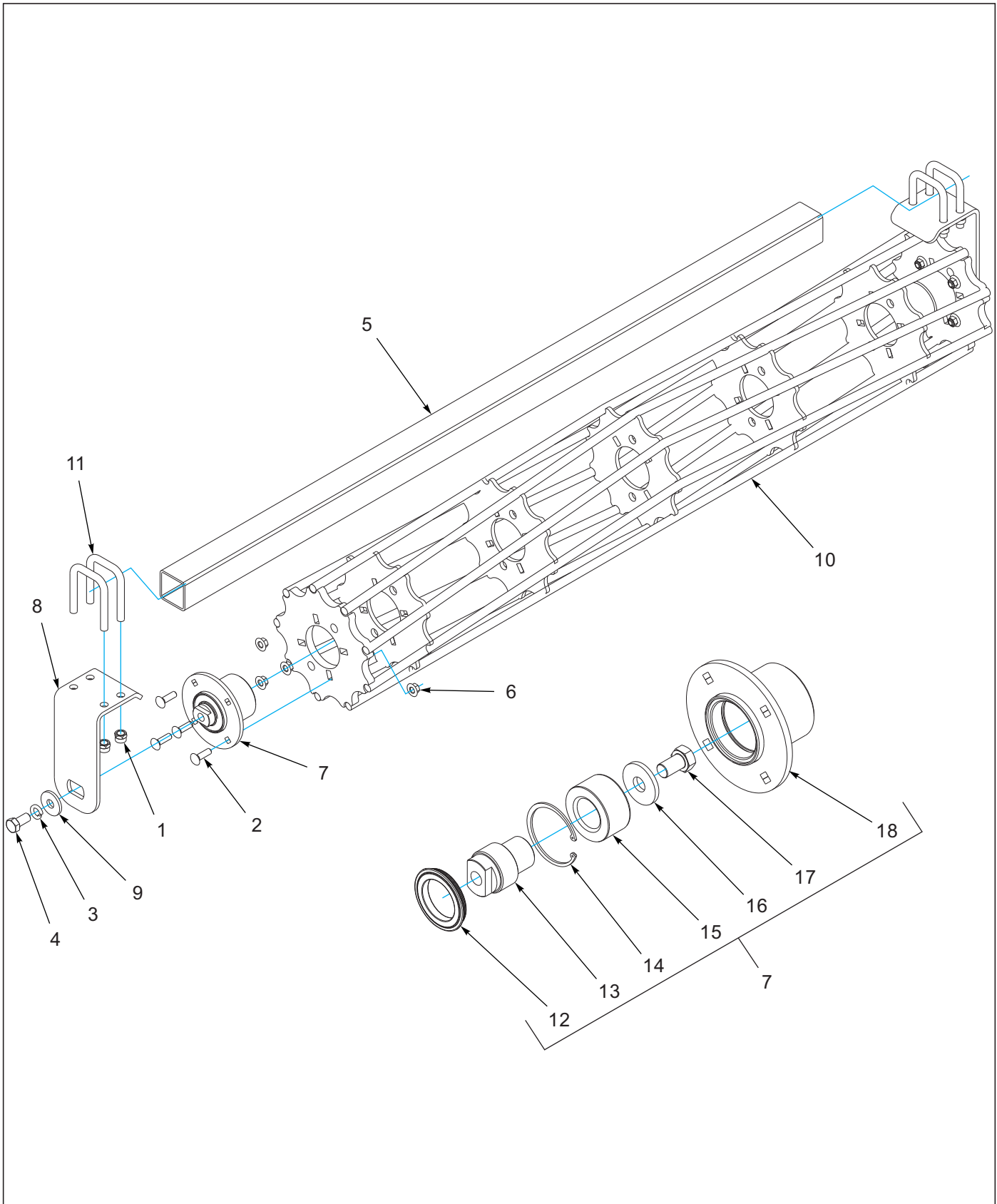


Figure 10-7: Reel Assembly

Reel Assembly

ITEM	PART NUMBER	DESCRIPTION	QTY.			
--	200253	REEL ASSY 12 DIA X 60"	*			
--	200254	REEL ASSY 12 DIA X 75"		*		
--	200255	REEL ASSY 12 DIA X 90"			*	
--	200256	REEL ASSY 12 DIA X 105"				*
1	1-512-010005-13	NUT,HEX SLFLKG GRB 5/8-11	8	8	8	8
2	1-654-010070-04	SCREW RDHD SQNK 1/2-13X1-3/4	8	8	8	8
3	1-861-010034-17	WASHER,LKG,HLCL SPR,3/4	2	2	2	2
4	108705	SCREW,HEXCAP,3/4-10X1-1/2 GR8	2	2	2	2
5	166340	GANG BAR REEL 62 L	1	--	--	--
5	166341	GANG BAR REEL 77 L	--	1	--	--
5	166342	GANG BAR REEL 92 L	--	--	1	--
5	166343	GANG BAR REEL 107 L	--	--	--	1
6	172509	NUT,1/2-13 WIDE FLNG TOP LCK F	8	8	8	8
7	200222	HUB ASSY REEL (INCLUDES ITEMS 12-18)	2	2	2	2
8	200238	BEARING MOUNT, REEL	2	2	2	2
9	200259	WASHER, 3/4 HEAVY - 2-1/4	2	2	2	2
10	225123	REEL WLDMT, 12 DIA X 60" RD	1	--	--	--
10	225124	REEL WLDMT, 12 DIA X 75" RD	--	1	--	--
10	225125	REEL WLDMT, 12 DIA X 90" RD	--	--	1	--
10	225126	REEL WLDMT, 12 DIA X 105" RD	--	--	--	1
11	8-102-010012	U BOLT	4	4	4	4
12	185757	SEAL, MAINT FREE HUB HSL	2	2	2	2
13	200218	SPINDLE REEL BEARING	2	2	2	2
14	174532	INTERNAL SNAP RING	2	2	2	2
15	174526	BEARING, DOUBLE TAPER RLLR	2	2	2	2
16	200259	WASHER, 3/4 HEAVY - 2-1/4	2	2	2	2
17	129263	SCREW HEX CAP 3/4-10 X 1-1/4	2	2	2	2
18	200221	HUB WLDMT REEL	2	2	2	2

Arm Assembly 3 RSD

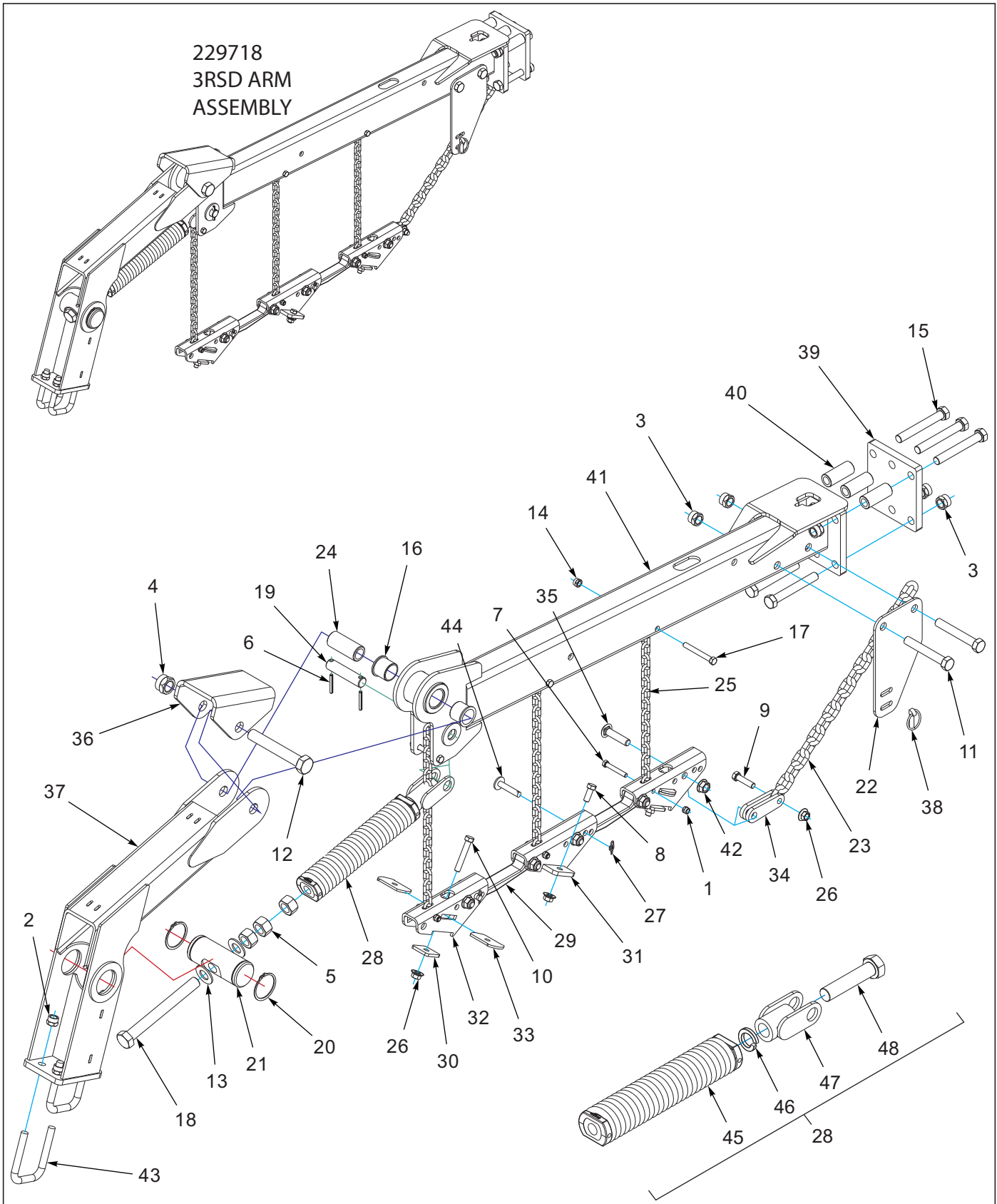


Figure 10-8: Arm Assembly 3 RSD

Arm Assembly 3 RSD

ITEM	PART NUMBER	DESCRIPTION	QTY.
--	229718	ARM ASSY 3 RSD	
1	1-512-010005-05	NUT, HEX, SLFLKG GRB 3/8-16	3
2	1-512-010005-13	NUT,HEX SLFLKG GRB 5/8-11	4
3	1-512-010005-15	NUT,HEX,SLFLKG GRB 3/4-10	8
4	1-512-010005-19	NUT 1-8 HEX SLF-LOCKING GRB	1
5	1-512-010007-14	NUT, HEX 1-8 GR2 ZP	3
6	1-647-010004221	PIN,SPRING 1/4X2 SLOTTED	2
7	1-654-010051-11	SCREW HX CP 3/8-16X2-1/2 G5ZP	3
8	1-654-010055-02	SCREW 1/2-13UNCX1-1/4 CP GR5	2
9	1-654-010055-05	SCREW,HEX CAP,1/2-13UNCX2 GR5	1
10	1-654-010055-09	SCREW,HX CP,1/2-13UNCX3 GR5	2
11	1-654-010061-15	SCREW,HX CP 3/4-10UNCX5 GR5	2
12	1-654-010125-18	SCREW HEX CAP,1-8UNCX6-1/2GR8	1
13	1-861-010032-24	WASHER FL 1IN NARROW ZP	2
14	101988	NUT,HEXSLF-LKG 7/16-14 GRB	3
15	139201	SCREW,HX CP 3/4-10UNCX5.50GR8	6
16	140599	BEARING, FLANGE 1-1/2"	2
17	141808	SCREW HX CP7/16-14UNCX3-1/2G5	3
18	152210	BOLT, ADJ, 1 X 9	1
19	156785	PIN 1 X 4-1/4	1
20	158896	SNAP RING, 2-1/2 SHAFT	2
21	158897	PIN, ADJUSTMENT	1
22	166177	BRACKET, PULL CHAIN	1
23	166242	CHAIN, PULL 3/8	1
24	168739	BUSHING PIVOT 1-1/2 X 3-7/16	1
25	168764	CHAIN 17 LINK 1/4	3
26	172509	NUT,1/2-13 WIDE FLNG TOP LCK F	5
27	172673	WRAP AROUND LOCKING COTTER	2
28	172677	SPRING ASSY, W/ANCHOR (INCLUDES ITEMS 45-47)	1
29	185697	LINK, HARROW BAR	2
30	186193	CLAMP PLATE, SPIKE BAR	2
31	186200	MOUNT, HARROW BAR W/TABS WLDMT	1
32	186204	MOUNT, HARROW BAR	2
33	186205	PLATE, BAR CLAMP	4
34	186210	CONNECTOR, PULL CHAIN	2
35	187517	SCREW RDHD SHT SQNK5/8-11X3.00	5
36	191459	STOP, HARROW ARM	1
37	199359	ARM WLDMT REEL	1
38	2-557-010009	PIN LYNCH	1
39	208187	MOUNTING PLATE, HARROW 6-BOLT	1
40	211056	BUSHING, CLAMP 3" L	3
41	227666	ARM, HARROW 6-BOLT WLDMT	1
42	29SFFL 5811	NUT,FLANGE HEAD LOCK5/8-11UNC	5
43	8-102-010012	U BOLT	2
44	8C520	CLEVIS PIN	2
45	172678	SPRING ASSY, THREADED PLUGS	1
46	1-861-010034-21	WASHER, LKG HEL SPRG 1IN	1
47	172674	ANCHOR, SPRING	1
48	141777	SCREW HX CP 1-8UNCX4-1/2 GR5	1

Arm Assembly 3 RSD W/O Spring

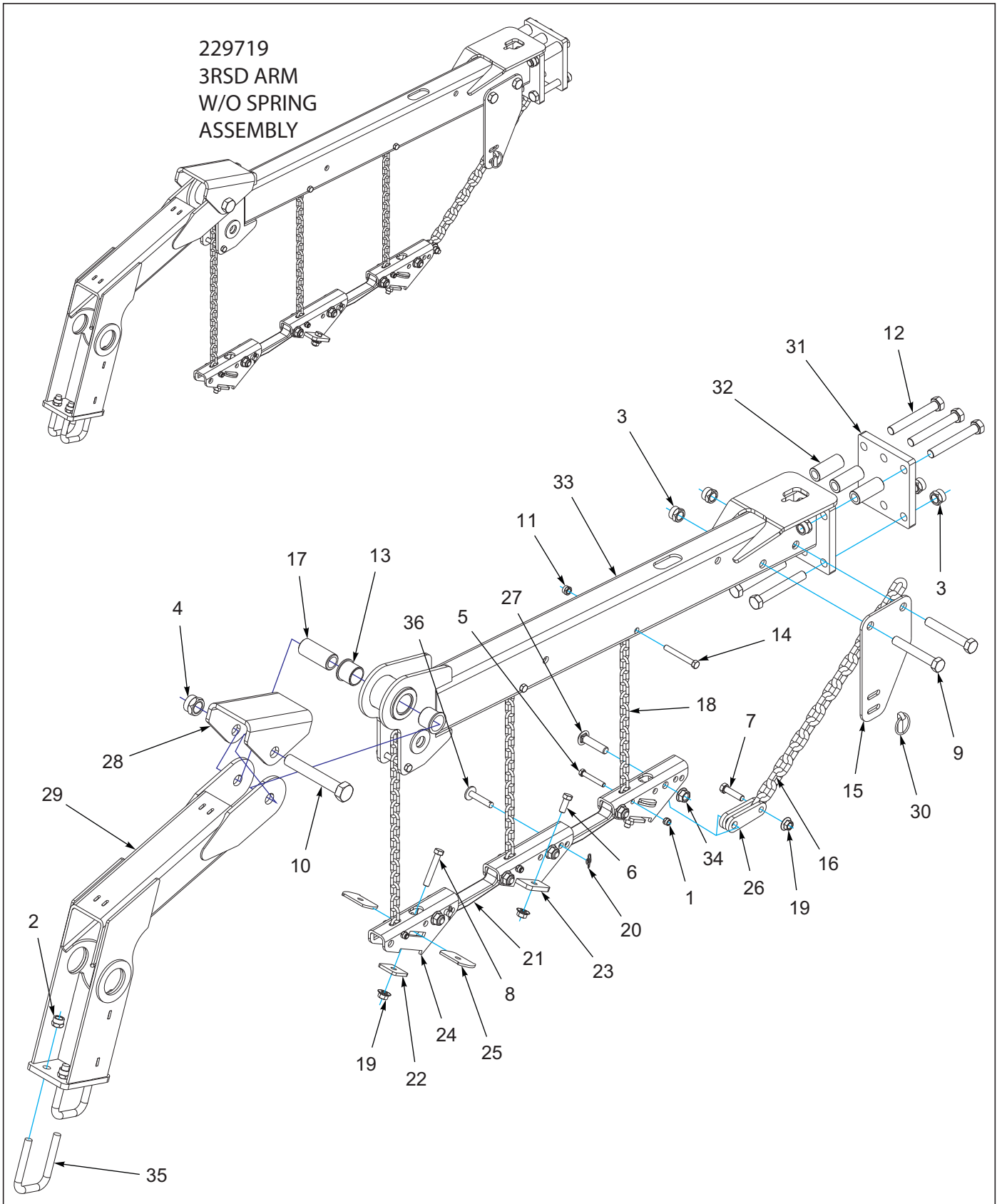


Figure 10-9: Arm Assembly 3 RSD W/O Spring

Arm Assembly 3 RSD W/O Spring

ITEM	PART NUMBER	DESCRIPTION	QTY.
--	229719	ARM ASSY 3 RSD W/O SPRING	
1	1-512-010005-05	NUT, HEX, SLFLKG GRB 3/8-16	3
2	1-512-010005-13	NUT,HEX SLFLKG GRB 5/8-11	4
3	1-512-010005-15	NUT,HEX,SLFLKG GRB 3/4-10	8
4	1-512-010005-19	NUT 1-8 HEX SLF-LOCKING GRB	1
5	1-654-010051-11	SCREW HX CP 3/8-16X2-1/2 G5ZP	3
6	1-654-010055-02	SCREW 1/2-13UNCX1-1/4 CP GR5	2
7	1-654-010055-05	SCREW,HEX CAP,1/2-13UNCX2 GR5	1
8	1-654-010055-09	SCREW,HX CP,1/2-13UNCX3 GR5	2
9	1-654-010061-15	SCREW,HX CP 3/4-10UNCX5 GR5	2
10	1-654-010125-18	SCREW HEX CAP,1-8UNCX6-1/2GR8	1
11	101988	NUT,HEXSLF-LKG 7/16-14 GRB	3
12	139201	SCREW,HX CP 3/4-10UNCX5.50GR8	6
13	140599	BEARING, FLANGE 1-1/2"	2
14	141808	SCREW HX CP7/16-14UNCX3-1/2G5	3
15	166177	BRACKET, PULL CHAIN	1
16	166242	CHAIN, PULL 3/8	1
17	168739	BUSHING PIVOT 1-1/2 X 3-7/16	1
18	168764	CHAIN 17 LINK 1/4	3
19	172509	NUT,1/2-13 WIDE FLNG TOP LCK F	5
20	172673	WRAP AROUND LOCKING COTTER	2
21	185697	LINK, HARROW BAR	2
22	186193	CLAMP PLATE, SPIKE BAR	2
23	186200	MOUNT, HARROW BAR W/TABS WLDMT	1
24	186204	MOUNT, HARROW BAR	2
25	186205	PLATE, BAR CLAMP	4
26	186210	CONNECTOR, PULL CHAIN	2
27	187517	SCREW RDHD SHT SQNK5/8-11X3.00	5
28	191459	STOP, HARROW ARM	1
29	199359	ARM WLDMT REEL	1
30	2-557-010009	PIN LYNCH	1
31	208187	MOUNTING PLATE, HARROW 6-BOLT	1
32	211056	BUSHING, CLAMP 3" L	3
33	227666	ARM, HARROW 6-BOLT WLDMT	1
34	29SFFL 5811	NUT,FLANGE HEAD LOCK5/8-11UNC	5
35	8-102-010012	U BOLT	2
36	8C520	CLEVIS PIN	2

Arm Assembly 3 RSD W/Tray

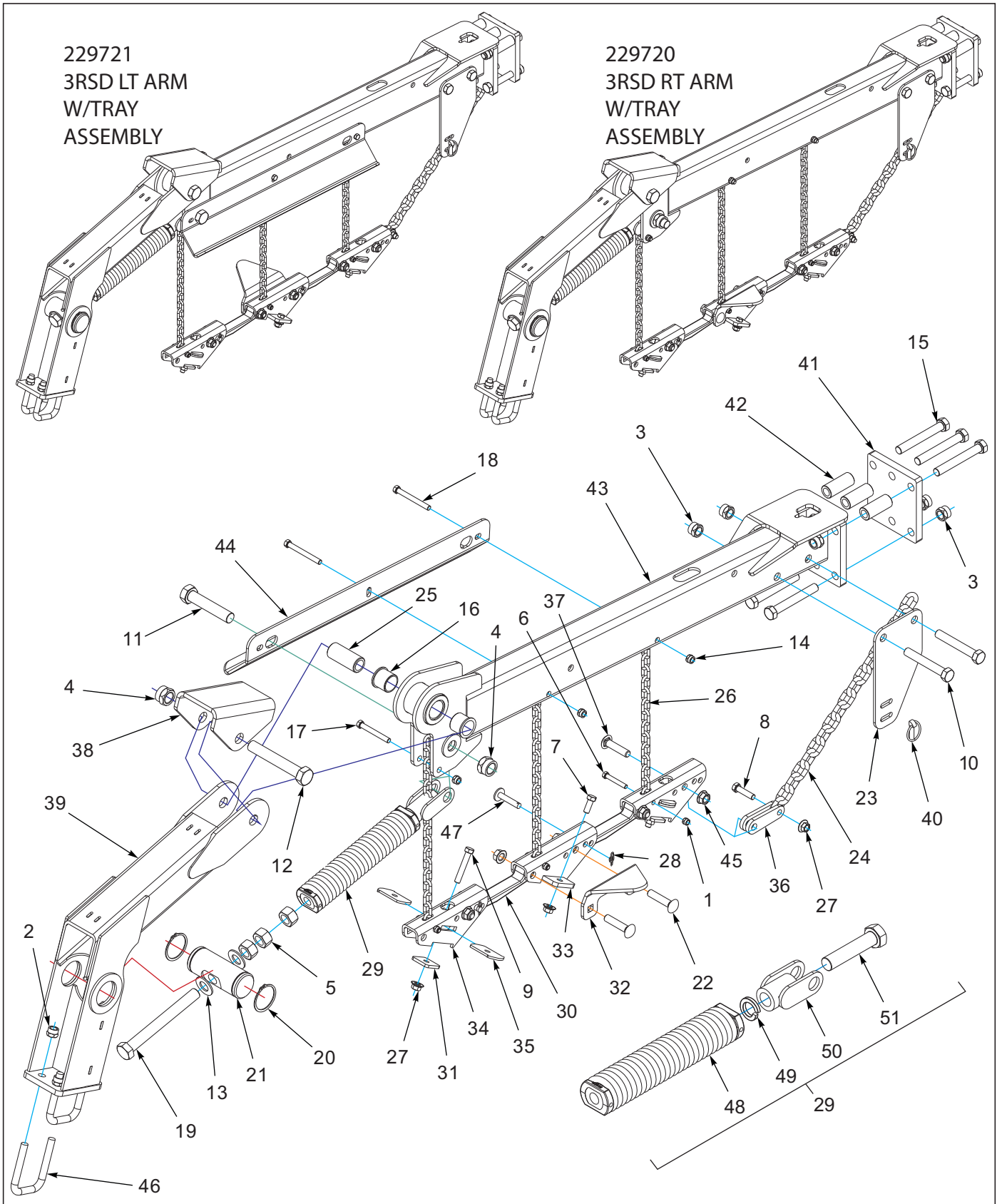


Figure 10-10: Arm Assembly 3 RSD W/Tray

Arm Assembly 3 RSD W/Tray

ITEM	PART NUMBER	DESCRIPTION	QTY.
--	229720	ARM ASSY 3 RSD RT W/TRAY (SHOWN)	
--	229721	ARM ASSY 3 RSD LT W/TRAY	
1	1-512-010005-05	NUT, HEX, SLFLKG GRB 3/8-16	3
2	1-512-010005-13	NUT,HEX SLFLKG GRB 5/8-11	4
3	1-512-010005-15	NUT,HEX,SLFLKG GRB 3/4-10	8
4	1-512-010005-19	NUT 1-8 HEX SLF-LOCKING GRB	2
5	1-512-010007-14	NUT, HEX 1-8 GR2 ZP	3
6	1-654-010051-11	SCREW HX CP 3/8-16X2-1/2 G5ZP	3
7	1-654-010055-02	SCREW 1/2-13UNCX1-1/4 CP GR5	2
8	1-654-010055-05	SCREW,HEX CAP,1/2-13UNCX2 GR5	1
9	1-654-010055-09	SCREW,HX CP,1/2-13UNCX3 GR5	2
10	1-654-010061-15	SCREW,HX CP 3/4-10UNCX5 GR5	2
11	1-654-010065-15	SCREW HX CP 1-8UNCX5 GR5	1
12	1-654-010125-18	SCREW HEX CAP,1-8UNCX6-1/2GR8	1
13	1-861-010032-24	WASHER FL 1IN NARROW ZP	2
14	101988	NUT,HEXSLF-LKG 7/16-14 GRB	3
15	139201	SCREW,HX CP 3/4-10UNCX5.50GR8	6
16	140599	BEARING, FLANGE 1-1/2"	2
17	141808	SCREW HX CP7/16-14UNCX3-1/2G5	1
18	141809	SCREW HX CP7/16-14UNC X 4 GR5	2
19	152210	BOLT, ADJ, 1 X 9	1
20	158896	SNAP RING, 2-1/2 SHAFT	2
21	158897	PIN, ADJUSTMENT	1
22	164861	SCREW,RD HD SQNCK 5/8-11X3	2
23	166177	BRACKET, PULL CHAIN	1
24	166242	CHAIN, PULL 3/8	1
25	168739	BUSHING PIVOT 1-1/2 X 3-7/16	1
26	168764	CHAIN 17 LINK 1/4	3
27	172509	NUT,1/2-13 WIDE FLNG TOP LCK F	5
28	172673	WRAP AROUND LOCKING COTTER	2
29	172677	SPRING ASSY, W/ANCHOR (INCLUDES ITEMS 48-51)	1
30	185697	LINK, HARROW BAR	2
31	186193	CLAMP PLATE, SPIKE BAR	2
32	186196	HOOK, CATCH TRAY	1
33	186200	MOUNT, HARROW BAR W/TABS WLDMT	1
34	186204	MOUNT, HARROW BAR	2
35	186205	PLATE, BAR CLAMP	4
36	186210	CONNECTOR, PULL CHAIN	2
37	187517	SCREW RDHD SHT SQNK5/8-11X3.00	3
38	191459	STOP, HARROW ARM	1
39	199359	ARM WLDMT REEL	1
40	2-557-010009	PIN LYNCH	1
41	208187	MOUNTING PLATE, HARROW 6-BOLT	1
42	211056	BUSHING, CLAMP 3" L	3
43	227666	ARM, HARROW 6-BOLT WLDMT	1
44	229717	CATCH TRAY, 3 ROW	1
45	29SFFL 5811	NUT,FLANGE HEAD LOCK5/8-11UNC	5
46	8-102-010012	U BOLT	2
47	8C520	CLEVIS PIN	2

Arm Assembly 3RSD W/Tray

ITEM	PART NUMBER	DESCRIPTION	QTY.
48	172678	SPRING ASSY, THREADED PLUGS	1
49	1-861-010034-21	WASHER, LKG HEL SPRG 1IN	1
50	172674	ANCHOR, SPRING	1
51	141777	SCREW HX CP 1-8UNCX4-1/2 GR5	1

Spike Bar Assembly 9SP

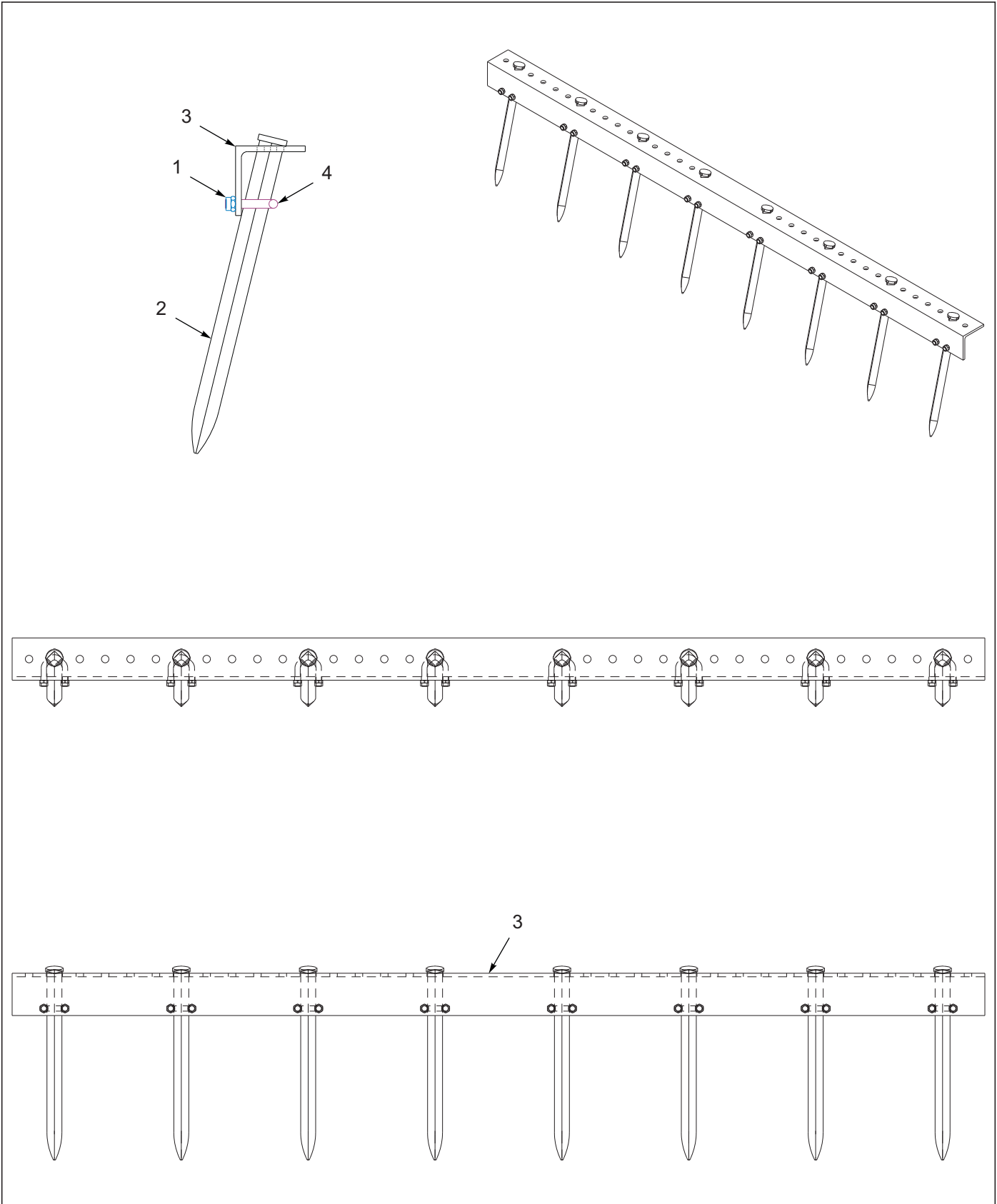


Figure 10-11: Spike Bar Assembly 9SP

Spike Bar Assembly 9SP

ITEM	PART NUMBER	DESCRIPTION	QTY.						
--	186186	SPIKE BAR ASSY, 7 TOOTH 9 SP	*						
--	186188	SPIKE BAR ASSY, 9 TOOTH 9 SP		*					
--	186189	SPIKE BAR ASSY, 10 TOOTH 9 SP			*				
--	186190	SPIKE BAR ASSY, 11 TOOTH 9 SP				*			
--	186191	SPIKE BAR ASSY, 12 TOOTH 9 SP					*		
--	186192	SPIKE BAR ASSY, 13 TOOTH 9 SP						*	
1	1-512-010005-05	NUT, HEX, SLFLKG GRB 3/8-16	14	18	20	22	24	26	
2	166148	SPIKE, TOOTH 3/4 SQ X 14	7	9	10	11	12	13	
3	186177	SPIKE BAR, 7T 60 9SP	1	--	--	--	--	--	
3	186179	SPIKE BAR, 9T 78 9SP	--	1	--	--	--	--	
3	186180	SPIKE BAR, 10T 87 9SP	--	--	1	--	--	--	
3	186181	SPIKE BAR, 11T 96 9SP	--	--	--	1	--	--	
3	186182	SPIKE BAR, 12T 105 9SP	--	--	--	--	1	--	
3	186183	SPIKE BAR, 13T 114 9SP	--	--	--	--	--	1	
4	8-102-010017	U-BOLT HARROW SPIKE	7	9	10	11	12	13	

2RS DBL Flat Reel Layout




Figure 10-12: 2RS DBL Flat Reel Layout

2RS DBL Flat Reel Layout

ITEM	PART NUMBER	DESCRIPTION	QTY.			
--	236640	2RS DBL FLAT REEL ASSY 38	*			
--	236641	2RS DBL FLAT REEL ASSY 42		*		
--	236642	2RS DBL FLAT REEL ASSY 46			*	
--	236643	2RS DBL FLAT REEL ASSY 50				*
1	236689	ARM ASSY, W/TRAY LT (SEE PAGE 10-33)	2	2	2	2
2	236686	ARM ASSY, 2RS&DBL REEL (SEE PAGE 10-27)	6	6	4	4
3	236688	ARM ASSY, W/TRAY RT (SEE PAGE 10-31)	2	2	2	2
4	236687	ARM ASSY, 2RS&DBL REEL W/TABS (SEE PAGE 10-29)	2	2	4	4
5	191487	CLAMP, TUBE 3X3	8	8	8	8
6	1-654-010055-16	SCREW HEX CAP 1/2-13X5-1/2GR5	8	8	8	8
7	1-512-010005-09	NUT,HEX,SLFLKG, 1/2-13 GRB	8	8	8	8
8	236648	SPIKE BAR ASSY, 8T 60 8SP (SEE PAGE 10-37)	4	--	--	--
9	236650	SPIKE BAR ASSY, 10T 76 8SP (SEE PAGE 10-37)	2	6	2	2
10	236651	SPIKE BAR ASSY, 11T 84 8SP (SEE PAGE 10-37)	2	2	2	2
11	236652	SPIKE BAR ASSY, 12T 92 8SP (SEE PAGE 10-37)	4	4	4	--
12	236654	SPIKE BAR ASSY, 14T 108 8SP (SEE PAGE 10-37)	--	--	4	8
13	236681	DOUBLE FLAT REEL ASSY, 60/60 (SEE PAGE 10-35)	2	--	--	--
14	236682	DOUBLE FLAT REEL ASSY, 75/75 (SEE PAGE 10-35)	2	4	2	2
15	236683	DOUBLE FLAT REEL ASSY, 90/90 (SEE PAGE 10-35)	2	2	2	--
16	236684	DOUBLE FLAT REEL ASSY, 105/105 (SEE PAGE 10-35)	--	--	2	4

2RS and DBL Reel Arm Assembly

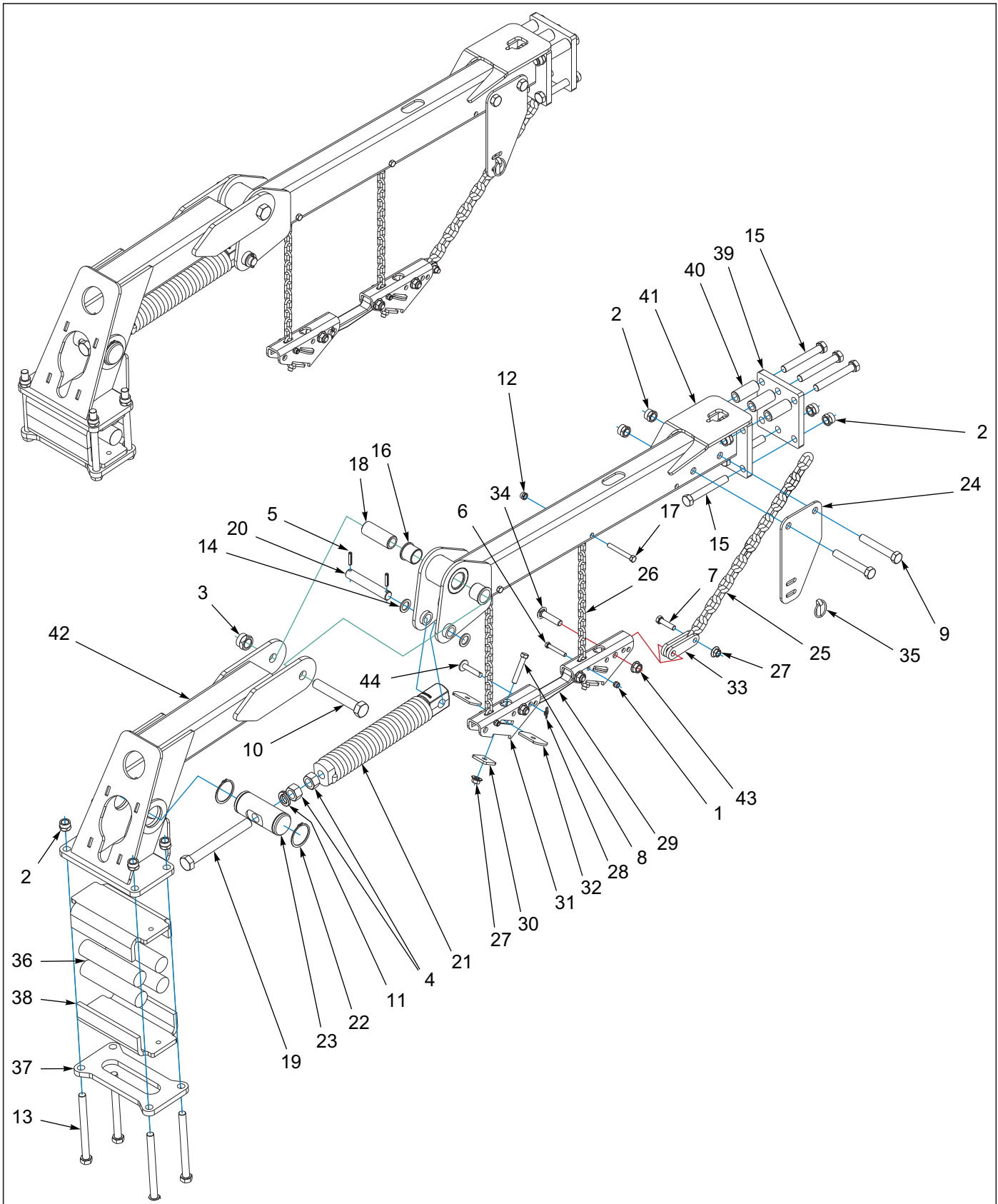


Figure 10-13: 2RS and DBL Reel Arm Assembly

2RS and DBL Reel Arm Assembly

ITEM	PART NUMBER	DESCRIPTION	QTY.
--	236686	ARM ASSY, 2RS&DBL REEL	
1	1-512-010005-05	NUT, HEX, SLFLKG GRB 3/8-16	2
2	1-512-010005-15	NUT,HEX,SLFLKG GRB 3/4-10	12
3	1-512-010005-19	NUT 1-8 HEX SLF-LOCKING GRB	1
4	1-512-010007-14	NUT, HEX 1-8 GR2 ZP	2
5	1-647-010004236	SPRING PIN,SLOTTED 5/16X1-1/2	2
6	1-654-010051-11	SCREW HX CP 3/8-16X2-1/2 G5ZP	2
7	1-654-010055-05	SCREW,HEX CAP,1/2-13UNCX2 GR5	1
8	1-654-010055-09	SCREW,HX CP,1/2-13UNCX3 GR5	2
9	1-654-010061-15	SCREW,HX CP 3/4-10UNCX5 GR5	2
10	1-654-010125-18	SCREW HEX CAP,1-8UNCX6-1/2GR8	1
11	1-861-010034-21	WASHER, LKG HEL SPRG 1IN	1
12	101988	NUT,HEXSLF-LKG 7/16-14 GRB	2
13	107491	SCREW HX CP 3/4-10X8-1/2 GR8	4
14	117957	MACHINERY BUSHING,ZINC PLATED	2
15	139201	SCREW,HX CP 3/4-10UNCX5.50GR8	6
16	140599	BEARING, FLANGE 1-1/2"	2
17	141808	SCREW HX CP7/16-14UNCX3-1/2G5	2
18	152209	BUSHING, PIVOT 1-1/2	1
19	152210	BOLT, ADJ, 1 X 9	1
20	154392	PIN, PIVOT	1
21	158795	SPRING ASSY, 17"	1
22	158896	SNAP RING, 2-1/2 SHAFT	2
23	158897	PIN, ADJUSTMENT	1
24	166177	BRACKET, PULL CHAIN	1
25	166242	CHAIN, PULL 3/8	1
26	168764	CHAIN 17 LINK 1/4	2
27	172509	NUT,1/2-13 WIDE FLNG TOP LCK F	3
28	172673	WRAP AROUND LOCKING COTTER	1
29	185697	LINK, HARROW BAR	1
30	186193	CLAMP PLATE, SPIKE BAR	2
31	186204	MOUNT, HARROW BAR	2
32	186205	PLATE, BAR CLAMP	4
33	186210	CONNECTOR, PULL CHAIN	2
34	187517	SCREW RDHD SHT SQNK5/8-11X3.00	3
35	2-557-010009	PIN LYNCH	1
36	203525	SPRING-TORSION, RUBBER, 1-3/4	4
37	204510	PLATE GANGBAR MOUNT	1
38	204511	TUBE, CLAMP	2
39	208187	MOUNTING PLATE, HARROW 6-BOLT	1
40	211056	BUSHING, CLAMP 3" L	3
41	235386	ARM, HARROW 6-BOLT WLDMT	1
42	235388	ARM, REEL WLDMT	1
43	29SFFL 5811	NUT,FLANGE HEAD LOCK5/8-11UNC	3
44	8C520	CLEVIS PIN	1

2RS and DBL Reel W/Tabs Arm Assembly

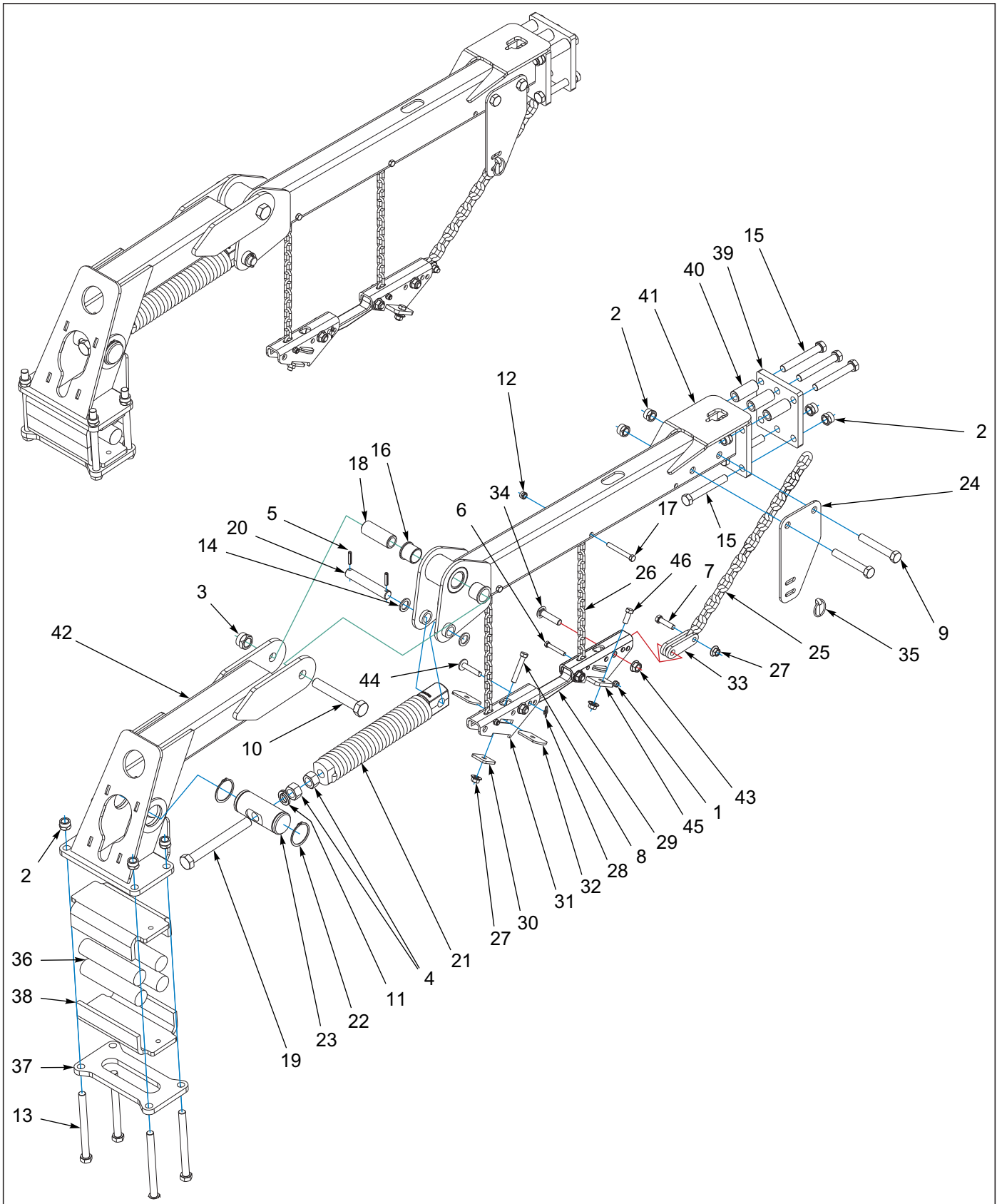


Figure 10-14: 2RS and DBL Reel W/Tabs Arm Assembly

2RS and DBL Reel W/Tabs Arm Assembly

ITEM	PART NUMBER	DESCRIPTION	QTY.
--	236687	ARM ASSY, 2RS&DBL REEL W/TABS	
1	1-512-010005-05	NUT, HEX, SLFLKG GRB 3/8-16	2
2	1-512-010005-15	NUT,HEX,SLFLKG GRB 3/4-10	12
3	1-512-010005-19	NUT 1-8 HEX SLF-LOCKING GRB	1
4	1-512-010007-14	NUT, HEX 1-8 GR2 ZP	2
5	1-647-010004236	SPRING PIN,SLOTTED 5/16X1-1/2	2
6	1-654-010051-11	SCREW HX CP 3/8-16X2-1/2 G5ZP	2
7	1-654-010055-05	SCREW,HEX CAP,1/2-13UNCX2 GR5	1
8	1-654-010055-09	SCREW,HX CP,1/2-13UNCX3 GR5	1
9	1-654-010061-15	SCREW,HX CP 3/4-10UNCX5 GR5	2
10	1-654-010125-18	SCREW HEX CAP,1-8UNCX6-1/2GR8	1
11	1-861-010034-21	WASHER, LKG HEL SPRG 1IN	1
12	101988	NUT,HEXSLF-LKG 7/16-14 GRB	2
13	107491	SCREW HX CP 3/4-10X8-1/2 GR8	4
14	117957	MACHINERY BUSHING,ZINC PLATED	2
15	139201	SCREW,HX CP 3/4-10UNCX5.50GR8	6
16	140599	BEARING, FLANGE 1-1/2"	2
17	141808	SCREW HX CP7/16-14UNCX3-1/2G5	2
18	152209	BUSHING, PIVOT 1-1/2	1
19	152210	BOLT, ADJ, 1 X 9	1
20	154392	PIN, PIVOT	1
21	158795	SPRING ASSY, 17"	1
22	158896	SNAP RING, 2-1/2 SHAFT	2
23	158897	PIN, ADJUSTMENT	1
24	166177	BRACKET, PULL CHAIN	1
25	166242	CHAIN, PULL 3/8	1
26	168764	CHAIN 17 LINK 1/4	2
27	172509	NUT,1/2-13 WIDE FLNG TOP LCK F	4
28	172673	WRAP AROUND LOCKING COTTER	1
29	185697	LINK, HARROW BAR	1
30	186193	CLAMP PLATE, SPIKE BAR	1
31	186204	MOUNT, HARROW BAR	1
32	186205	PLATE, BAR CLAMP	2
33	186210	CONNECTOR, PULL CHAIN	2
34	187517	SCREW RDHD SHT SQNK5/8-11X3.00	3
35	2-557-010009	PIN LYNCH	1
36	203525	SPRING-TORSION, RUBBER, 1-3/4	4
37	204510	PLATE GANGBAR MOUNT	1
38	204511	TUBE, CLAMP	2
39	208187	MOUNTING PLATE, HARROW 6-BOLT	1
40	211056	BUSHING, CLAMP 3" L	3
41	235386	ARM, HARROW 6-BOLT WLDMT	1
42	235388	ARM, REEL WLDMT	1
43	29SFFL 5811	NUT,FLANGE HEAD LOCK5/8-11UNC	3
44	8C520	CLEVIS PIN	1
45	186200	MOUNT, HARROW BAR W/TABS WLDMT	1
46	1-654-010055-02	SCREW 1/2-13UNCX1-1/4 CP GR5	2

W/Tray RT Arm Assembly

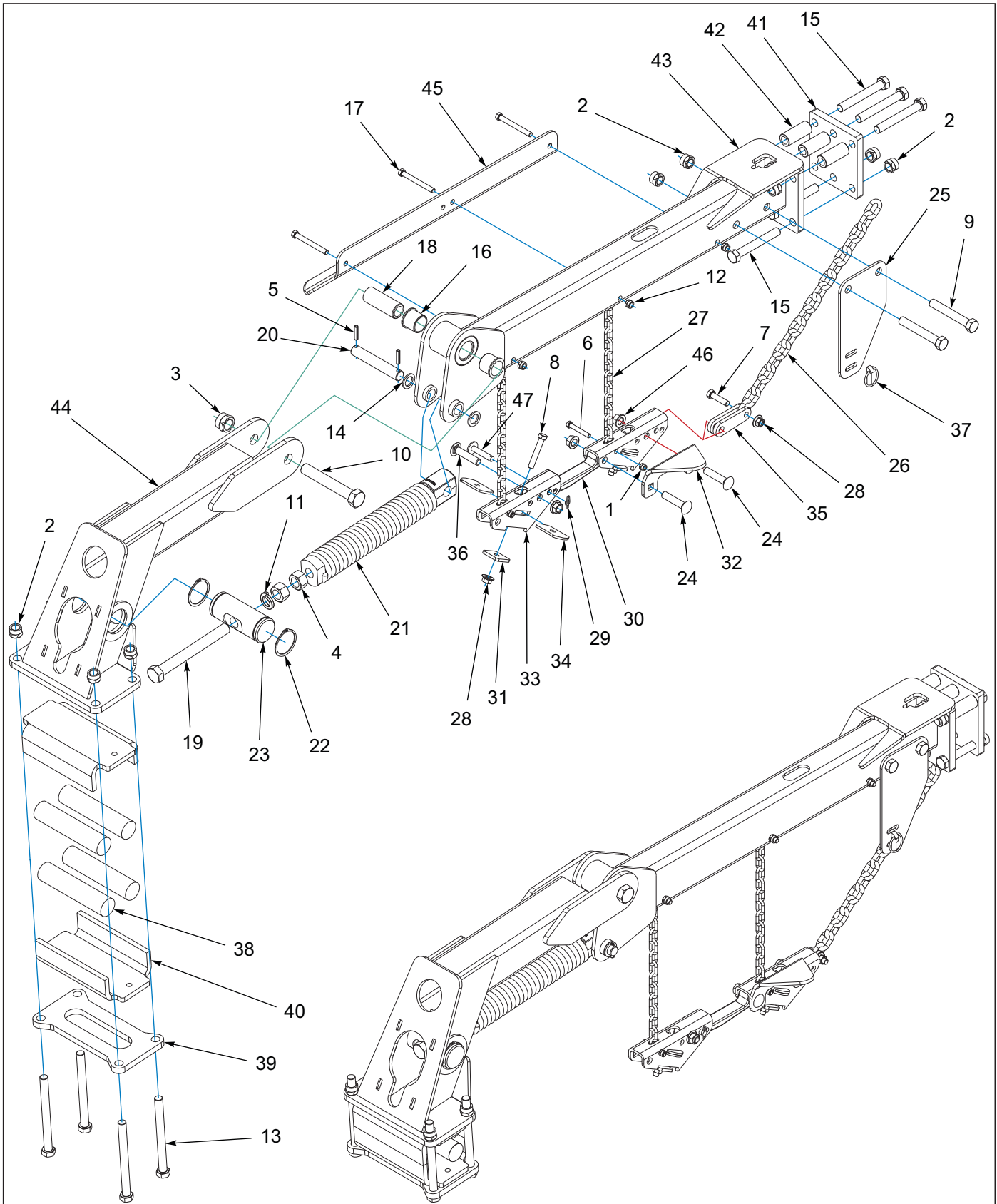


Figure 10-15: W/Tray RT Arm Assembly

W/Tray RT Arm Assembly

ITEM	PART NUMBER	DESCRIPTION	QTY.
--	236688	ARM ASSY, W/TRAY RT	
1	1-512-010005-05	NUT, HEX, SLFLKG GRB 3/8-16	2
2	1-512-010005-15	NUT,HEX,SLFLKG GRB 3/4-10	12
3	1-512-010005-19	NUT 1-8 HEX SLF-LOCKING GRB	1
4	1-512-010007-14	NUT, HEX 1-8 GR2 ZP	2
5	1-647-010004236	SPRING PIN,SLOTTED 5/16X1-1/2	2
6	1-654-010051-11	SCREW HX CP 3/8-16X2-1/2 G5ZP	2
7	1-654-010055-05	SCREW,HEX CAP,1/2-13UNCX2 GR5	1
8	1-654-010055-09	SCREW,HX CP,1/2-13UNCX3 GR5	2
9	1-654-010061-15	SCREW,HX CP 3/4-10UNCX5 GR5	2
10	1-654-010125-18	SCREW HEX CAP,1-8UNCX6-1/2GR8	1
11	1-861-010034-21	WASHER, LKG HEL SPRG 1IN	1
12	101988	NUT,HEXSLF-LKG 7/16-14 GRB	3
13	107491	SCREW HX CP 3/4-10X8-1/2 GR8	4
14	117957	MACHINERY BUSHING,ZINC PLATED	2
15	139201	SCREW,HX CP 3/4-10UNCX5.50GR8	6
16	140599	BEARING, FLANGE 1-1/2"	2
17	141809	SCREW HX CP7/16-14UNC X 4 GR5	3
18	152209	BUSHING, PIVOT 1-1/2	1
19	152210	BOLT, ADJ, 1 X 9	1
20	154392	PIN, PIVOT	1
21	158795	SPRING ASSY, 17"	1
22	158896	SNAP RING, 2-1/2 SHAFT	2
23	158897	PIN, ADJUSTMENT	1
24	164861	SCREW,RD HD SQNCK 5/8-11X3	2
25	166177	BRACKET, PULL CHAIN	1
26	166242	CHAIN, PULL 3/8	1
27	168764	CHAIN 17 LINK 1/4	2
28	172509	NUT,1/2-13 WIDE FLNG TOP LCK F	3
29	172673	WRAP AROUND LOCKING COTTER	1
30	185697	LINK, HARROW BAR	1
31	186193	CLAMP PLATE, SPIKE BAR	2
32	186196	HOOK, CATCH TRAY	1
33	186204	MOUNT, HARROW BAR	2
34	186205	PLATE, BAR CLAMP	4
35	186210	CONNECTOR, PULL CHAIN	2
36	187517	SCREW RDHD SHT SQNK5/8-11X3.00	1
37	2-557-010009	PIN LYNCH	1
38	203525	SPRING-TORSION, RUBBER, 1-3/4	4
39	204510	PLATE GANGBAR MOUNT	1
40	204511	TUBE, CLAMP	2
41	208187	MOUNTING PLATE, HARROW 6-BOLT	1
42	211056	BUSHING, CLAMP 3" L	3
43	235386	ARM, HARROW 6-BOLT WLDMT	1
44	235388	ARM, REEL WLDMT	1
45	236692	TRAY, CATCH 2 ROW	1
46	29SFFL 5811	NUT,FLANGE HEAD LOCK5/8-11UNC	3
47	8C520	CLEVIS PIN	1

W/Tray LT Arm Assembly

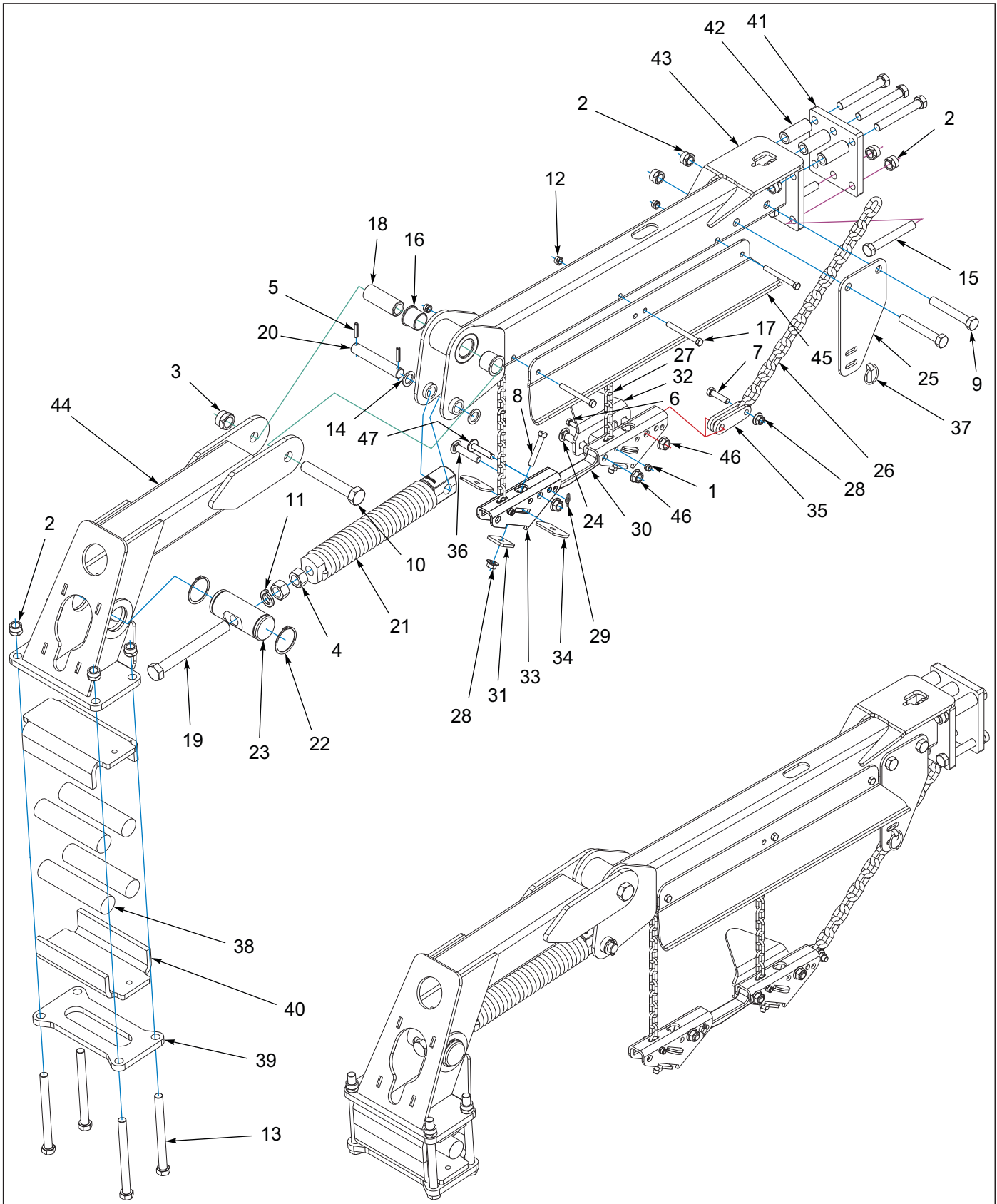


Figure 10-16: W/Tray LT Arm Assembly

W/Tray LT Arm Assembly

ITEM	PART NUMBER	DESCRIPTION	QTY.
--	236689	ARM ASSY, W/TRAY LT	
1	1-512-010005-05	NUT, HEX, SLFLKG GRB 3/8-16	2
2	1-512-010005-15	NUT,HEX,SLFLKG GRB 3/4-10	12
3	1-512-010005-19	NUT 1-8 HEX SLF-LOCKING GRB	1
4	1-512-010007-14	NUT, HEX 1-8 GR2 ZP	2
5	1-647-010004236	SPRING PIN,SLOTTED 5/16X1-1/2	2
6	1-654-010051-11	SCREW HX CP 3/8-16X2-1/2 G5ZP	2
7	1-654-010055-05	SCREW,HEX CAP,1/2-13UNCX2 GR5	1
8	1-654-010055-09	SCREW,HX CP,1/2-13UNCX3 GR5	2
9	1-654-010061-15	SCREW,HX CP 3/4-10UNCX5 GR5	2
10	1-654-010125-18	SCREW HEX CAP,1-8UNCX6-1/2GR8	1
11	1-861-010034-21	WASHER, LKG HEL SPRG 1IN	1
12	101988	NUT,HEXSLF-LKG 7/16-14 GRB	3
13	107491	SCREW HX CP 3/4-10X8-1/2 GR8	4
14	117957	MACHINERY BUSHING,ZINC PLATED	2
15	139201	SCREW,HX CP 3/4-10UNCX5.50GR8	6
16	140599	BEARING, FLANGE 1-1/2"	2
17	141809	SCREW HX CP7/16-14UNC X 4 GR5	3
18	152209	BUSHING, PIVOT 1-1/2	1
19	152210	BOLT, ADJ, 1 X 9	1
20	154392	PIN, PIVOT	1
21	158795	SPRING ASSY, 17"	1
22	158896	SNAP RING, 2-1/2 SHAFT	2
23	158897	PIN, ADJUSTMENT	1
24	164861	SCREW,RD HD SQNCK 5/8-11X3	2
25	166177	BRACKET, PULL CHAIN	1
26	166242	CHAIN, PULL 3/8	1
27	168764	CHAIN 17 LINK 1/4	2
28	172509	NUT,1/2-13 WIDE FLNG TOP LCK F	3
29	172673	WRAP AROUND LOCKING COTTER	1
30	185697	LINK, HARROW BAR	1
31	186193	CLAMP PLATE, SPIKE BAR	2
32	186196	HOOK, CATCH TRAY	1
33	186204	MOUNT, HARROW BAR	2
34	186205	PLATE, BAR CLAMP	4
35	186210	CONNECTOR, PULL CHAIN	2
36	187517	SCREW RDHD SHT SQNK5/8-11X3.00	1
37	2-557-010009	PIN LYNCH	1
38	203525	SPRING-TORSION, RUBBER, 1-3/4	4
39	204510	PLATE GANGBAR MOUNT	1
40	204511	TUBE, CLAMP	2
41	208187	MOUNTING PLATE, HARROW 6-BOLT	1
42	211056	BUSHING, CLAMP 3" L	3
43	235386	ARM, HARROW 6-BOLT WLDMT	1
44	235388	ARM, REEL WLDMT	1
45	236692	TRAY, CATCH 2 ROW	1
46	29SFFL 5811	NUT,FLANGE HEAD LOCK5/8-11UNC	3
47	8C520	CLEVIS PIN	1

Double Flat Reel Assembly

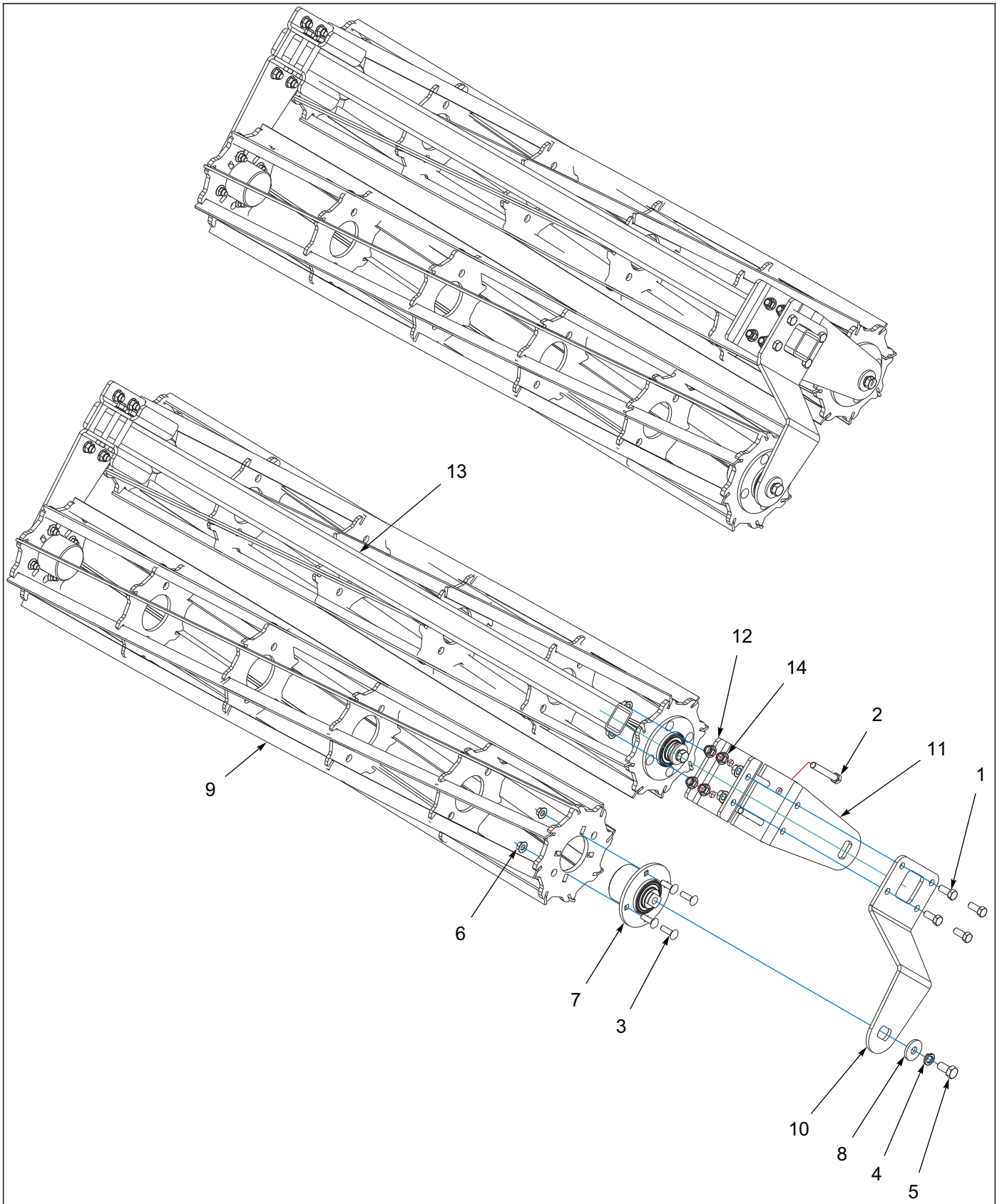


Figure 10-17: Double Flat Reel Assembly

Double Flat Reel Assembly

ITEM	PART NUMBER	DESCRIPTION	QTY.			
--	236681	DOUBLE FLAT REEL ASSY, 60/60	*			
--	236682	DOUBLE FLAT REEL ASSY, 75/75		*		
--	236683	DOUBLE FLAT REEL ASSY, 90/90			*	
--	236684	DOUBLE FLAT REEL ASSY, 105/105				*
1	1-654-010059-03	SCREW 5/8-11UNCX1-1/2 HXCP G5	8	8	8	8
2	1-654-010059-14	SCREW HX CP,5/8-11UNCX4-1/2G5	8	8	8	8
3	1-654-010070-04	SCREW RDHD SQNK 1/2-13X1-3/4	16	16	16	16
4	1-861-010034-17	WASHER,LKG,HLCL SPR,3/4	4	4	4	4
5	108705	SCREW,HEXCAP,3/4-10X1-1/2 GR8	4	4	4	4
6	172509	NUT,1/2-13 WIDE FLNG TOP LCK F	16	16	16	16
7	200222	HUB ASSY REEL	4	4	4	4
8	200259	WASHER, 3/4 HEAVY - 2-1/4	4	4	4	4
9	200296	REEL, 12" DIA X 60" FLAT WLDMT	2	--	--	--
9	200297	REEL, 12" DIA X 75" FLAT WLDMT	--	2	--	--
9	200298	REEL, 12" DIA X 90" FLAT WLDMT	--	--	2	--
9	200299	REEL,12" DIA X 105" FLAT WLDMT	--	--	--	2
10	236644	BEARING MOUNT, OFFSET	2	2	2	2
11	236645	BEARING MOUNT, REEL	2	2	2	2
12	236660	CLAMP, REEL BEARING MOUNT	2	2	2	2
13	236661	GANG BAR, DOUBLE REEL 60	1	--	--	--
13	236662	GANG BAR, DOUBLE REEL 75	--	1	--	--
13	236663	GANG BAR, DOUBLE REEL 90	--	--	1	--
13	236664	GANG BAR, DOUBLE REEL 105	--	--	--	1
14	29SFFL 5811	NUT,FLANGE HEAD LOCK5/8-11UNC	16	16	16	16

Spike Bar Assembly 8SP

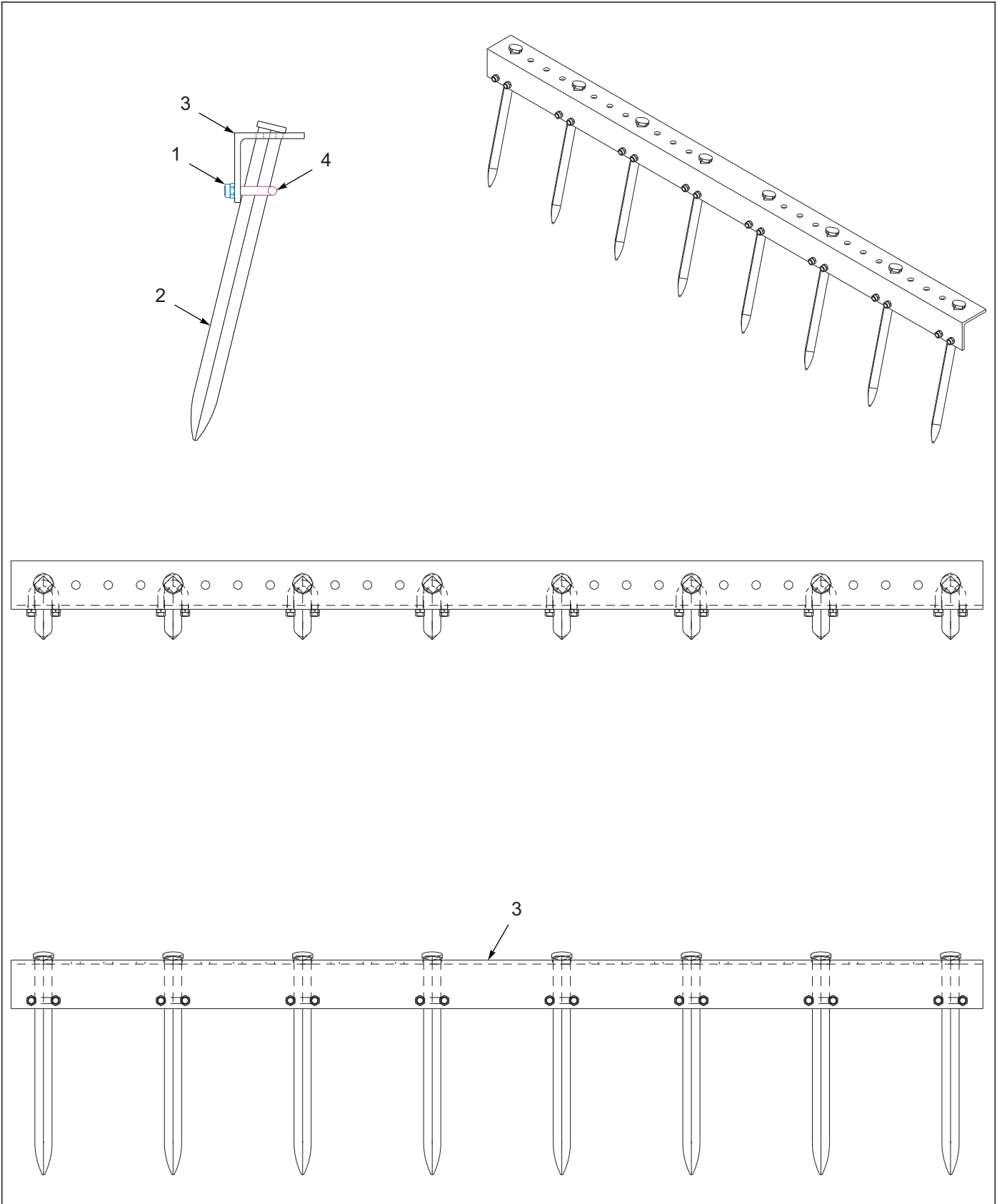


Figure 10-18: Spike Bar Assembly 8SP

Spike Bar Assembly 8SP

ITEM	PART NUMBER	DESCRIPTION	QTY.					
--	236648	SPIKE BAR ASSY, 8T 60 8SP	*					
--	236650	SPIKE BAR ASSY, 10T 76 8SP		*				
--	236651	SPIKE BAR ASSY, 11T 84 8SP			*			
--	236652	SPIKE BAR ASSY, 12T 92 8SP				*		
--	236654	SPIKE BAR ASSY, 14T 108 8SP					*	
1	1-512-010005-05	NUT, HEX, SLFLKG GRB 3/8-16	16	20	22	24	28	
2	166148	SPIKE, TOOTH 3/4 SQ X 14	8	10	11	12	14	
3	236668	SPIKE BAR, 8T 60 8SP	1	--	--	--	--	
3	236670	SPIKE BAR, 10T 76 8SP	--	1	--	--	--	
3	236671	SPIKE BAR, 11T 84 8SP	--	--	1	--	--	
3	236672	SPIKE BAR, 12T 92 8SP	--	--	--	1	--	
3	236674	SPIKE BAR, 14T 108 8SP	--	--	--	--	1	
4	8-102-010017	U-BOLT HARROW SPIKE	8	10	11	12	14	

Rear Tow Hitch Assembly

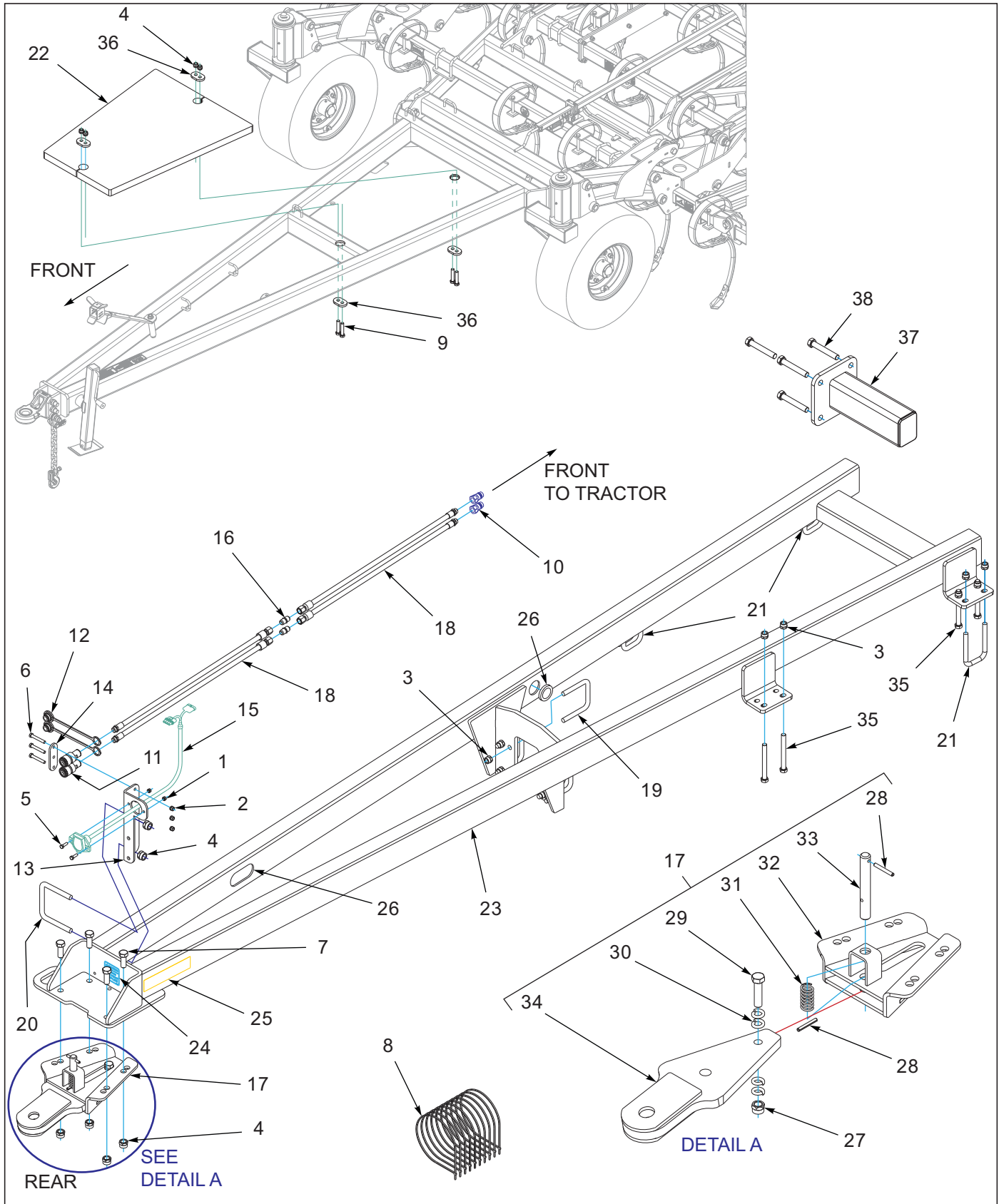


Figure 10-19: Rear Tow Hitch Assembly

Rear Tow Hitch Assembly

ITEM	PART NUMBER	DESCRIPTION	QTY.
--	235326	REAR TOW HITCH ASSY, 9400FH	
1	1-512-010005-03	NUT HEX SLFLKG GRB 5/16-18	2
2	1-512-010005-05	NUT, HEX, SLFLKG GRB 3/8-16	3
3	1-512-010005-13	NUT,HEX SLFLKG GRB 5/8-11	22
4	1-512-010005-15	NUT,HEX,SLFLKG GRB 3/4-10	6
5	1-654-010049-05	SCREW HX CP 5/16-18UNCX1 GR5	2
6	1-654-010051-11	SCREW HX CP 3/8-16X2-1/2 G5ZP	3
7	1-654-010061-05	SCREW,HHC,3/4-10UNCX2,GR5,ZP	4
8	105874	TIE,STRAP PLSTC 21.5-24X.301	10
9	W908406-4	SCREW 3/4-10X4-1/2 HEX HD CAP	4
10	141828	COUPLER,MALE 3/4-16 O-RING	2
11	142668	COUPLER FEMALE 3/4-16 O-RING	2
12	142669	PLUG, COUPLER DUST	2
13	142670	BRACKET COUPLER MOUNT	1
14	142671	PLATE, COUPLER	1
15	143871	HARNESS, TANDEM ADAPTER	1
16	148338	FITTING, UNION SAE 37 8X8	2
17	191456	HITCH ASSY, REAR TOW 1-1/2HOLE (INCLUDES ITEMS 27-34)	1
18	208291	HOSE ASSY 3/8X244, #8JICX#8OR	4
19	2-102-010004	BOLT U STANDARD GAUGE WHEEL	4
20	2-102-010039	U-BOLT, DISC BEARING BRKT	1
21	2-102-010054	U-BOLT	5
22	227665	PLATE, WEIGHT HITCH	1
23	231484	HITCH, REAR TOW WLDMT	1
24	231488	DECAL, MAXIMUM HITCH WEIGHT	1
25	528934	REFLECTOR - YELLOW	2
26	1-822-010001	TRIM 1350 3/8BLK FINE PEBBLE (CUT TO LENGTH)	2
27	1-512-010005-15	NUT,HEX,SLFLKG GRB 3/4-10	1
28	1-647-010004240	PIN,SPRING,SLOTTED,5/16X2-1/2	2
29	1-654-010061-09	SCREW HX CP 3/4-10UNCX3 GR5	1
30	1-861-010034-17	WASHER,LKG,HLCL SPR,3/4	4
31	162191	SPRING, COMP 1.218 X 2.5	1
32	168768	MOUNT WLDMT REAR TOW HITCH	1
33	168773	PIN REAR TOW HITCH	1
34	183952	HITCH WLDMT REAR TOW RIGID	1
35	1-654-010059-17	SCREW,HX CP,5/8-11UNCX6 GR5	4
36	176766	PLATE, WEIGHT LOCK	4
37	240688	EXTENSION, SHANK 12" OFFSET	1
38	1-654-010059-13	SCREW HEX CAP 5/8-11X4UNC GR5	4

Spare Tire Assembly

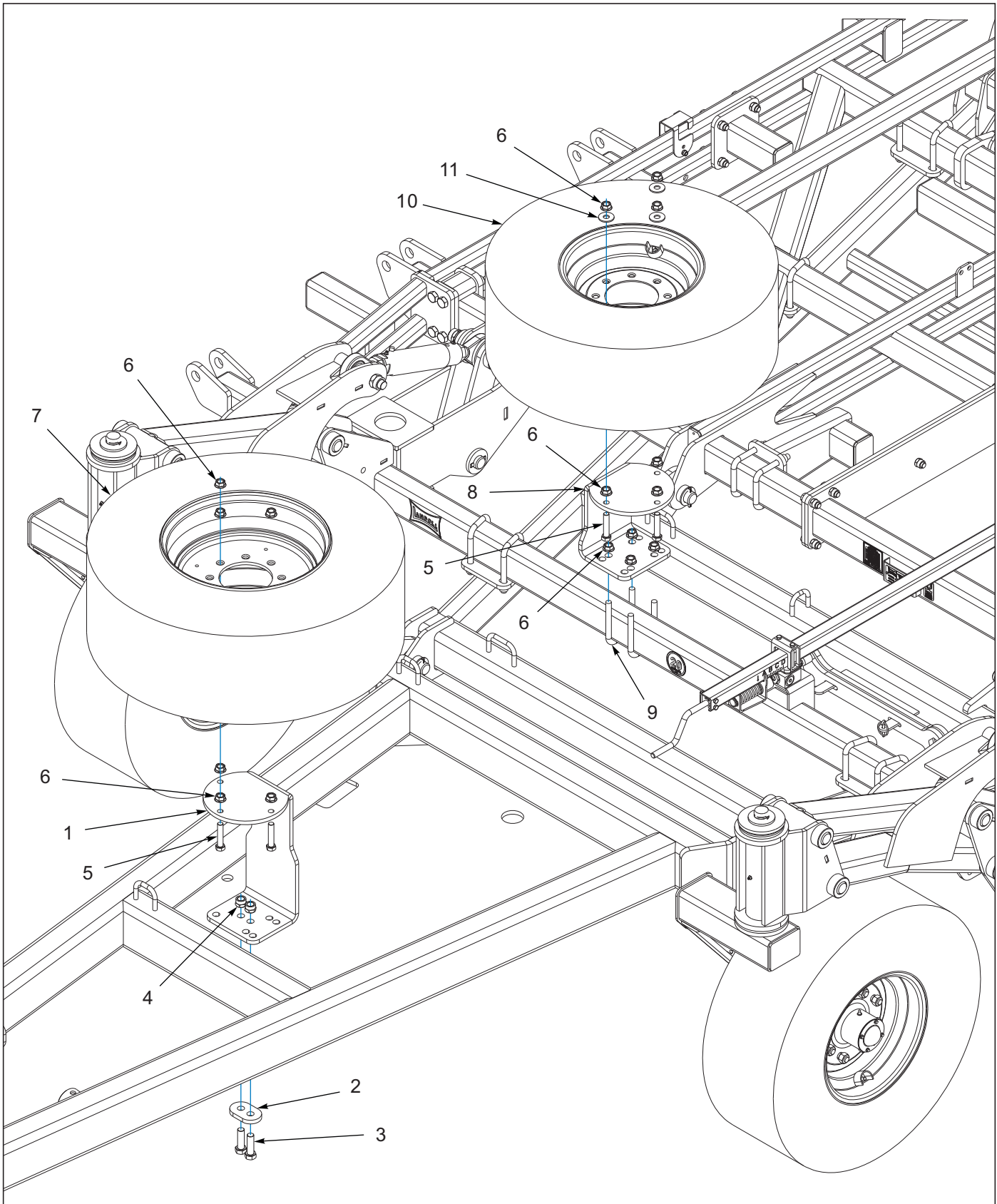


Figure 10-20: Spare Tire Assembly

Spare Tire Assembly

ITEM	PART NUMBER	DESCRIPTION	QTY.	
--	238457	MOUNT ASSY, TIRE 8-BLT 340	*	
--	243703	SPARE ASSY,320 TIRE 8-BOLT 4X3		*
1	238458	MOUNT, TIRE 8-BOLT	1	--
2	176766	PLATE, WEIGHT LOCK	1	--
3	1-654-010061-07	SCREW,HX CP 3/4-10UNCX2-1/2G5	2	--
4	1-512-010005-15	NUT,HEX,SLFLKG GRB 3/4-10	2	--
5	164147	SCREW HX CAP5/8-11X3 2-1/2THD	3	3
6	29SFFL 5811	NUT,FLANGE HEAD LOCK5/8-11UNC	6	10
7	228255	BKT TIRE & WHL ASSY, 340/65R18	1	--
8	208213	MOUNT, TIRE 8-BOLT	--	1
9	2-102-010054	U-BOLT	--	2
10	184708	TIRE ASSY,320/70R15,8 BOLTWHL	--	1
11	1-861-010032-19	WASHER, FLAT 5/8 W ZP/CD	--	3

Glossary

For clarity this glossary of industry standard abbreviations and their definitions are provided. For additional information, see instruction on the inside front cover or the last page of this manual.

A

ASM Assembly

B

BATT Battery
BHSC Button Head Socket Cap
BLK Black

C

CB Carriage Bolt
CONN Connector
CRG Carriage
CTSK Countersunk
CTWT Counterweight
CVR Cover
CYD Cylinder

D

DBL Double
DIA Diameter

E

ENCLSD Enclosed

F

FHCS Flanged Head Cap Screw
FHHCS Flanged Hex Head Cap Screw
FL OR FLG Flange
FLT Flat

G

GA Gauge

H

HHCS Hex Head Cap Screw
HCS High Carbon Steel
HD Head
HLCL Helical
HCSKT Hex Socket
HSFC Hex Socket Flat Countersunk
HYD Hydraulic

I

ID Inside Diameter

L

LH Lefthand
LKG OR LOCK Locking
LWR Lower

M

MANF Manifold
MNT Mount

N

NRW Narrow
NSS Not Serviced Separately

O

OD Outside Diameter
OHG Overhead Guard
ORFS OR ORS O-Ring Seal
ORP OR ORB O-Ring Boss

P

P-STEER Power Steering
PTFE Polytetrafluoroethylene (Teflon)

R

RH Righthand
RND Round

S

SER Series
SHCS Socket Head Cap Screw
SHLD Shield
SKT Socket
SLFLKG Selflocking
SOC Socket
SPDT Single Pole Double Throw
SPR Spring

SQ Square
SRTD Serrated
SSCR Setscrew
SST Stainless Steel
STD Standard

U

UPR Upper

W

WHL Wheel
WLD OR WLDMT Weldment

Index

Numerics

0600-250-01250	3-32	117957	1-4, 10-28, 10-30, 10-32, 10-34
0600-375-01500	1-8, 3-25	119118	1-4, 3-2, 3-8, 3-14, 3-20
100000362	7-5	121031	6-8
100545	3-14, 3-20, 4-4	122911	6-4
1-007-010025	6-8, 6-11	122917	1-10
100823	3-32	123109	6-10
100856	1-6, 2-2, 3-6, 3-12, 3-18, 3-24	124696	6-8
101385	3-14, 3-20, 4-4	125566	7-3
101988	3-2, 3-8, 3-14, 3-20, 3-30, 10-16, 10-18, 10-20, 10-28, 10-30, 10-32, 10-34	127712	1-4, 1-6, 3-2, 3-6, 3-8, 3-12, 3-14, 3-18, 3-20, 3-24
102-1130	6-8	128874	4-2
102498	2-8, 3-28	129263	10-10, 10-14
102600	1-4, 2-2, 2-8	1-298-010001-1	1-7, 1-8, 2-3, 2-6, 3-25, 3-26, 3-30, 3-32
102604	2-8, 3-28	130052	1-7, 3-26
103841	2-2	135912	7-6, 7-7, 7-8
104358	1-4	137304	7-7, 7-8
105874	8-4, 10-40	137599	6-6
107491	10-28, 10-30, 10-32, 10-34	137601	6-8
1-076-010007	3-28	139201	2-2, 3-6, 3-12, 3-18, 3-24, 10-6, 10-16, 10-18, 10-20, 10-28, 10-30, 10-32, 10-34
1-076-010010	3-28	1-397-010301208	6-2, 6-4
108628	1-10	1-397-010369036	6-6
108705	10-10, 10-14, 10-36	140470	1-4, 6-2, 6-4, 7-1
111789	7-1, 7-2, 7-3, 7-5, 7-6, 7-7	140471	3-2, 3-8, 6-2, 6-4, 7-2
111871	7-2	140547	3-2, 3-6, 3-8, 3-12, 3-14, 3-18, 3-20, 3-24
111962	2-8	140548	2-2
114652	3-14, 3-20	140554	3-28
116100	3-2, 3-8, 3-14, 3-20, 4-4	140599	1-6, 3-6, 3-12, 3-18, 3-24, 10-6, 10-16, 10-18, 10-20, 10-28, 10-30, 10-32, 10-34
116434	6-2, 6-6	140645	3-28
116435	6-4	140647	2-2, 2-4
116437	6-2	141109	1-2
116489	6-2, 6-4	141236	3-28
116490	6-6	141238	3-28
117259	6-6, 6-10	141244	3-2, 3-8, 4-4
117916	6-10		

141247	2-2	142671	10-40
141249	2-2	143066	3-28
141250	2-4	143853	6-2, 6-4
141251	1-6, 3-6, 3-12, 3-18, 3-24	143871	10-40
141259	9-4	143994	7-1, 7-2, 7-3
141260	9-4	144048	1-10
141274	1-4	144115	1-6, 3-6, 3-12, 3-18, 3-24
141301	7-1, 7-2	144183	1-2, 6-8
141594	6-4, 6-10, 6-11	144193	9-4
141597	9-4	144322	4-4, 7-7
141777	10-16, 10-21	144325	10-6
141807	2-2	144343	6-2
141808	10-16, 10-18, 10-20, 10-28, 10-30	147072	10-6
141809	3-2, 3-8, 3-14, 3-20, 3-30, 10-20, 10-32, 10-34	147582	6-6
141826	6-6, 6-10	147755	7-6
141828	6-2, 6-4, 6-6, 6-10, 10-40	148084	7-3
141864	6-6	148085	7-3
141866	3-28	148087	7-3
141881	6-6	148088	7-3
141883	6-6	148338	6-2, 6-4, 10-40
141889	6-10	150076	1-2
142103	7-2	1-510-010003-09	10-8
142109	7-1	1-512-010005-01	1-2, 2-2, 4-2, 8-4
142110	7-1, 7-2	1-512-010005-03	1-6, 1-10, 10-40
142111	7-1	1-512-010005-05	1-2, 1-4, 3-2, 3-8, 10-16, 10-18, 10-20, 10-24, 10-28, 10-30, 10-32, 10-34, 10-38, 10-40
142112	7-1, 7-2	1-512-010005-09	1-2, 1-4, 2-6, 3-14, 3-20, 3-30, 4-2, 8-4, 10-8, 10-26
142114	7-1	1-512-010005-13	1-2, 1-4, 1-6, 3-2, 3-6, 3-8, 3-12, 3-14, 3-18, 3-20, 3-24, 4-2, 8-4, 10-6, 10-10, 10-14, 10-16, 10-18, 10-20, 10-40
142116	7-2	1-512-010005-15	1-2, 1-4, 1-6, 2-2, 3-2, 3-6, 3-8, 3-12, 3-14, 3-18, 3-20, 3-24, 4-2, 10-6, 10-16, 10-18, 10-20, 10-28, 10-30, 10-32, 10-34, 10-40, 10-42
142119	7-7, 7-8	1-512-010005-19	1-4, 1-6, 2-2, 3-2, 3-6, 3-8, 3-12, 3-14, 3-18, 3-20, 3-24, 10-6, 10-16, 10-18, 10-20, 10-28, 10-30, 10-32, 10-34
142120	7-7, 7-8	1-512-010007-07	2-2
142189	2-4	1-512-010007-14	10-6, 10-16, 10-20, 10-28, 10-30, 10-32, 10-34
142194	2-4		
1422176	6-10		
142650	3-2, 3-6, 3-8, 3-12, 3-14, 3-18, 3-20, 3-24		
142668	10-40		
142669	10-40		
142670	10-40		

151528	2-6, 3-30	158844	1-6, 3-6, 3-12, 3-18, 3-24, 3-32
1-516-010001-20	2-8, 3-28	158896	10-6, 10-16, 10-20, 10-28, 10-30, 10-32, 10-34
1-516-010001-27	1-6, 3-6, 3-12, 3-18, 3-24	158897	10-6, 10-16, 10-20, 10-28, 10-30, 10-32, 10-34
152209	10-28, 10-30, 10-32, 10-34	159557	3-32
152210	10-6, 10-16, 10-20, 10-28, 10-30, 10-32, 10-34	159569	6-4, 6-6
153621	6-10	159954	1-8, 3-25
153696	2-2	15G816ER	1-7, 3-26
153803	3-32	161531	1-4
153842	6-10	161538	4-4
153843	6-6, 6-10	162191	10-40
154104	7-7, 7-8	162778	6-10
154392	10-28, 10-30, 10-32, 10-34	162845	1-4, 3-2, 3-8, 3-14, 3-20
154994	10-8	1-630-010021-03	1-10
154995	10-8	164124	1-4
154997	10-8	164134	8-4
154998	10-8	164135	8-4
155523	9-4	164138	8-4
155528	6-2, 6-4	164139	8-4
155529	6-6, 6-10	164140	8-4
1-557-010013	4-2	164142	4-2
1-557-010362-51	2-8, 3-28	164147	10-42
1-557-010403	1-4	164172	3-14, 3-20, 6-2, 6-4, 7-3
155927	10-8	164174	1-6, 2-2
155956	10-8	164175	1-4, 3-2, 3-8, 3-14, 3-20
155971	10-8	164178	1-6, 2-2
156010	9-4	164186	1-4
156777	10-8	164200	3-14, 3-20
156778	10-8	164201	1-2, 3-2, 3-8, 3-14, 3-20
156779	10-8	164215	1-2
156785	10-6, 10-16	164216	1-2
156950	2-2	164217	3-20
156973	2-8	164218	3-20
156979	2-8	164219	3-8
156992	1-4, 3-2, 3-8, 3-14, 3-20	164220	3-8
1-573-010006	9-4	164245	7-3
158795	10-28, 10-30, 10-32, 10-34	164256	3-2, 3-8, 3-14, 3-20
158843	3-32		

164277	1-4, 3-2, 3-8, 3-14, 3-20	1-654-010055-11	1-2, 6-8
164293	10-6	1-654-010055-14	1-2, 1-4, 2-6, 10-8
164295	1-2, 3-2, 3-8	1-654-010055-15	6-8
164315	10-8	1-654-010055-16	10-26
164317	10-8	1-654-010055-17	4-2
164318	10-8	1-654-010059-03	10-36
164319	10-8	1-654-010059-04	5-2
164320	10-8	1-654-010059-05	1-2, 1-4, 3-14, 3-20
164323	10-8	1-654-010059-07	4-2
164349	3-28	1-654-010059-09	1-6
164350	3-14	1-654-010059-11	1-2, 3-2, 3-8, 3-14, 3-20
164351	3-14	1-654-010059-13	1-4, 3-2, 3-6, 3-8, 3-12, 3-14, 3-20, 10-40
164352	3-2, 3-8, 3-14, 3-20, 3-28, 3-30	1-654-010059-14	10-6, 10-36
1-647-010004221	10-6, 10-16	1-654-010059-16	5-2, 10-6
1-647-010004236	10-28, 10-30, 10-32, 10-34	1-654-010059-17	3-14, 3-20, 10-40
1-647-010004240	1-6, 2-2, 3-2, 3-8, 4-4, 10-40	1-654-010059-24	3-2
1-647-010004255	3-14, 3-20	1-654-010061-05	1-4, 10-40
1-647-010004257	1-8, 3-25	1-654-010061-07	10-42
164861	10-20, 10-32, 10-34	1-654-010061-09	1-6, 3-6, 3-12, 3-18, 3-24, 10-40
165236	1-4	1-654-010061-15	10-6, 10-16, 10-18, 10-20, 10-28, 10-30, 10-32, 10-34
165257	1-6	1-654-010061-16	4-2
165259	1-10	1-654-010061-19	2-2
165260	1-10	1-654-010065-08	1-4, 3-2, 3-8, 3-14, 3-20
165265	1-6	1-654-010065-13	1-4
1-654-010047-06	1-2, 2-2, 4-2, 8-4	1-654-010065-15	3-2, 3-8, 3-14, 3-20, 10-20
1-654-010047-07	8-4	1-654-010070-02	10-8
1-654-010047-08	8-4	1-654-010070-03	10-10
1-654-010049-05	10-40	1-654-010070-04	10-14, 10-36
1-654-010051-06	1-4	1-654-010070-11	10-8
1-654-010051-11	10-16, 10-18, 10-20, 10-28, 10-30, 10-32, 10-34, 10-40	1-654-010070-13	10-8
1-654-010051-12	1-2, 3-2, 3-8	1-654-010070-14	10-8
1-654-010055-02	10-16, 10-18, 10-20, 10-30	1-654-010080-2	3-32
1-654-010055-03	10-6	1-654-010125-18	10-6, 10-16, 10-18, 10-20, 10-28, 10-30, 10-32, 10-34
1-654-010055-05	10-16, 10-18, 10-20, 10-28, 10-30, 10-32, 10-34	1-654-010125-22	2-2
1-654-010055-09	3-14, 3-20, 4-2, 10-16, 10-18, 10-20, 10-28, 10-30, 10-32, 10-34	166148	10-24, 10-38
1-654-010055-10	2-6, 3-30	166156	3-2, 3-8, 3-14, 3-20

166171	6-2, 6-6	172677	10-6, 10-16, 10-20
166177 ..	10-16, 10-18, 10-20, 10-28, 10-30, 10-32, 10-34	172678	10-16, 10-21
166185	3-2	173850	2-6, 3-30
166186	3-2	174392	4-2
166242 ..	10-16, 10-18, 10-20, 10-28, 10-30, 10-32, 10-34	174396	4-2
166336	10-8	174435	8-4
166340	10-14	174436	8-4
166341	10-10, 10-14	174437	8-4
166342	10-10, 10-14	174438	8-4
166343	10-10, 10-14	174439	8-4
166717	1-10	174447	3-14, 3-20, 4-4
167575	4-4, 7-5	174526	10-10, 10-14
167618	6-6	174532	10-10, 10-14
168739	10-6, 10-16, 10-18, 10-20	174708	1-10
168753	10-6	176601	8-4
168762	10-6	176602	8-4
168764 ..	10-16, 10-18, 10-20, 10-28, 10-30, 10-32, 10-34	176604	8-4
168768	10-40	176625	10-6
168773	10-40	176766	10-40, 10-42
168787	3-2, 3-8	177032	2-2, 2-3
168859	2-8	177315	4-4, 7-6
169549	7-5	181799	6-10
169550	7-5	181801	6-2, 6-4, 6-10
169552	7-5	1-822-010001	1-4, 3-3, 3-9, 3-15, 3-21, 10-40
170870	10-8	182289	1-10
171010	1-4	183952	10-40
171011	1-4	184708	2-2, 10-42
171070	1-4, 3-2, 3-8, 3-14, 3-20	185697 ...	10-16, 10-18, 10-20, 10-28, 10-30, 10-32, 10-34
171556	1-6	185757	10-10, 10-14
171604	7-8	1-861-010005	2-8
172509	1-2, 6-8, 10-10, 10-14, 10-16, 10-18, 10-20, 10-28, 10-30, 10-32, 10-34, 10-36	1-861-010032-14	10-6
172664	1-2, 6-6	1-861-010032-15	4-2, 10-8
172673 ...	10-6, 10-16, 10-18, 10-20, 10-28, 10-30, 10-32, 10-34	1-861-010032-19	10-6, 10-42
172674	10-16, 10-21	1-861-010032-24	2-2, 10-6, 10-16, 10-20
		1-861-010034-17	10-10, 10-14, 10-36, 10-40
		1-861-010034-21 ...	2-6, 3-30, 10-16, 10-21, 10-28, 10-30, 10-32, 10-34

186177	10-24	198296	6-2, 6-10
186179	10-24	198322	1-7, 3-26
186180	10-24	198346	1-4, 1-7
186181	10-24	198347	1-7
186182	10-24	199359	10-6, 10-16, 10-18, 10-20
186183	10-24	199362	3-2, 3-8, 3-14, 3-20, 3-26
186186	10-12, 10-24	199363	3-26
186188	10-12, 10-24	199376	10-6
186189	10-12, 10-24	199390	10-6
186190	10-12, 10-24	200218	10-10, 10-14
186191	10-12, 10-24	200221	10-10, 10-14
186192	10-12, 10-24	200222	10-10, 10-14, 10-36
186193	10-16, 10-18, 10-20, 10-28, 10-30, 10-32, 10-34	200238	10-10, 10-14
186196	10-20, 10-32, 10-34	200253	10-2, 10-12, 10-14
186200	10-16, 10-18, 10-20, 10-30	200254	10-2, 10-12, 10-14
186204	10-16, 10-18, 10-20, 10-28, 10-30, 10-32, 10-34	200255	10-2, 10-12, 10-14
186205	10-16, 10-18, 10-20, 10-28, 10-30, 10-32, 10-34	200256	10-2, 10-12, 10-14
186210	10-16, 10-18, 10-20, 10-28, 10-30, 10-32, 10-34	200259	10-10, 10-14, 10-36
187163	2-6, 3-30	200296	10-36
187166	2-6, 3-30	200297	10-10, 10-36
187517	10-16, 10-18, 10-20, 10-28, 10-30, 10-32, 10-34	200298	10-10, 10-36
189451	2-2, 2-3	200299	10-10, 10-36
189453	2-3	200829	2-2
189454	2-3	202702-10-8S	6-2, 6-4, 6-10
189455	2-3	202702-8-8S	6-2, 6-4, 6-6, 6-8, 6-10, 6-11
189467	2-3	203003-8-8S	6-6, 6-8
189468	2-3	203005-8-8S	6-6, 6-10
191456	10-40	203102-8-8S	6-2, 6-6, 6-8, 6-10
191459	10-6, 10-16, 10-18, 10-20	203185	10-4, 10-10
191487	10-26	203186	10-4, 10-10
191490	4-2	203187	10-4, 10-10
193089	2-8	203467	1-6, 6-2, 6-4
193754	1-6, 3-6, 3-12, 3-18, 3-24	203525	10-28, 10-30, 10-32, 10-34
194115	6-10	203596	6-6, 6-10
		203597	6-4
		204384	3-2, 3-6, 3-8, 3-12, 3-14, 3-18, 3-20, 3-24
		204385	2-2
		204510	10-28, 10-30, 10-32, 10-34

204511	10-28, 10-30, 10-32, 10-34	224589	9-4
2061-8-8S	6-4, 6-8, 6-11	224590	4-2
2062-10-8S	6-2, 6-4, 6-10	225123	10-14
2062-8-8S	6-2, 6-4, 6-6, 6-8, 6-10, 6-11	225124	10-14
2071-8-8S	6-2, 6-6, 6-10	225125	10-14
208187	10-6, 10-16, 10-18, 10-20, 10-28, 10-30, 10-32, 10-34	225126	10-14
208213	10-42	227602	2-6, 3-30
208291	10-40	227603	2-6, 3-30
209436	6-6	227607	2-6, 3-30
209797	10-6	227608	2-6, 3-30
209798	10-6	227614	3-30
209799	10-6	227621	2-6, 3-30
2-102-010004	1-2, 3-2, 3-8, 3-14, 3-20, 10-40	227622	2-6, 3-30
2-102-010039	10-40	227625	2-6, 3-30
2-102-010054	1-2, 1-6, 3-6, 3-8, 3-12, 3-15, 3-18, 3-21, 3-24, 4-2, 10-40, 10-42	227640	1-6, 3-6, 3-12, 3-18, 3-24
210264	6-2, 6-4	227643	2-6, 3-30
210265	6-2	227645	1-4, 1-8
210267	6-4	227646	1-4
210606	3-3, 3-6, 3-9, 3-12, 3-14, 3-18, 3-20, 3-24, 3-28	227648	1-4
211056	10-6, 10-16, 10-18, 10-20, 10-28, 10-30, 10-32, 10-34	227657	2-2
211075	6-8	227665	10-40
211367	6-8	227666	10-6, 10-16, 10-18, 10-20
212046	1-7, 3-26	227670	10-2, 10-4, 10-6
2-150-010008	1-4, 3-2, 3-8, 3-14, 3-20	227671	10-6
2-150-010174	1-4, 3-2, 3-8, 3-14, 3-20, 4-4	227675	1-8, 3-25
215341	1-7, 3-26, 9-4	227679	1-8, 3-25
218394	6-10	227680	1-8
218640	7-7	227689	1-4
218648	7-5	228187	1-7, 3-26
222329	3-14, 3-20	228190	1-7, 3-26
223435	2-8	228193	1-7, 3-26
223437	2-8	228255	1-4, 10-42
223438	2-8	228256	1-4
223439	2-8	228999	3-6, 3-12, 3-18, 3-24, 3-30
223440	1-4, 2-6, 2-8	229049	6-2, 6-4
		229565	1-4
		229695	10-12
		229696	10-12

229697	10-12	232470	1-6, 3-6, 3-12, 3-18, 3-24
229698	10-12	232475	1-6, 3-6, 3-12, 3-18, 3-24
229706	10-2	232488	4-2
229707	10-2	234917	1-2
229708	10-2	234920	3-2
229709	10-2	234921	3-2
229710	10-2, 10-8	234922	3-8
229711	10-2, 10-4, 10-8	234923	3-8
229712	10-2, 10-4, 10-8	234926	3-21
229713	10-2, 10-4, 10-8	234927	3-21
229716	10-2, 10-8	234932	3-2, 3-8, 3-15, 3-21
229717	10-20	234933	1-2
229718	10-12, 10-16	234934	1-6
229719	10-12, 10-18	234940	5-2
229720	10-12, 10-20	234942	1-2, 3-2, 3-8, 3-15, 3-21
229721	10-12, 10-20	234944	1-2, 3-2, 3-8, 3-15, 3-21
229794	3-14, 3-20	234945	1-2, 3-3, 3-8, 3-15, 3-21
23085	1-8, 3-25	234952	1-2
231295	6-10	234956	3-15, 3-21
231454	3-2	234958	1-6, 1-10
231458	3-2	234959	1-10
231459	4-4, 6-6	234961	1-6
231460	6-6	234962	1-10
231463	4-2	234986	1-6, 3-6, 3-12, 3-18, 3-24
231484	10-40	234989	1-6, 3-6, 3-12, 3-18, 3-24
231488	9-4, 10-40	234992	3-6
232370	3-14, 3-20, 5-2	234993	3-12
232374	5-2	234996	2-2, 2-6
232400	10-4	234997	2-6
232429	10-4	235326	10-40
232432	3-2, 3-8, 3-14, 3-20, 3-25	235330	6-10
232433	3-25	235331	1-2, 6-10
232434	3-2, 3-8, 3-14, 3-20	235332	6-10
232436	3-2, 3-8, 3-14, 3-20	235333	6-10
232437	3-2, 3-8, 3-14, 3-20	235334	4-4, 7-8
232458	5-2	235336	9-4
232465	1-2	235339	1-4, 3-3, 3-8, 3-15, 3-21
232468	5-2	235341	1-2, 6-4, 6-10, 6-11

235348	3-9	238393	5-2
235355	5-2	238457	10-42
235385	6-2, 6-4	238458	10-42
235386	10-28, 10-30, 10-32, 10-34	240687	2-6, 3-30
235388	10-28, 10-30, 10-32, 10-34	240688	10-40
236640	10-26	240957	7-6
236641	10-26	240958	7-6
236642	10-26	240959	7-6
236643	10-26	240960	7-6
236644	10-36	243703	10-42
236645	10-36	243717	9-4
236648	10-26, 10-38	243728	5-2
236650	10-26, 10-38	2-474-010022	6-6, 6-8, 6-10
236651	10-26, 10-38	2-557-010009	10-16, 10-18, 10-20, 10-28, 10-30, 10-32, 10-34
236652	10-26, 10-38	2-573-010037	9-4
236654	10-26, 10-38	2-573-010198	9-4
236660	10-36	2-654-010097	3-32
236661	10-36	29SFFL 5811	1-2, 3-15, 3-21, 5-2, 10-6, 10-16, 10-18, 10-20, 10-28, 10-30, 10-32, 10-34, 10-36, 10-42
236662	10-36	3-846-010155	6-8
236663	10-36	3J608	1-4, 3-3, 3-9, 3-15, 3-21
236664	10-36	4001060	2-8
236668	10-38	415	3-3, 3-6, 3-9, 3-12, 3-15, 3-18, 3-21, 3-24
236670	10-38	4K552	10-6
236671	10-38	5000	2-8, 3-28
236672	10-38	500171	2-4
236674	10-38	528933	8-4, 9-4
236681	10-26, 10-36	528934	8-4, 9-4, 10-40
236682	10-26, 10-36	528938	8-4, 9-4
236683	10-26, 10-36	622-3511-007	3-15, 3-21
236684	10-26, 10-36	70239854	1-2
236686	10-26, 10-28	70260977	4-2, 9-4
236687	10-26, 10-30	71508985	6-6
236688	10-26, 10-32	71508992	6-10
236689	10-26, 10-34	8-102-010012	10-6, 10-10, 10-14, 10-16, 10-18, 10-20
236692	10-32, 10-34	8-102-010017	10-24, 10-38
236696	6-2		
236700	1-2, 6-2, 6-6, 6-8		
2-368-010287	2-2, 8-4		

8-102-010019 8-4
8-102-010043 8-4, 10-6
8-557-010149 4-2
8-573-010084 9-4
8-720-010011 10-6
8C520 . . . 10-16, 10-18, 10-20, 10-28, 10-30, 10-32,
10-34

T

TR575 1-4, 2-2

W

W908406-4 10-40
W908409-4 1-2, 3-3, 3-6, 3-9, 3-12, 3-15, 3-21
W932022-4 1-4

Instructions for Ordering Parts

**** Repair parts must be ordered through an Authorized Dealer ****

DEALER INSTRUCTIONS FOR ORDERING PARTS FROM LANDOLL PARTS DISTRIBUTION CENTER

Phone #: 800-423-4320 or 785-562-5381

Fax #: 888-527-3909

Order online: dealer.landoll.com

IDENTIFICATION PLATE

The identification plate, which lists the model number and serial number, is located on the front of the frame.

SERIAL NUMBER

The serial number is located on the identification plate.
The Following information will help decode the 9450FH Field Cultivator serial number

94H222000 = xxmysssss

QR CODE DECAL

The 9400 series QR code decal, may be scanned to link you to the most current manuals, located on the front of the frame [See Figure 13-1](#)

xx	= model series (i.e. 94 for Field Cultivator)
m	= month of manufacture (ex. "H" means October. The letter I is not used.)
yy	= year manufactured (ex. "22" means 2022)
SSSSS	= Sequential number used to track warranty and service information.

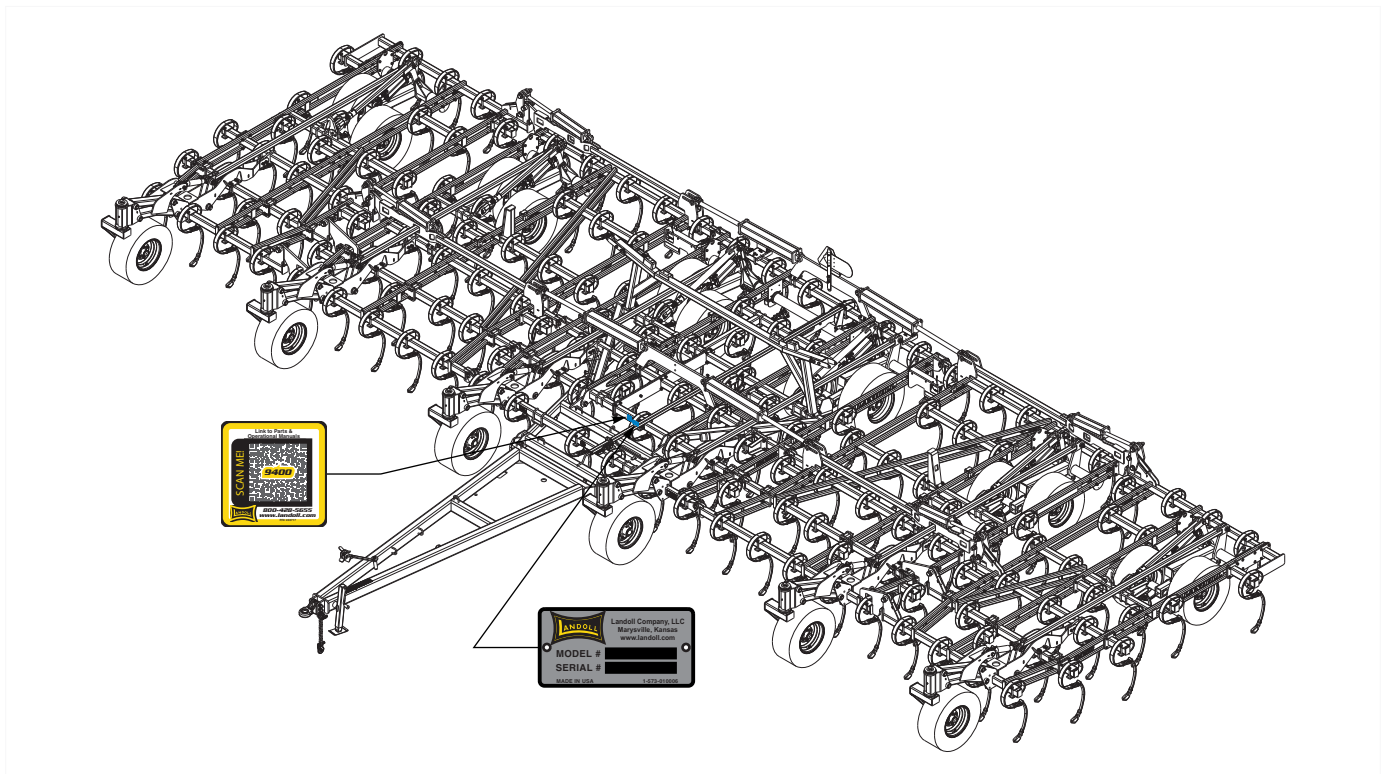


Figure 13-1: Identification Plate and Location

Manuals for 9450FH Field Cultivator

Manual Number	Manual Type
F-1139	Operator's Manual
F-1140	Parts Manual

Document Control Revision Log:

Date	Form #	Improvement(s): Description and Comments
10/07/2022	F-1140	New Manual
01/10/2023	F-1140-0123	Initial Release



Intertek

Equipment from Landoll Company, LLC is built to exacting standards ensured by ISO 9001 registration at all Landoll manufacturing facilities.

Model 9450FH

Field Cultivator

Parts Manual

Re-Order Part Number F-1140

LANDOLL COMPANY, LLC

1900 North Street

Marysville, Kansas 66508

(785) 562-5381

800-428-5655 ~ WWW.LANDOLL.COM



Copyright 2023. Landoll Company, LLC

“All rights reserved, including the right to reproduce this material or portions thereof in any form.”

