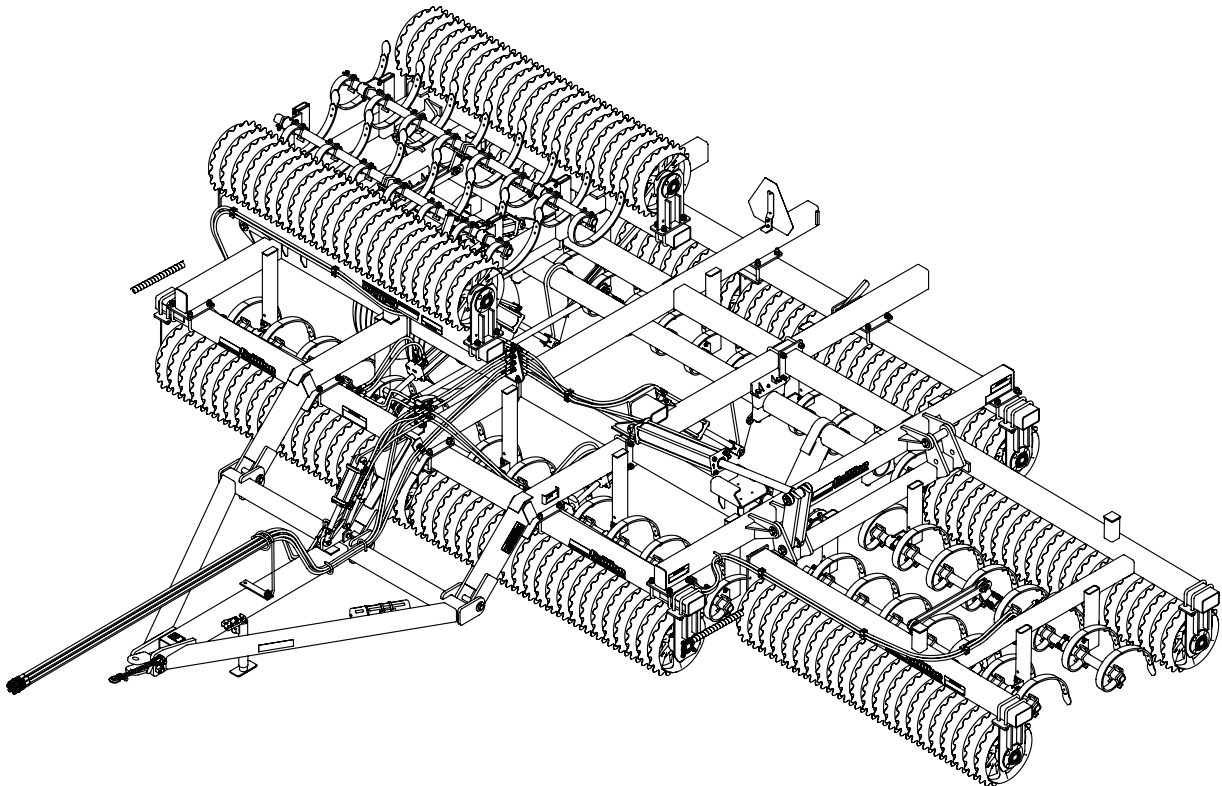




# WL360 Folding Pulvi-Mulcher WL Models - 30' Parts Manual



**LANDOLL COMPANY, LLC**

1900 North Street

Marysville, Kansas 66508

(785) 562-5381

800-428-5655 ~ [WWW.LANDOLL.COM](http://WWW.LANDOLL.COM)

## Manuals for WL360 Folding Pulvi-Mulcher

Manual Number	Manual Type
9J577	Operator's Manual
9J578	Parts Manual

# Table of Contents

## 1 Illustrated Parts List

Instructions for Ordering Parts .....	1-1
Frame, C-Tooth .....	1-2
Frame, S-Tine .....	1-4
Rockshaft .....	1-6
Axle Assembly .....	1-8
Hub and Spindle Assembly .....	1-9
Tire and Wheel Assembly, 230909 .....	1-10
Tire and Wheel Assembly, 6K933 .....	1-11
Drawbar .....	1-12
Hinge and Center Roller .....	1-14
Wing Frame with C-Tooth Brackets .....	1-16
Wing Frame with S-Tine Brackets .....	1-18
Bearing Hanger - 9J560 .....	1-20
Bearing Hanger - 9J565 .....	1-21
Center Bearing Hanger, Front - 9J566 .....	1-22
Center Bearing Hanger, Rear - 9J568 .....	1-23
Wheel and Axle Assembly .....	1-24
Wheel and Axle Assembly - Crowfoot .....	1-25
Wheel and Axle Assembly - Notched Ductile with Replaceable Stub .....	1-26
Wheel and Axle Assembly - Crowfoot with Replaceable Stub .....	1-27
Axle Clamp Assembly .....	1-28
Pipe Axle Assemblies .....	1-29
Pipe Axle Assemblies - Replaceable Stubs .....	1-30
Center C-Tooth .....	1-32
Wing C-Tooth .....	1-34
Center S-Tine .....	1-36
Wing S-Tine .....	1-38
Center Rear Scrapers .....	1-40
Wing Rear Scrapers .....	1-41
Hydraulic Layout (After 04/30/2012) .....	1-42
Transport Hydraulic Schematic (After 04/30/2012) .....	1-44
Tooth Control Hydraulic Schematic (After 04/30/2012) .....	1-46
Wing Fold Hydraulic Schematic (After 04/30/2012) .....	1-48
Independent Hydraulic Tooth Control (Before 04/30/2012) .....	1-49
Independent Manual Tooth Control (Before 04/30/2012) .....	1-50
Wing Fold Hydraulic - Machines w/ 3/8 JIC Hoses (Before 04/30/2012) .....	1-51
Wheel & Tooth Hydraulics - Machines w/ 3/8 JIC Hoses (Before 04/30/2012) .....	1-52

---

LED Lights Layout (After 01/01/2017) .....	1-54
Electrical Layout (Before 12/31/2016) .....	1-56
Front Scrapers - Optional .....	1-58
Land Leveler Kit - Optional .....	1-60
V-Leveler Kit - Optional .....	1-62
Rear Hitch - Optional .....	1-64
Hydraulic Cylinder, 3 x 6 - Prince .....	1-65
Hydraulic Cylinder, 4 x 24 - Lion - 671666 (After 01/15/2008) .....	1-66
Hydraulic Cylinder, 4 x 24 - Hydraulic Gear (Before 01/15/2008) .....	1-67
Hydraulic Cylinder, 3 x 8 - Prince .....	1-68
Hydraulic Cylinder, 3 x 8 - Cross .....	1-69
Hydraulic Cylinder, 4 x 16 - Prince .....	1-70
Hydraulic Cylinder, 4 x 16 - Lion - 671663 (After 01/15/2008) .....	1-71
Hydraulic Cylinder, 4 x 16 - Hydraulic Gear (Before 01/15/2008) .....	1-72
Decals .....	1-73
Decal Locations .....	1-75

**2 Glossary**

**3 Index**



# Illustrated Parts List

## Instructions for Ordering Parts

**\*\* Repair parts must be ordered through an authorized dealer \*\***

### DEALER INSTRUCTIONS FOR ORDERING PARTS FROM LANDOLL PARTS DISTRIBUTION CENTER

PHONE #: 800-423-4320 OR 785-562-5381

FAX #: 888-527-3909

ORDER ONLINE: [Dealer.landoll.com](http://Dealer.landoll.com)

### DATA PLATE

See Figure 1-1 for the Data Plate, which lists the model and serial number of the equipment. It is located on the left side of the Pulvi-Mulcher.

### SERIAL NUMBER NOMENCLATURE

The following information will help decode the Landoll serial number.

**PMD21000100 = xxmyysssss**

<b>xx</b>	= model series (i.e. "PM" for all Pulvi-Mulchers)
<b>m</b>	= month of manufacture (ex. "D" means April. The letter I is not used.)
<b>yy</b>	= last digits of the year manufactured (ex. "21" means 2021)
<b>sssss</b>	= Sequential number used to track warranty and service information.



Figure 1-1: Data Plate

# Frame, C-Tooth

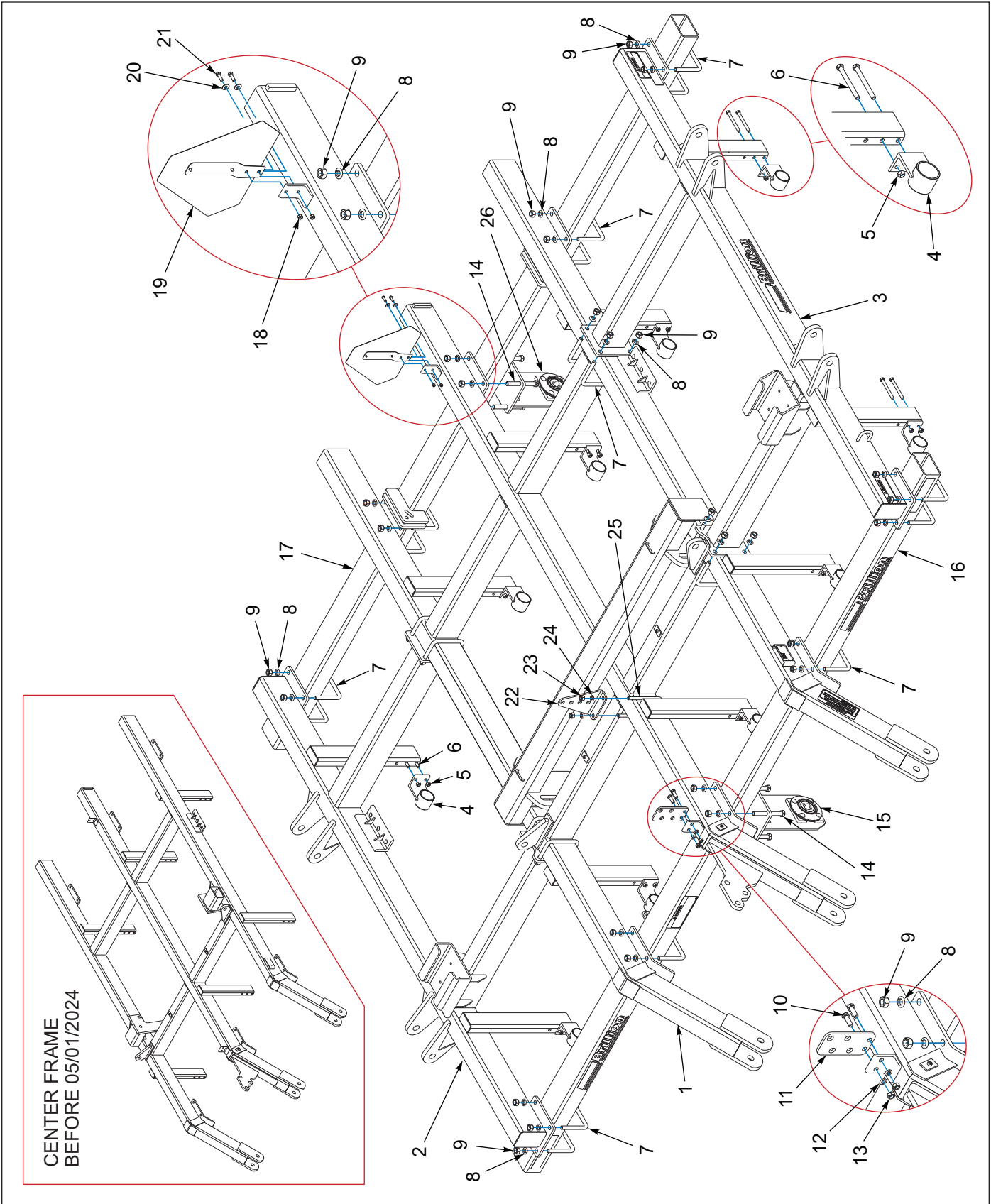


Figure 1-2: Frame, C-Tooth

## Frame, C-Tooth

ITEM	PART NUMBER	DESCRIPTION	QTY
1	9J540	CENTER FRAME SECTION	1
2	9J534	R.H. FRAME TUBE	1
3	9J533	L.H. FRAME TUBE	1
4	9J090	BRACKET, C-TOOTH	10
5	1-512-010005-09	NUT, HEX, SLFLKG, 1/2-13, GRB	20
6	1-654-010055-15	SCR, HX CP, 1/2-13UNC X 5, GR5	20
7	3J450	U-BOLT, 3/4-10 X 6-13/16 X 5-3/4	24
8	1-861-010034-17	WASHER, LKG, HLCL SPR, 3/4	56
9	1-512-010007-12	NUT, HEX 3/4-10 GR2, ZP	56
10	1-654-010055-03	SCREW, HEX CAP, 1/2-13UNC X 1-1/2	2
11	170969	PLATE, BULKHEAD	1
12	1-861-010034-13	WASHER, LKG HLCL SPR, 1/2	2
13	1-512-010007-09	NUT, HEX 1/2-13, ZP	2
14	100855	HHCS, 3/4-10 X 6-1/2, GR5	8
15	9J566	CENTER BRKT ASSEM- FRONT (SEE PAGE 1-22)	1
16	9J555	FRAME TUBE - FRONT	1
17	9J557	FRAME TUBE - REAR	1
18	104032	NUT, NY-LOK, 5/16-18	2
19	2P151	SMV W/BRACKET	1
20	1-861-010032-09	WASHER, FLAT 5/16 W ZP/CD	2
21	1-654-010049-05	SCREW, HX CP 5/16-18UNC X 1, GR5	2
22	170975	BULKHEAD, 4-HOLE	1
23	1-512-010007-11	NUT, HEX 5/8-11 GR2, ZP	2
24	1-861-010034-15	WASHER, LKG, HLCL SPR, 5/8	2
25	9K616	U-BOLT, 5/8-11 X 4-11/16 X 7-1/2	1
26	9J568	CENTER BRKT ASSEM- REAR (SEE PAGE 1-23)	1

# Frame, S-Tine

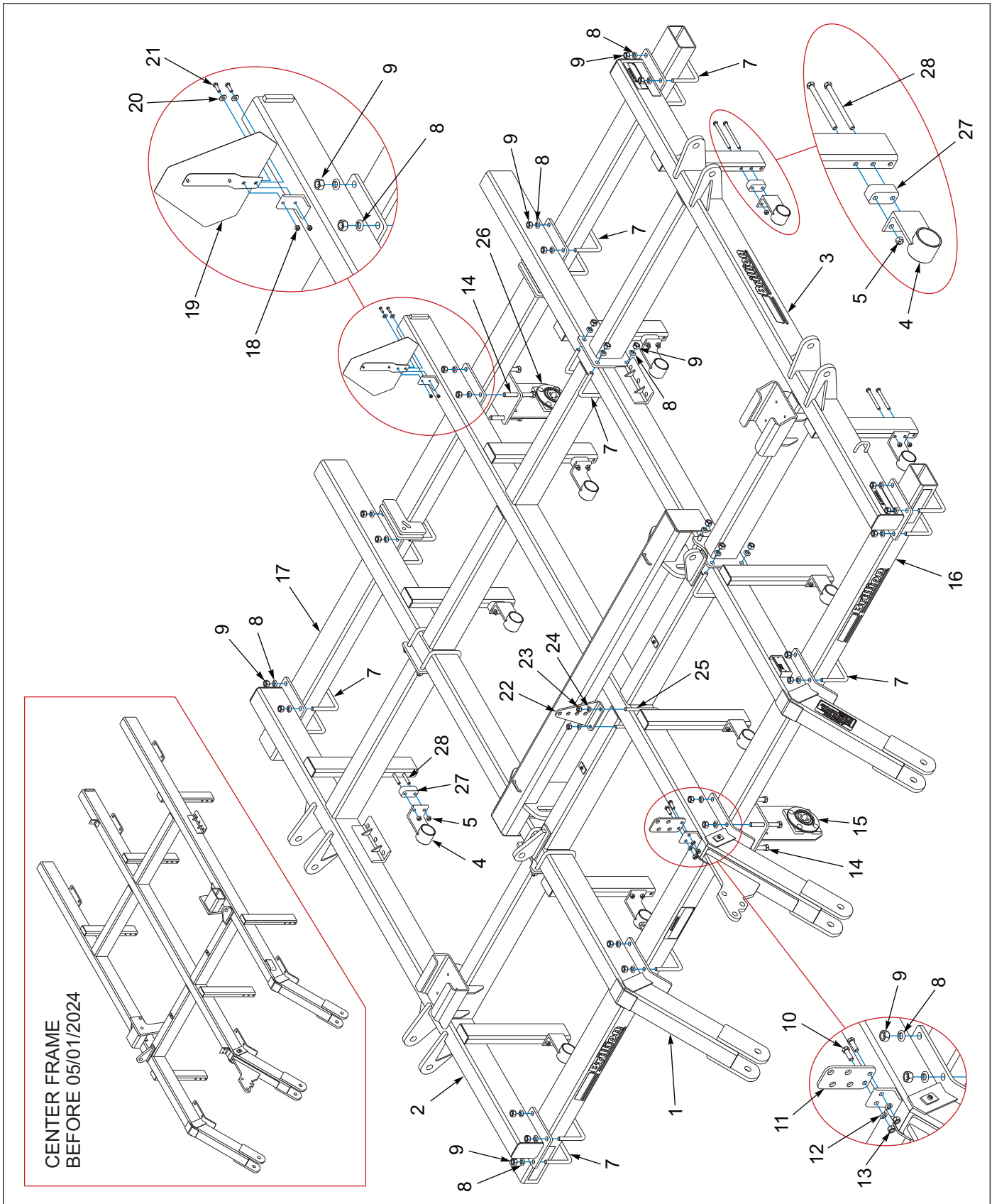


Figure 1-3: Frame, S-Tine

## Frame, S-Tine

ITEM	PART NUMBER	DESCRIPTION	QTY
1	9J540	CENTER FRAME SECTION	1
2	9J534	R.H. FRAME TUBE	1
3	9J533	L.H. FRAME TUBE	1
4	9J091	BRACKET, S-TINE	10
5	1-512-010005-09	NUT, HEX, SLFLKG, 1/2-13, GRB	20
6	1-654-010055-15	SCR, HX CP, 1/2-13UNC X 5, GR5	10
7	3J450	U-BOLT 3/4-10 X 6-13/16 X 5-3/4	24
8	1-861-010034-17	WASHER, LKG, HLCL SPR, 3/4	56
9	1-512-010007-12	NUT, HEX 3/4-10 GR2, ZP	56
10	1-654-010055-03	SCREW, HEX CAP, 1/2-13UNC X1-1/2	2
11	170969	PLATE, BULKHEAD	1
12	1-861-010034-13	WASHER, LKG HLCL SPR, 1/2	2
13	1-512-010007-09	NUT, HEX 1/2-13, ZP	2
14	100855	HHCS, 3/4-10 X 6-1/2, GR5	8
15	9J566	CENTER BRKT. ASSEM- FRONT <b>(SEE PAGE 1-22)</b>	1
16	9J555	FRAME TUBE - FRONT	1
17	9J557	FRAME TUBE - REAR	1
18	104032	NUT, NY-LOK 5/16-18	2
19	2P151	SMV W/BRACKET	1
20	1-861-010032-09	WASHER, FLAT 5/16 W, ZP/CD	2
21	1-654-010049-05	SCREW, HX CP 5/16-18UNC X 1, GR5	2
22	170975	BULKHEAD, 4-HOLE	1
23	1-512-010007-11	NUT, HEX 5/8-11 GR2, ZP	2
24	1-861-010034-15	WASHER, LKG, HLCL SPR, 5/8	2
25	9K616	U-BOLT 5/8-11 X 4-11/16 X 7-1/2	1
26	9J568	CENTER BRKT. ASSEM- REAR <b>(SEE PAGE 1-23)</b>	1
27	184610	SPACER S-TINE <b>(USED ON REAR ONLY)</b>	5
28	1-654-010055-18	SCR, HX CP, 1/2-13UNC X 6-1/2, GR5 <b>(USED ON REAR ONLY)</b>	10

# Rockshaft

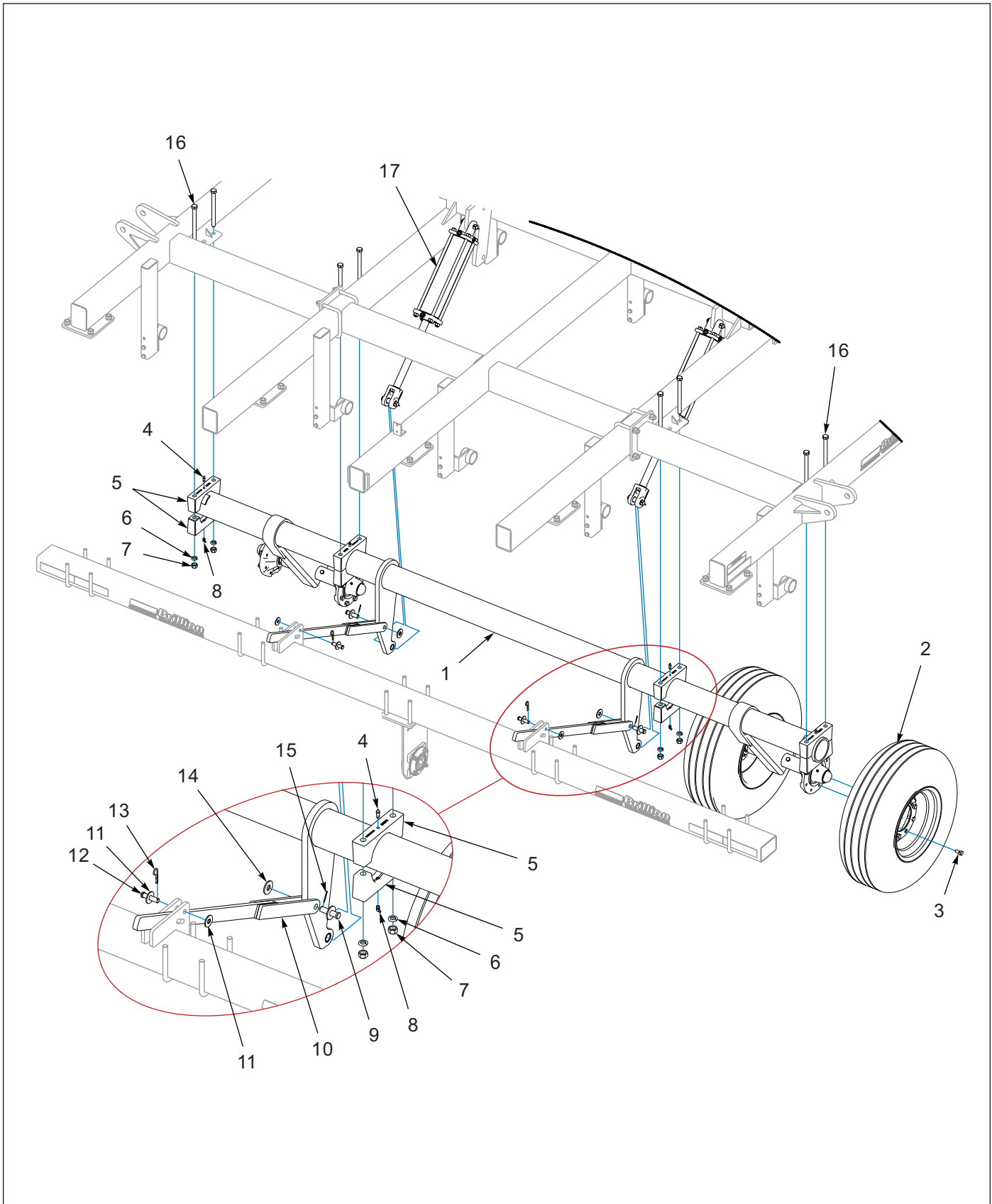


Figure 1-4: Rockshaft

---

## Rockshaft

ITEM	PART NUMBER	DESCRIPTION	QTY
1	3J402	AXLE ASSEMBLY (SEE PAGE 1-8)	1
2	230909	TIRE ASSY,320/70R15,8 BLT WHL (AFTER 07/15/2022)	4
2	6K933	WHEEL 8J974/4K183/3J604 (BEFORE 07/15/2022) (SEE PAGE 1-11)	4
3	1-104-010001	WHEEL BOLT	8
4	2C643	GREASE FITTING	4
5	3J598	BEARING	8
6	1-861-010034-17	WASHER. LKG, HLCL SPR, 3/4	8
7	1-512-010007-12	NUT, HEX 3/4-10 GR2, ZP	8
8	122343	FITTING, GREASE 1/8NPT 65DEG	4
9	4D198	CLEVIS PIN (3/4 X 2-3/4)	2
10	3J566	TRANSPORT LOCK	1
11	1-861-010032-19	WASHER, FLAT 5/8 W ZP/CD	4
12	9J043	CLEVIS PIN (5/8 X 2-1/2)	2
13	4C856	HAIR PIN COTTER	2
14	1-861-010032-21	WASHER, FLAT 3/4 W ZP/CD	4
15	110-0351	COTTER PIN, 1/8 X 1-1/4, ZP	2
16	1-654-010061-23	SCREW, HEX CAP 3/4-10UNC X 9, GR5	8
17	9D731	HYD CYLINDER - 4 X 16 (SEE PAGE 1-70)	2

# Axle Assembly

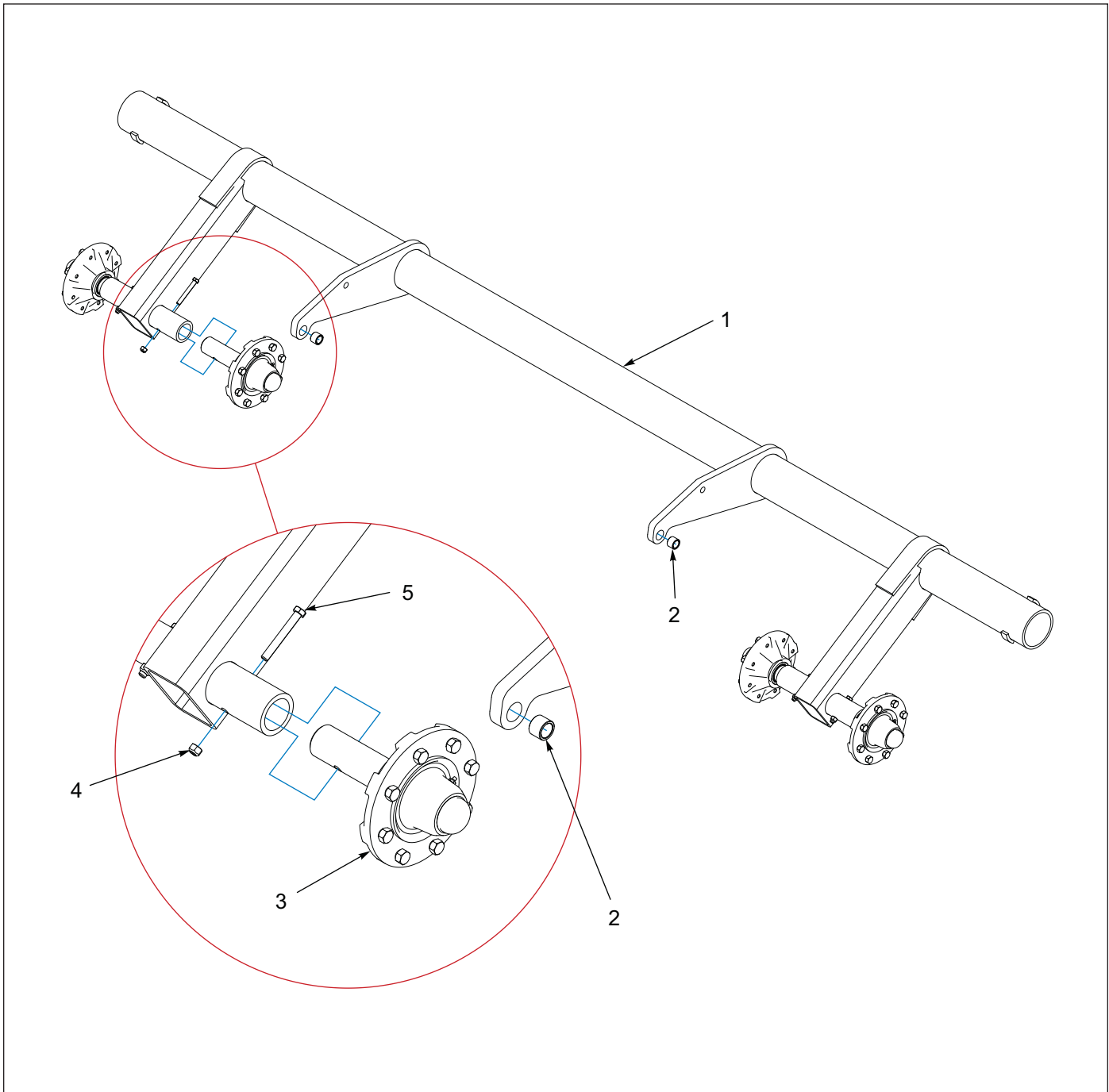


Figure 1-5: Axle Assembly

## Axle Assembly

ITEM	PART NUMBER	DESCRIPTION	QTY
	3J402	AXLE ASSEMBLY	1
1	8K334	AXLE WELDMENT (INCLUDES ITEM 2)	1
2	1K892	BUSHING	2
3	1K588	HUB & SPINDLE (SEE PAGE 1-9)	4
4	1-512-010005-09	NUT, HEX SLFLKG, 1/2-13	4
5	1-654-010055-12	SCREW, HX CP 1/2-13 X 3-3/4	4



## Hub and Spindle Assembly

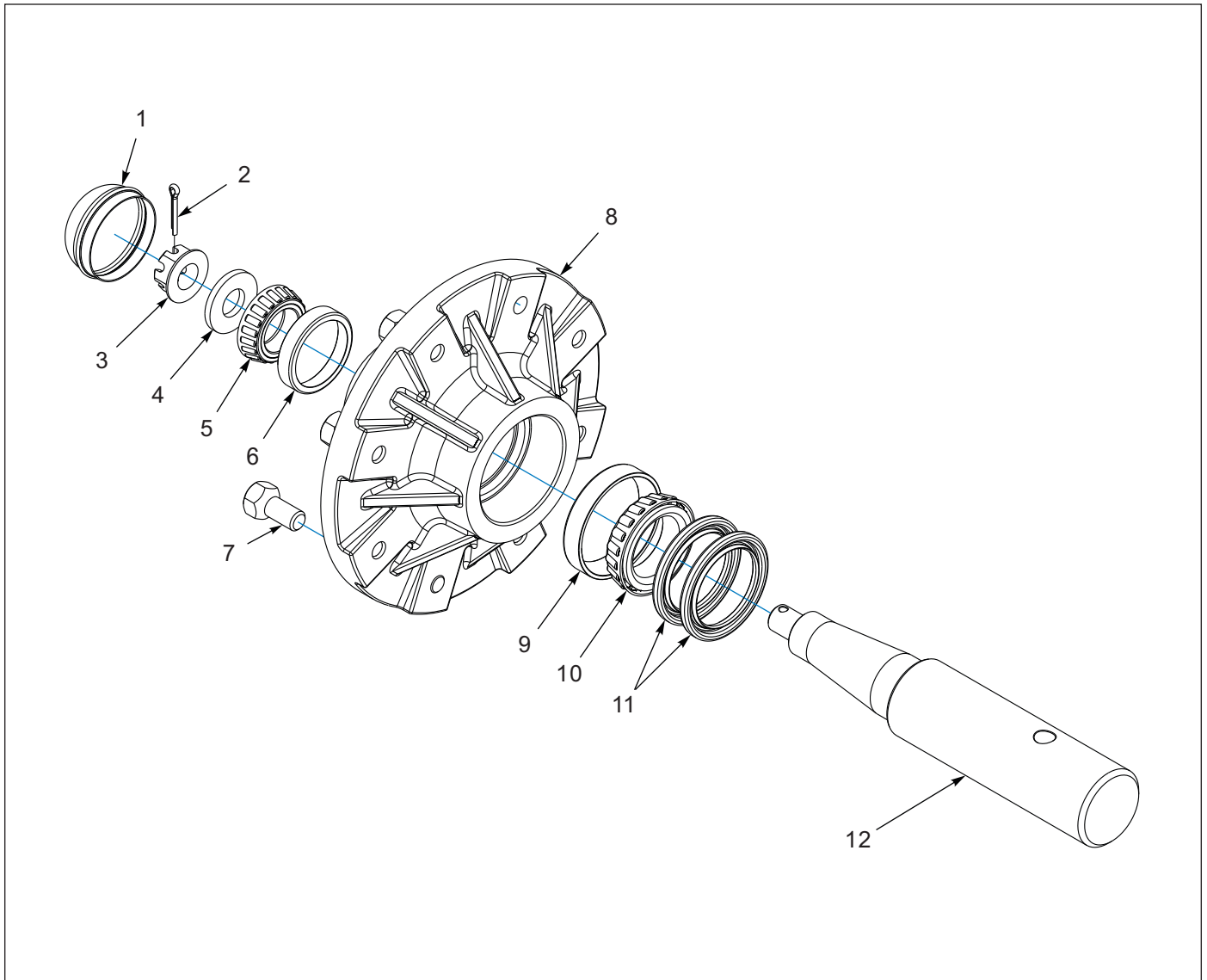


Figure 1-6: Hub and Spindle Assembly

## Hub and Spindle Assembly

ITEM	PART NUMBER	DESCRIPTION	QTY
	1K588	HUB & SPINDLE ASM	1
1	1-161-010003	CAP 6BOLT HUB	1
2	110-0344	5/32 X 1 COTTER PIN	1
3	2P721	NUT, HEX SLOT FLANGE 3/4-16, ZP	1
4	3J397	WASHER	1
5	1-076-010007	CONE INNER ( <b>LM67048</b> )	1
6	1-076-010010	CUP INNER ( <b>LM67010</b> )	1
7	1-104-010001	WHEEL BOLT ( <b>9/16-18</b> )	8
8	3J394	WHEEL HUB - 8 BOLT	1
9	140594	CUP BEARING ( <b>LM603011</b> )	1
10	140595	CONE BEARING ( <b>LM603049</b> )	1
11	3J396	SEAL (2.25" ID - 3.066" OD)	2
12	1K589	SPINDLE	1

## Tire and Wheel Assembly, 230909

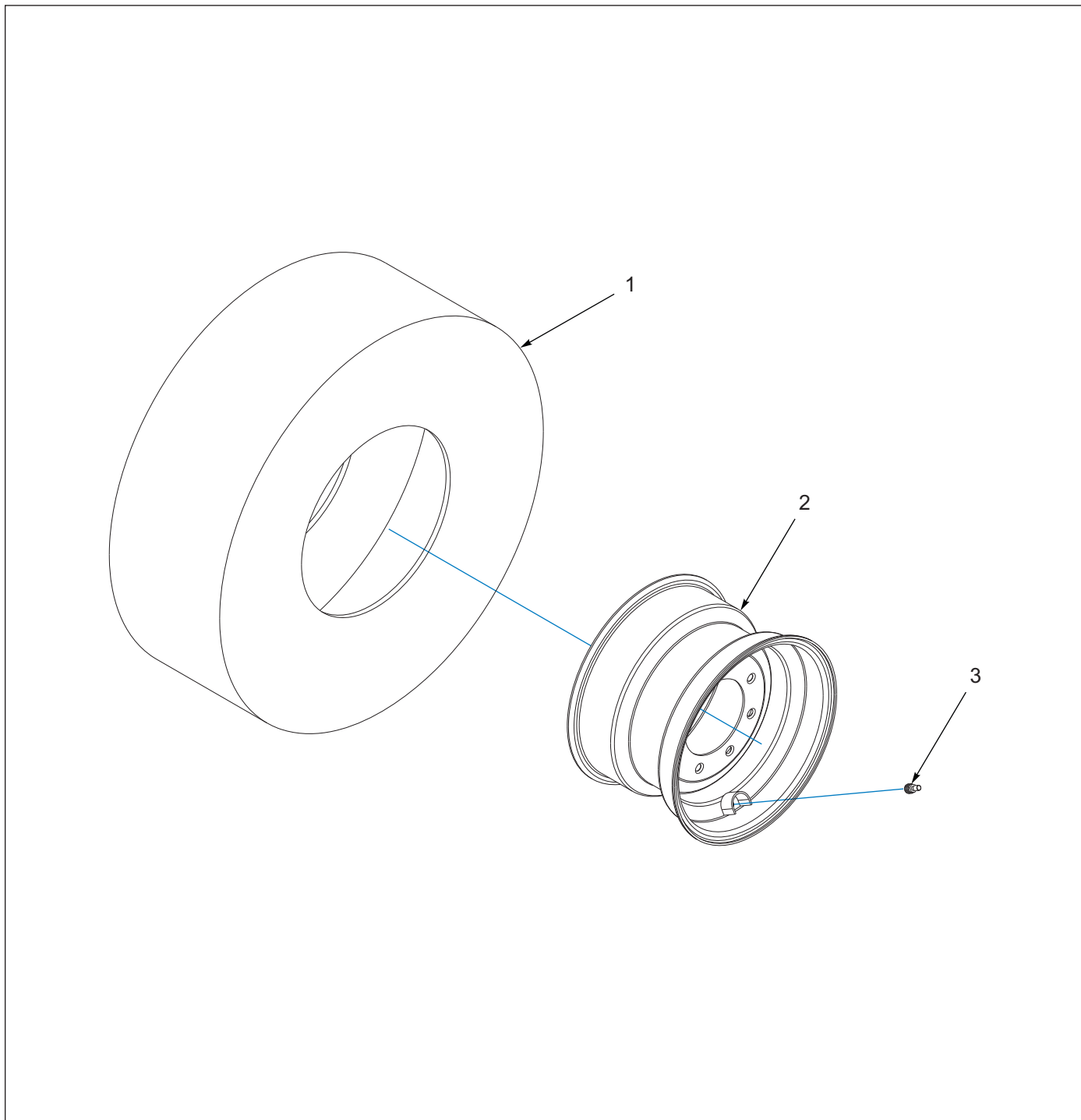


Figure 1-7: Tire and Wheel Assembly, 230909

## Tire and Wheel Assembly, 230909

ITEM	PART NUMBER	DESCRIPTION	QTY
	230909	TIRE ASSY,320/70R15,8 BLT WHL	1
1	204385	FIRESTONE RADIAL 320/70R15	1
2	230908	WHEEL,15X10 LB 8 BOLT	1
3	TR575	VALVE STEM TUBELESS TIRE	1

## Tire and Wheel Assembly, 6K933

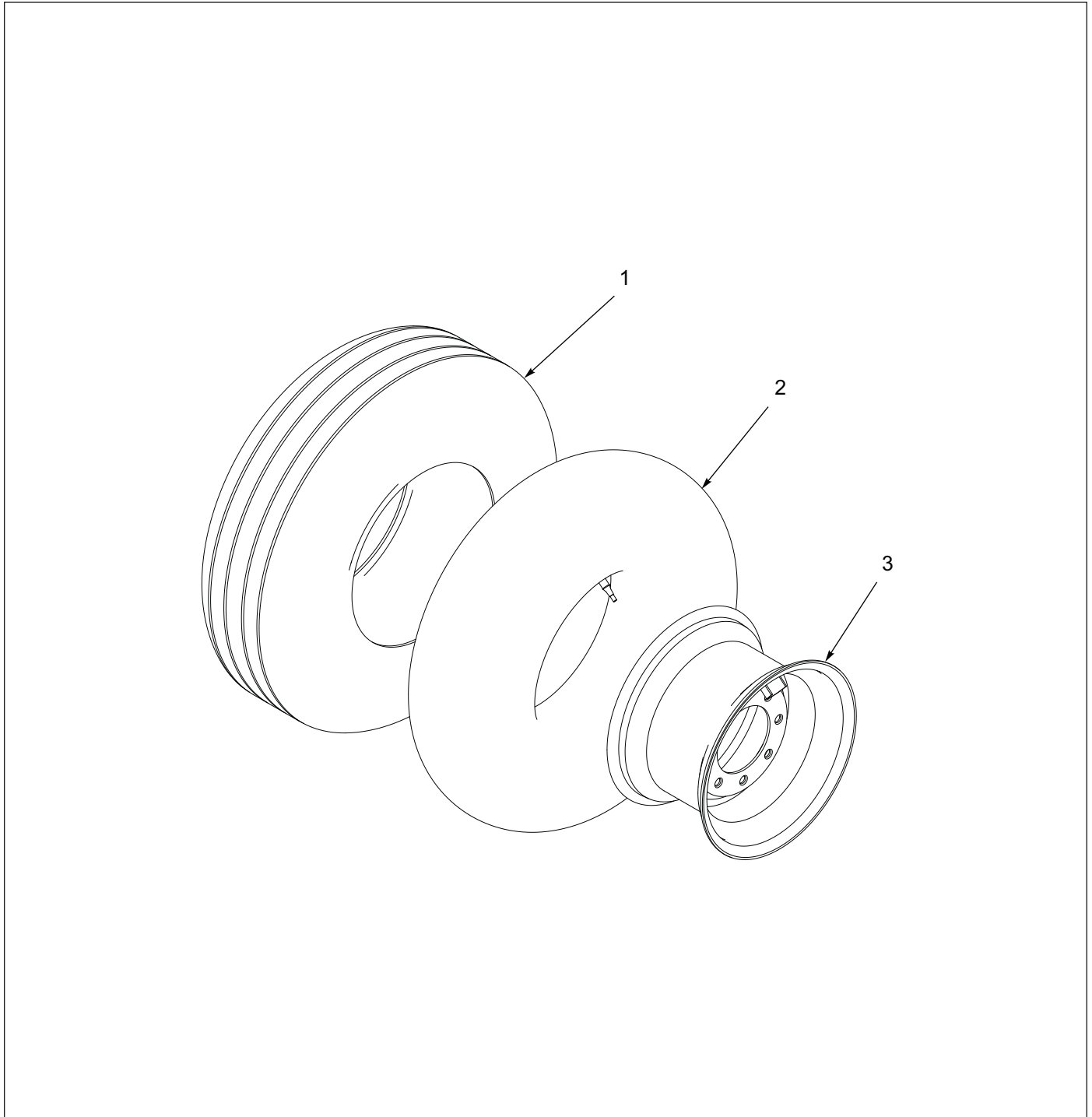


Figure 1-8: Tire and Wheel Assembly, 6K933

## Tire and Wheel Assembly, 6K933

ITEM	PART NUMBER	DESCRIPTION	QTY
	6K933	WHEEL 8J974/4K183/3J604	1
1	8J974	TIRE - 12.5L X 16 - 14 PLY	1
2	4K183	TUBE FOR 11.5L/12.5L X 15 TIR	1
3	3J604	WHEEL - W10L 16 - 8 BOLT	1

Drawbar

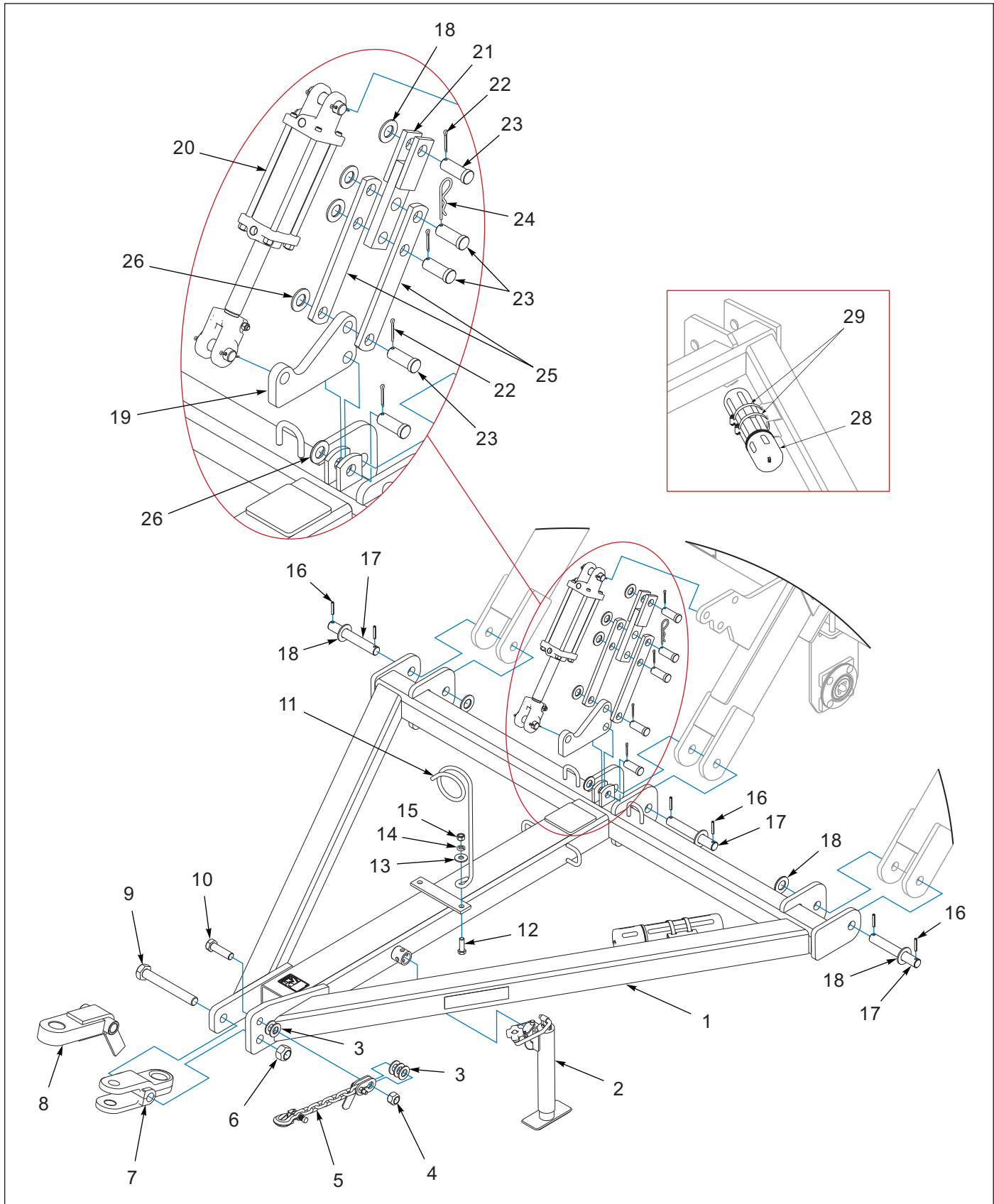


Figure 1-9: Drawbar

## Drawbar

ITEM	PART NUMBER	DESCRIPTION	QTY
1	9J497	DRAWBAR	1
2	3J881	DRAWBAR JACK <b>(INCLUDES ITEM 27)</b>	1
3	1-861-010032-24	WASHER FL 1IN NARROW, ZP	5
4	1-512-010005-19	NUT, 1-8 HEX SLF-LOCKING, GRB	1
5	141434	SAFETY CHAIN 21,000LB	1
6	101385	NUT, HEX SLFLKG, 1-1/4-7, GRB	1
7	2J858	HITCH	1
8	3K959	HITCH - 2 5/32" HOLE <b>(OPTIONAL)</b>	1
9	3J607	SCREW, CAP HX HD 1-1/4-7 X 9-1/2, G8	1
10	151508	SCREW, HX CP 1-8UNC X 3-1/2, GR5	1
11	6D333	HOSE SUPPORT	1
12	1-654-010059-05	SCREW, HEX CAP, 5/8-11UNC X 2, GR5	1
13	1-861-010032-19	WASHER, FLAT 5/8 W, ZP/CD	1
14	1-861-010034-15	WASHER, LKG, HLCL SPR, 5/8	1
15	1-512-010007-11	NUT, HEX 5/8-11	1
16	147072	PIN, SPRING SLOTTED 5/16 X 2	6
17	3J496	PIN	3
18	116100	WASHER, 1-1/4 NAR FL ZP/CD	6
19	3J513	FLOAT LINK	1
20	3J567	HYD CYLINDER - 3 X 6 <b>(SEE PAGE 1-65)</b>	1
21	3J508	TIE BAR	1
22	1-557-010362-51	PIN, COTTER 3/16 X 1-1/2	4
23	8D099	CLEVIS PIN	5
24	1D594	HAIR PIN COTTER .178 X 3-9/16	1
25	3J509	SIDE PLATE	2
26	1-861-010032-24	WASHER, FL 1IN NARROW	5
27	6K458	9/16 JACK PIN W/CHAIN & SCREW <b>(REPLACEMENT PIN)</b>	1
28	1-116-010019	BOX, MANUAL STORAGE	1
29	105-0093	HOSE CLAMP 4-1/2 IDEAL #5264	2

# Hinge and Center Roller

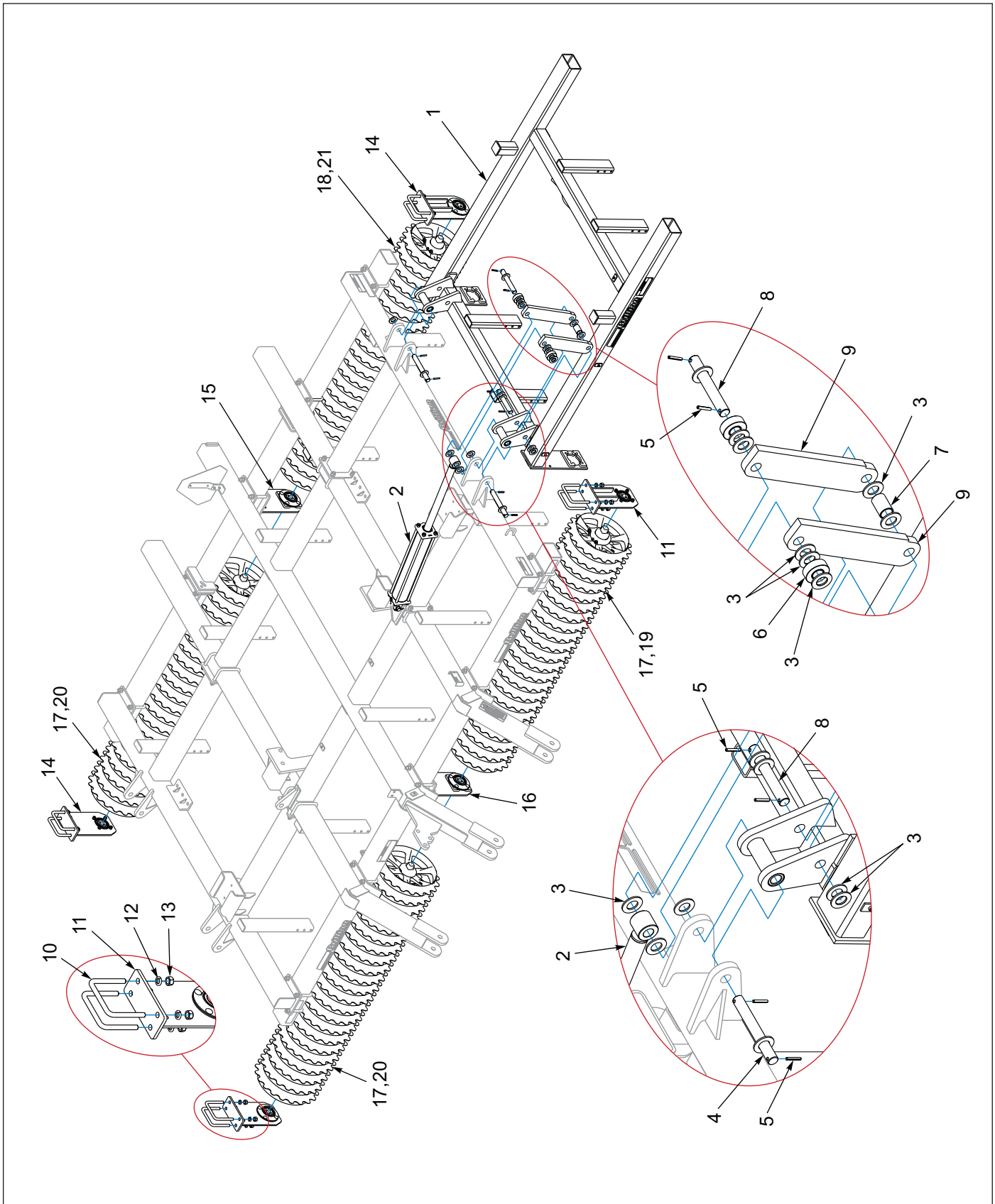


Figure 1-10: Hinge and Center Roller

## Hinge and Center Roller

ITEM	PART NUMBER	DESCRIPTION	QTY
1	9J525	L.H. WING ASSEM ( <b>SHOWN</b> )	1
1	9J526	R.H. WING ASSEM	1
2	3J568	HYD CYLINDER - 4 X 24 ( <b>SEE PAGE 1-66</b> )	1
3	116100	WASHER, FLAT 1-1/4 SAE	16
4	3J497	PIN ( <b>1-1/4 X 10</b> )	1
5	147072	ROLL PIN, 5/16 X 2	6
6	3J512	ROLLER ASSEMBLY	2
7	3J533	BUSHING ( <b>1-3/8 X 1.66 X 2-3/8</b> )	1
8	3J496	PIN ( <b>1-1//4 X 8-3/4</b> )	2
9	3J449	LINK	2
10	3J450	U-BOLT 3/4-10 X 6-13/16 X 5-3/4	8
11	9J565	END BRACKET ASSEM ( <b>SEE PAGE 1-21</b> )	2
12	1-861-010034-17	WASHER, LKG, HLCL SPR, 3/4	16
13	1-512-010007-12	NUT, HEX 3/4-10 GR2 ZP	16
14	9J560	END BRACKET ( <b>SEE PAGE 1-20</b> )	2
15	9J568	CENTER BRACKET REAR ( <b>SEE PAGE 1-23</b> )	1
16	9J566	CENTER BRACKET FRONT ( <b>SEE PAGE 1-22</b> )	1
17	9J519	WHEEL AND AXLE ASSM ( <b>SEE PAGE 1-24</b> )	3
17	177559	WHEEL & AXLE, NOTCH DUCT, REP STUB ( <b>SEE PAGE 1-26</b> )	3
18	9J518	WHEEL AND AXLE ASSM ( <b>SEE PAGE 1-24</b> )	1
18	177558	WHEEL & AXLE, NOTCH DUCT, REP STUB ( <b>SEE PAGE 1-26</b> )	1
19	9J824	L.H. WHEEL & AXLE ASSEM ( <b>SEE PAGE 1-25</b> )	1
19	177560	WHEEL & AXLE,LH CRWFT, REP STUB ( <b>SEE PAGE 1-27</b> )	1
20	9J825	R.H. WHEEL & AXLE ASSEM ( <b>SEE PAGE 1-25</b> )	2
20	177561	WHEEL & AXLE,RH CRWFT, REP STUB ( <b>SEE PAGE 1-27</b> )	2
21	9J822	L.H. WHEEL & AXLE ASSEM ( <b>SEE PAGE 1-25</b> )	1
21	177562	WHEEL & AXLE, LH CRWFT, REP STUB ( <b>SEE PAGE 1-27</b> )	1

# Wing Frame with C-Tooth Brackets

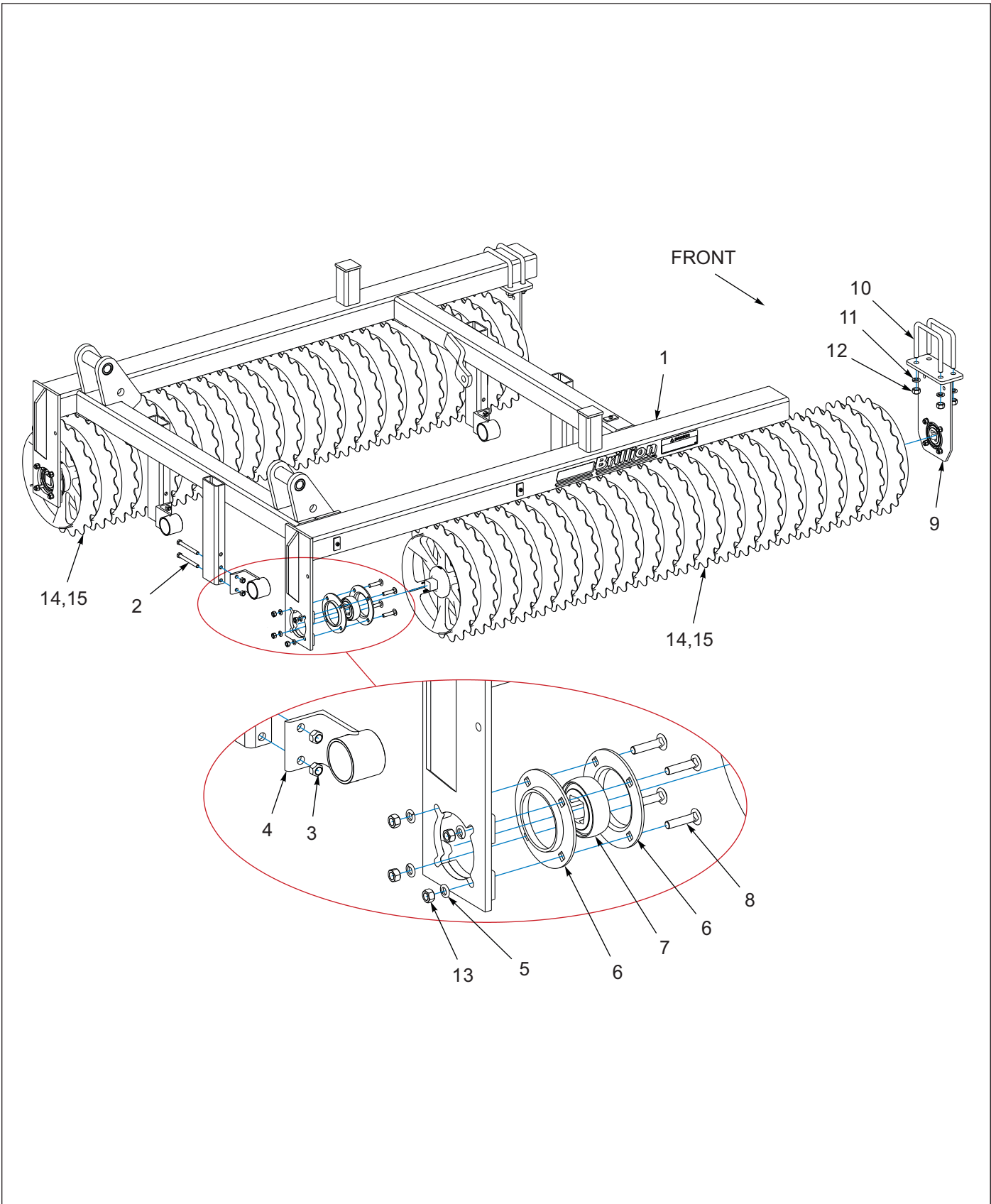


Figure 1-11: Wing Frame with C-Tooth Brackets



## Wing Frame with C-Tooth Brackets

ITEM	PART NUMBER	DESCRIPTION	QTY
1	9J525	L.H. WING ASSEM ( <b>SHOWN</b> )	1
1	9J526	R.H. WING ASSEM	1
2	1-654-010055-15	SCREW, HX CP, 1/2-13UNC X 5, G5	8
3	1-512-010005-09	NUT, HEX, SLFLKG, 1/2-13, GRB	8
4	9J090	BRACKET, C-TOOTH	4
5	1-861-010034-13	WASHER, LKG HLCL SPR, 1/2	8
6	3K045	BEARING FLANGE ZINC PLATED	4
7	3J131	BEARING	2
8	9J852	SCREW, RDHD SQNK 1/2-13 X 2-1/4	8
9	9J560	END BRACKET ASSEM ( <b>SEE PAGE 1-20</b> )	2
10	3J450	U-BOLT, 3/4-10 X 6-13/16 X 5-3/4	4
11	1-861-010034-17	WASHER, LKG, HLCL SPR, 3/4	8
12	1-512-010007-12	NUT, HEX 3/4-10 GR2, ZP	8
13	1-512-010007-09	NUT, HEX 1/2-13	8
14	9J519	WHEEL AND AXLE ASSEM (NOTCHED) ( <b>SEE PAGE 1-24</b> )	2
14	177559	WHEEL & AXLE, NOTCH DUCT, REP STUB ( <b>SEE PAGE 1-26</b> )	2
15	9J824	LH WHEEL AND AXLE ASSEM (CROWFOOT) ( <b>SEE PAGE 1-25</b> )	2
15	177560	WHEEL & AXLE, LH CRWFT, REP STUB ( <b>SEE PAGE 1-27</b> )	2
16	9J825	RH WHEEL AND AXLE ASSEM (CROWFOOT) ( <b>NOT SHOWN</b> ) ( <b>SEE PAGE 1-25</b> )	2
16	177561	WHEEL & AXLE, RH CRWFT, REP STUB ( <b>NOT SHOWN</b> ) ( <b>SEE PAGE 1-27</b> )	2

# Wing Frame with S-Tine Brackets

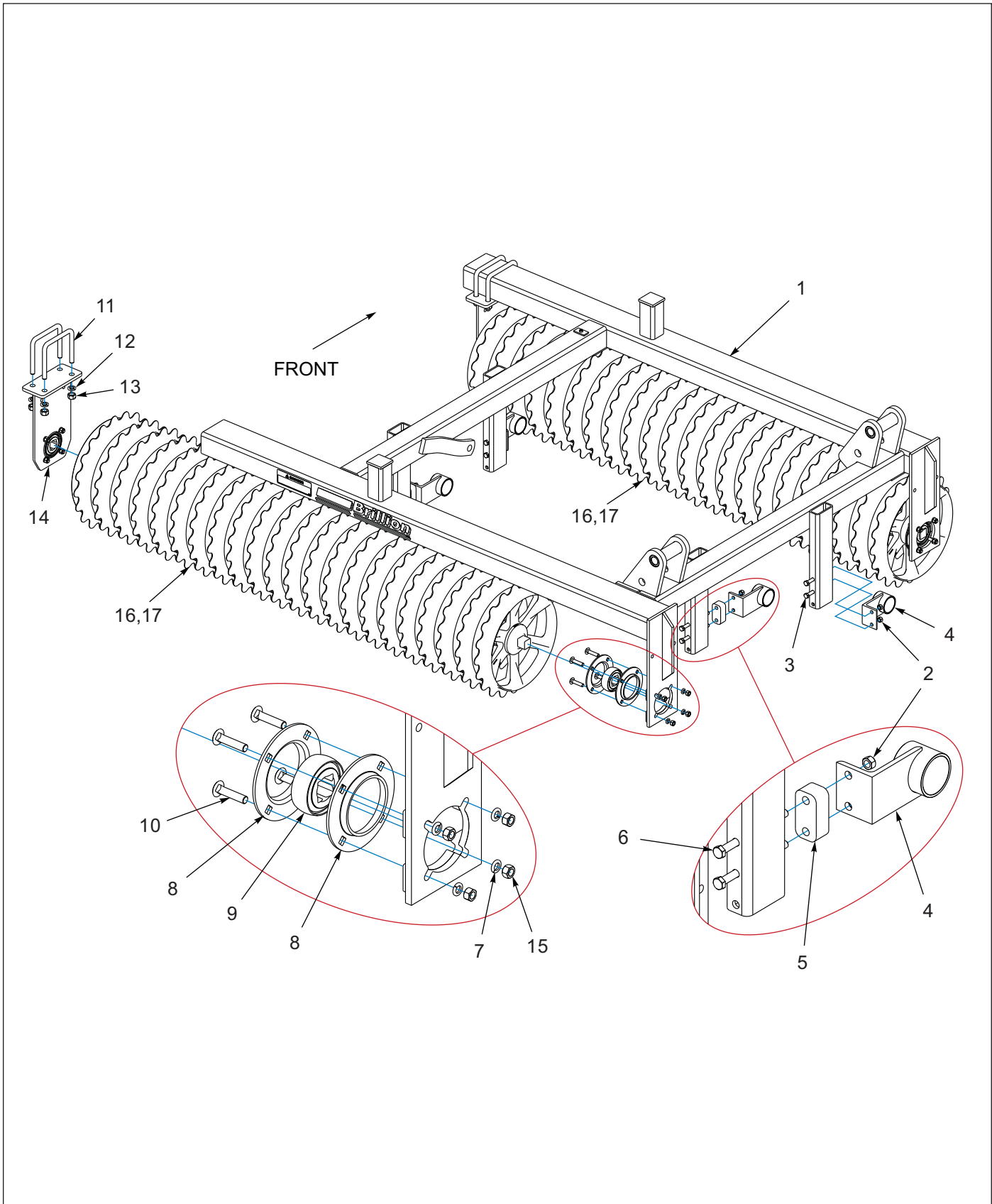


Figure 1-12: Wing Frame with S-Tine Brackets

## Wing Frame with S-Tine Brackets

ITEM	PART NUMBER	DESCRIPTION	QTY
1	9J525	L.H. WING ASSEM ( <b>SHOWN</b> )	1
1	9J526	R.H. WING ASSEM	1
2	1-512-010005-09	NUT, HEX, SLFLKG, 1/2-13, GRB	8
3	1-654-010055-15	SCREW, HX CP, 1/2-13UNC X 5, G5	4
4	9J091	BRACKET, S-TINE	4
5	184610	SPACER, S-TINE ( <b>USED ON REAR ONLY</b> )	2
6	1-654-010055-18	SCREW, HX CP, 1/2-13UNC X 6-1/2, G5	4
7	1-861-010034-13	WASHER, LKG HLCL SPR, 1/2	8
8	3K045	BEARING FLANGE ZINC PLATED	4
9	3J131	BEARING	2
10	9J852	SCREW, RDHD SQNK 1/2-13 X 2-1/4	8
11	3J450	U-BOLT, 3/4-10 X 6-13/16 X 5-3/4	4
12	1-861-010034-17	WASHER, LKG, HLCL SPR, 3/4	8
13	1-512-010007-12	NUT, HEX 3/4-10 GR2, ZP	8
14	9J560	END BRACKET ASSEM ( <b>SEE PAGE 1-20</b> )	2
15	1-512-010007-09	NUT, HEX 1/2-13	8
16	9J519	WHEEL AND AXLE ASSEM (NOTCHED) ( <b>SEE PAGE 1-24</b> )	2
16	177559	WHEEL & AXLE, NOTCH DUCT, REP STUB ( <b>SEE PAGE 1-26</b> )	2
17	9J824	LH WHEEL AND AXLE ASSEM (CROWFOOT) ( <b>SEE PAGE 1-25</b> )	2
17	177560	WHEEL & AXLE, LH CRWFT, REP STUB ( <b>SEE PAGE 1-27</b> )	2
18	9J825	RH WHEEL AND AXLE ASSEM (CROWFOOT) ( <b>NOT SHOWN</b> ) ( <b>SEE PAGE 1-25</b> )	2
18	177561	WHEEL & AXLE, RH CRWFT, REP STUB ( <b>NOT SHOWN</b> ) ( <b>SEE PAGE 1-27</b> )	2

# Bearing Hanger - 9J560

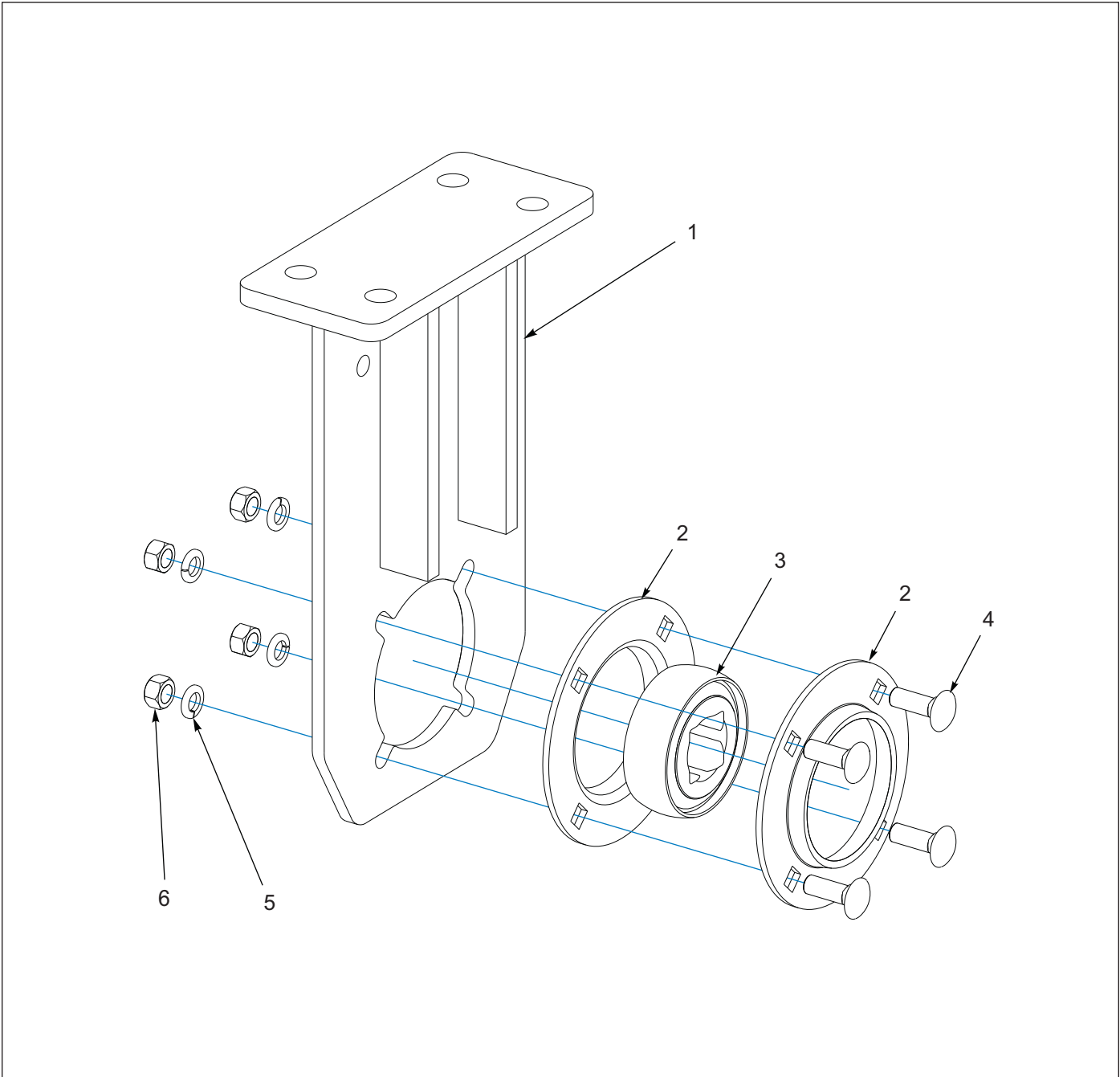


Figure 1-13: Bearing Hanger - 9J560

# Bearing Hanger - 9J560

ITEM	PART NUMBER	DESCRIPTION	QTY
	9J560	END BRACKET ASSEM	1
1	9J561	END BRACKET	1
2	3K045	BEARING FLANGE ZINC PLATED	2
3	3J131	BEARING	1
4	1-654-010070-03	SCREW, RDHD SQNK 1/2-13 X1-1/2	4
5	1-861-010034-13	WASHER, LKG HLCL SPR, 1/2	4
6	1-512-010007-09	NUT, HEX 1/2-13, ZP	4

### Bearing Hanger - 9J565

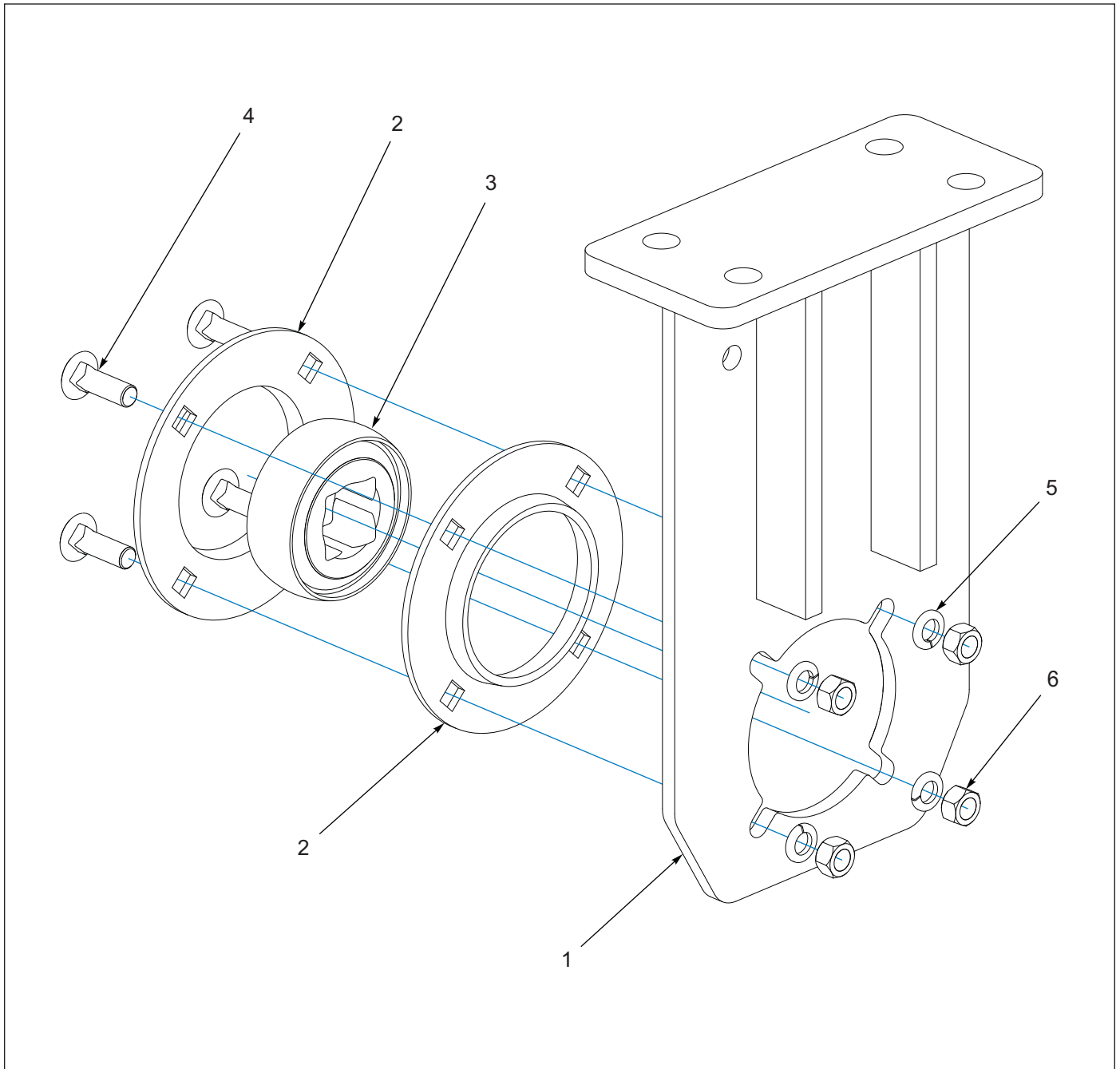
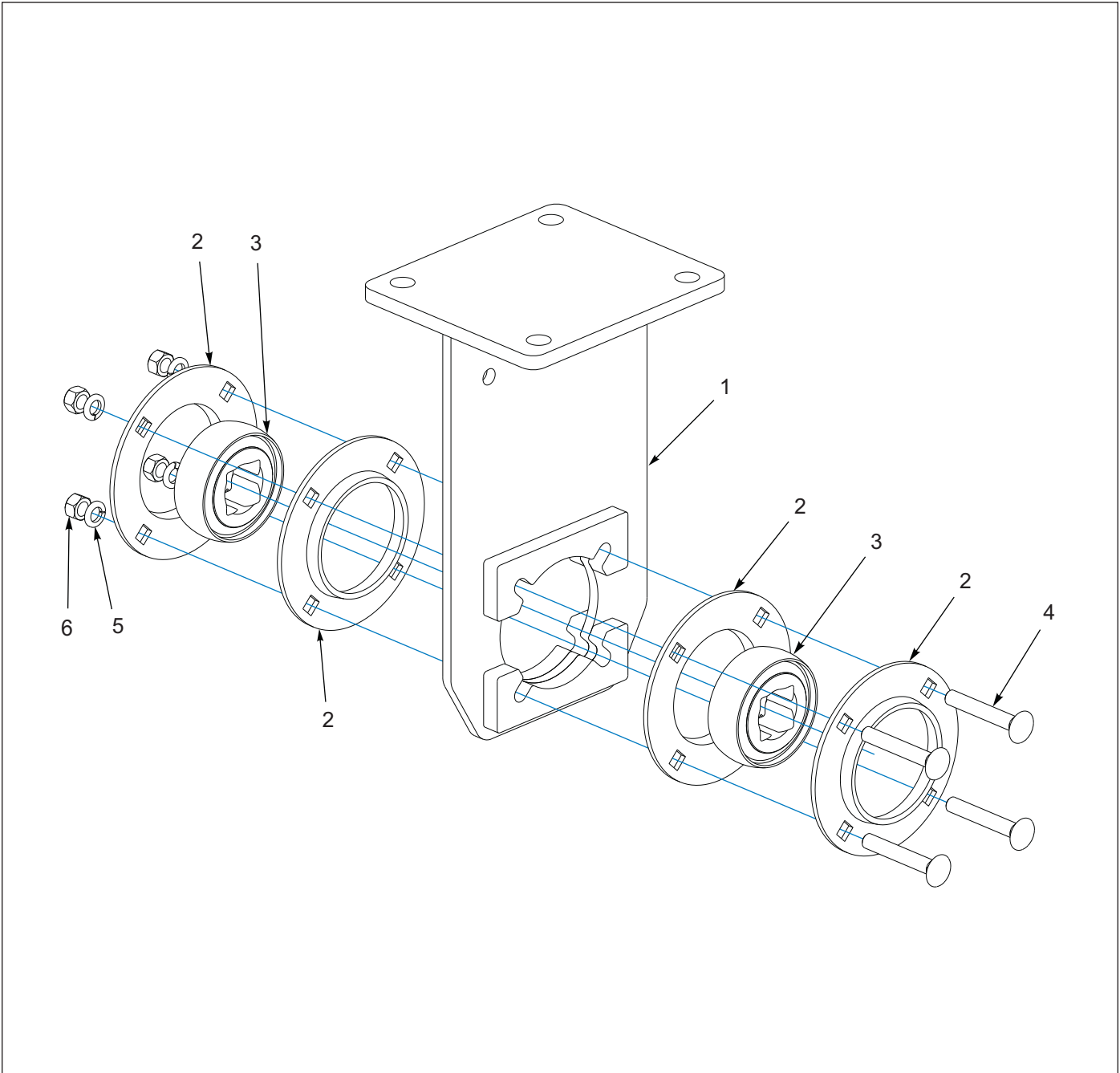


Figure 1-14: Bearing Hanger - 9J565

### Bearing Hanger - 9J565

ITEM	PART NUMBER	DESCRIPTION	QTY
	9J565	END BRACKET ASSEM	1
1	9J561	END BRACKET	1
2	3K045	BEARING FLANGE ZINC PLATED	2
3	3J131	BEARING	1
4	1-654-010070-03	SCREW, RDHD SQNK 1/2-13 X 1-1/2	4
5	1-861-010034-13	WASHER, LKG HLCL SPR, 1/2	4
6	1-512-010007-09	NUT, HEX 1/2-13, ZP	4

**Center Bearing Hanger, Front - 9J566**



**Figure 1-15: Center Bearing Hanger, Front - 9J566**

**Center Bearing Hanger, Front - 9J566**

ITEM	PART NUMBER	DESCRIPTION	QTY
	9J566	CENTER BRACKET ASSEM - FRONT	1
1	9J567	CENTER BRACKET - FRONT	1
2	3K045	BEARING FLANGE ZINC PLATED	4
3	3J131	BEARING	2
4	9J570	CARRIAGE BOLT (1/2-13 X 3-1/4)	4
5	1-861-010034-13	WASHER, LKG HLCL SPR, 1/2	4
6	1-512-010007-09	NUT, HEX 1/2-13, ZP	4

### Center Bearing Hanger, Rear - 9J568

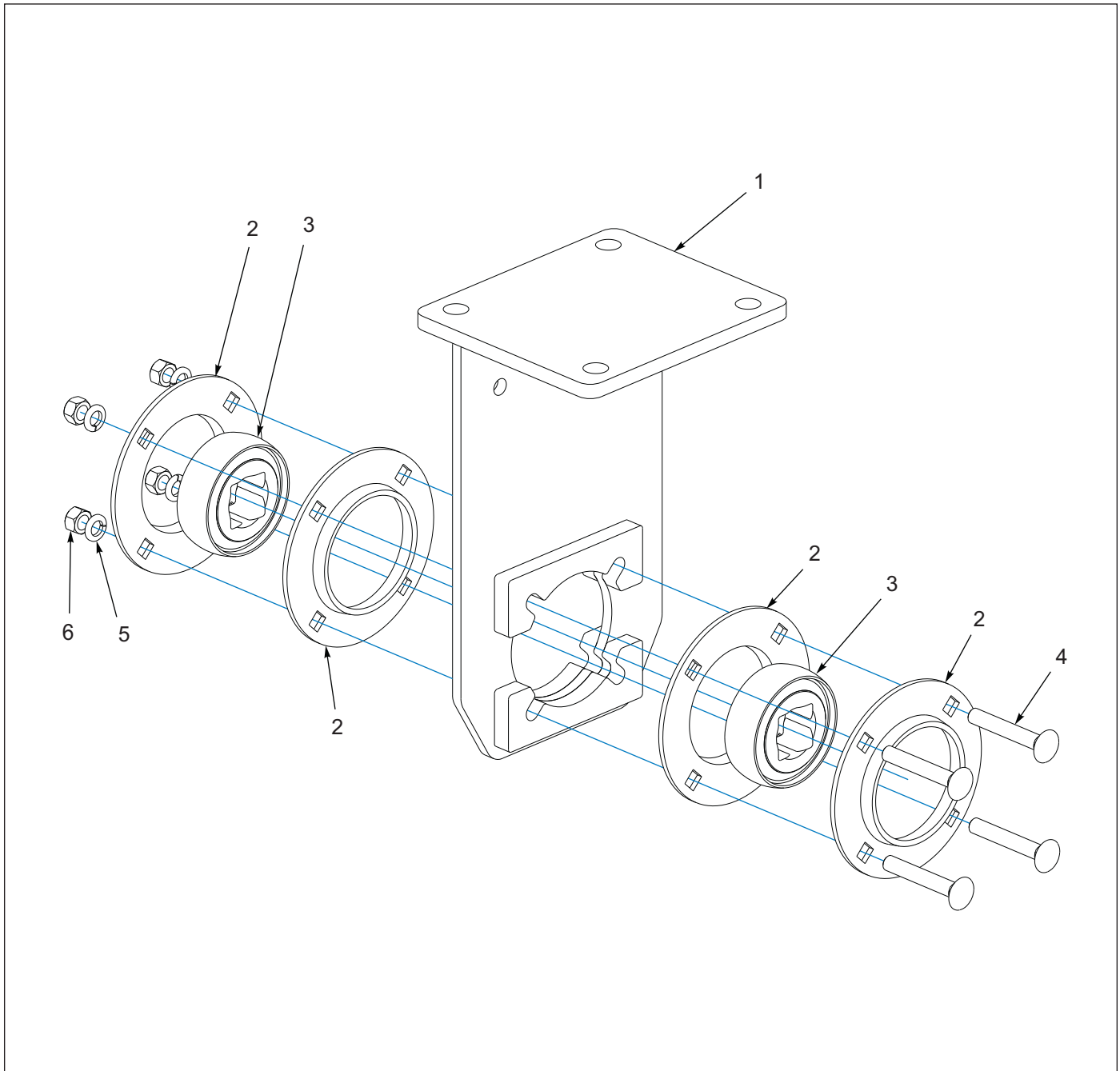


Figure 1-16: Center Bearing Hanger, Rear - 9J568

### Center Bearing Hanger, Rear - 9J568

ITEM	PART NUMBER	DESCRIPTION	QTY
	9J568	CENTER BRKT ASSEM - REAR	1
1	9J569	CENTER BRACKET - REAR	1
2	3K045	BEARING FLANGE ZINC PLATED	4
3	3J131	BEARING	2
4	9J570	CARRIAGE BOLT (1/2-13 X 3-1/4)	4
5	1-861-010034-13	WASHER, LKG HLCL SPR, 1/2	4
6	1-512-010007-09	NUT, HEX 1/2-13, ZP	4

# Wheel and Axle Assembly

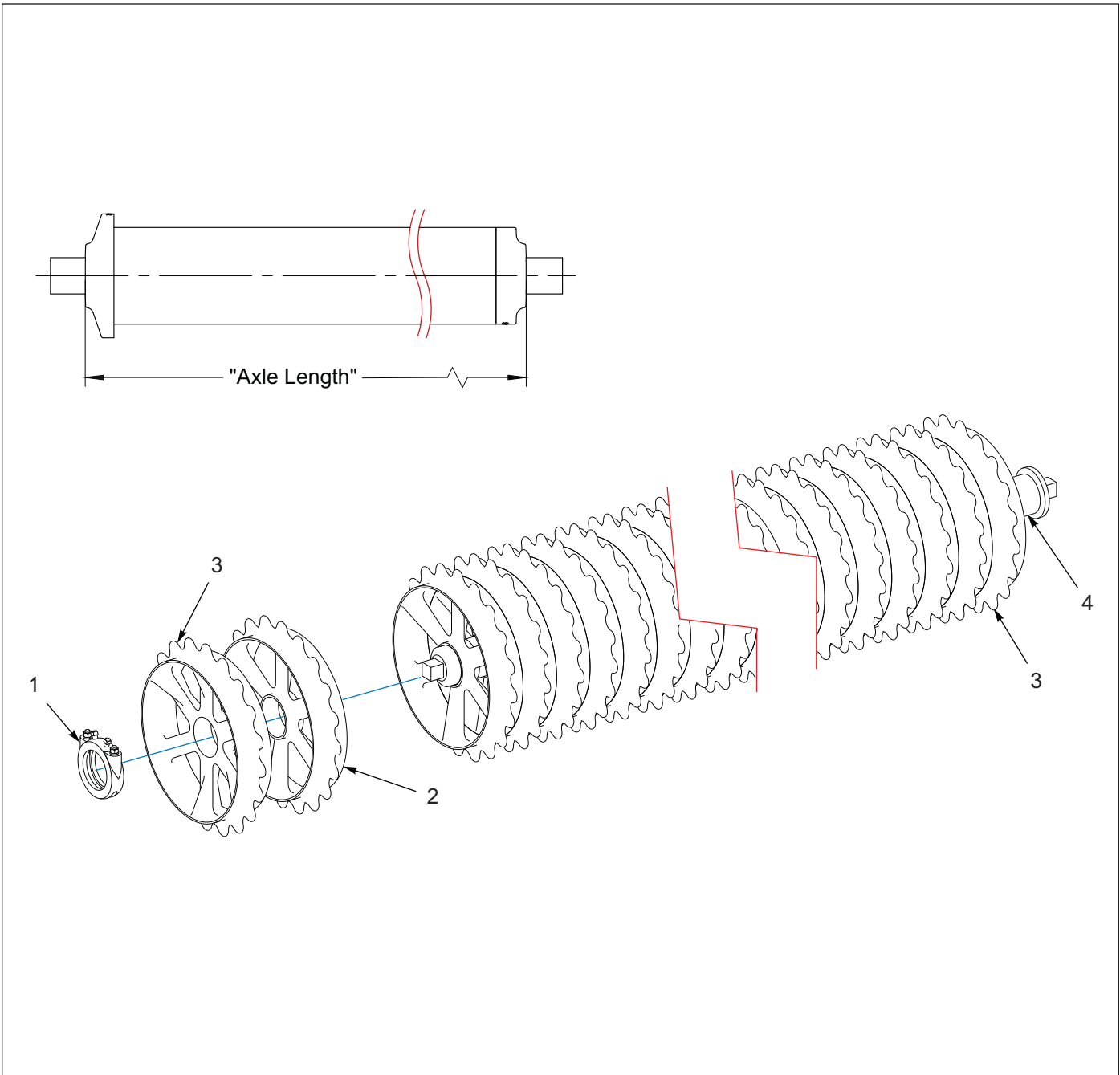


Figure 1-17: Wheel and Axle Assembly

# Wheel and Axle Assembly

ITEM	PART NUMBER	DESCRIPTION	QTY	
	9J518	WHEEL AND AXLE ASSEM	1	--
	9J519	WHEEL AND AXLE ASSEM	--	1
1	9J511	PIPE AXLE ASM - 92" (SEE PAGE 1-29)	1	--
1	9J512	PIPE AXLE ASM - 88" (SEE PAGE 1-29)	--	1
2	8J001	20" DUCTILE NOTCHED	21	20
3	9J500	20" DUCTILE END WHEEL	2	2
4	5J375	AXLE CLAMP ASSEM (SEE PAGE 1-28)	1	1



## Wheel and Axle Assembly - Crowfoot

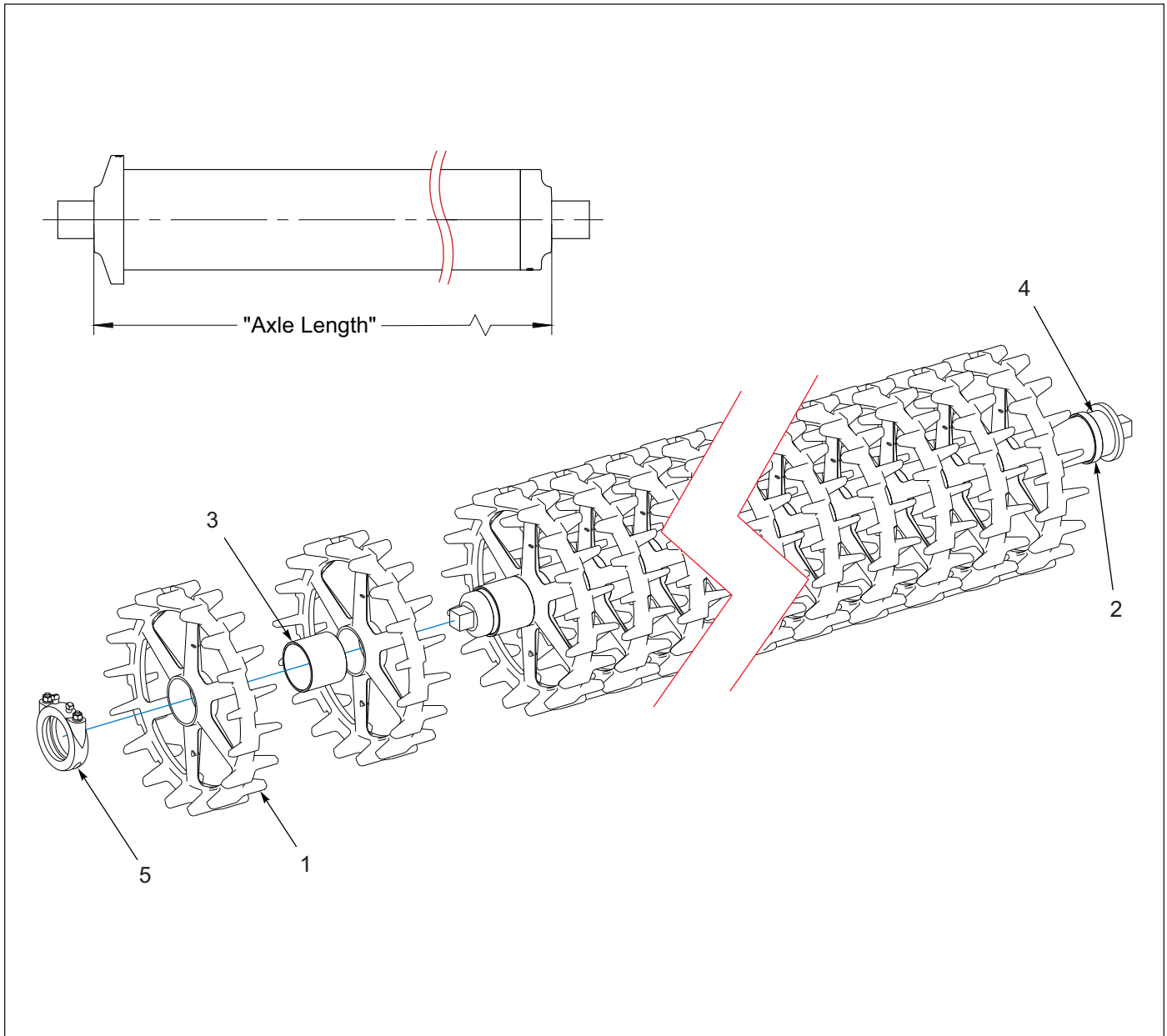


Figure 1-18: Wheel and Axle Assembly - Crowfoot

## Wheel and Axle Assembly - Crowfoot

ITEM	PART NUMBER	DESCRIPTION	QTY		
	9J822	L.H. WHEEL & AXLE ASSEM	1	--	--
	9J824	L.H. WHEEL & AXLE ASSEM	--	1	--
	9J825	R.H. WHEEL & AXLE ASSEM	--	--	1
1	9J811	CASTING 20" DUCTILE CROWFOOT	15	15	15
2	9J818	SPACER (4.14 X 4.5 X 0.75)	1	1	1
3	9J821	SPACER (4-1/8 X 4-1/2 X 3-13/16)	14	--	--
3	9J819	SPACER (4.14 X 4.5 X 3.563)	--	14	14
4	9J511	PIPE AXLE ASM - 92" (SEE PAGE 1-29)	1	--	--
4	9J512	PIPE AXLE ASM - 88" (SEE PAGE 1-29)	--	1	1
5	5J375	AXLE CLAMP ASSEM (SEE PAGE 1-28)	1	1	1

# Wheel and Axle Assembly - Notched Ductile with Replaceable Stub

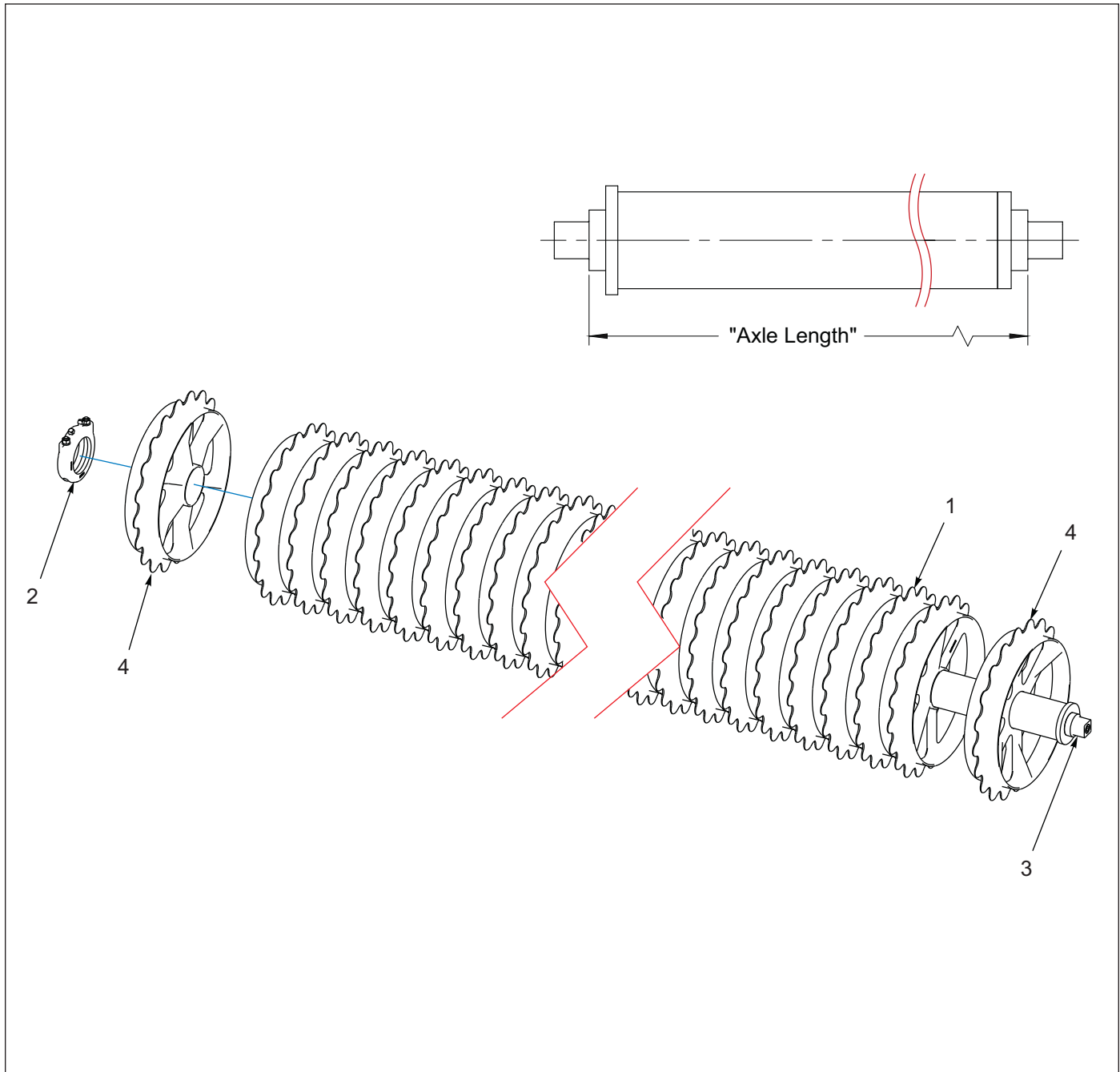


Figure 1-19: Wheel and Axle Assembly - Notched Ductile with Replaceable Stub

## Wheel and Axle Assembly - Notched Ductile with Replaceable Stub

ITEM	PART NUMBER	DESCRIPTION	QTY	
	177558	WHEEL & AXLE. NOTCH DUCTILE, REPL STUB	1	--
	177559	WHEEL & AXLE. NOTCH DUCTILE, REPL STUB	--	1
1	8J001	20" DUCTILE NOTCHED	21	20
2	5J375	AXLE CLAMP ASSEM (SEE PAGE 1-28)	1	1
3	6K177	PIPE AXLE ASM 92" (SEE PAGE 1-30)	1	--
3	6K178	PIPE AXLE ASM 88" (SEE PAGE 1-30)	--	1
4	9J500	CASTING 20" DUCTILE END WHEEL	2	2

# Wheel and Axle Assembly - Crowfoot with Replaceable Stub

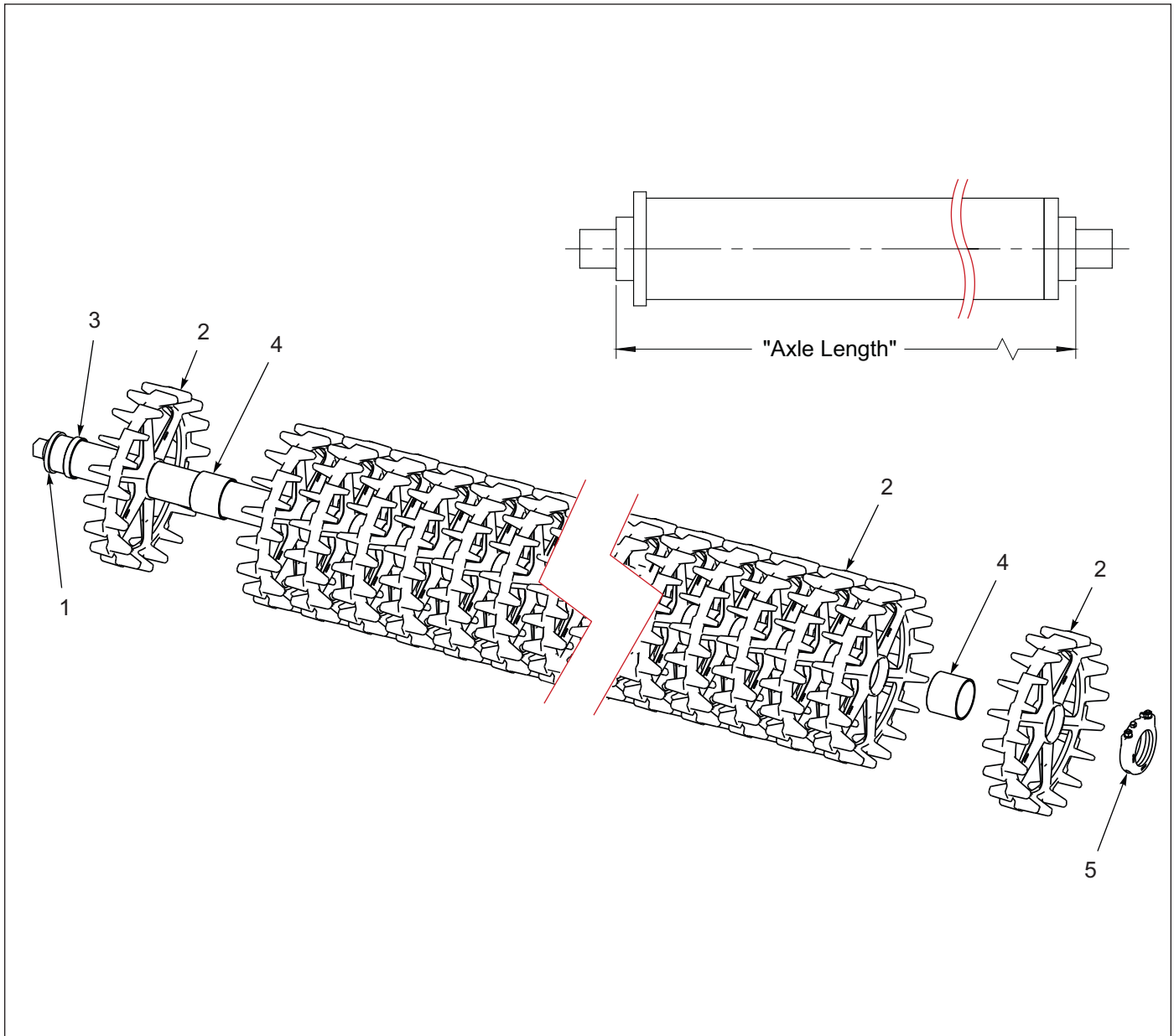


Figure 1-20: Wheel and Axle Assembly - Crowfoot with Replaceable Stub

## Wheel and Axle Assembly - Crowfoot with Replaceable Stub

ITEM	PART NUMBER	DESCRIPTION	QTY		
	177560	WHEEL & AXLE. LH CRWFT, REPL STUB	1	--	--
	177561	WHEEL & AXLE. RH CRWFT, REPL STUB	--	1	--
	177562	WHEEL & AXLE. LH CRWFT, REPL STUB	--	--	1
1	6K178	PIPE AXLE ASM 88" (SEE PAGE 1-30)	1	1	--
1	6K177	PIPE AXLE ASM 92" (SEE PAGE 1-30)	--	--	1
2	9J811	CASTING 20" DUCTILE CROWFOOT	15	15	15
3	9J818	SPACER (4.14 X 4.5 X 0.75)	1	1	1
4	9J819	SPACER (4.14 X 4.5 X 3.563)	14	14	--
4	9J821	SPACER (4.14 X 4.5 X 3-13/16)	--	--	14
5	5J375	AXLE CLAMP ASSEM (SEE PAGE 1-28)	1	1	1

## Axle Clamp Assembly

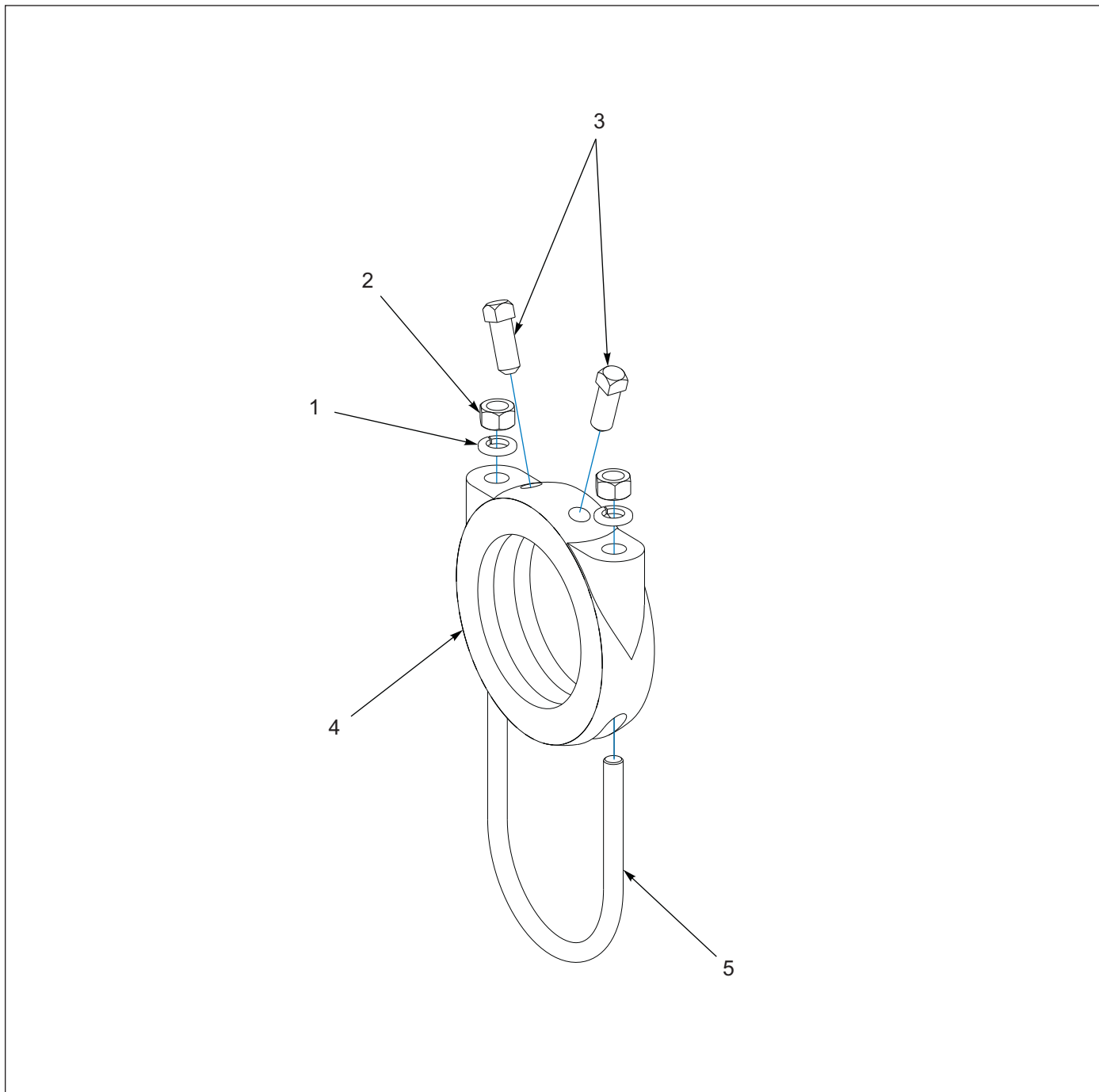


Figure 1-21: Axle Clamp Assembly

## Axle Clamp Assembly

ITEM	PART NUMBER	DESCRIPTION	QTY
	5J375	AXLE CLAMP ASSEM	1
1	1-861-010034-13	WASHER, LKG	2
2	1-512-010007-09	NUT, HEX 1/2-13, ZP	2
3	1-654-010080-2	SCREW SET 1/2 X 1-1/4 SQHD CP PT	2
4	9C031	AXLE CLAMP	1
5	9D673	U-BOLT, 1/2-13 X 3-1/4 X 4-9/16	1

### Pipe Axle Assemblies

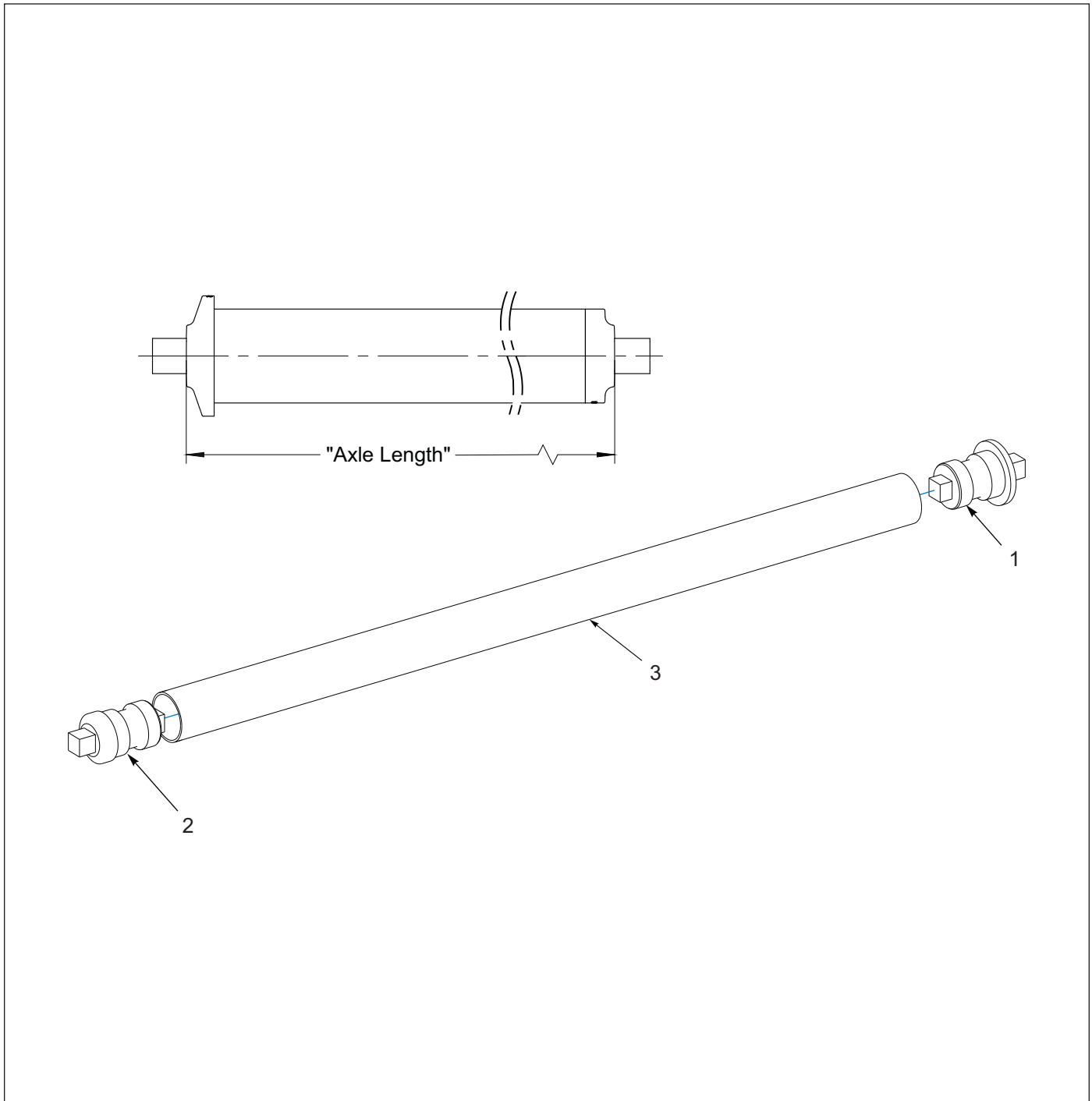


Figure 1-22: Pipe Axle Assemblies

### Pipe Axle Assemblies

ITEM	PART NUMBER	DESCRIPTION	QTY	
	9J511	PIPE AXLE ASM - 92"	1	--
	9J512	PIPE AXLE ASM - 88"	--	1
1	9J502	STUB SHAFT MOUNTING	1	1
2	9J503	STUB SHAFT MOUNTING	1	1
3	-----	(NOT SOLD SEPERATELY)	1	1

## Pipe Axle Assemblies - Replaceable Stubs

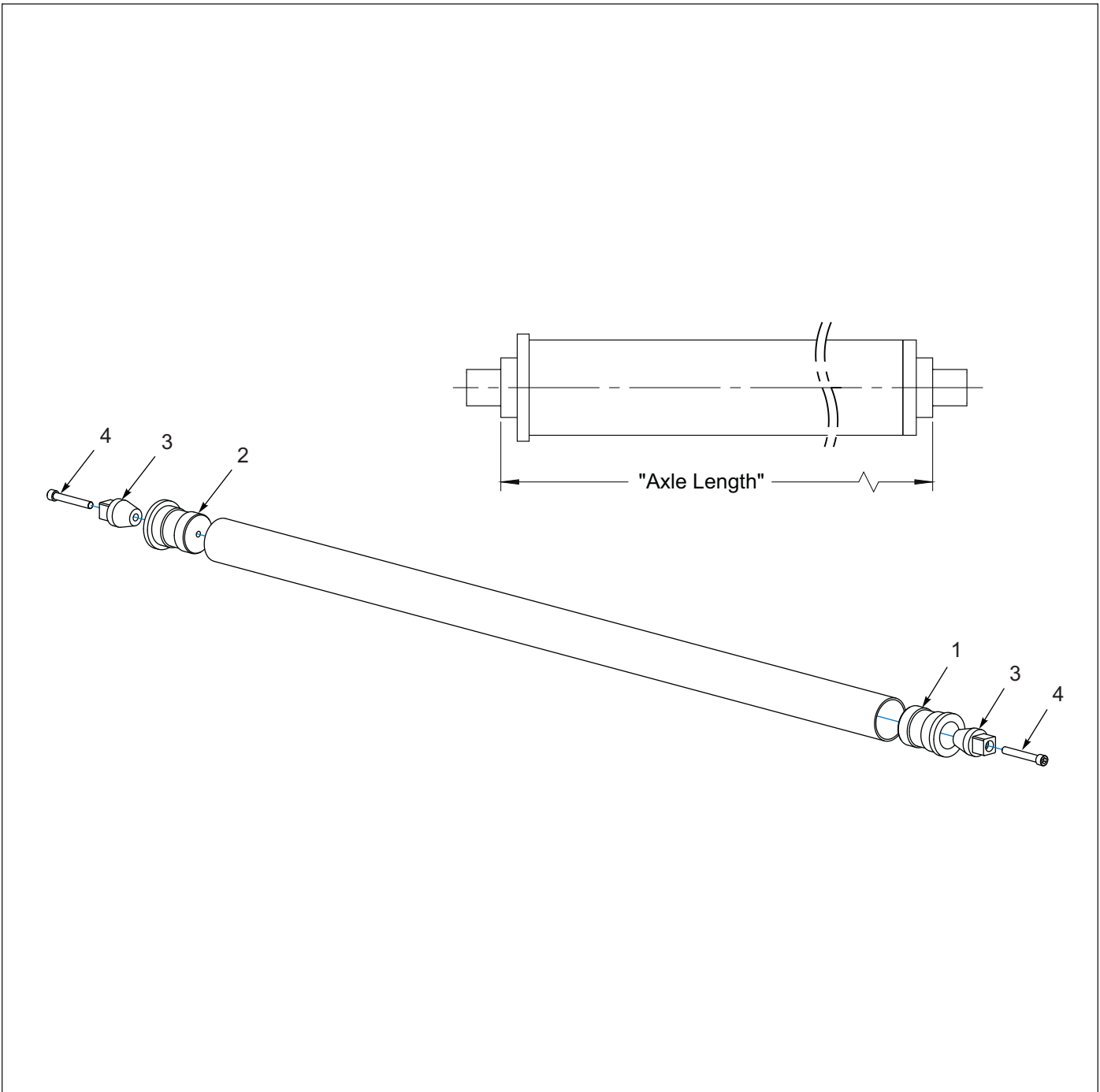


Figure 1-23: Pipe Axle Assemblies - Replaceable Stubs

## Pipe Axle Assemblies - Replaceable Stubs

ITEM	PART NUMBER	DESCRIPTION	QTY	
	6K177	PIPE AXLE ASSEMBLY - 92"	1	--
	6K178	PIPE AXLE ASSEMBLY - 88"	--	1
1	6K103	AXLE STUB	2	2
2	6K104	FLANGED AXLE STUB	2	2
3	6K105	SQUARE PLUG	2	2
4	6K132	HEX SOCKET HEAD CAPSCREW	2	2



# Center C-Tooth

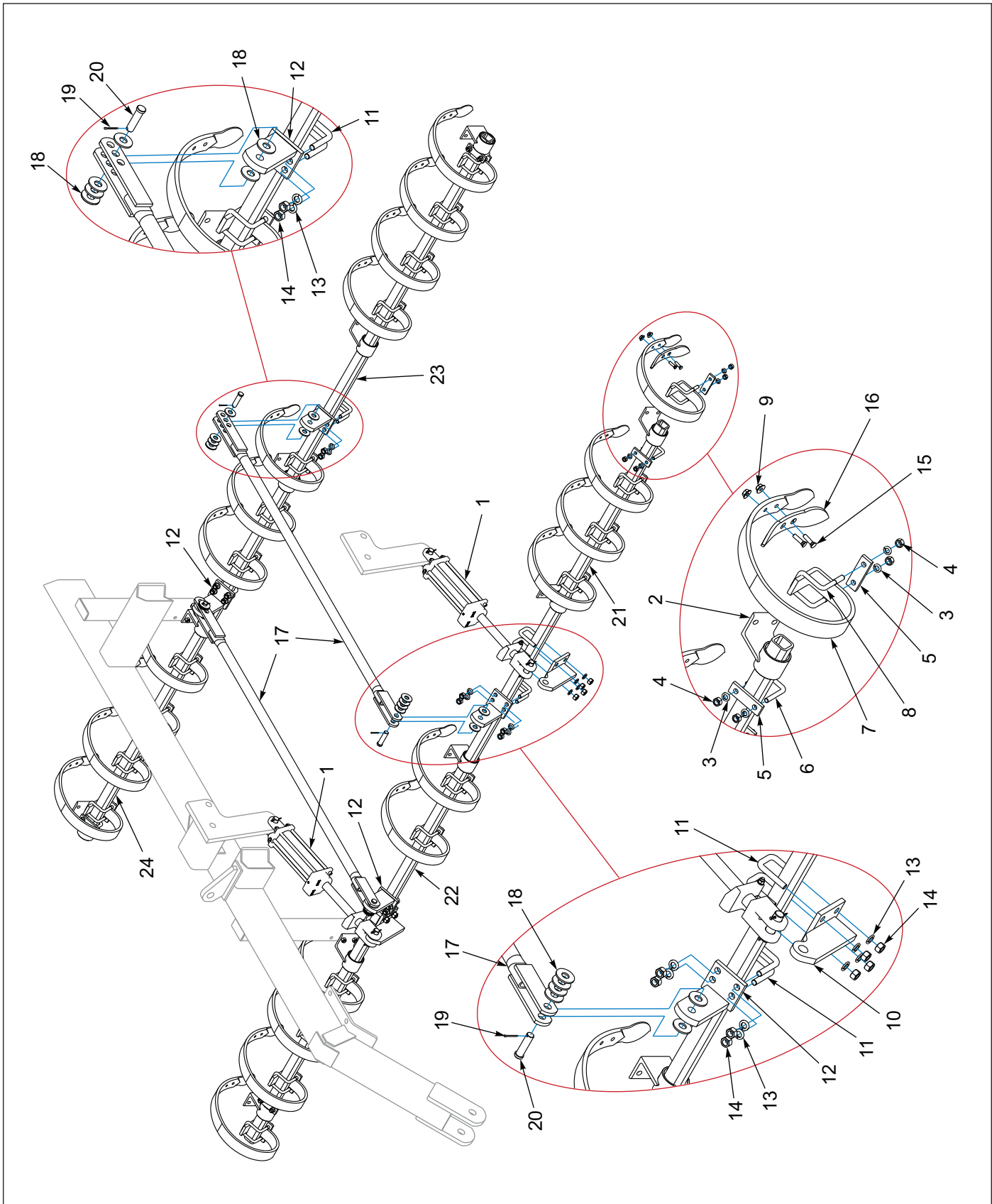


Figure 1-24: Center C-Tooth



## Center C-Tooth

ITEM	PART NUMBER	DESCRIPTION	QTY
1	3J603	HYDRAULIC CYLINDER (3 X 8) (SEE PAGE 1-68)	2
2	9J090	BRACKET, C-TOOTH	10
3	1-861-010034-13	WASHER, LKG HLCL SPR, 1/2	66
4	1-512-010007-09	NUT, HEX 1/2-13, ZP	66
5	5C078	CLAMP STRAP	33
6	5D921	U-BOLT, 1/2-13 X 3-1/4 X 2-5/8	4
7	9D662	SPRING TOOTH	29
8	8J172	TOOTH CLAMP	29
9	5J616	FLANGE LOCKNUT, 3/8-16	58
10	9J601	CYLINDER ARM C-TOOTH	2
11	2J094	U-BOLT, 5/8-11 X 3-3/8 X 2-5/8	12
12	9J602	CONTROL ARM C-TOOTH	4
13	1-861-010034-15	WASHER, LKG, HLCL SPR, 5/8	24
14	1-512-010007-11	NUT, HEX 5/8-11 GR2, ZP	24
15	2C628	BOLT, PLOW 3/8-16 X 1-1/2	58
16	4D386	REVERSIBLE POINT (DOES NOT INCLUDE HARDWARE)	29
17	3J495	LINK ASSEM	2
18	1-861-010032-21	FLAT WASHER, 3/4 STD	16
19	110-0351	COTTER PIN, 1/8 X 1-1/4	4
20	4D198	CLEVIS PIN, 3/4 X 2-3/4	4
21	9J593	TUBE, 82-3/16" LONG	1
22	9J594	TUBE, 91-13/16" LONG	1
23	9J595	TUBE, 83-13/16" LONG	1
24	9J596	TUBE, 86-3/16" LONG	1

# Wing C-Tooth

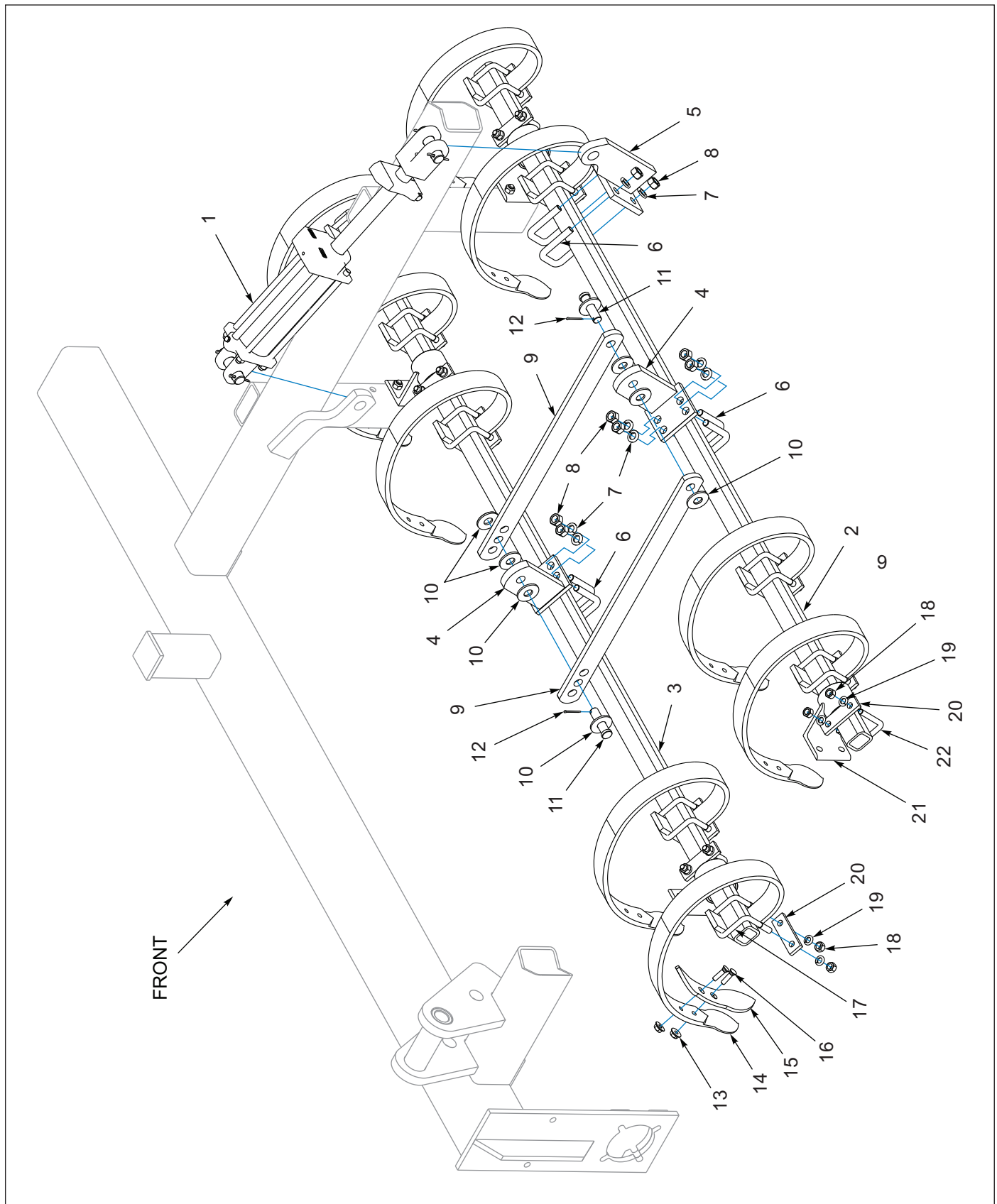


Figure 1-25: Wing C-Tooth

## Wing C-Tooth

ITEM	PART NUMBER	DESCRIPTION	QTY
1	3J603	HYDRAULIC CYLINDER (3 X 8) (SEE PAGE 1-68)	1
2	9J593	TUBE, 82-3/16" LONG	1
3	9J597	TUBE, 88" LONG	1
4	9J602	CONTROL ARM C-TOOTH	2
5	9J601	CYLINDER ARM C-TOOTH	1
6	2J094	U-BOLT, 5/8-11 X 3-3/8 X 2-5/8	6
7	1-861-010034-15	WASHER, LKG, HLCL SPR, 5/8	12
8	1-512-010007-11	NUT, HEX 5/8-11 GR2, ZP	12
9	3J493	STRAP	2
10	1-861-010032-21	FLAT WASHER, W 3/4, ZP	8
11	4D198	CLEVIS PIN, 3/4 X 2-3/4	2
12	110-0351	COTTER PIN, 1/8 X 1-1/4, ZP	2
13	5J616	FLANGE LOCKNUT, 3/8-16	18
14	9D662	SPRING TOOTH	9
15	4D386	REVERSIBLE POINT (DOES NOT INCLUDE HARDWARE)	9
16	2C628	BOLT, PLOW 3/8-16 X 1-1/2	18
17	8J172	TOOTH CLAMP	15
18	1-512-010007-09	NUT, HEX 1/2-13, ZP	38
19	1-861-010034-13	WASHER, LKG HLCL SPR, 1/2	38
20	5C078	CLAMP STRAP	19
21	9J090	BRACKET, C-TOOTH	4
22	5D921	U-BOLT, 1/2-13 X 3-1/4 X 2-5/8	4

# Center S-Tine

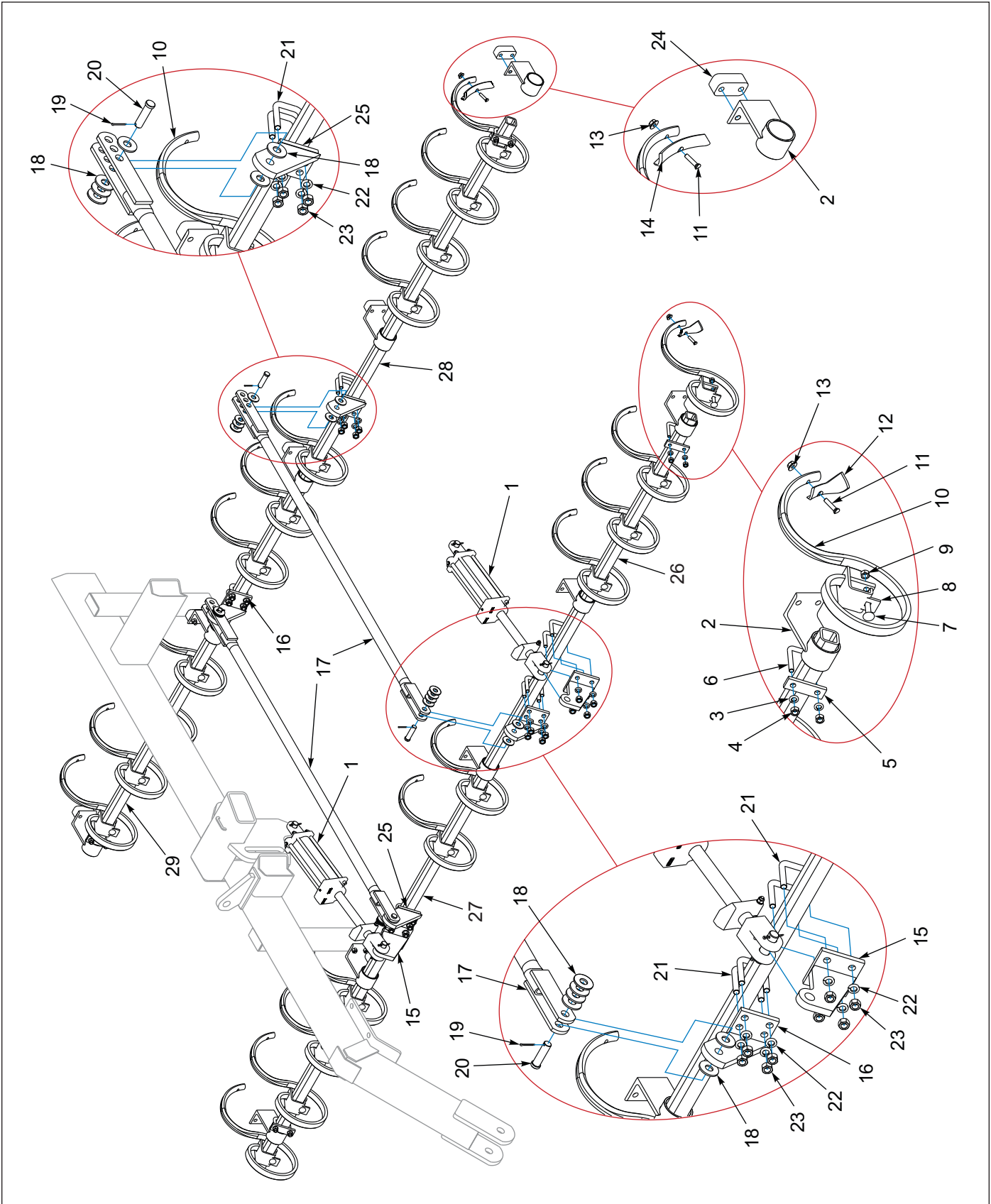


Figure 1-26: Center S-Tine

## Center S-Tine

ITEM	PART NUMBER	DESCRIPTION	QTY
1	3J603	HYDRAULIC CYLINDER (3 X 8) (SEE PAGE 1-68)	2
2	9J091	BRACKET, S-TINE	10
3	1-861-010034-13	WASHER, LKG HLCL SPR, 1/2	8
4	1-512-010007-09	NUT, HEX 1/2-13, ZP	8
5	5C078	CLAMP STRAP	4
6	5D921	U-BOLT, 1/2-13 X 3-1/4 X 2-5/8	4
7	1-654-010070-11	SCREW,RDHD SQNCK 1/2-13 X 3-1/2	29
8	5J080	CLAMP	29
9	1-512-010005-09	NUT, LOCK 1/2-13	29
10	5J609	S-TINE, 12mm X 32mm	29
11	7D728	CULTIVATOR BOLT (3/8-16)	29
12	7D014	DUCKFOOT POINT (2-1/2")	29
13	5J616	FLANGE LOCK NUT 3/8-16	29
14	2J155	HEAVY DUTY REVERSIBLE POINT	29
15	9J609	CYLINDER ARM	2
16	9J611	R.H. CONTROL ARM	2
17	3J495	LINK ASSEM	2
18	1-861-010032-21	FLAT WASHER, W 3/4, ZP	12
19	110-0351	COTTER PIN, 1/8 X 1-1/4, ZP	4
20	4D198	CLEVIS PIN, 3/4 X 2-3/4	4
21	2J094	U-BOLT, 5/8-11 X 3-3/8 X 2-5/8	12
22	1-861-010034-15	WASHER, LKG, HLCL SPR, 5/8	24
23	1-512-010007-11	NUT, HEX 5/8-11 GR2, ZP	24
24	184610	SPACER S-TINE	5
25	9J610	L.H. CONTROL ARM	4
26	9J593	TUBE, 82-3/16" LONG	1
27	9J594	TUBE, 91-13/16" LONG	1
28	9J595	TUBE, 83-13/16" LONG	1
29	9J596	TUBE, 86-3/16" LONG	1

Wing S-Tine

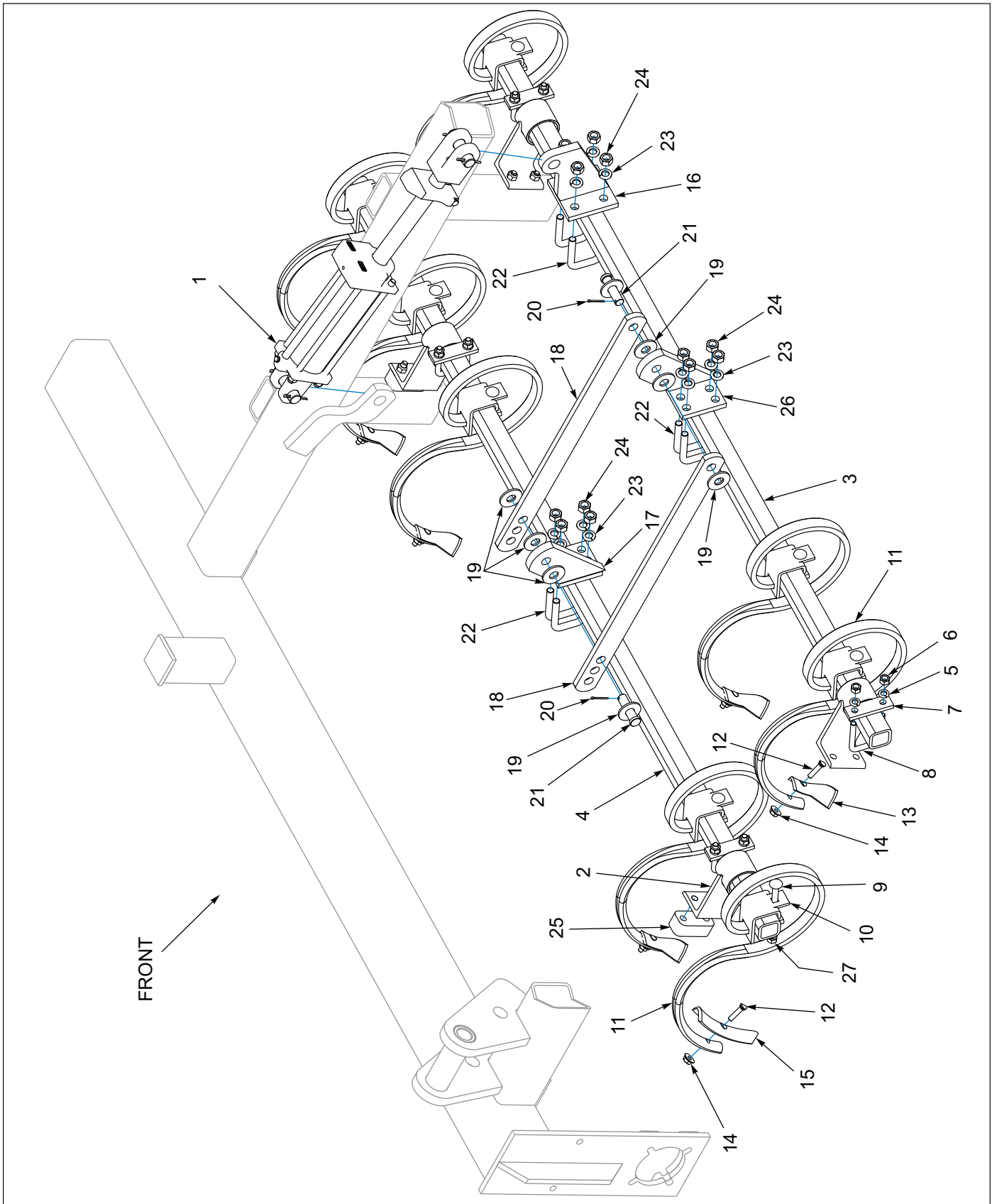


Figure 1-27: Wing S-Tine

## Wing S-Tine

ITEM	PART NUMBER	DESCRIPTION	QTY
1	3J603	HYDRAULIC CYLINDER (3 X 8) (SEE PAGE 1-68)	1
2	9J091	BRACKET, S-TINE	4
3	9J593	TUBE, 82-3/16" LONG	1
4	9J597	TUBE, 88" LONG	1
5	1-861-010034-13	WASHER, LKG HLCL SPR, 1/2	8
6	1-512-010007-09	NUT, HEX 1/2-13, ZP	8
7	5C078	CLAMP STRAP	4
8	5D921	U-BOLT 1/2-13 X 3-1/4 X 2-5/8	4
9	1-654-010070-11	SCREW, RDHD, SQNK 1/2-13 X 3-1/2	15
10	5J080	CLAMP	15
11	5J609	S-TINE, 12mm X 32mm	15
12	7D728	CULTIVATOR BOLT (3/8-16)	15
13	7D014	DUCKFOOT POINT (2-1/2")	15
14	5J616	FLANGE LOCK NUT 3/8-16	15
15	2J155	HEAVY DUTY REVERSIBLE POINT	15
16	9J609	CYLINDER ARM	1
17	9J611	R.H. CONTROL ARM	1
18	3J493	STRAP	2
19	1-861-010032-21	FLAT WASHER, W 3/4, ZP	8
20	110-0351	COTTER PIN, 1/8 X 1-1/4, ZP	2
21	4D198	CLEVIS PIN, 3/4 X 2-3/4	2
22	2J094	U-BOLT, 5/8-11 X 3-3/8 X 2-5/8	6
23	1-861-010034-15	WASHER, LKG, HLCL SPR, 5/8	12
24	1-512-010007-11	NUT, HEX 5/8-11 GR2, ZP	12
25	184610	SPACER S-TINE	2
26	9J610	L.H. CONTROL ARM	1
27	1-512-010005-09	NUT, HEX, SLFLKG 1/2-13, GRB	15

## Center Rear Scrapers

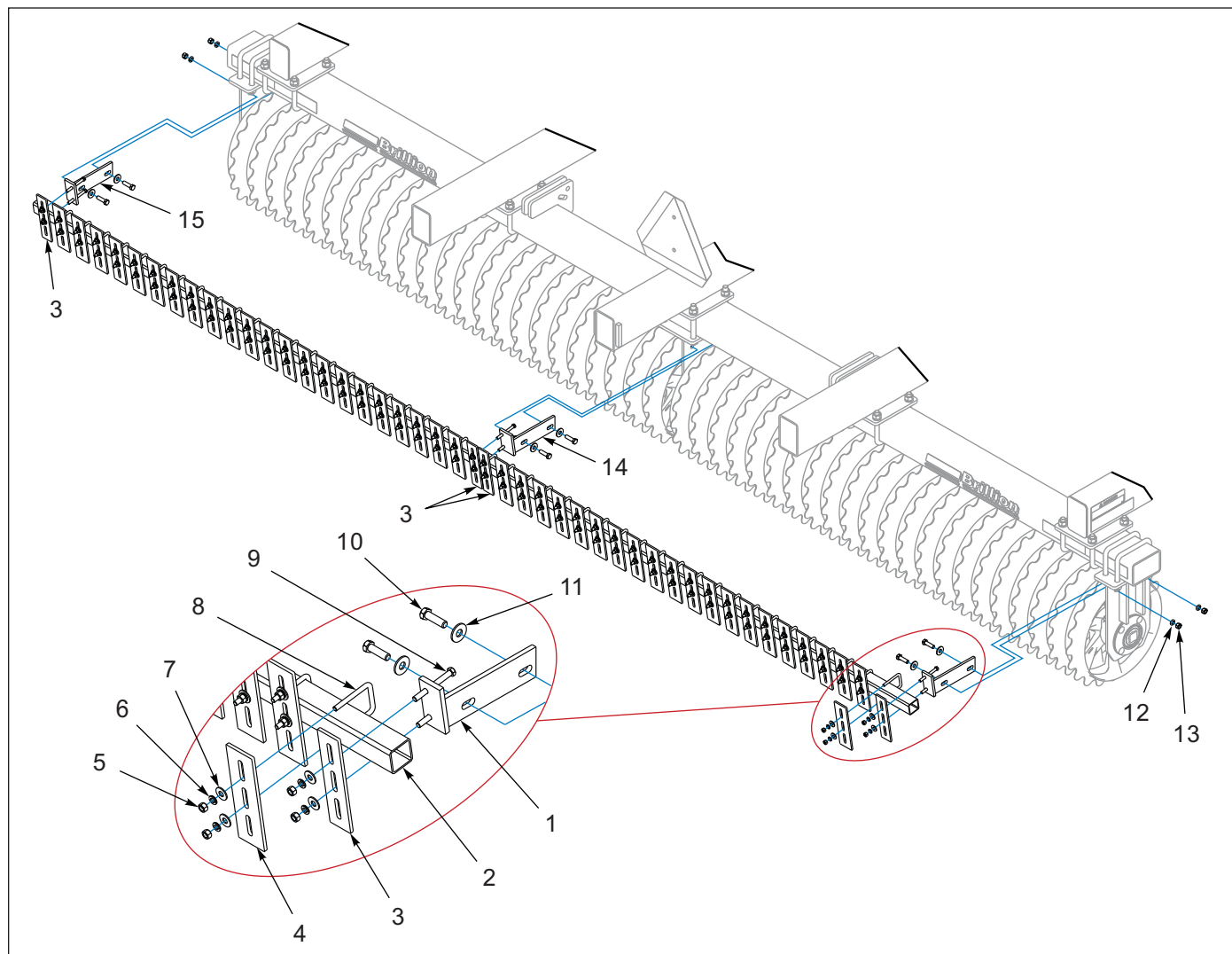


Figure 1-28: Center Rear Scrapers

## Center Rear Scrapers

ITEM	PART NUMBER	DESCRIPTION	QTY
1	9J582	R.H. SCRAPER BRKT	1
2	8J034	SCRAPER TUBE	1
3	9J588	SCRAPER, 2" WIDE	4
4	8J014	SCRAPER, 2-1/2" WIDE	43
5	1-512-010007-07	NUT, HEX 3/8-16 ZP	94
6	1-861-010034-11	WASHER, LKG HLCL SPR, 3/8	94
7	1-861-010032-11	WASHER, FLAT 3/8 W ZP/CD	94
8	8J015	U-BOLT 3/8-16 X 3-1/4 X 2-7/16	44
9	1-654-010051-15	SCREW, HXCP 3/8-16UNC X 3-1/2, G5	6
10	1-654-010055-04	SCREW, HEX CAP, 1/2-13UNC X 1-3/4	6
11	1-861-010032-15	WASHER, FLAT 1/2 W ZP/CD	6
12	1-861-010034-13	WASHER, LKG HLCL SPR, 1/2	6
13	1-512-010007-09	NUT, HEX 1/2-13, ZP	6
14	9J584	SCRAPER BRKT	1
15	9J581	L.H. SCRAPER BRKT.	1



# Wing Rear Scrapers

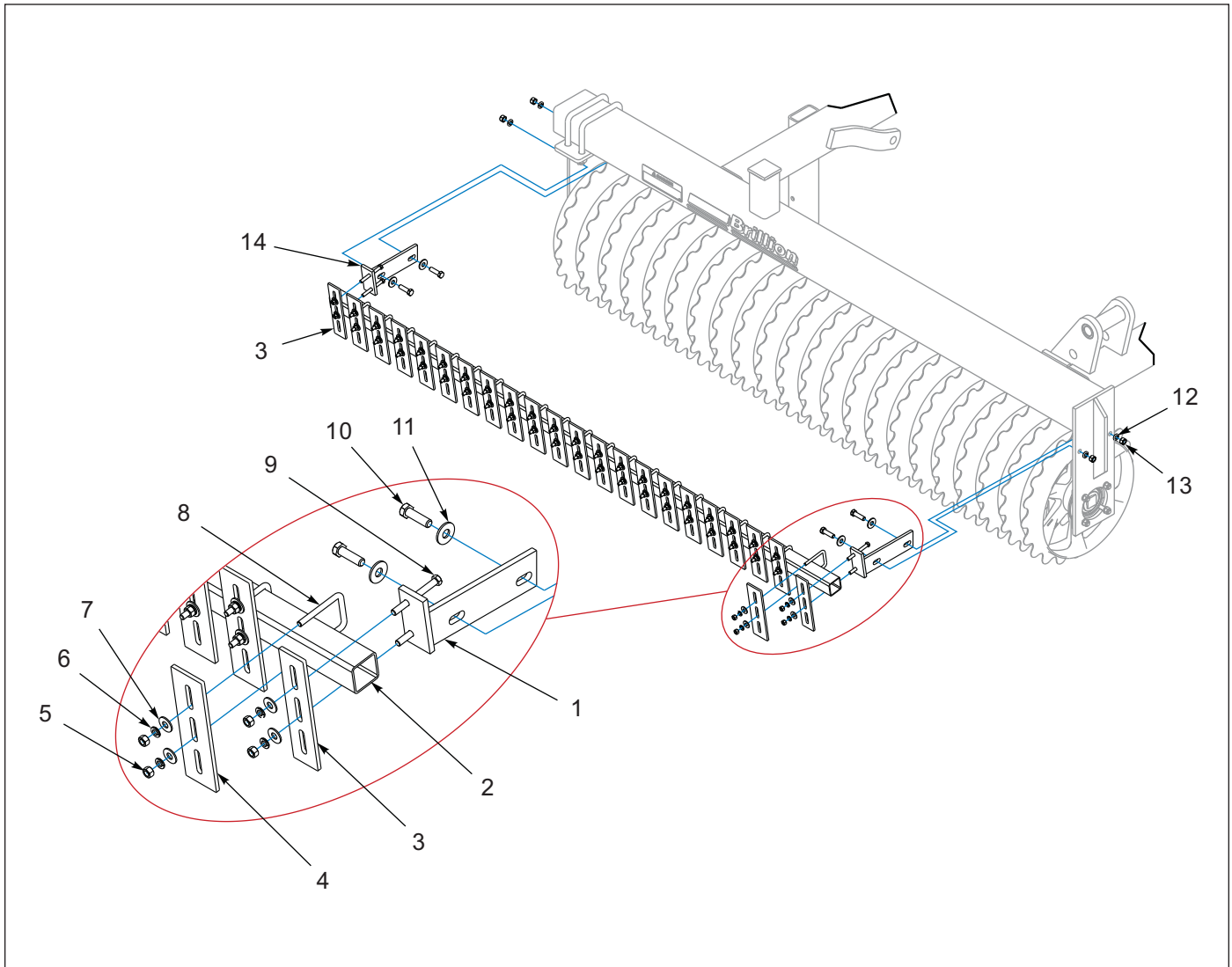


Figure 1-29: Wing Rear Scrapers

# Wing Rear Scrapers

ITEM	PART NUMBER	DESCRIPTION	QTY
1	9J582	R.H. SCRAPER BRKT	1
2	9J579	SCRAPER TUBE	1
3	9J588	SCRAPER, 2" WIDE	2
4	8J014	SCRAPER, 2-1/2" WIDE	21
5	1-512-010007-07	NUT, HEX 3/8-16 ZP	46
6	1-861-010034-11	WASHER, LKG HLCL SPR, 3/8	46
7	1-861-010032-11	WASHER, FLAT 3/8 W, ZP/CD	46
8	8J015	U-BOLT, 3/8-16 X 3-1/4 X 2-7/16	21
9	1-654-010051-15	SCREW, HXCP 3/8-16UNC X 3-1/2, G5	4
10	1-654-010055-04	SCREW, HEX CAP, 1/2-13UNC X 1-3/4	4
11	1-861-010032-15	WASHER, FLAT 1/2 W ZP/CD	4
12	1-861-010034-13	WASHER, LKG HLCL SPR, 1/2	4
13	1-512-010007-09	NUT, HEX 1/2-13, ZP	4
14	9J581	L.H. SCRAPER BRKT.	1

# Hydraulic Layout (After 04/30/2012)

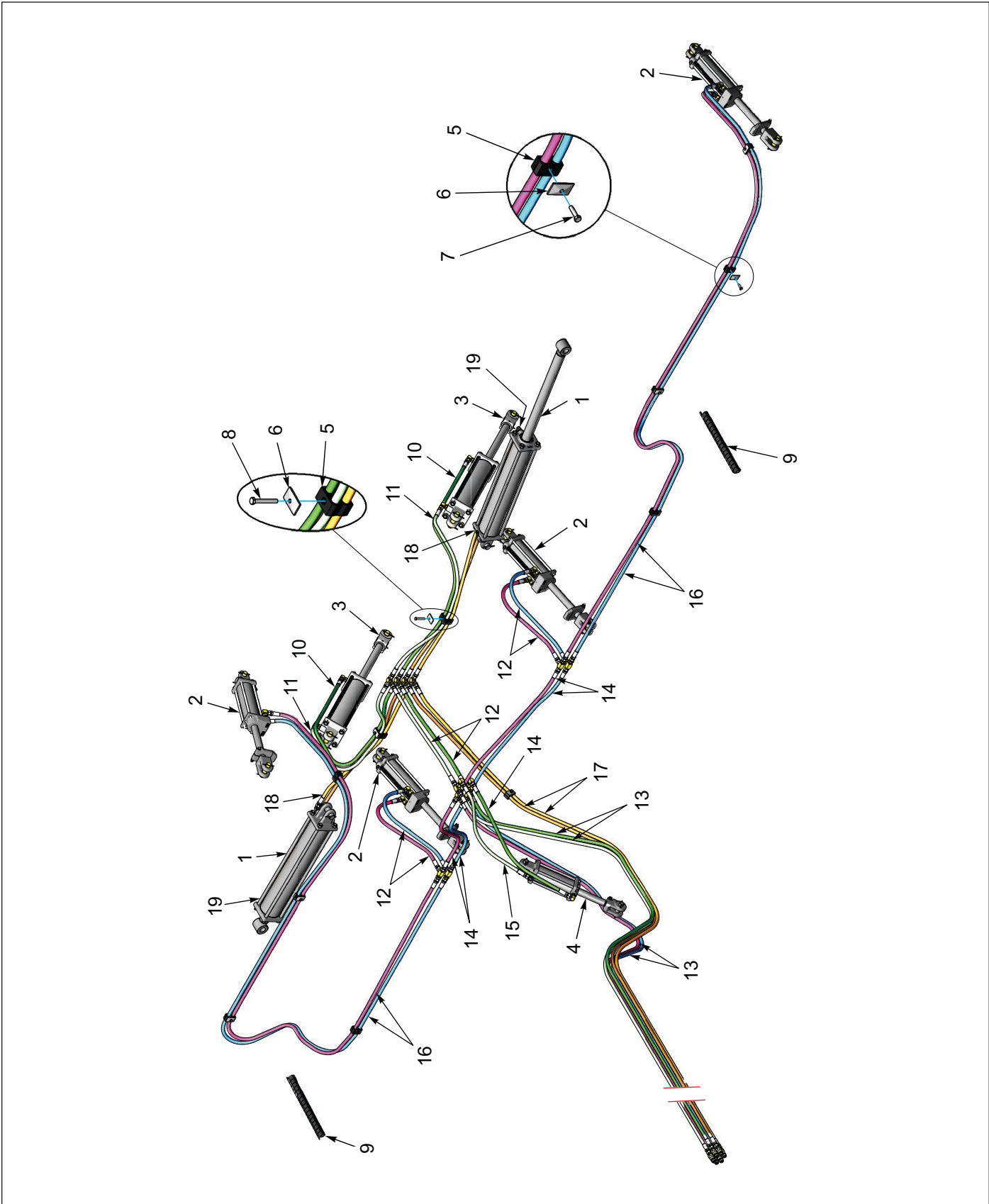


Figure 1-30: Hydraulic Layout (After 04/30/2012)

## Hydraulic Layout (After 04/30/2012)

ITEM	PART NUMBER	DESCRIPTION	QTY
1	3J568	HYD CYLINDER - 4 X 24 (SEE PAGE 1-66)	2
2	3J603	HYD CYLINDER - 3 X 8 (SEE PAGE 1-68)	4
3	9D731	HYD CYLINDER - 4 X 16 (SEE PAGE 1-70)	2
4	3J567	HYD CYLINDER - 3 X 6 (SEE PAGE 1-65)	1
5	1P937	TWIN CLAMP PAIR, .67" DIA	13
6	1P938	TWIN TOP PLATE	11
7	1-654-010049-06	SCREW, HEX CAP, 5/16-18UNC X 1-1/4	9
8	108628	SCREW, HEX CAP, 5/16-18UNC X 2-1/4	2
9	1P995	HOSE WRAP, 26"	2
10	153843	HOSE ASM 3/8 X 67 #8 JIC SWIV	2
11	71508992	HOSE .38 X 50	2
12	147123	HOSE ASM, 3/8 X 31#8 JIC SWV	2
13	122911	HOSE ASM 3/8 X 168, #8 JIC SWVL	4
14	1-397-010369036	HOSE ASM 3/8 X 36, #8 JIC SWVL	5
15	71508985	HOSE .38 X 30	1
16	71508983	HOSE-HYD .38 X 182	4
17	117163	HOSE ASM 3/8 X 196 #8 JIC	2
18	71508984	HOSE .38 X 42	2
19	122910	HOSE ASM 3/8 X 70, #8 JIC SWVL	2

Transport Hydraulic Schematic (After 04/30/2012)

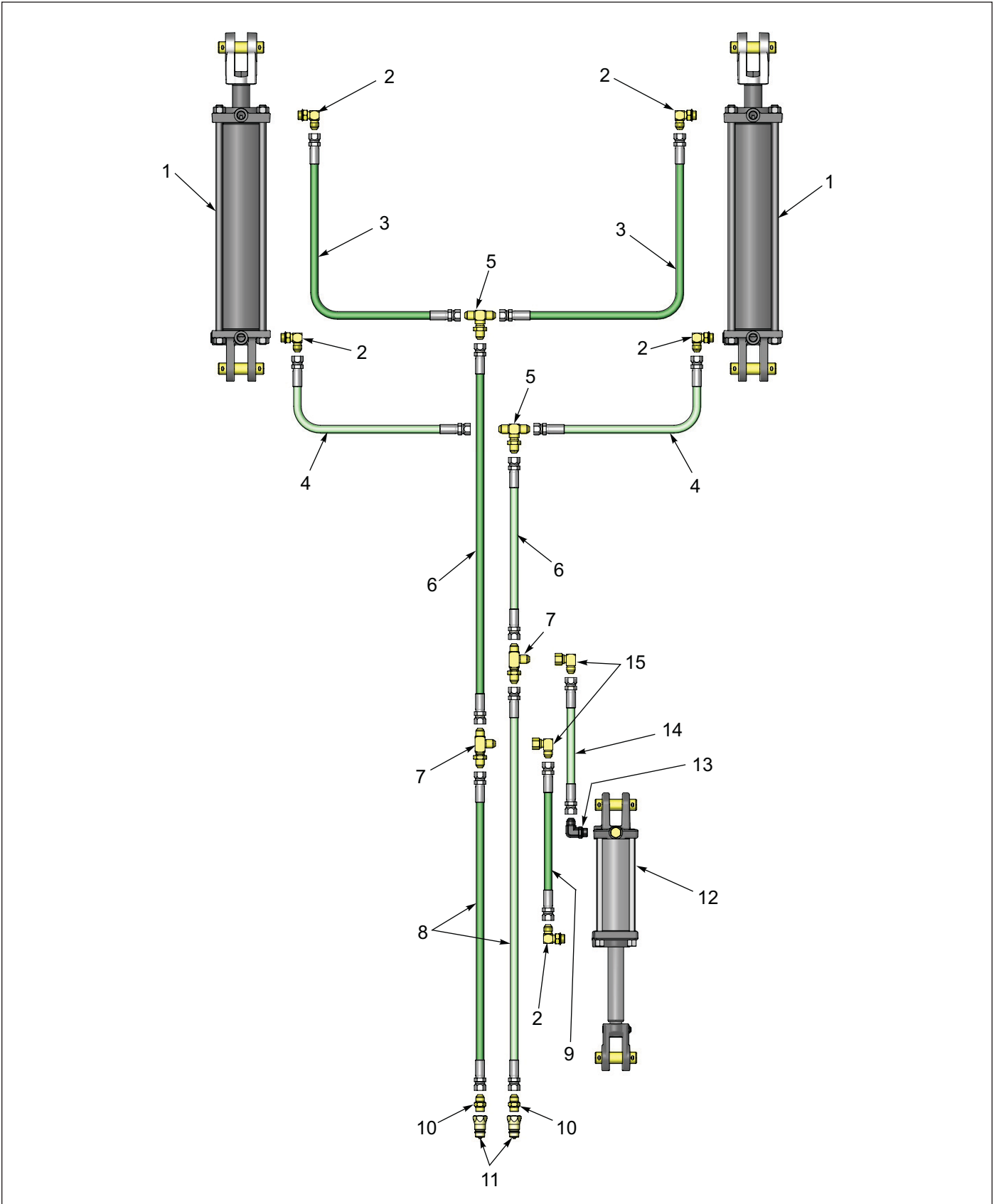


Figure 1-31: Transport Hydraulic Schematic (After 04/30/2012)

---

**Transport Hydraulic Schematic (After 04/30/2012)**


---

ITEM	PART NUMBER	DESCRIPTION	QTY
1	9D731	HYD CYLINDER - 4 X 16 (SEE PAGE 1-70)	2
2	2062-8-8S	ADAPTER, 90, #8 O-RING-TUBE	5
3	153843	HOSE ASM 3/8 X 67 #8 JIC SWIV	2
4	71508992	HOSE .38 X 50	2
5	102-1170	FITTING B.T. TEE BRANCH UNION 1/4T	2
6	147123	HOSE ASM, 3/8 X 31#8 JIC SWV	2
7	1P292	TEE, 08MJ X 08MJ X 08MJ RUN	2
8	122911	HOSE ASM 3/8 X 168, #8 JIC SWVL	2
9	1-397-010369036	HOSE ASM 3/8 X 36, #8 JIC SWVL	1
10	202702-8-8S	ADAPTER #8	2
11	141828	COUPLER, MALE 3/4-16 O-RING	2
12	3J567	HYD CYLINDER - 3 X 6 (SEE PAGE 1-65)	1
13	141826	ELBOW 90 1/16 RES	1
14	71508985	HOSE .38 X 30	1
15	2071-8-8S	ADAPTER 90 #8 FLR SWIVEL #8 JIC	2

Tooth Control Hydraulic Schematic (After 04/30/2012)

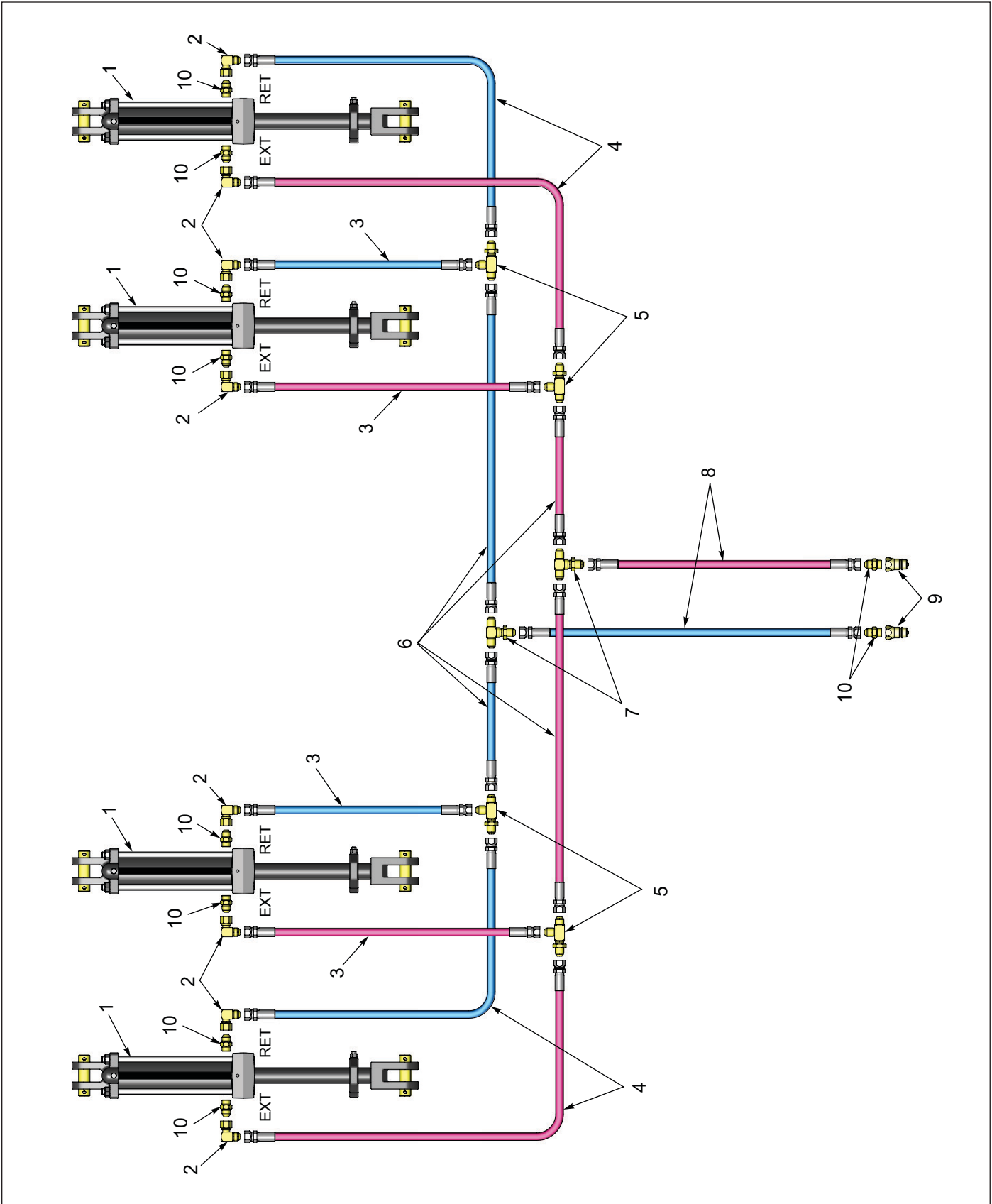


Figure 1-32: Tooth Control Hydraulic Schematic (After 04/30/2012)

---

## Tooth Control Hydraulic Schematic (After 04/30/2012)

---

ITEM	PART NUMBER	DESCRIPTION	QTY
1	3J603	HYDRAULIC CYLINDER (3 X 8) (SEE PAGE 1-68)	4
2	2071-8-8S	ADAPTER 90 #8 FLR SWIVEL #8 JIC	8
3	147123	HOSE ASM, 3/8 X 31 #8 JIC SWV	4
4	71508983	HOSE-HYD .38 X 182	4
5	1P292	TEE, 08MJ X 08MJ X 08MJ RUN	4
6	1-397-010369036	HOSE ASM 3/8 X 36, #8 JIC SWVL	4
7	102-1170	FITTING B.T. TEE BRANCH UNION 1/4T	2
8	122911	HOSE ASM 3/8 X 168, #8 JIC SWVL	2
9	141828	COUPLER, MALE 3/4-16 O-RING	2
10	202702-8-8S	ADAPTER #8 O-RING TO #8 TUBE	10

### Wing Fold Hydraulic Schematic (After 04/30/2012)

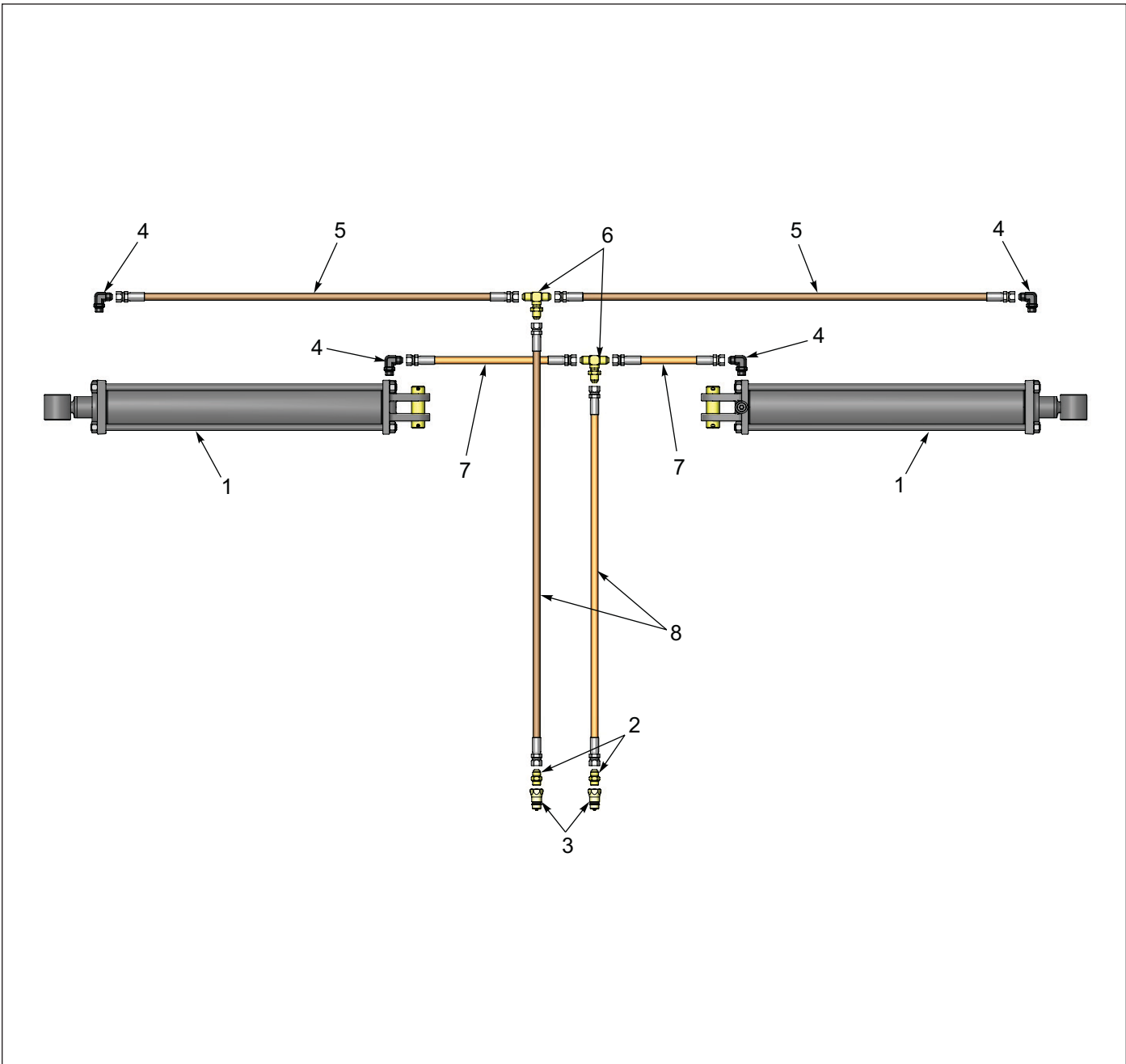


Figure 1-33: Wing Fold Hydraulic Schematic (After 04/30/2012)

### Wing Fold Hydraulic Schematic (After 04/30/2012)

ITEM	PART NUMBER	DESCRIPTION	QTY
1	3J568	HYD CYLINDER - 4 X 24 (SEE PAGE 1-66)	2
2	202702-8-8S	ADAPTER #8 O-RING TO #8 TUBE	2
3	141828	COUPLER, MALE 3/4-16 O-RING	2
4	141826	ELBOW 90 1/16 RES	4
5	122910	HOSE ASM 3/8 X 70, #8 JIC SWVL	2
6	102-1170	FITTING B.T. TEE BRANCH UNION 1/4T	2
7	71508984	HOSE .38 X 42	2
8	117163	HOSE ASM 3/8 X 196 #8 JIC	2





# Independent Manual Tooth Control (Before 04/30/2012)

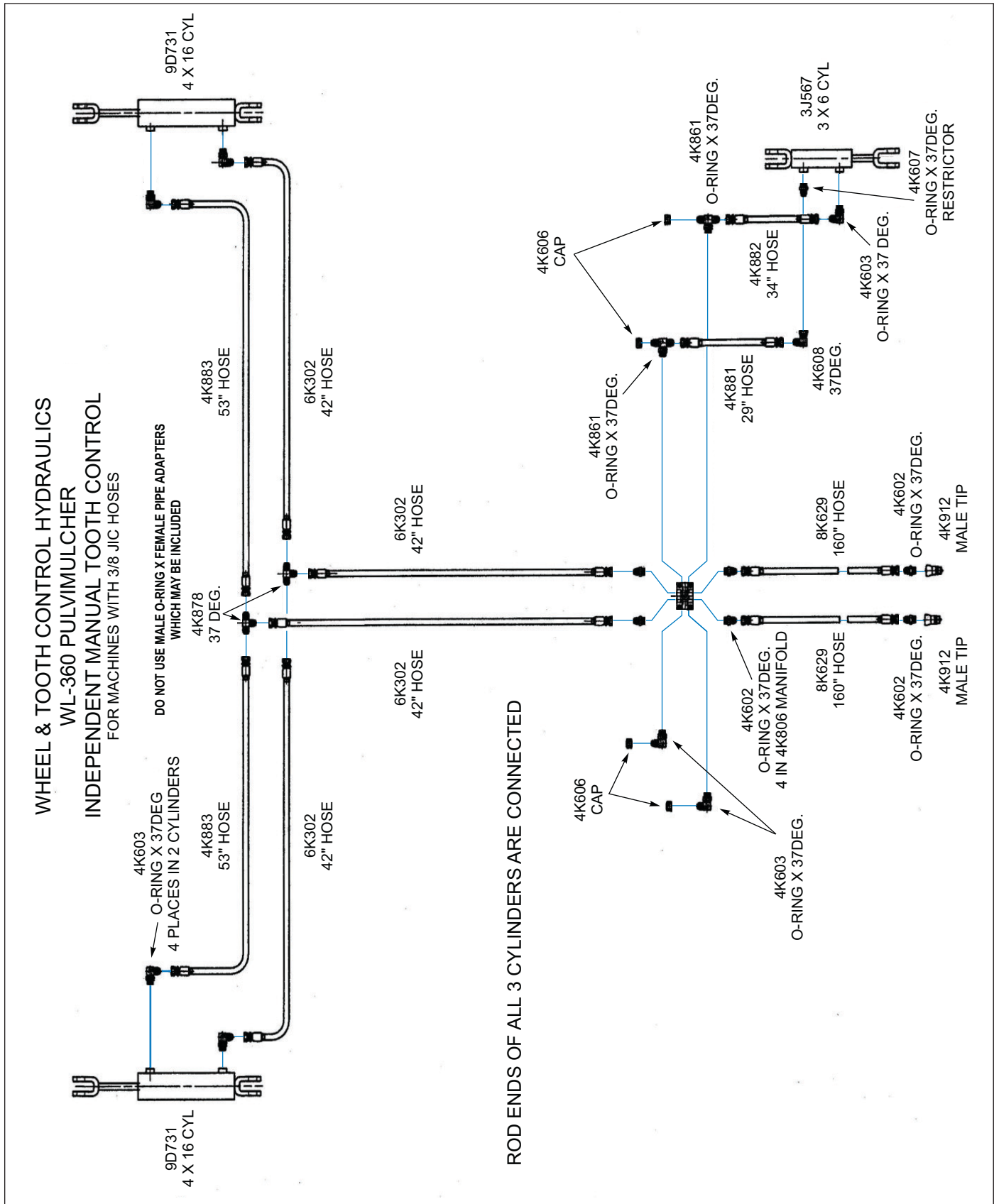


Figure 1-35: Independent Manual Tooth Control (Before 04/30/2012)

# Wing Fold Hydraulic - Machines w/ 3/8 JIC Hoses (Before 04/30/2012)

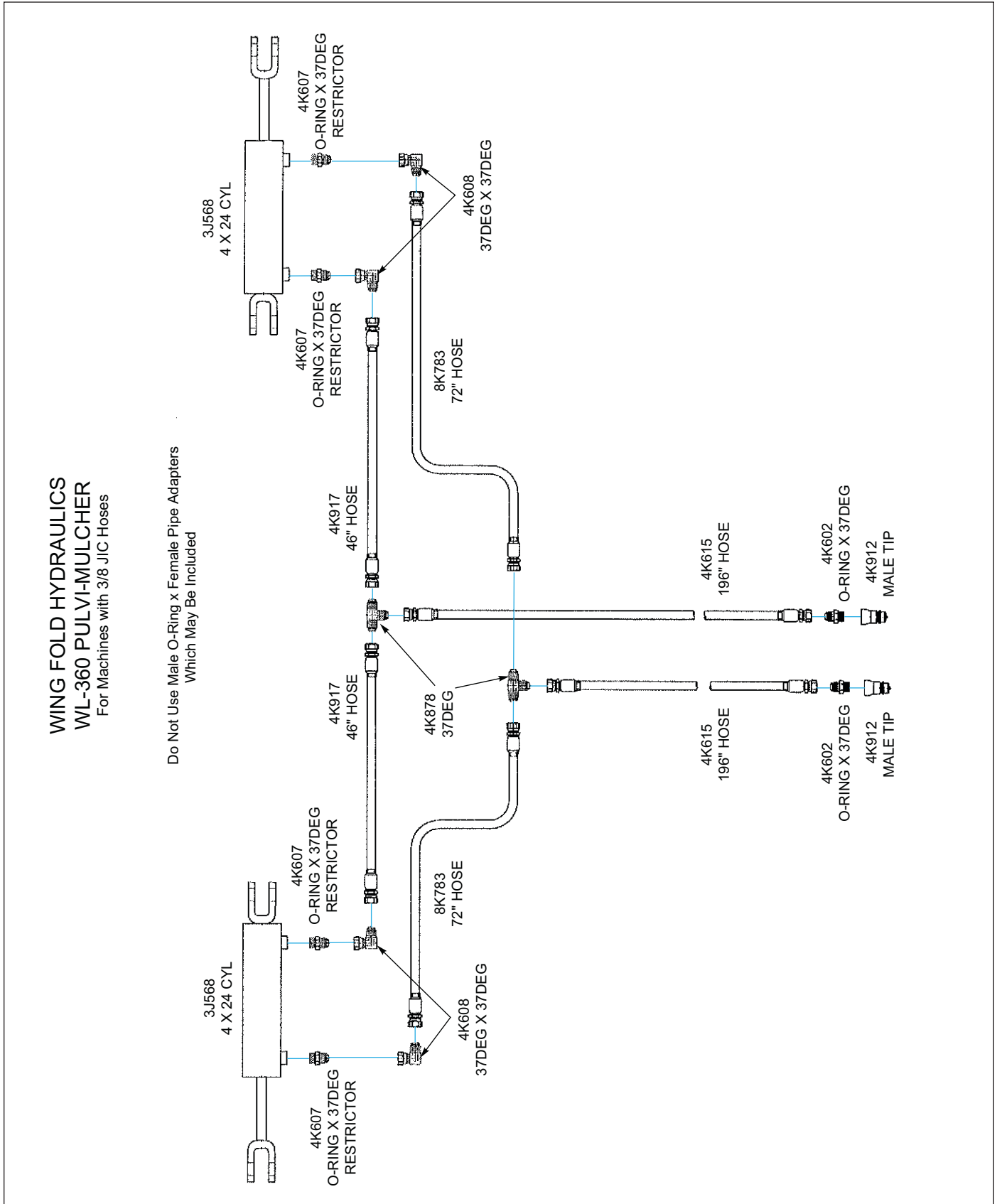


Figure 1-36: Wing Fold Hydraulic - Machines w/ 3/8 JIC Hoses (Before 04/30/2012)

Wheel & Tooth Hydraulics - Machines w/ 3/8 JIC Hoses (Before 04/30/2012)

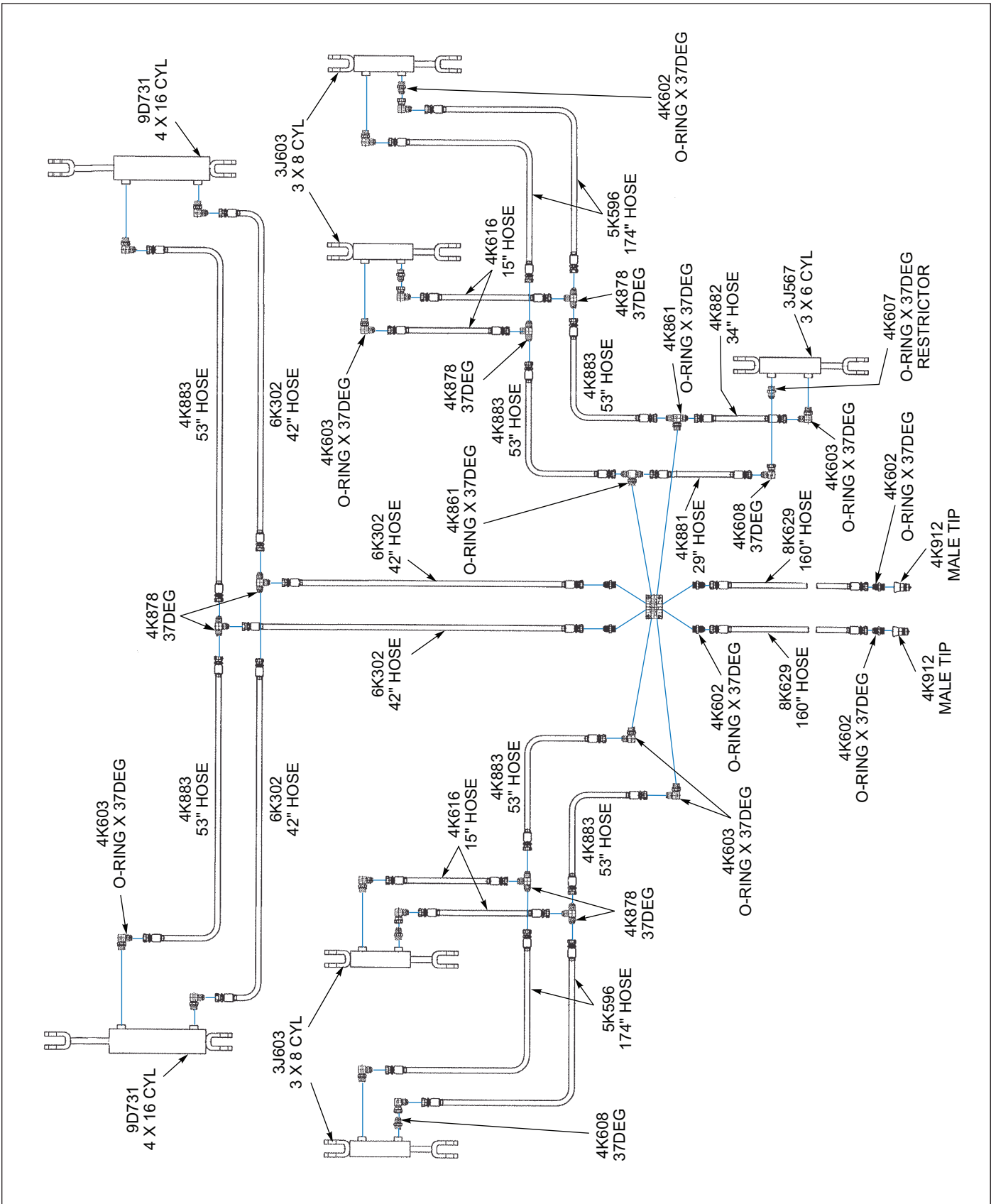


Figure 1-37: Wheel and Tooth Hydraulics - Machines w/ 3/8 JIC Hoses (Before 04/30/2012)



# LED Lights Layout (After 01/01/2017)

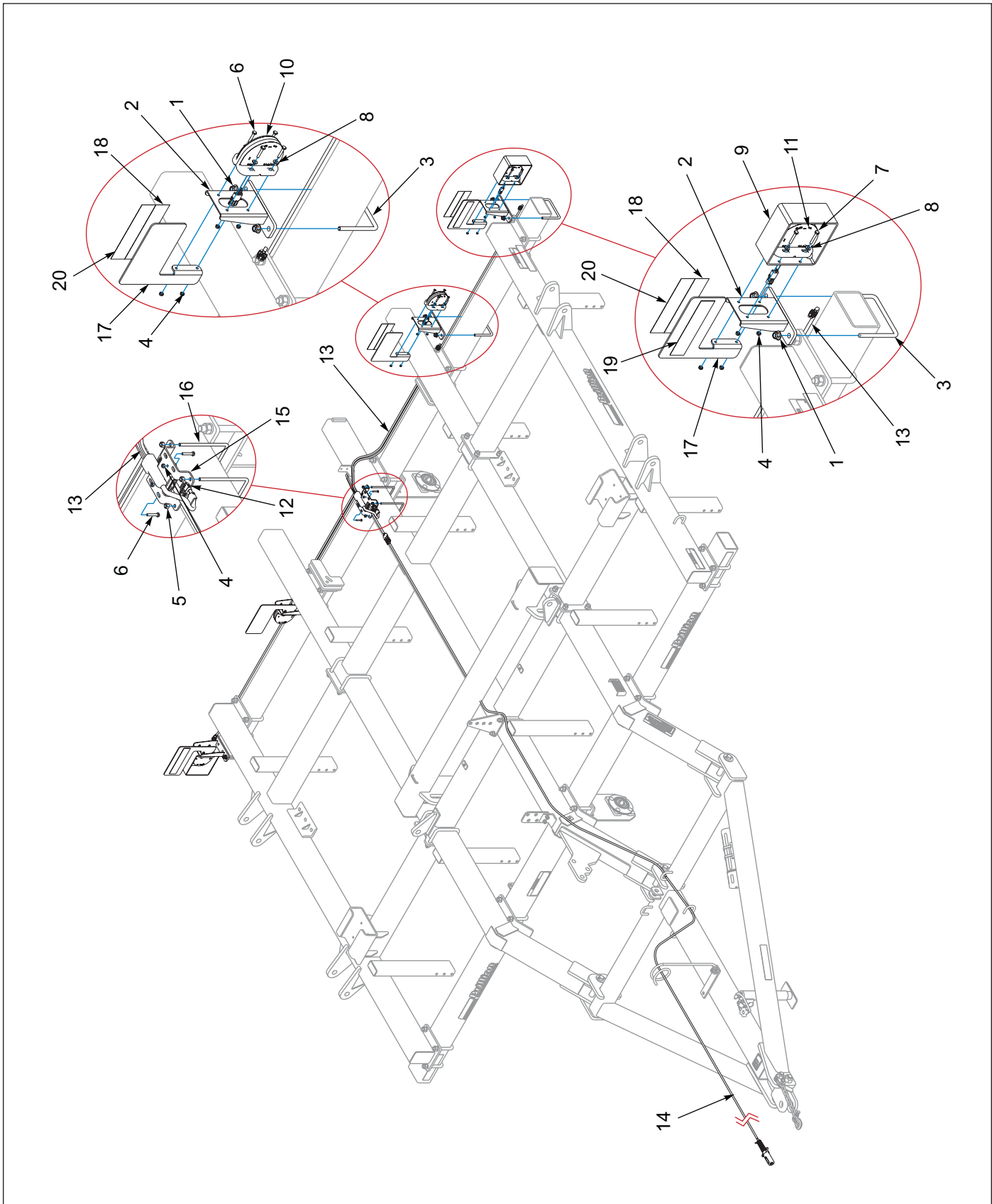


Figure 1-38: LED Lights Layout (After 01/01/2017)

## LED Lights Layout (After 01/01/2017)

ITEM	PART NUMBER	DESCRIPTION	QTY
1	2P253	NUT, FLANGE NY-LOK 1/2-13	8
2	205353	BRACKET WLDMT SINGLE LAMP	4
3	4J918	U-BOLT 1/2-13 X 5-1/4 X 6-1/16	4
4	1-512-010005-01	NUT, HEX SLFLKG GRB 1/4-20	18
5	1-512-010005-05	NUT, HEX SLFLKG GRB 3/8-16	4
6	1-654-010047-08	SCREW, HX CP, 1/4-20UNC X 1-1/2, G5	10
7	1-654-010047-09	SCREW, HX CP, 1/4-20UNC X 1-3/4, G5	8
8	1-861-010032-06	WASHER, FLAT 1/4 N, ZP/CD	16
9	164700	TUBE LIGHT SHIELD	2
10	174435	LAMP, AG RED SINGLE LED	2
11	174436	LAMP, AG AMBER SINGLE LED	2
12	174437	MODULE, AG FLASHER CONTROL	1
13	175151	HARNESS, LED WARNING LIGHTS	1
14	175152	HARNESS, 7 PIN/4 PIN WP	1
15	178506	BRACKET, MODULE MOUNT	1
16	178529	U-BLT, 3/8-16 X 4-7/16 X 6-7/8, ZP	2
17	199588	BRACKET, REFLECTIVE DECAL	4
18	528933	REFLECTOR - RED	4
19	528934	REFLECTOR - YELLOW	2
20	528938	STRIPE, ORANGE	4
21	105-0228	TY-WRAP 8IN LG TY-52772MX <b>(NOT SHOWN)</b>	24
22	105874	TIE, STRAP PLSTC 21.5-24 X .301 <b>(NOT SHOWN)</b>	4

## Electrical Layout (Before 12/31/2016)

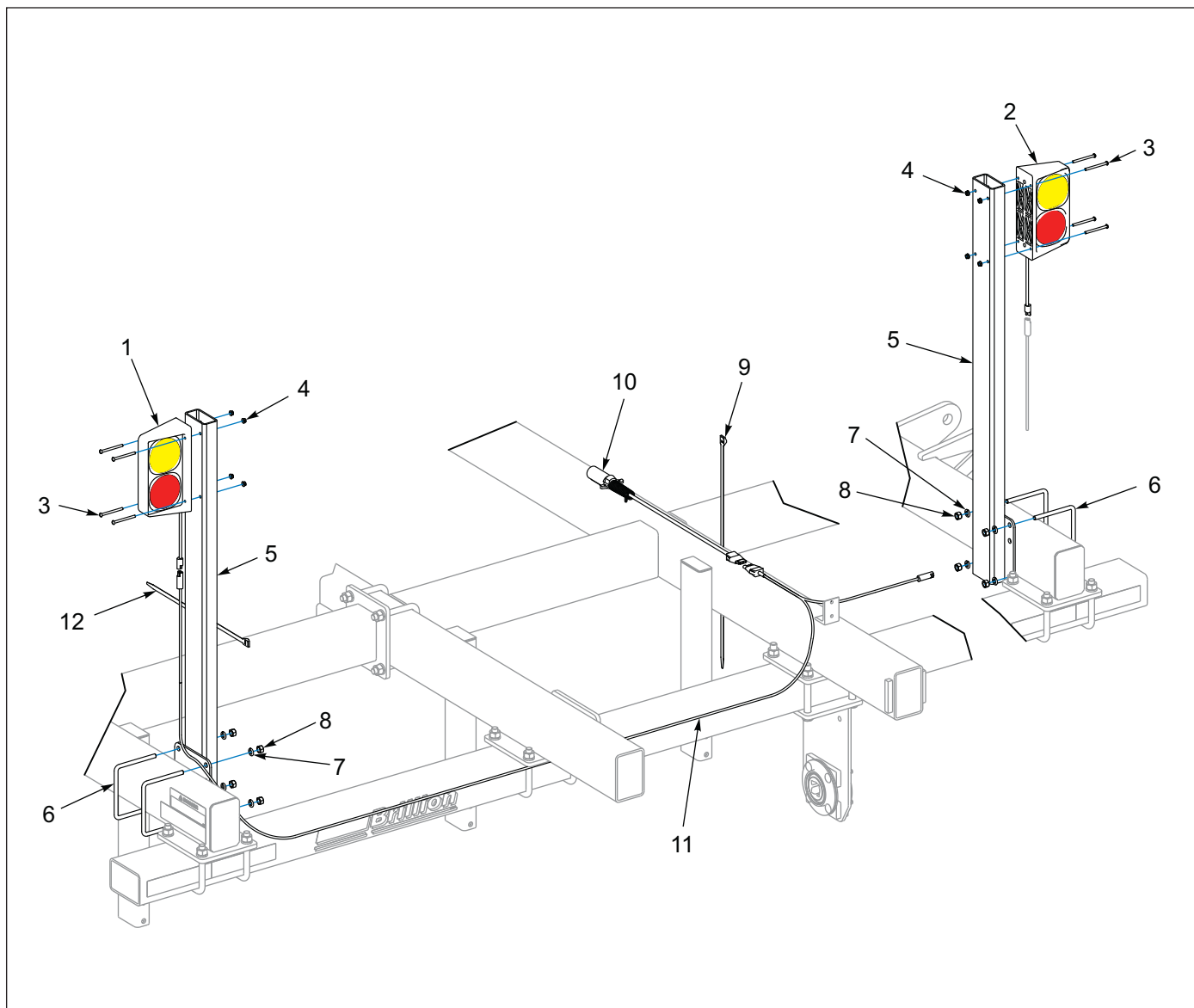


Figure 1-39: Electrical Layout (Before 12/31/2016)

## Electrical Layout (Before 12/31/2016)

ITEM	PART NUMBER	DESCRIPTION	QTY
1	4K773	RH DUAL LAMP	1
2	4K772	LH DUAL LAMP	1
3	4K751	MACHINE SCREW	8
4	108417	NUT SPIRAL 1/4-20HX FG	8
5	4K797	BRACKET WELDMENT	2
6	4J918	U-BOLT, 1/2 X 5-1/4 X 6-1/16	4
7	1-861-010034-13	WASHER, LKG HLCL SPR, 1/2	8
8	1-512-010007-09	NUT, HEX 1/2-13, ZP	8
9	3J615	CABLE TIE - 28"	12
10	4K800	AG HARNESS - 30'	1
11	4K828	15' WISHBONE AG HARNESS	1
12	105874	TIE, STRAP PLSTC 21.5-24 X .301	4





# Front Scrapers - Optional

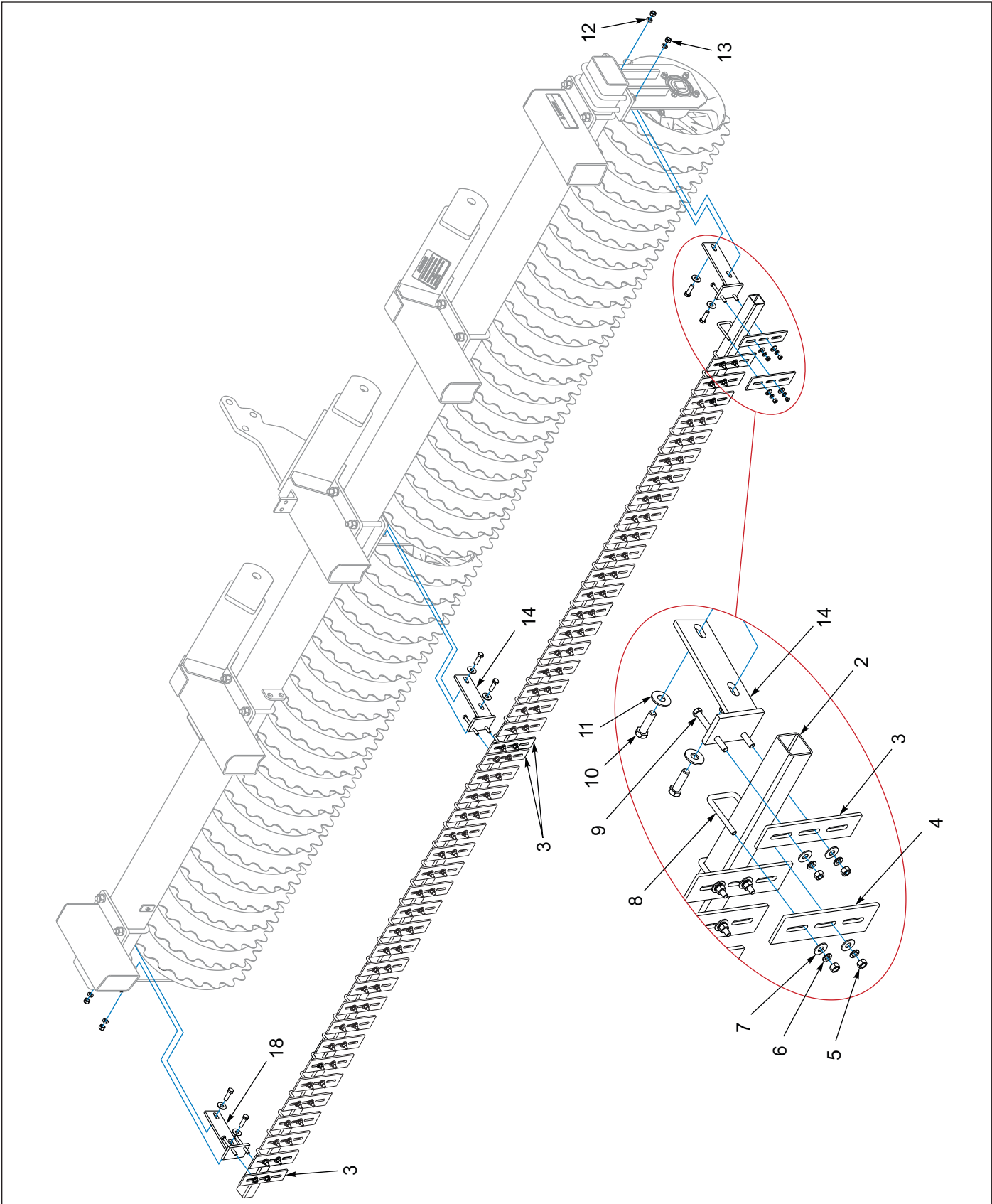


Figure 1-40: Center Front Scrapers - Optional

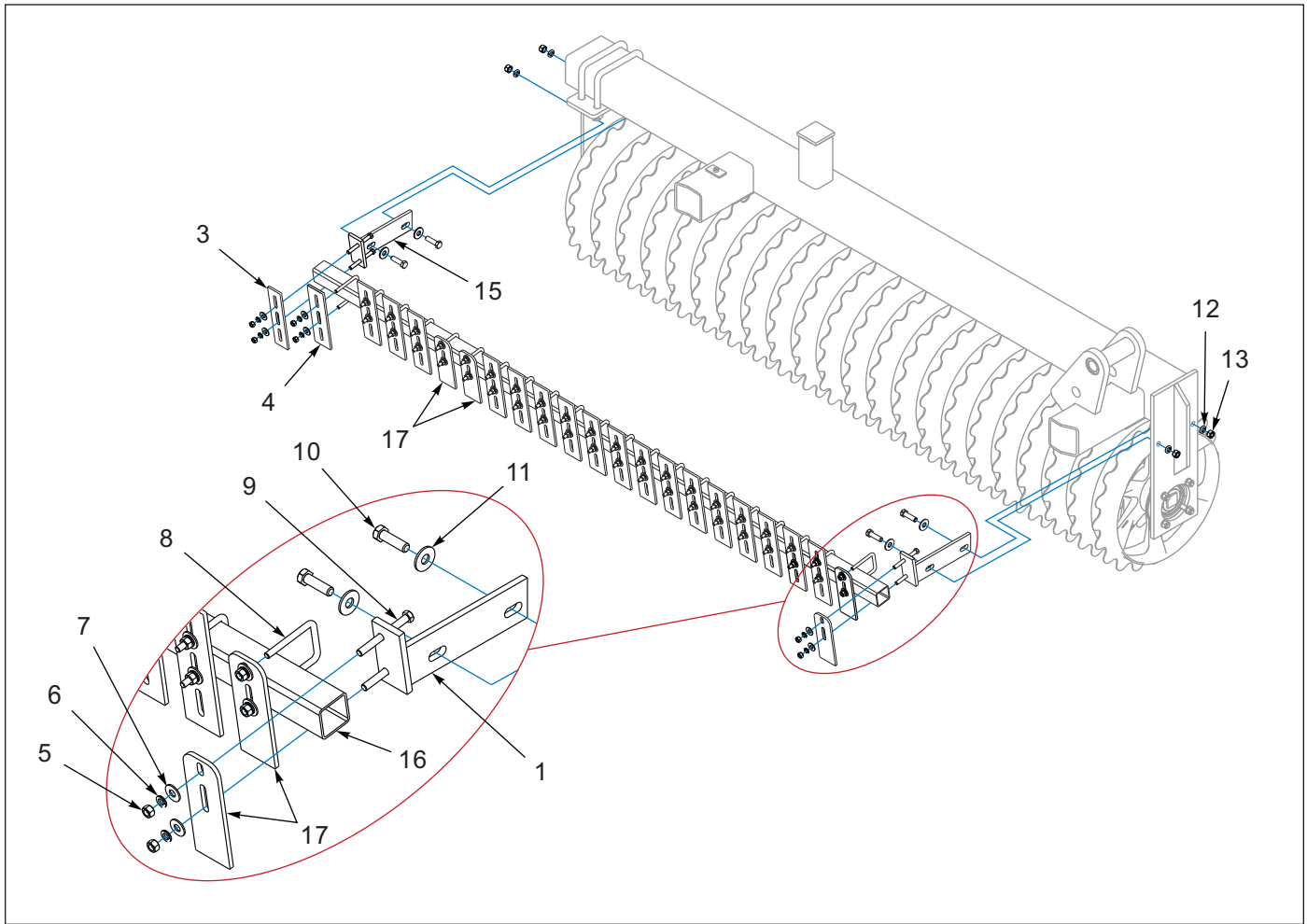


Figure 1-41: Wing Front Scrapers - Optional

### Front Scrapers - Optional

ITEM	PART NUMBER	DESCRIPTION	QTY
	9J619	WL360 FRONT SCRAPER KIT	1
1	9J582	R.H. SCRAPER BRKT	2
2	8J034	SCRAPER TUBE	1
3	9J588	SCRAPER, 2" WIDE	6
4	8J014	SCRAPER, 2-1/2" WIDE	78
5	1-512-010007-07	NUT, HEX 3/8-16 ZP	184
6	1-861-010034-11	WASHER, LKG HLCL SPR, 3/8	184
7	1-861-010032-11	WASHER, FLAT 3/8 W ZP/CD	184
8	8J015	U-BOLT 3/8-16 X 3-1/4 X 2-7/16	85
9	1-654-010051-15	SCREW, HXCP 3/8-16UNC X 3-1/2, G5	14
10	1-654-010055-04	SCREW, HEX CAP, 1/2-13UNC X 1-3/4	14
11	1-861-010032-15	WASHER, FLAT 1/2 W ZP/CD	14
12	1-861-010034-13	WASHER, LKG HLCL SPR, 1/2	14
13	1-512-010007-09	NUT, HEX 1/2-13, ZP	14
14	9J584	SCRAPER BRKT	2
15	9J581	L.H. SCRAPER BRKT.	2
16	9J579	TUBE	2
17	9J930	SCRAPER	8
18	9J583	L.H. SCRAPER BRKT.	1

# Land Leveler Kit - Optional

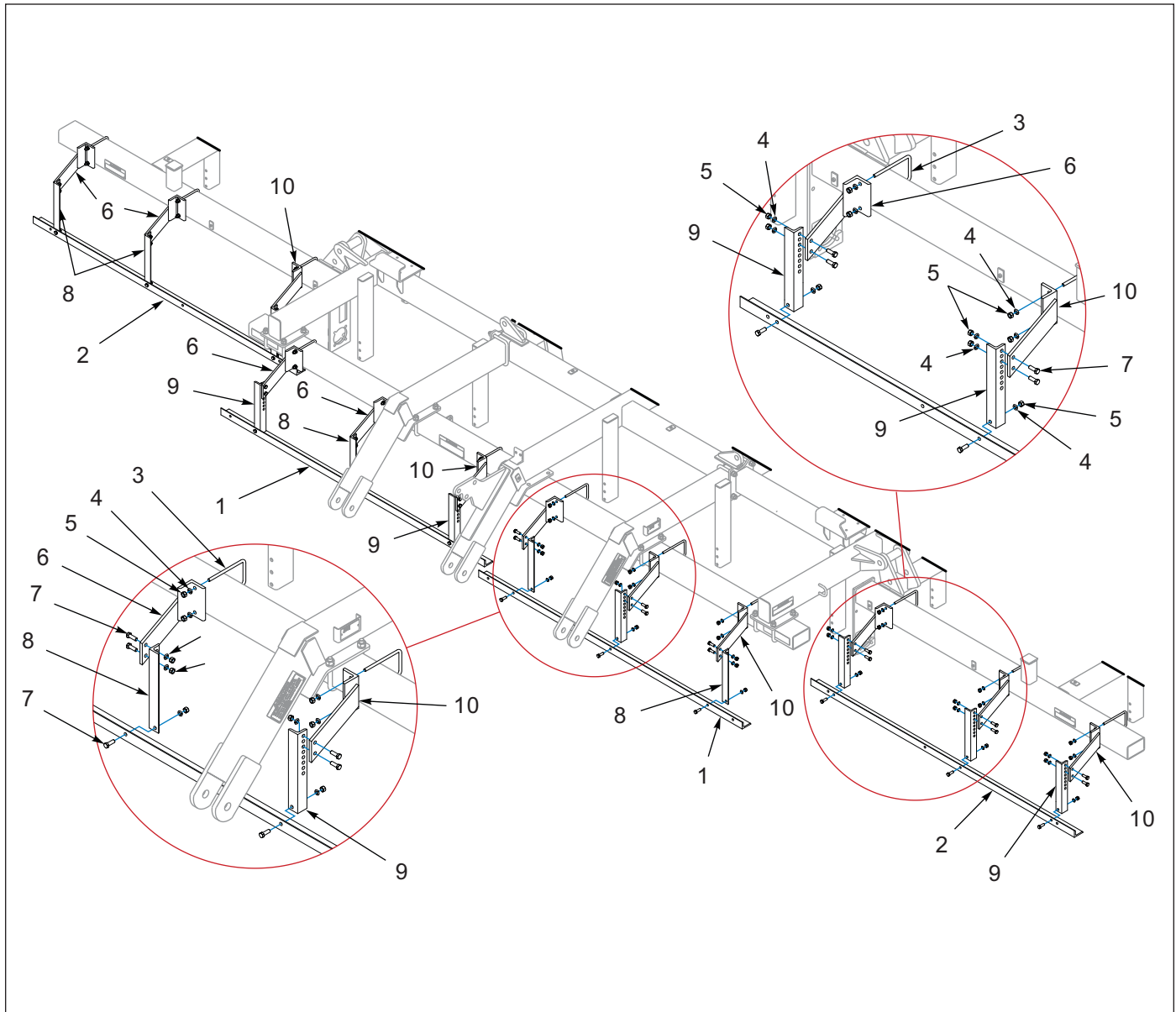


Figure 1-42: Land Leveler Kit - Optional

## Land Leveler Kit - Optional

ITEM	PART NUMBER	DESCRIPTION	QTY
	9J614	WL360 LAND LEVELER KIT	1
1	3J560	LEVELER ANG.-CTR.	2
2	3J559	LEVELER ANG.-WING	2
3	3J561	U-BOLT, 1/2-13 X 7-1/2 X 4-1/2	12
4	1-861-010034-13	WASHER, LKG HLCL SPR, 1/2	60
5	1-512-010007-09	NUT, HEX 1/2-13, ZP	60
6	3J551	BRACKET-R.H.	6
7	1-654-010055-03	SCREW, HEX CAP, 1/2-13UNC X 1-1/2	36
8	3J556	ADJ. ANGLE-R.H.	6
9	3J557	ADJ. ANGLE-L.H.	6
10	3J552	BRACKET-L.H.	6



# V-Leveler Kit - Optional

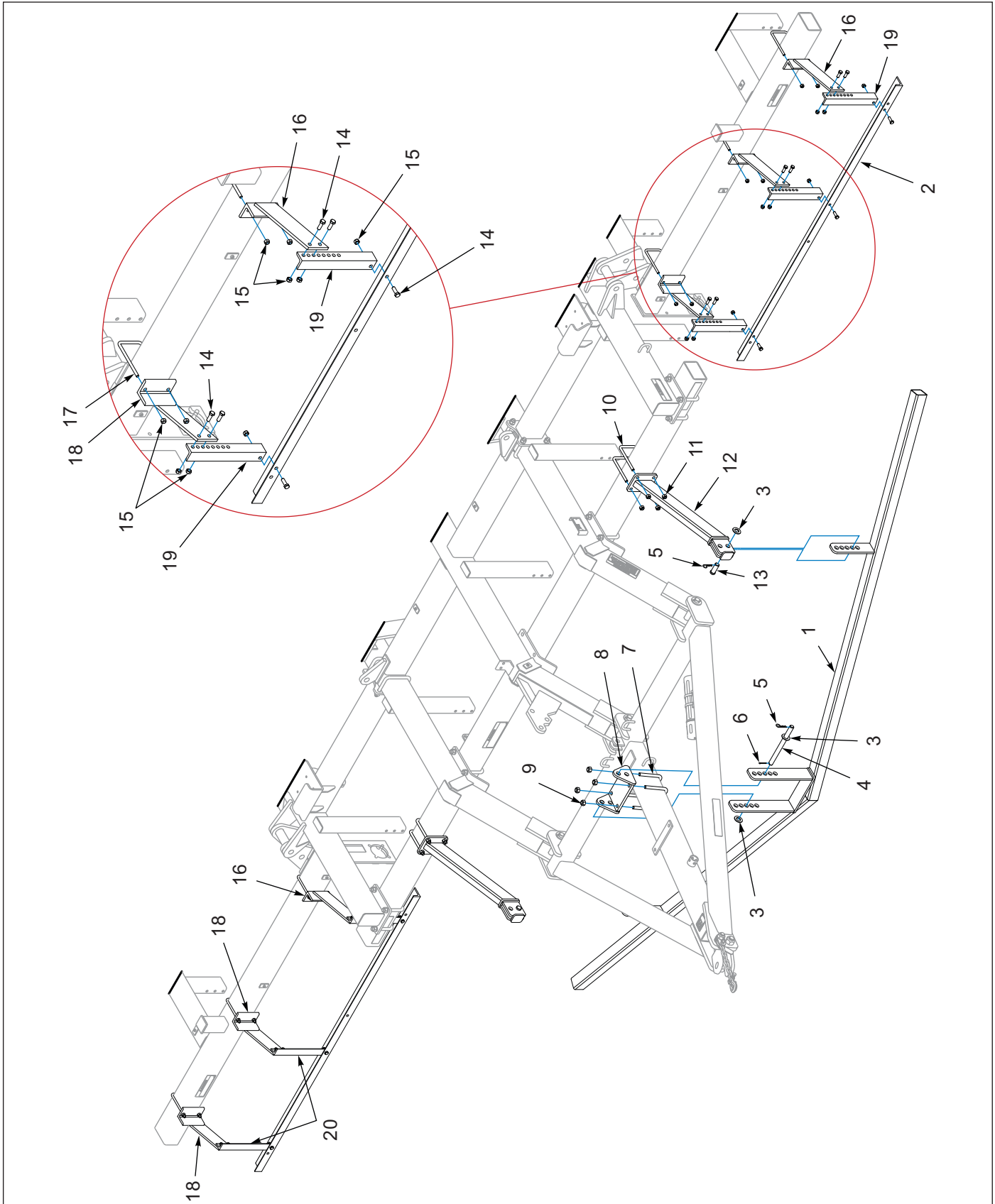


Figure 1-43: V-Leveler Kit - Optional

## V-Leveler Kit - Optional

ITEM	PART NUMBER	DESCRIPTION	QTY
	177563	V-LEVELER, KIT, W360	1
1	177568	V-LEVELER, W360	1
2	3J559	LEVELER ANG.-WING	2
3	1-861-010032-24	WASHER, FL 1IN NARROW, ZP	4
4	3K694	PIN	1
5	4C856	HAIR PIN COTTER	3
6	110-0354	5/32 X 1-1/2 COTTER PIN, ZP	1
7	3J450	U-BOLT, 3/4-10 X 6-13/16 X 5-3/4	2
8	3K683	BRACKET	1
9	1-512-010005-15	NUT, HEX SLFLKG GRB 3/4-10	4
10	9K616	U-BOLT, 5/8-11 X 4 11/16 X 7 1/2	4
11	1-512-010005-13	NUT, HEX SLFLKG GRB 5/8-11	8
12	3K678	ARM WELDMENT	2
13	8D099	CLEVIS PIN	2
14	1-654-010055-04	SCREW, HEX CAP, 1/2-13UNC X 1-3/4	18
15	1-512-010005-09	NUT, HEX, SLFLKG, 1/2-13, GRB	30
16	3J552	BRACKET-L.H.	3
17	3J561	U-BOLT, 1/2-13 X 7-1/2 X 4-1/2	6
18	3J551	BRACKET-R.H.	3
19	3J557	ADJ. ANGLE-L.H.	3
20	3J556	ADJ. ANGLE-R.H.	3

## Rear Hitch - Optional

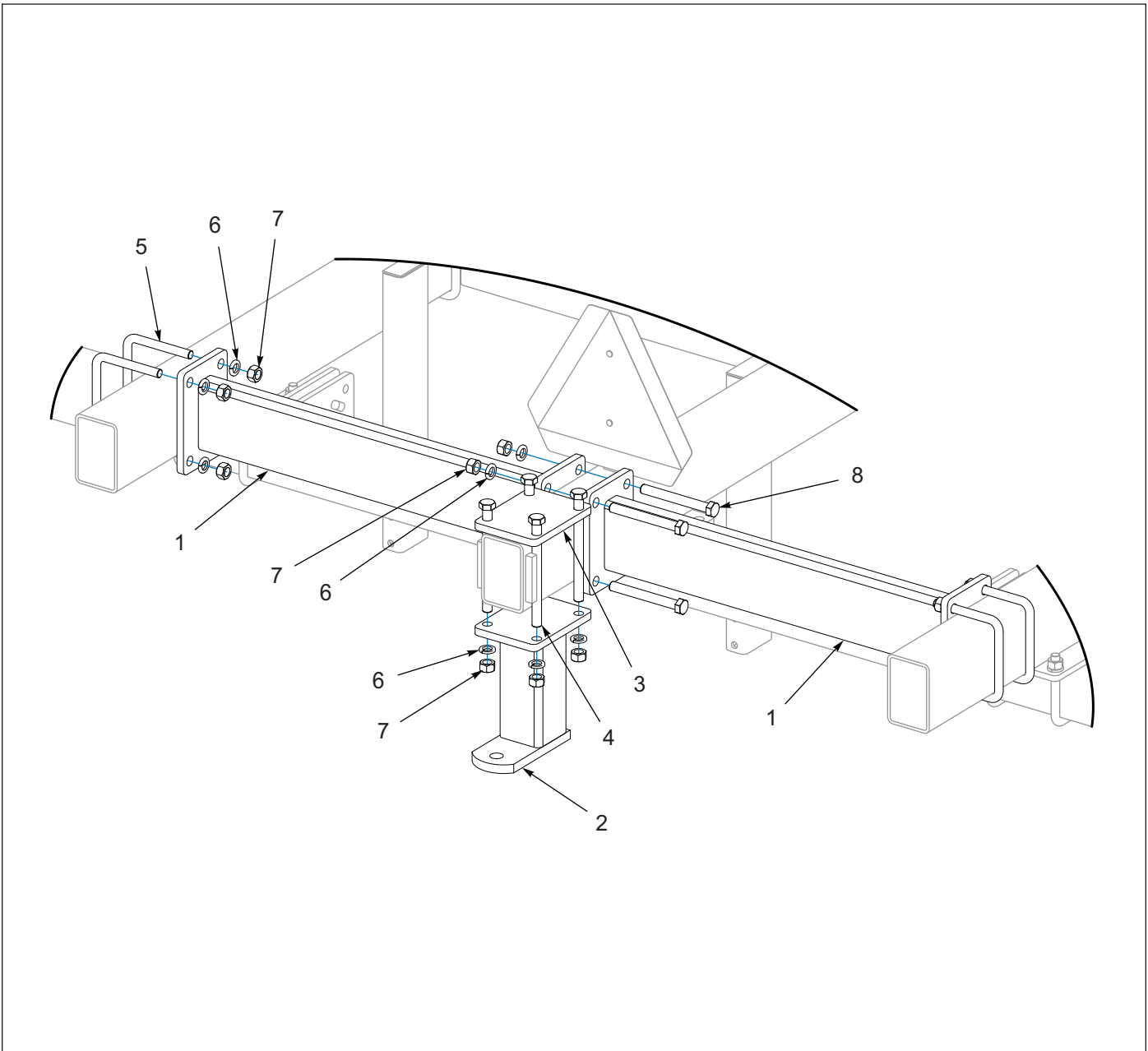


Figure 1-44: Rear Hitch - Optional

## Rear Hitch - Optional

ITEM	PART NUMBER	DESCRIPTION	QTY
	9J545	WL360 REAR HITCH KIT	1
1	3J481	TUBE ASSEMBLY	2
2	9J548	HITCH WELDMENT	1
3	2J847	PLATE	1
4	1-654-010061-23	SCREW, HEX CAP 3/4-10UNC X 9, GR5	4
5	3J450	U-BOLT, 3/4-10 X 6-13/16 X 5-3/4	4
6	1-861-010034-17	WASHER, LKG, HLCL SPR, 3/4	16
7	1-512-010007-12	NUT, HEX 3/4-10 X 6-1/2, GR5	16
8	100855	SCREW, HHCS, 3/4-10 X 6-1/2, GR5	4



# Hydraulic Cylinder, 3 x 6 - Prince

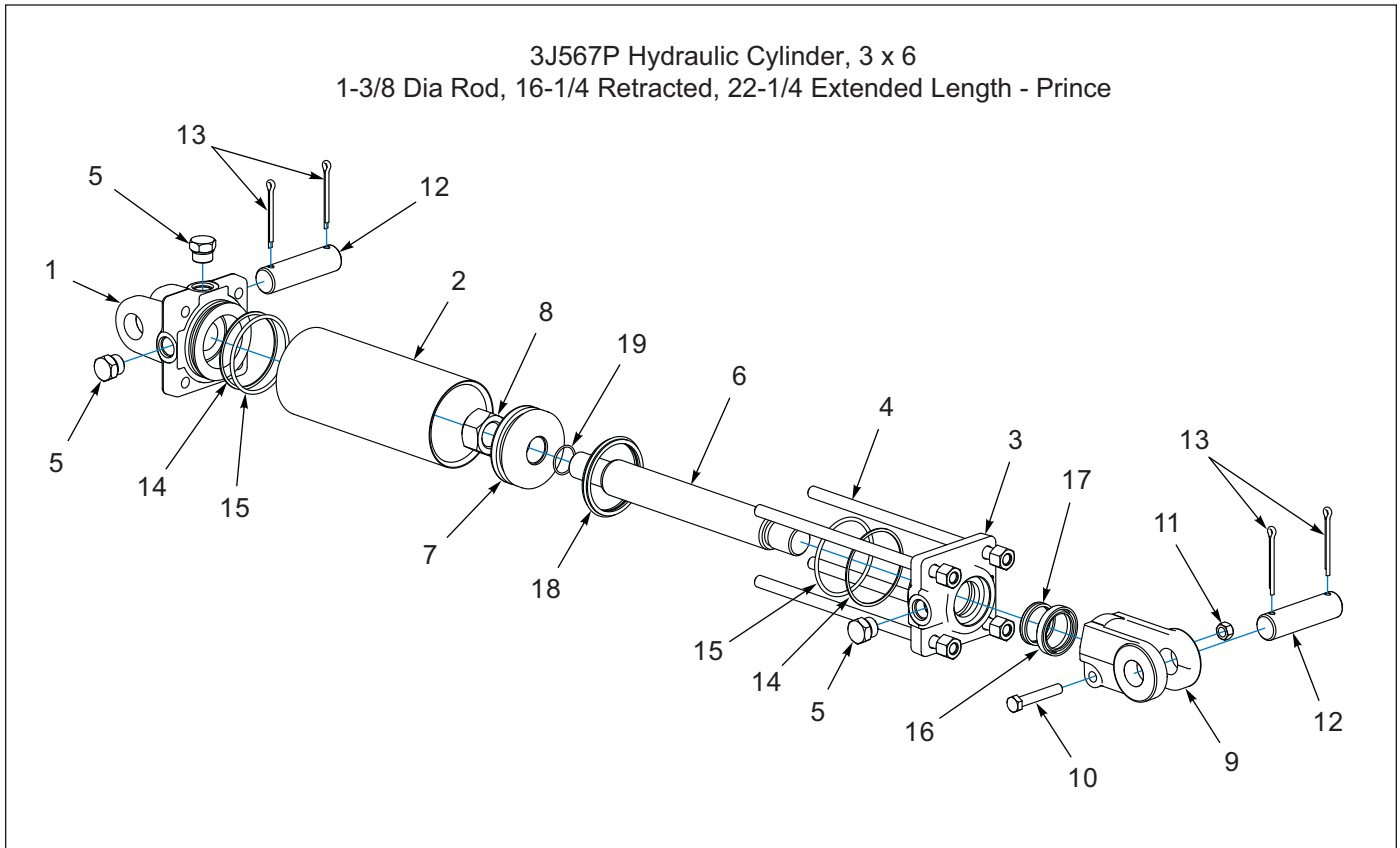


Figure 1-45: Hydraulic Cylinder, 3 x 6 - Prince

# Hydraulic Cylinder, 3 x 6 - Prince

ITEM	PART NUMBER	DESCRIPTION	QTY
	3J567	HYD CYLINDER - 3 X 6	1
1	-----	BASE CLEVIS	1
2	-----	TUBE, CYL	1
3	-----	ROD CAP	1
4	-----	TIE ROD ASSEMBLY	4
5	1-007-010025	PLUG, 3/4-16 O-RING BOSS	3
6	-----	PISTON ROD	1
7	-----	PISTON	1
8	-----	PISTON NUT	1
9	9D481	ROD CLEVIS	1
10	1-654-010051-10	SCREW, HX CP3/8-16X2-1/4 GR5	1
11	1-512-010005-05	NUT,HEX,SLFLKG GRB 3/8-16	1
12	5J650	PIN,1.0 X 3.625 H2	2
13	110-4224	PIN, COTTER 3/16 X 2IN LG	4
14	-----	B/U WASHER	2
15	-----	O-RING	2
16	-----	ROD WIPER	1
17	-----	U-CUP	1
18	-----	PISTON SEAL	1
19	-----	PISTON O-RING	1
20	3J117	SEAL KIT (2 KIT PACKAGES) (INCLUDES ITEMS 14-19)	1

### Hydraulic Cylinder, 4 x 24 - Lion - 671666 (After 01/15/2008)

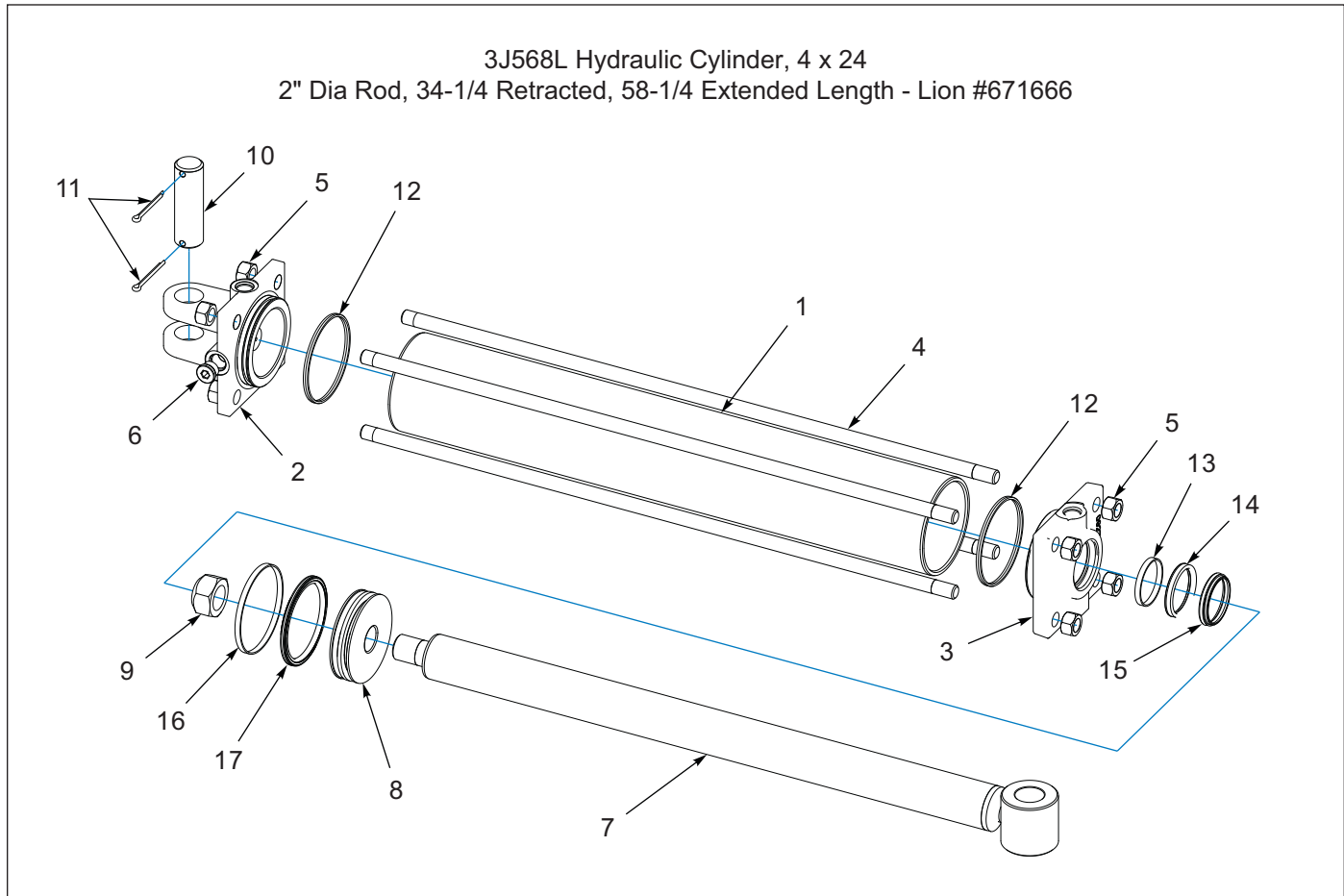
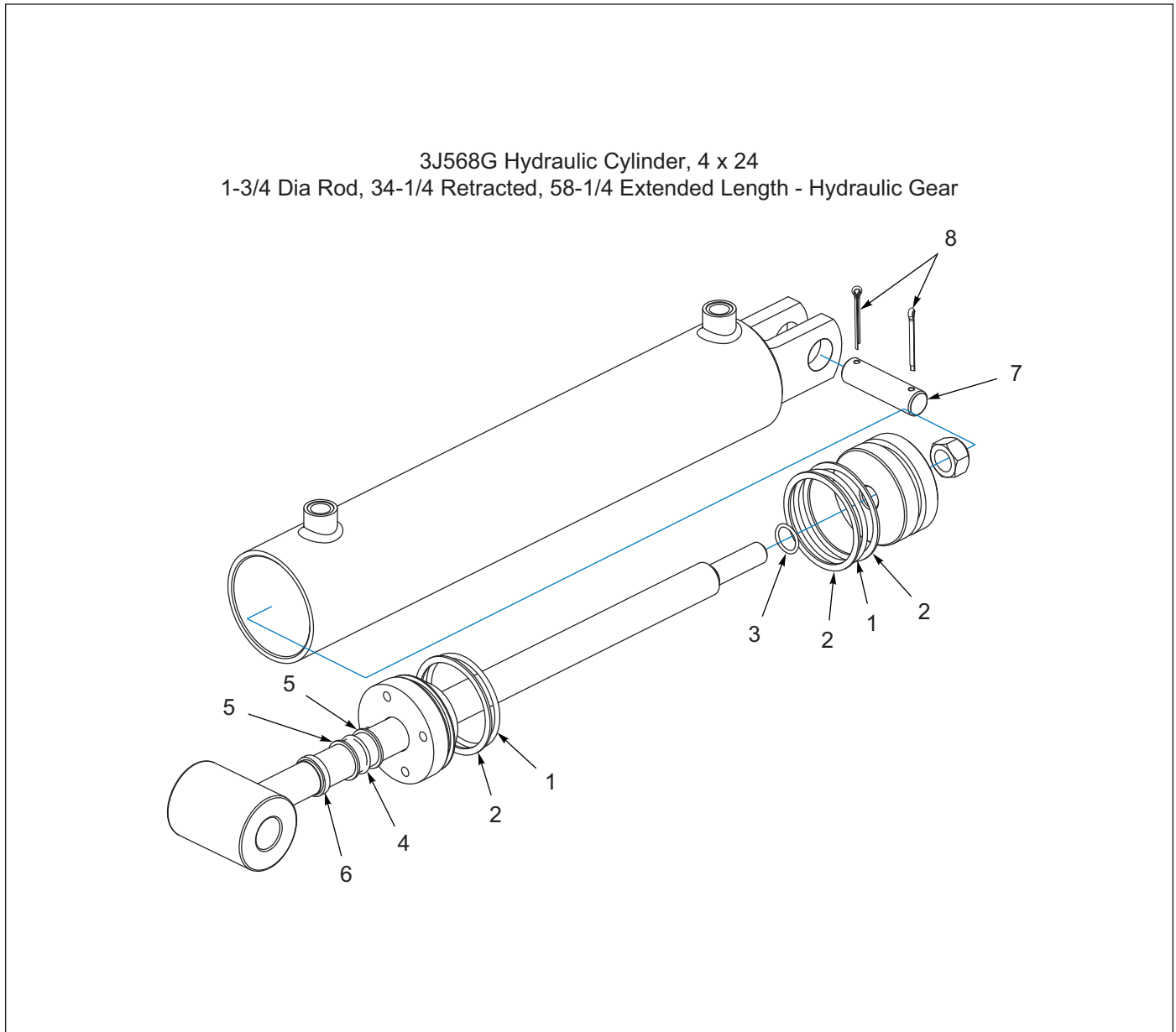


Figure 1-46: Hydraulic Cylinder, 4 x 24 - Lion - 671666 (After 01/15/2008)

### Hydraulic Cylinder, 4 x 24 - Lion - 671666 (After 01/15/2008)

ITEM	PART NUMBER	DESCRIPTION	QTY
	3J568	HYD CYLINDER - 4 X 24 (LION)	1
1	-----	TUBE	1
2	-----	CLEVIS CAP	1
3	-----	ROD CAP	1
4	-----	TIE ROD	4
5	1-511-010002-07	NUT HEX JAM,5/8-18UNF GR2	8
6	-----	PLUG,SOCKET HEAD 3/4-16	1
7	-----	ROD WELDMENT	1
8	-----	PISTON	1
9	8J852	NUT,LOCK 1-1/8-12,GrB,ZP	1
10	4J549	PIN,1.25 x 4.0 H2	1
11	110-4224	PIN,COTTER 3/16 X 2IN LG	2
12	-----	WEAR RING 2.12-2.00-0.250	2
13	-----	SEAL SURCON U-CUP RU9 2.00	1
14	-----	SEAL WIPER 2.00 WNUC TSS	1
15	-----	SEAL DUAL 4.00	2
16	-----	WEAR RING 4.00-3.88-0.250	1
17	-----	SEAL SURCON WYNSEAL 4.00	1
18	1P745	SEAL KIT (INCLUDES ITEMS 12-17)	1

**Hydraulic Cylinder, 4 x 24 - Hydraulic Gear (Before 01/15/2008)**

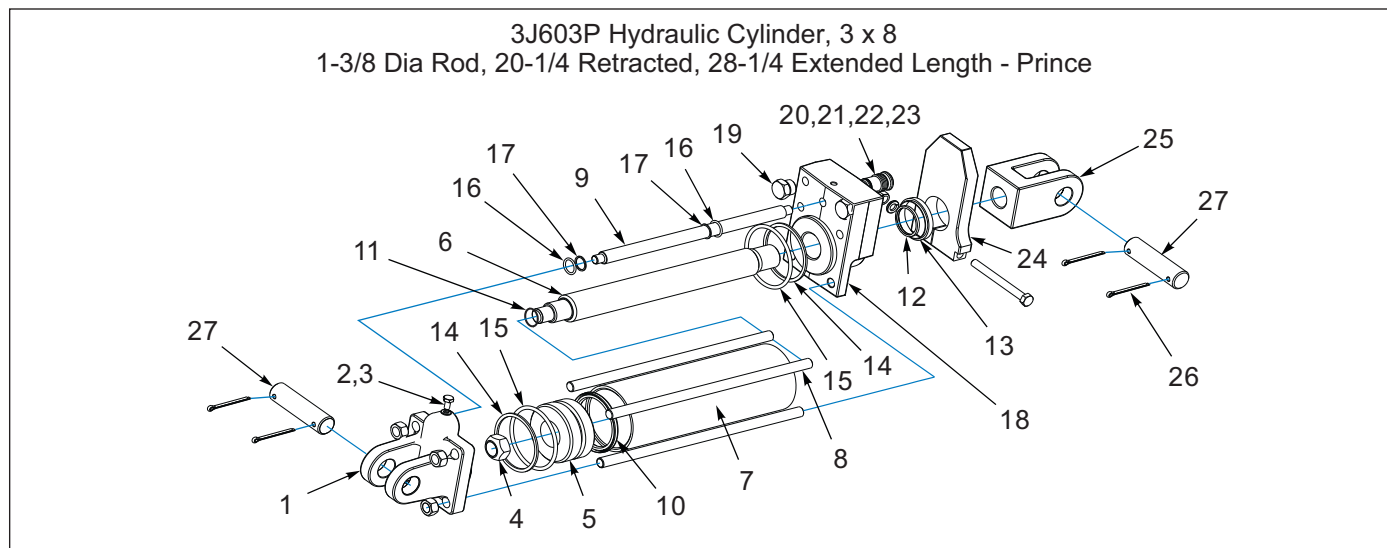


**Figure 1-47: Hydraulic Cylinder, 4 x 24 - Hydraulic Gear (Before 01/15/2008)**

**Hydraulic Cylinder, 4 x 24 - Hydraulic Gear (Before 01/15/2008)**

ITEM	PART NUMBER	DESCRIPTION	QTY
	3J568	HYD CYLINDER - 4 X 24	1
1	-----	O RING	2
2	-----	BACK-UP RING	3
3	-----	SEAL	1
4	-----	ROD SEAL	1
5	-----	BACK UP RING	2
6	-----	WIPER	1
7	3J771	CYLINDER PIN	1
8	1-557-010362-63	PIN,COTTER 1/4X2, ZP	2
9	1J956	SEAL KIT (INCLUDES ITEMS 1-6)	1

## Hydraulic Cylinder, 3 x 8 - Prince



**Figure 1-48: Hydraulic Cylinder, 3 x 8 - Prince**

## Hydraulic Cylinder, 3 x 8 - Prince

ITEM	PART NUMBER	DESCRIPTION	QTY
	3J603	HYDRAULIC CYLINDER 3 X 8	1
1	-----	BUTT ( <b>BASE</b> )	1
2	-----	NYLTITE SEAL	1
3	3J730	CAPSCREW	1
4	6D918	LOCK NUT ( <b>3/4-16</b> )	1
5	-----	PISTON	1
6	-----	PISTON, ROD	1
7	3J719	TUBE, CYL	1
8	3J721	TIE ROD	4
9	3J720	MANIFOLD TUBE	1
10	-----	URETHANE SEAL	1
11	-----	O-RING	1
12	-----	U-CUP	1
13	-----	WIPER	1
14	-----	BACK-UP WASHER	2
15	-----	O-RING	2
16	-----	O-RING	2
17	-----	BACK-UP WASHER	2
18	7J050	GLAND ( <b>WITH PORTS REQUIRING O-RINGS</b> )	1
18	3J726	GLAND ( <b>WITH PIPE THREADS</b> )	1
19	1-007-010025	PLUG, 3/4-16 O-RING BOSS	1
20	9J638	VALVE ASSEMBLY	1
21	-----	O-RING	1
22	-----	O-RING	1
23	-----	BACK-UP WASHER	1
24	9J804	STRIKER PLATE ASM-5K695 - DEA	1
25	-----	CLEVIS ASSEMBLY	1
26	110-4224	PIN,COTTER-3/16 X 2IN LG	4
27	5J650	CLEVIS PIN	2
28	3J729	SEAL KIT ( <b>INCLUDES ITEMS 10-17</b> )	1

# Hydraulic Cylinder, 3 x 8 - Cross

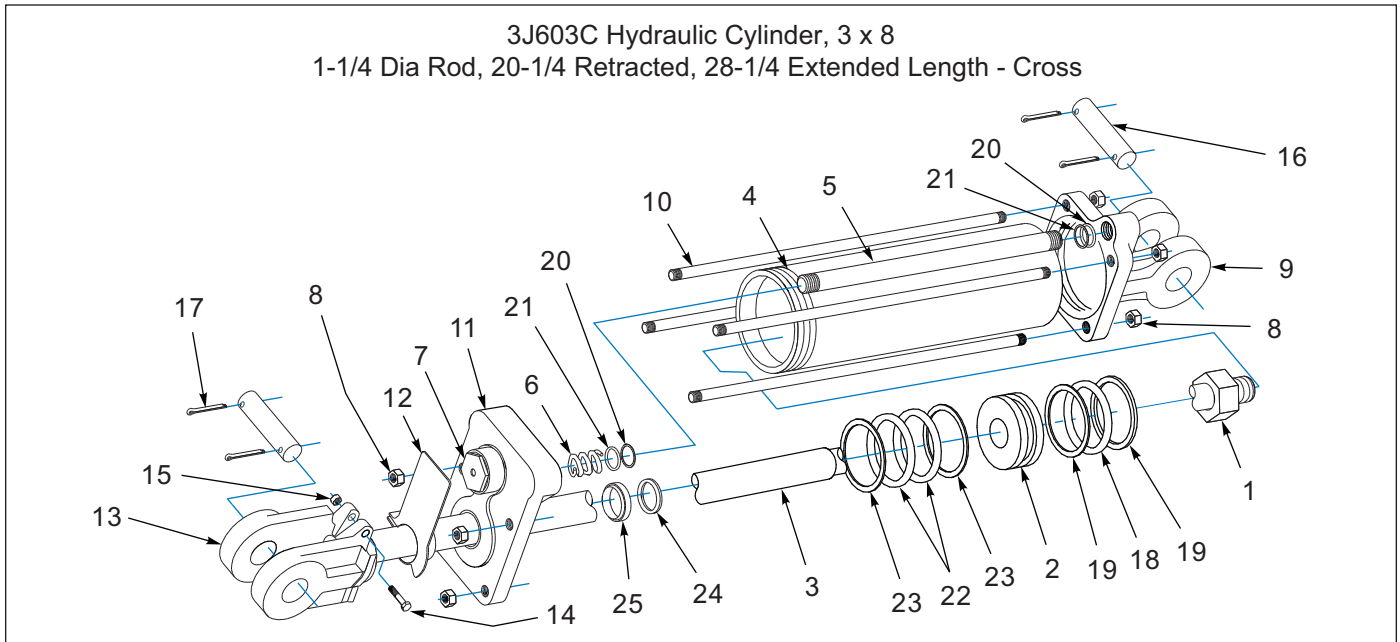


Figure 1-49: Hydraulic Cylinder, 3 x 8 - Cross

# Hydraulic Cylinder, 3 x 8 - Cross

ITEM	PART NUMBER	DESCRIPTION	QTY
	3J603	HYD CYLINDER	1
1	5K684	NUT	1
2	5K685	PISTON	1
3	5K686	ROD	1
4	5K687	TUBE	1
5	5K688	FEED TUBE	1
6	5K689	SPRING	1
7	5K690	CARTRIDGE ASSEMBLY	1
8	5K691	NUT	8
9	5K692	BASE CLEVIS	1
10	5K693	TIE ROD	4
11	5K694	HEAD	1
12	5K695	ACTUATOR ASSEMBLY	1
13	5K696	ROD CLEVIS	1
14	5K697	CAPSCREW	1
15	5K698	NUT	1
16	7J067	CLEVIS PIN, 1 X 4	2
17	110-4224	PIN,COTTER-3/16 X 2IN LG	4
18	-----	O-RING	1
19	-----	BACK-UP RING	2
20	-----	BACK-UP RING	2
21	-----	O-RING	2
22	-----	O-RING	2
23	-----	BACK-UP RING	2
24	-----	U-CUP	1
25	-----	WIPER	1
26	5K699	SEAL KIT (INCLUDES ITEMS 18 - 25)	1

## Hydraulic Cylinder, 4 x 16 - Prince

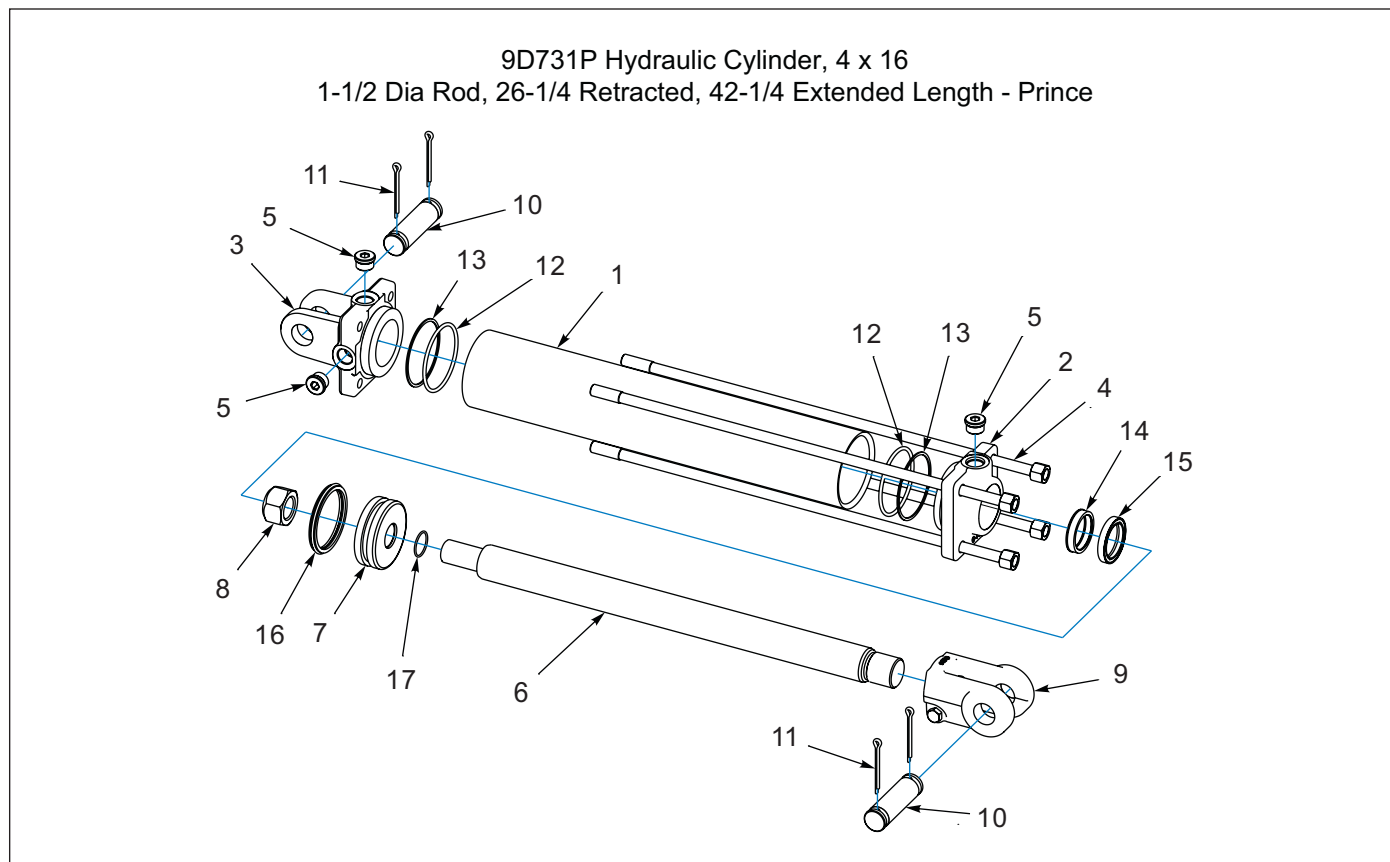


Figure 1-50: Hydraulic Cylinder, 4 x 16 - Prince

## Hydraulic Cylinder, 4 x 16 - Prince

ITEM	PART NUMBER	DESCRIPTION	QTY
	9D731	HYD CYLINDER - 4 X 16	1
1	-----	TUBE	1
2	-----	GLAND	1
3	147375	BUTT	1
4	-----	TIE ROD STUD W/HEX NUT	4
5	121029	PLUG,#8 SAE MOR BOSS HX SKT	3
6	-----	PISTON ROD	1
7	-----	PISTON	1
8	220000211	PISTON LOCKNUT	1
9	236929	CLEVIS ASSEMBLY (INCLUDES ITEM 10)	1
10	236932	BUSHING	2
11	190400035	PIN,HR CYL CLEVIS 1 X 4	2
12	110-4224	PIN,COTTER-3/16 X 2IN LG	4
13	-----	O-RING	2
14	-----	BU-WASHER	2
15	-----	U-CUP	1
16	-----	CANNED WIPER	1
17	-----	PISTON BEARING RING	1
18	-----	CROWN SEAL	1
19	-----	O-RING	1
20	236926	SEAL KIT,PMCK-CG-0119 (INCLUDES ITEMS 13-19)	1

### Hydraulic Cylinder, 4 x 16 - Lion - 671663 (After 01/15/2008)

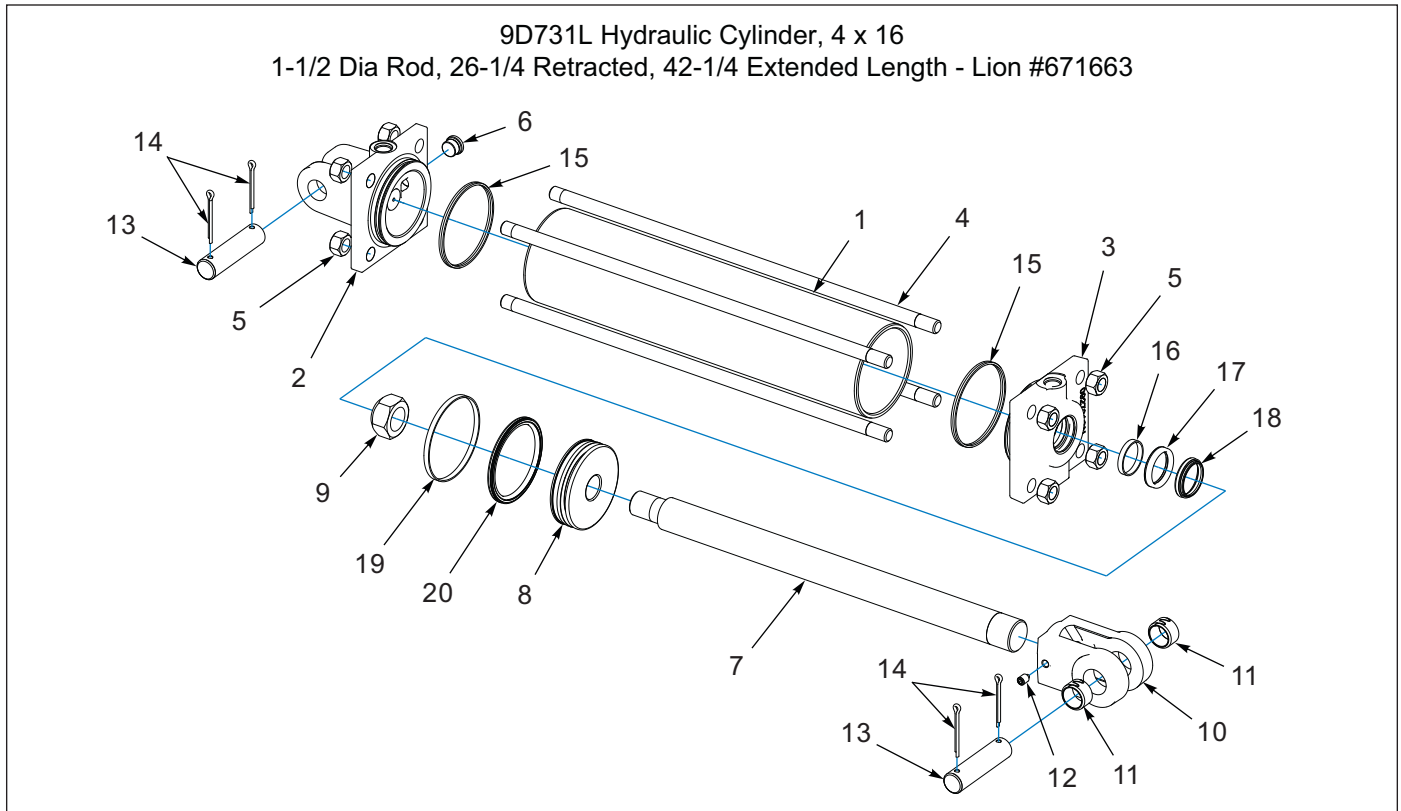


Figure 1-51: Hydraulic Cylinder, 4 x 16 - Lion - 671663 (After 01/15/2008)

### Hydraulic Cylinder, 4 x 16 - Lion - 671663 (After 01/15/2008)

ITEM	PART NUMBER	DESCRIPTION	QTY
	9D731	HYD CYLINDER - 4 X 16	1
1	-----	TUBE	1
2	-----	CLEVIS CAP	1
3	-----	ROD CAP	1
4	-----	TIE ROD	4
5	1P805	NUT,HEX SLFLKG GRB 3/4-16	8
6	-----	PLUG,SOCKET HEAD 3/4-16	1
7	-----	ROD	1
8	-----	PISTON	1
9	8J852	NUT,LOCK 1-1/8-12,GrB,ZP	1
10	2P740	ROD CLEVIS W/BUSHINGS (INCLUDES ITEMS 11 AND 12)	1
11	3P079	SPRING BUSHING,1.0x1.25x0.75	2
12	1P443	SET SCREW,3/8-16 x 1/2 NYLON TIP	1
13	7J067	PIN,1.0 x 4.0 H2	2
14	110-4224	PIN,COTTER 3/16 X 2IN LG	4
15	-----	SEAL DUAL 4.00	2
16	-----	WEAR RING 1.63-1.50-0.250	1
17	-----	SEAL ZURCON U-CUP RU9 1.50	1
18	-----	SEAL WIPER 1.50 WNUC TSS	1
19	-----	WEAR RING 4.00-3.88-0.250	1
20	-----	SEAL SURCON WYNSEAL 4.00	1
21	1P745	LION CYLINDER SEAL KIT (4.0") (INCLUDES ITEMS 15-20)	1

### Hydraulic Cylinder, 4 x 16 - Hydraulic Gear (Before 01/15/2008)

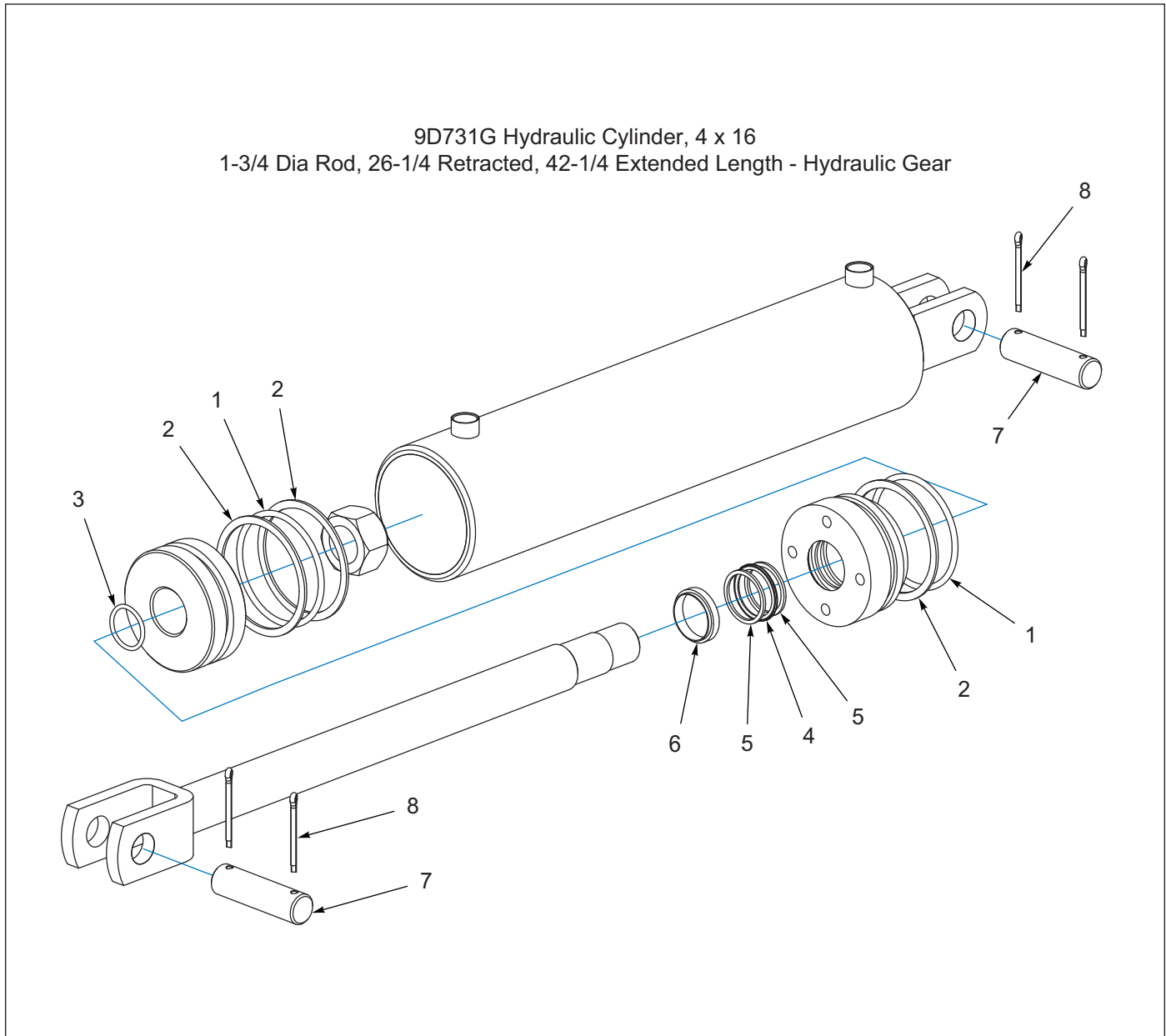



Figure 1-52: Hydraulic Cylinder, 4 x 16 - Hydraulic Gear (Before 01/15/2008)

### Hydraulic Cylinder, 4 x 16 - Hydraulic Gear (Before 01/15/2008)

ITEM	PART NUMBER	DESCRIPTION	QTY
	9D731	HYD CYLINDER - 4 X 16	1
1	-----	O-RING	2
2	-----	BACK-UP RING	3
3	-----	O-RING	1
4	-----	ROD SEAL	1
5	-----	BACK-UP RING	2
6	-----	WIPER	1
7	5J650	CYLINDER PIN	2
8	110-4224	PIN,COTTER 3/16 X 2IN LG	4
9	1J956	SEAL KIT (INCLUDES ITEMS 1-6)	1



Decals



ITEM 1  
3K706



ITEM 2  
2-573-010198



ITEM 4  
3J684



ITEM 3  
4K036



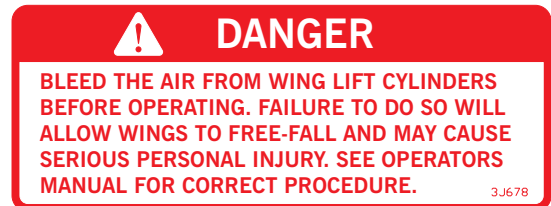
ITEM 5  
3J675



ITEM 7  
2P151



ITEM 8  
144193



ITEM 6  
3J678



ITEM 9 - 528933



ITEM 10 - 528934



ITEM 11 - 528938



ITEM 12  
232191



ITEM 13  
1-573-010006

Figure 1-53: Decals

## Decals

ITEM	PART NUMBER	DESCRIPTION	QTY
1	3K706	DECAL-WARNING HYDRAULIC LEAKS	1
2	2-573-010198	DECAL, MEMBER FEMA	1
3	4K036	DECAL-BRILLION (2 3/4 X 20)	10
4	3J684	"CAUTION" DECAL	2
5	3J675	"STAND CLEAR" DECAL	6
6	3J678	"DANGER" DECAL	1
7	2P151	SMV W/BRACKET	1
8	144193	DECAL, SIS 20 MPH	1
9	528933	REFLECTOR - RED	2
10	528934	REFLECTOR - YELLOW	6
11	528938	STRIPE, ORANGE	2
12	232191	DECAL, QR CODE PULVIMULCHER	1
13	1-573-010006	PLACARD, NAME	1
14	184138	RIVET, BLIND .187 X 3/16 GRIP ( <b>HARDWARE FOR ITEM 13</b> )	2

# Decal Locations

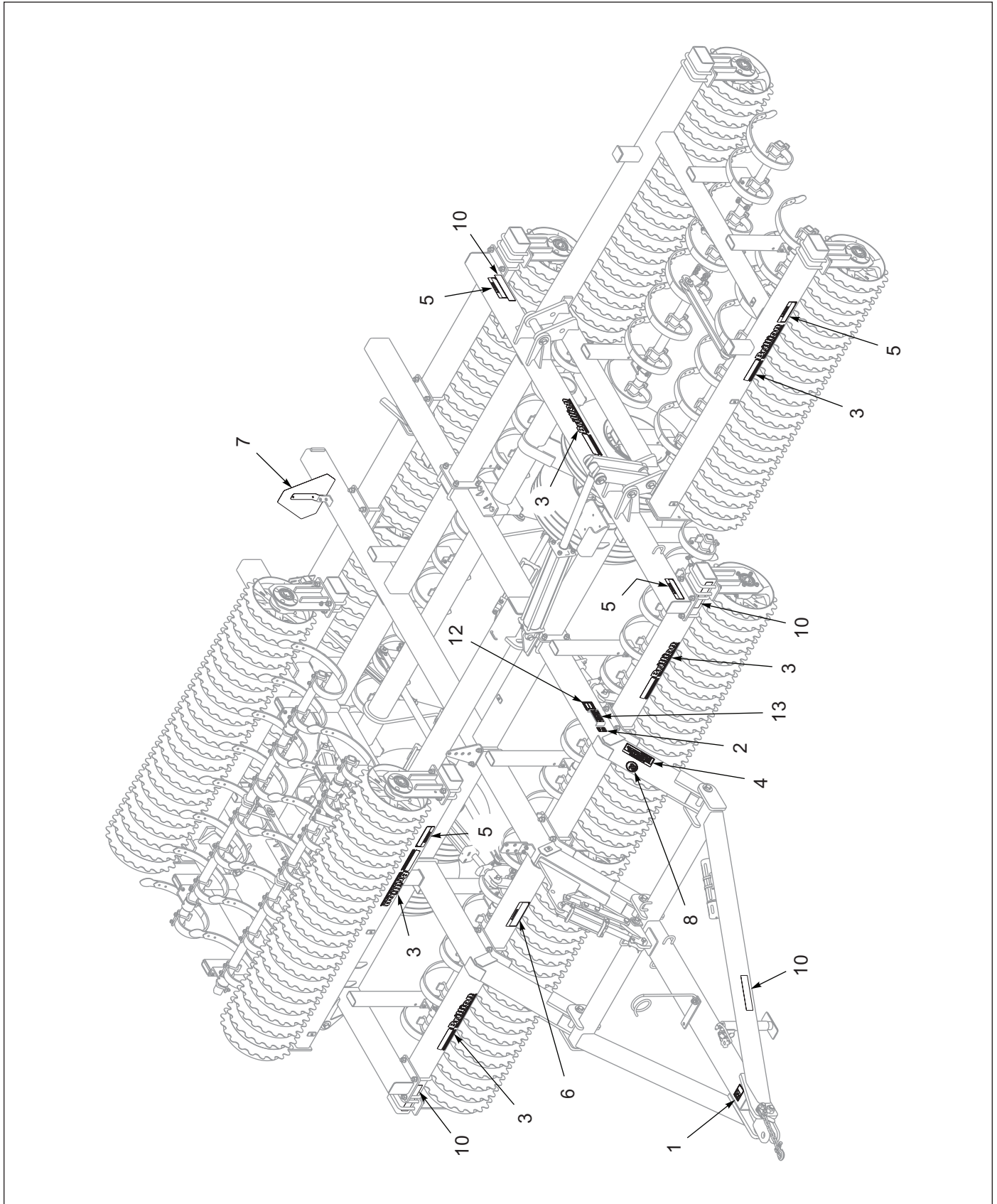


Figure 1-54: Decal Locations (1 of 2)

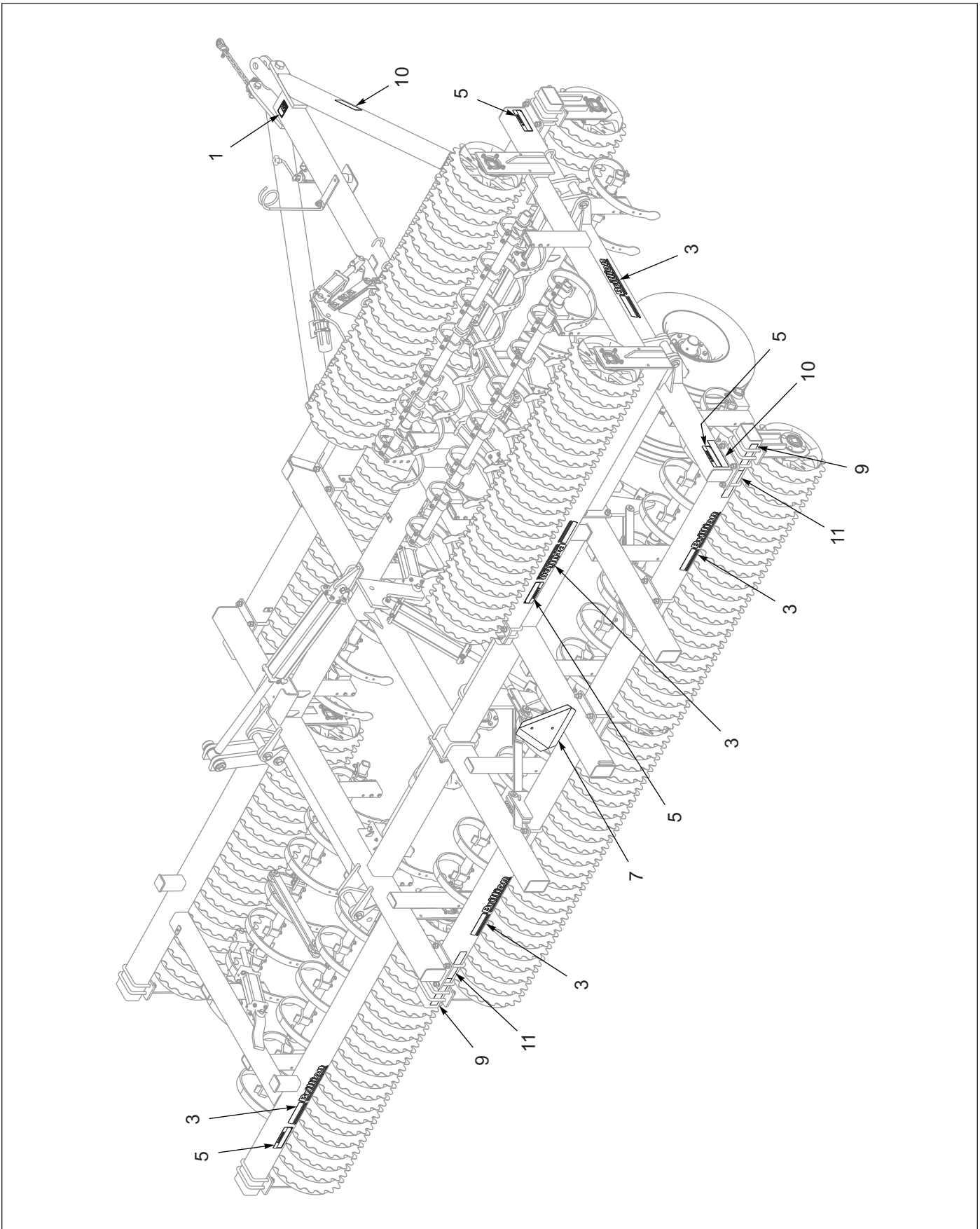


Figure 1-55: Decal Locations (2 of 2)

## Glossary

For clarity this glossary of industry standard abbreviations and their definitions are provided. For additional information, see instruction on the first page of the parts chapter or the last page of this manual.

**A**

**ASM** ..... Assembly

**B**

**BATT** ..... Battery  
**BHSC** ..... Button Head Socket Cap  
**BLK** ..... Black

**C**

**CB** ..... Carriage Bolt  
**CONN** ..... Connector  
**CRG** ..... Carriage  
**CTSK** ..... Countersunk  
**CTWT** ..... Counterweight  
**CVR** ..... Cover  
**CYD** ..... Cylinder

**D**

**DBL** ..... Double  
**DIA** ..... Diameter

**E**

**ENCLSD** ..... Enclosed

**F**

**FHCS** ..... Flanged Head Cap Screw  
**FHHCS** ..... Flanged Hex Head Cap Screw  
**FL OR FLG** ..... Flange  
**FLT** ..... Flat

**G**

**GA** ..... Gauge

**H**

**HHCS** ..... Hex Head Cap Screw  
**HCS** ..... High Carbon Steel  
**HD** ..... Head  
**HLCL** ..... Helical  
**HCSKT** ..... Hex Socket  
**HSFC** ..... Hex Socket Flat Countersunk  
**HYD** ..... Hydraulic

**I**

**ID** ..... Inside Diameter

**L**

**LH** ..... Lefthand  
**LKG OR LOCK** ..... Locking  
**LWR** ..... Lower

**M**

**MANF** ..... Manifold  
**MNT** ..... Mount

**N**

**NRW** ..... Narrow  
 ----- ..... Not Serviced Separately

**O**

**OD** ..... Outside Diameter  
**OHG** ..... Overhead Guard  
**ORFS OR ORS** ..... O-Ring Seal  
**ORP OR ORB** ..... O-Ring Boss

**P**

**P-STEER** ..... Power Steering  
**PTFE** ..... Polytetrafluoroethylene (Teflon)

---

**R**

RH ..... Righthand  
RND ..... Round

---

**S**

SER ..... Series  
SHCS ..... Socket Head Cap Screw  
SHLD ..... Shield  
SKT ..... Socket  
SLFLKG ..... Selflocking  
SOC ..... Socket  
SPDT ..... Single Pole Double Throw  
SPR ..... Spring  
SQ ..... Square  
SRTD ..... Serrated  
SSCR ..... Setscrew  
SST ..... Stainless Steel  
STD ..... Standard

---

**U**

UPR ..... Upper

---

**W**

WHL ..... Wheel  
WLD OR WLDMT ..... Weldment

**Numerics**

1-007-010025 .....	1-65, 1-68	147375 .....	1-70
100855 .....	1-3, 1-5, 1-64	1-511-010002-07 .....	1-66
101385 .....	1-13	1-512-010005-01 .....	1-55
102-1170 .....	1-45, 1-47, 1-48	1-512-010005-05 .....	1-55, 1-65
104032 .....	1-3, 1-5	1-512-010005-09 .....	1-3, 1-5, 1-8, 1-17, 1-19, 1-37, 1-39, 1-63
105-0093 .....	1-13	1-512-010005-13 .....	1-63
105-0228 .....	1-55	1-512-010005-15 .....	1-63
105874 .....	1-55, 1-56	1-512-010005-19 .....	1-13
1-076-010007 .....	1-9	1-512-010007-07 .....	1-40, 1-41, 1-59
1-076-010010 .....	1-9	1-512-010007-09 .....	1-3, 1-5, 1-17, 1-19, 1-20, 1-21, 1-22, 1-23, 1-28, 1-33, 1-35, 1-37, 1-39, 1-40, 1-41, 1-56, 1-59, 1-60
108417 .....	1-56	1-512-010007-11 .....	1-3, 1-5, 1-13, 1-33, 1-35, 1-37, 1-39
108628 .....	1-43	1-512-010007-12 .....	1-3, 1-5, 1-7, 1-15, 1-17, 1-19, 1-64
110-0344 .....	1-9	151508 .....	1-13
110-0351 .....	1-7, 1-33, 1-35, 1-37, 1-39	153843 .....	1-43, 1-45
110-0354 .....	1-63	1-557-010362-51 .....	1-13
1-104-010001 .....	1-7, 1-9	1-557-010362-63 .....	1-67
110-4224 .....	1-65, 1-66, 1-68, 1-69, 1-70, 1-71, 1-72	1-573-010006 .....	1-74
1-116-010019 .....	1-13	164700 .....	1-55
116100 .....	1-13, 1-15	1-654-010047-08 .....	1-55
1-161-010003 .....	1-9	1-654-010047-09 .....	1-55
117163 .....	1-43, 1-48	1-654-010049-05 .....	1-3, 1-5
121029 .....	1-70	1-654-010049-06 .....	1-43
122343 .....	1-7	1-654-010051-10 .....	1-65
122910 .....	1-43, 1-48	1-654-010051-15 .....	1-40, 1-41, 1-59
122911 .....	1-43, 1-45, 1-47	1-654-010055-03 .....	1-3, 1-5, 1-60
1-397-010369036 .....	1-43, 1-45, 1-47	1-654-010055-04 .....	1-40, 1-41, 1-59, 1-63
140594 .....	1-9	1-654-010055-12 .....	1-8
140595 .....	1-9	1-654-010055-15 .....	1-3, 1-5, 1-17, 1-19
141434 .....	1-13	1-654-010055-18 .....	1-5, 1-19
141826 .....	1-45, 1-48	1-654-010059-05 .....	1-13
141828 .....	1-45, 1-47, 1-48	1-654-010061-23 .....	1-7, 1-64
147072 .....	1-13, 1-15	1-654-010070-03 .....	1-20, 1-21
147123 .....	1-43, 1-45, 1-47		

1-654-010070-11	1-37, 1-39	1K589	1-9
1-654-010080-2	1-28	1K892	1-8
170969	1-3, 1-5	1P292	1-45, 1-47
170975	1-3, 1-5	1P443	1-71
174435	1-55	1P745	1-66, 1-71
174436	1-55	1P805	1-71
174437	1-55	1P937	1-43
175151	1-55	1P938	1-43
175152	1-55	1P995	1-43
177558	1-15, 1-26	202702-8-8S	1-45, 1-47, 1-48
177559	1-15, 1-17, 1-19, 1-26	204385	1-10
177560	1-15, 1-17, 1-19	205353	1-55
177561	1-15, 1-17, 1-19	2062-8-8S	1-45
177562	1-15	2071-8-8S	1-45, 1-47
177563	1-63	220000211	1-70
177568	1-63	230908	1-10
178506	1-55	230909	1-10
178529	1-55	232191	1-74
184138	1-74	236926	1-70
184610	1-5, 1-19, 1-37, 1-39	236929	1-70
1-861-010032-06	1-55	236932	1-70
1-861-010032-09	1-3, 1-5	2C628	1-33, 1-35
1-861-010032-11	1-40, 1-41, 1-59	2C643	1-7
1-861-010032-15	1-40, 1-41, 1-59	2J094	1-33, 1-35, 1-37, 1-39
1-861-010032-19	1-7, 1-13	2J155	1-37, 1-39
1-861-010032-21	1-7, 1-33, 1-35, 1-37, 1-39	2J847	1-64
1-861-010032-24	1-13, 1-63	2J858	1-13
1-861-010034-11	1-40, 1-41, 1-59	2P151	1-3, 1-5, 1-74
1-861-010034-13	1-3, 1-5, 1-17, 1-19, 1-20, 1-21, 1-22, 1-23, 1-28, 1-33, 1-35, 1-37, 1-39, 1-40, 1-41, 1-56, 1-59, 1-60	2P253	1-55
1-861-010034-15	1-3, 1-5, 1-13, 1-33, 1-35, 1-37, 1-39	2P721	1-9
1-861-010034-17	1-3, 1-5, 1-7, 1-15, 1-17, 1-19, 1-64	2P740	1-71
190400035	1-70	3J117	1-65
199588	1-55	3J131	1-17, 1-19, 1-20, 1-21, 1-22, 1-23
1D594	1-13	3J394	1-9
1J956	1-67, 1-72	3J396	1-9
1K588	1-8, 1-9	3J397	1-9
		3J402	1-7, 1-8
		3J449	1-15



3J450	1-3, 1-5, 1-15, 1-17, 1-19, 1-63, 1-64	3K678	1-63
3J481	1-64	3K683	1-63
3J493	1-35, 1-39	3K694	1-63
3J495	1-33, 1-37	3K706	1-74
3J496	1-13, 1-15	3K959	1-13
3J497	1-15	3P079	1-71
3J508	1-13	4C856	1-7, 1-63
3J509	1-13	4D198	1-7, 1-33, 1-35, 1-37, 1-39
3J512	1-15	4D386	1-33, 1-35
3J513	1-13	4J549	1-66
3J533	1-15	4J918	1-55, 1-56
3J551	1-60, 1-63	4K036	1-74
3J552	1-60, 1-63	4K183	1-11
3J556	1-60, 1-63	4K751	1-56
3J557	1-60, 1-63	4K772	1-56
3J559	1-60, 1-63	4K773	1-56
3J560	1-60	4K797	1-56
3J561	1-60, 1-63	4K800	1-56
3J566	1-7	4K828	1-56
3J567	1-13, 1-43, 1-45, 1-65	528933	1-55, 1-74
3J568	1-15, 1-43, 1-48, 1-66, 1-67	528934	1-55, 1-74
3J598	1-7	528938	1-55, 1-74
3J603	1-33, 1-35, 1-37, 1-39, 1-43, 1-47, 1-68, 1-69	5C078	1-33, 1-35, 1-37, 1-39
3J604	1-11	5D921	1-33, 1-35, 1-37, 1-39
3J607	1-13	5J080	1-37, 1-39
3J615	1-56	5J375	1-24, 1-26, 1-27, 1-28
3J675	1-74	5J609	1-37, 1-39
3J678	1-74	5J616	1-33, 1-35, 1-37, 1-39
3J684	1-74	5J650	1-65, 1-68, 1-72
3J719	1-68	5K684	1-69
3J720	1-68	5K685	1-69
3J721	1-68	5K686	1-69
3J726	1-68	5K687	1-69
3J729	1-68	5K688	1-69
3J730	1-68	5K689	1-69
3J771	1-67	5K690	1-69
3J881	1-13	5K691	1-69
3K045	1-17, 1-19, 1-20, 1-21, 1-22, 1-23	5K692	1-69

5K693 .....	1-69	9J043 .....	1-7
5K694 .....	1-69	9J090 .....	1-3, 1-17, 1-33, 1-35
5K695 .....	1-69	9J091 .....	1-5, 1-19, 1-37, 1-39
5K696 .....	1-69	9J497 .....	1-13
5K697 .....	1-69	9J502 .....	1-29
5K698 .....	1-69	9J503 .....	1-29
5K699 .....	1-69	9J511 .....	1-24, 1-29
6D333 .....	1-13	9J518 .....	1-15
6D918 .....	1-68	9J519 .....	1-15, 1-17, 1-19
6K103 .....	1-30	9J525 .....	1-15, 1-17, 1-19
6K105 .....	1-30	9J526 .....	1-15, 1-17, 1-19
6K132 .....	1-30	9J533 .....	1-3, 1-5
6K177 .....	1-30	9J534 .....	1-3, 1-5
6K178 .....	1-27	9J540 .....	1-3, 1-5
6K458 .....	1-13	9J545 .....	1-64
6K933 .....	1-7, 1-11	9J548 .....	1-64
71508983 .....	1-43, 1-47	9J555 .....	1-3, 1-5
71508984 .....	1-43, 1-48	9J557 .....	1-3, 1-5
71508985 .....	1-43, 1-45	9J560 .....	1-15, 1-17, 1-19, 1-20
71508992 .....	1-43, 1-45	9J561 .....	1-20, 1-21
7D014 .....	1-37, 1-39	9J565 .....	1-15, 1-21
7D728 .....	1-37, 1-39	9J566 .....	1-3, 1-5, 1-15, 1-22
7J050 .....	1-68	9J567 .....	1-22
7J067 .....	1-69, 1-71	9J568 .....	1-3, 1-5, 1-15, 1-23
8D099 .....	1-13, 1-63	9J569 .....	1-23
8J001 .....	1-24, 1-26	9J570 .....	1-22, 1-23
8J014 .....	1-40, 1-41, 1-59	9J579 .....	1-41, 1-59
8J015 .....	1-40, 1-41, 1-59	9J581 .....	1-40, 1-41, 1-59
8J034 .....	1-40, 1-59	9J582 .....	1-40, 1-41, 1-59
8J172 .....	1-33, 1-35	9J583 .....	1-59
8J852 .....	1-66, 1-71	9J584 .....	1-40, 1-59
8J974 .....	1-11	9J588 .....	1-40, 1-41, 1-59
8K334 .....	1-8	9J593 .....	1-33, 1-35, 1-37, 1-39
9C031 .....	1-28	9J594 .....	1-33, 1-37
9D481 .....	1-65	9J595 .....	1-33, 1-37
9D662 .....	1-33, 1-35	9J596 .....	1-33, 1-37
9D673 .....	1-28	9J597 .....	1-35, 1-39
9D731 .....	1-7, 1-43, 1-45, 1-70, 1-71, 1-72	9J601 .....	1-33, 1-35

9J602 ..... 1-33, 1-35  
9J609 ..... 1-37, 1-39  
9J610 ..... 1-37, 1-39  
9J611 ..... 1-37, 1-39  
9J614 ..... 1-60  
9J619 ..... 1-59  
9J638 ..... 1-68  
9J804 ..... 1-68  
9J811 ..... 1-27  
9J818 ..... 1-25  
9J819 ..... 1-27  
9J821 ..... 1-25, 1-27  
9J822 ..... 1-15  
9J824 ..... 1-15, 1-17, 1-19, 1-25  
9J825 ..... 1-15, 1-17, 1-19, 1-25  
9J852 ..... 1-17, 1-19  
9J930 ..... 1-59  
9K616 ..... 1-3, 1-5, 1-63

**T**

---

TR575 ..... 1-10

# Instructions for Ordering Parts

**\*\* Repair parts must be ordered through an Authorized Dealer \*\***

## DEALER INSTRUCTIONS FOR ORDERING PARTS FROM LANDOLL PARTS DISTRIBUTION CENTER

Phone #: 800-423-4320 or 785-562-5381

Fax #: 888-527-3909

Order online: [dealer.landoll.com](http://dealer.landoll.com)

### IDENTIFICATION PLATE


See Figure 1-1 for the Identification Plate, which lists the model and serial number of the equipment. It is located on the left side of the Pulvi-Mulcher.

### SERIAL NUMBER NOMENCLATURE

The serial number for the Pulvi-Mulcher is located on the identification plate. The following information will help decode the Landoll serial number.

**PMD21000100 = xxmysssss**

<b>xx</b>	= model series (i.e. "PM" for all Pulvi-Mulchers)
<b>m</b>	= month of manufacture (ex. "D" means April. The letter I is not used.)
<b>yy</b>	= last digits of the year manufactured (ex. "21" means 2021)
<b>sssss</b>	= Sequential number used to track warranty and service information.



**Identification Plate**

## Manuals for WL360 Folding Pulvi-Mulcher

Manual Number	Manual Type
9J577	Operator's Manual
9J578	Parts Manual

## Document Control Revision Log:

Date	Form #	Improvement(s): Description and Comments
11/2014	9J578-1114	Complete Update of Drawings and Parts Information
01/2017	9J578-0117	Added LED Safety Warning Lights
11/2021	9J578-1121	ECN 47647 - Update Hyd Cyl
02/2022	9J578-0222	*No Changes to Parts or BOM Added Manual Cannister and Hose Clamps to Parts Manual, Discontinued 9K058 Instruction Sheet
08/2022	9J578-0822	ECN 48308 - Tire and Wheel Asm Change Added QR Code
09/2023	9J578-2309	ECN 49298 - Hub and Spindle Assembly *Revision Format "Year/Month"
06/2024	9J578-2406	ECN 49934, 49941, 50016 - Center Frame Weldment, Drawbar Weldment, Decals



---

# Intertek

Equipment from Landoll Company, LLC is built to exacting standards ensured by ISO 9001 registration at all Landoll manufacturing facilities.

## WL360 Folding Pulvi-Mulcher WL Models - 30' Parts Manual

### Re-Order Part Number 9J578

**LANDOLL COMPANY, LLC**

1900 North Street

Marysville, Kansas 66508

(785) 562-5381

800-428-5655 ~ **WWW.LANDOLL.COM**



Copyright 2024. Landoll Company, LLC

“All rights reserved, including the right to reproduce this material or portions thereof in any form.”

