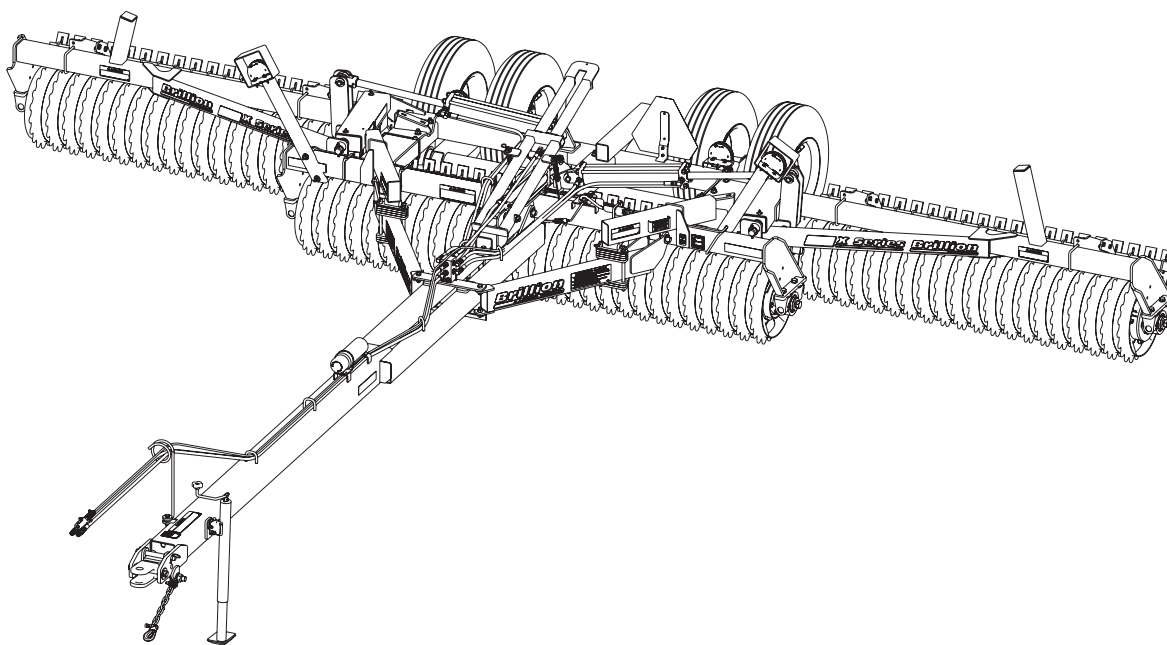




# X Pulverizer Models X20-26 Parts Manual



**LANDOLL COMPANY, LLC**

1900 North Street

Marysville, Kansas 66508

(785) 562-5381

800-428-5655 ~ [WWW.LANDOLL.COM](http://WWW.LANDOLL.COM)

## Manuals for X Pulverizer, 20' through 26' Models

Manual Number	Manual Type
F-788	Operator's Manual
F-787	Parts Manual

# Table of Contents

---

## 1 Illustrated Parts List

Instructions for Ordering Parts .....	1-1
Frame .....	1-2
Transport Lock Linkage .....	1-4
Transport Axle .....	1-5
Hub and Spindle .....	1-6
Wheel Assembly .....	1-7
Drawbar .....	1-8
Wing Frame Installation .....	1-10
Center Frame Roller .....	1-12
Center Frame V-Wheel Roller .....	1-14
Wing Frame Roller .....	1-16
Wing Frame V-Wheel Roller .....	1-18
Trunnion Bearing .....	1-20
Roller Axle Assemblies, Notched Ductile .....	1-22
Roller Axle Assemblies, Crowfoot .....	1-23
Roller Axle Assemblies, Optimizer 5' through 7' .....	1-24
Roller Axle Assemblies, Optimizer 8' and Center .....	1-25
Roller Axle Assemblies, Notched Heavy .....	1-26
Roller Axle Assemblies, Notched Heavy with Sprockets .....	1-27
V-Wheel Roller Axle Assemblies .....	1-28
Axle Assemblies .....	1-29
Axle Clamp .....	1-30
Hydraulic Layout .....	1-32
Hydraulic Schematic .....	1-34
Electrical Layout .....	1-36
Electrical Schematic .....	1-39
Scrapers - Optional .....	1-40
Heavy Scrapers - Optional .....	1-42
V-Wheel Scrapers - Optional .....	1-44
Acre Meter Kit - Optional .....	1-46
Acre Meter Assembly - Optional .....	1-48
Magnet Wheel Assembly - Optional .....	1-49
Weight Kit 194085 - Optional .....	1-50
Weight Kit 194600 - Optional .....	1-51

---

Clamp End Spacer Kits, 3/4" and 1/2" - Optional . . . . .	1-52
Clamp End Spacer Kits, 1", 1-1/4" and 1-1/2" - Optional . . . . .	1-53
9D137L Hydraulic Cylinder, 3 x 16 - Lion - 671655 . . . . .	1-54
9D137P Hydraulic Cylinder, 3 x 16 - Prince . . . . .	1-55
6J811L Hydraulic Cylinder, 3-1/2 x 20 - Lion - 671661 . . . . .	1-56
6J811P Hydraulic Cylinder, 3-1/2 x 20 - Prince . . . . .	1-57
Decals . . . . .	1-58
Decal Locations . . . . .	1-60

**2 Glossary**

**3 Index**

# Illustrated Parts List

## Instructions for Ordering Parts

**\*\* Repair parts must be ordered through an authorized dealer \*\***

### DEALER INSTRUCTIONS FOR ORDERING PARTS FROM LANDOLL PARTS DISTRIBUTION CENTER

PHONE #: 800-423-4320 OR 785-562-5381

FAX #: 888-527-3909

ORDER ONLINE: [Dealer.landoll.com](http://Dealer.landoll.com)

### DATA PLATE

See Figure 1-1 for the Data Plate, which lists the model and serial number of the equipment. It is located on the rear of the frame right of center of the X-Fold Pulverizer.

### SERIAL NUMBER NOMENCLATURE

The following information will help decode the Landoll serial number.

**PXE21000100 = xxmysssss**

<b>xx</b>	= model series (i.e. "PX" for all Pulverizers)
<b>m</b>	= month of manufacture (ex. "E" means May. The letter I is not used.)
<b>yy</b>	= last digits of the year manufactured (ex. "21" means 2021)
<b>sssss</b>	= Sequential number used to track warranty and service information.




Figure 1-1: Data Plate

Frame

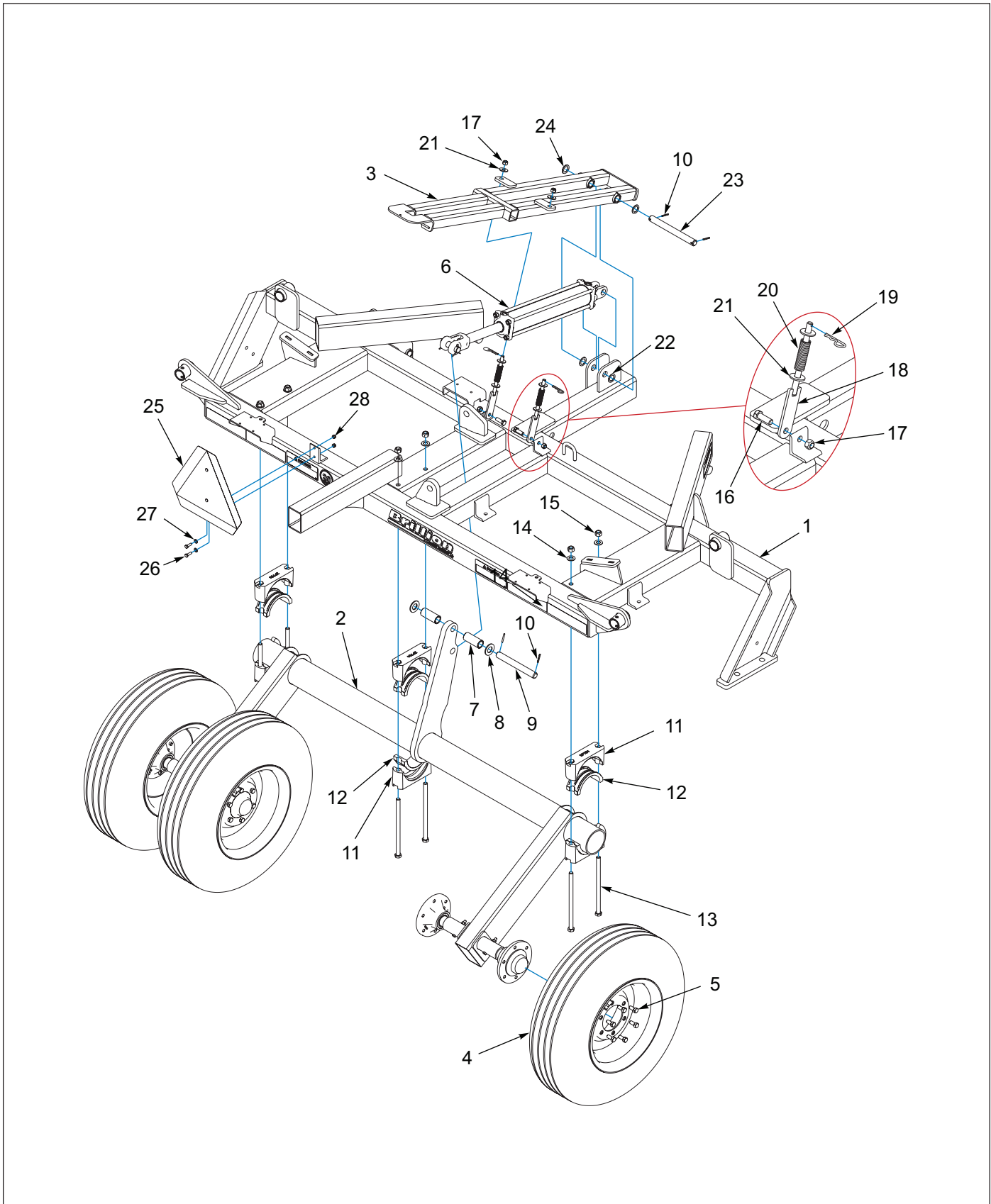


Figure 1-2: Frame

## Frame

ITEM	PART NUMBER	DESCRIPTION	QTY
1	190896	FRAME, X19-27FT CENTER ASM	1
2	189203	TRANSPORT AXLE W/HUBS (SEE PAGE 1-5)	1
3	6J840	TRANSPORT LOCK	1
4	6K919	WHEEL 8J790/NO TUBE/6D312 (SEE PAGE 1-7)	4
5	5C100	WHEEL BOLT 1/2-20 X 1 GR5 ZP	24
6	9D137	HYD CYLINDER - 3 X 16 (SEE PAGE 1-54) (SEE PAGE 1-55)	1
7	198301	SPACER, 1.031 X 1.375 X 3.25LG	2
8	1-861-010032-24	WASHER FL 1IN NARROW ZP	2
9	198302	PIN 1 X 8-5/8	1
10	1-647-010004177	SPRING PIN SLOTTED 3/16X1-1/2	4
11	2P794	BRG HALF, 4 1/2 INSERT	6
12	2P793	BRG INSERT, 4 1/2	6
13	107-0023	5/8-11 X 11LG HHCS GR5 ZP	6
14	1-861-010032-18	WASHER, FLAT 5/8 N ZP/CD	6
15	1-512-010005-13	NUT, HEX SLFLKG GRB 5/8-11	6
16	1-654-010055-03	SCREW, HEX CAP, 1/2-13UNC X 1-1/2	2
17	1-512-010005-09	NUT, HEX SLFLKG, 1/2-13 GRB	4
18	6J816	SPRING HOLDER	2
19	4C856	HAIR PIN COTTER	2
20	6J825	COMPRESSION SPRING	2
21	1-861-010032-15	WASHER, FLAT 1/2 W ZP/CD	6
22	7C120	MACHINERY BUSHING	4
23	9D322	PIN (1 X 10-1/8)	1
24	7C076	MACHINERY BUSHING	2
25	2P151	SMV W/BACKET	1
26	1-654-010049-05	SCREW HX CP 5/16-18UNC X 1 GR5	2
27	1-861-010032-08	WASHER, FLAT 5/16 ZP	2
28	104032	NUT, HX SLF-LKG W/MYL 5/16-18	2
29	6J824	TRANSPORT LOCK LINKAGE (NOT SHOWN) (SEE PAGE 1-4)	1

# Transport Lock Linkage

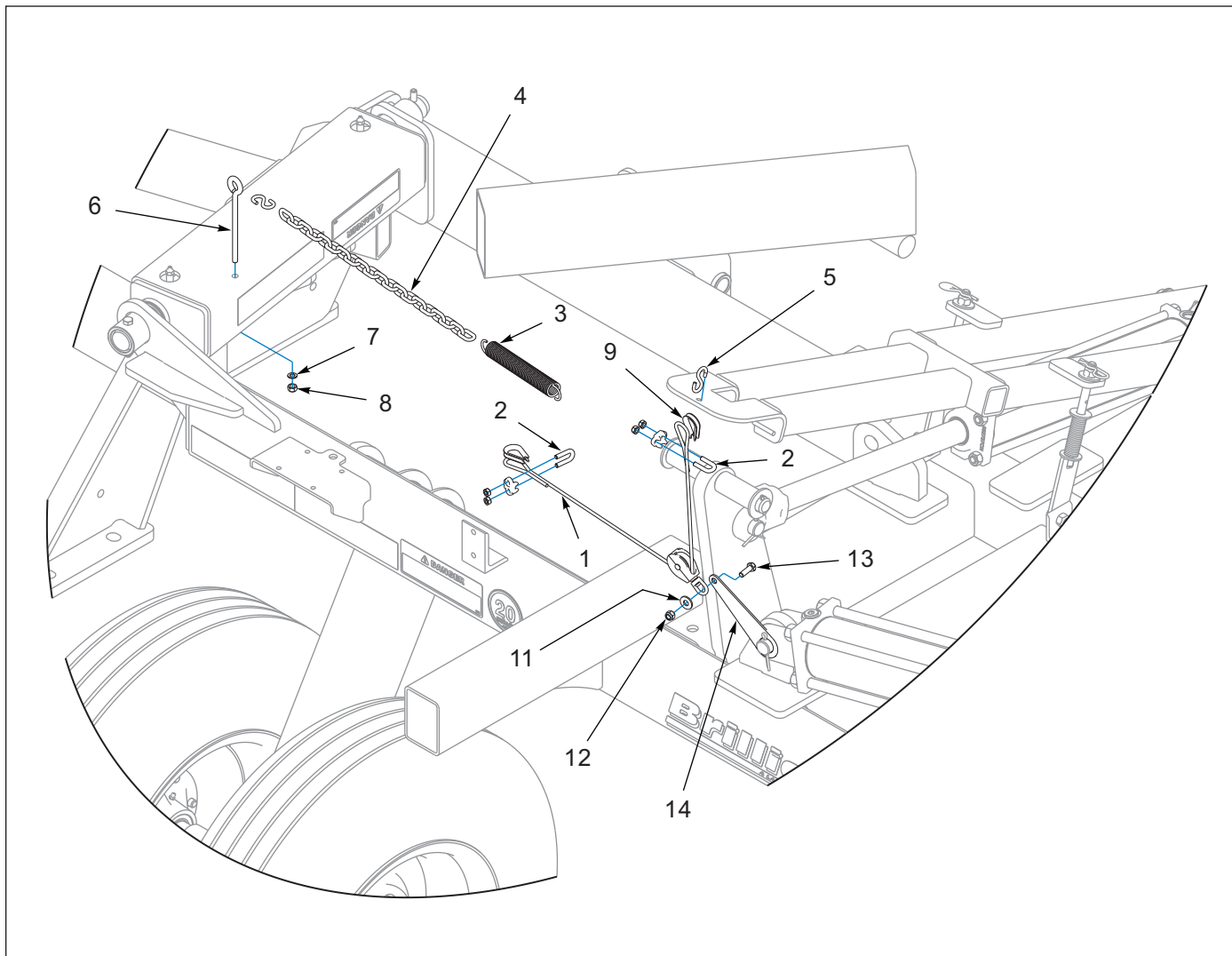


Figure 1-3: Transport Lock Linkage

## Transport Lock Linkage

ITEM	PART NUMBER	DESCRIPTION	QTY
	6J824	TRANSPORT LOCK LINKAGE	1
1	7J001	CABLE (3/16 X 36)	1
2	7J003	CABLE CLAMP (INCLUDES CLAMP, U-BOLT AND NUTS)	2
3	7D062	SPRING	1
4	3J951	CHAIN	1
5	6J820	S-HOOK	2
6	6J819	EYE BOLT (5/16-18)	1
7	1-861-010034-10	WASHER, LKG 5/16	1
8	1-512-010007-06	NUT, HEX 5/16-18	1
9	7J002	CABLE THIMBLE	2
10	6J821	SWIVEL PULLEY	1
11	1-861-010032-09	WASHER, FLAT 5/16 W ZP/CD	1
12	104032	NUT, HX SLF-LKG W/NYL 5/16-18	1
13	1-654-010049-05	SCREW HX CP 5/16-18UNC X 1 GR5	1
14	6J818	STRAP	1



## Transport Axle

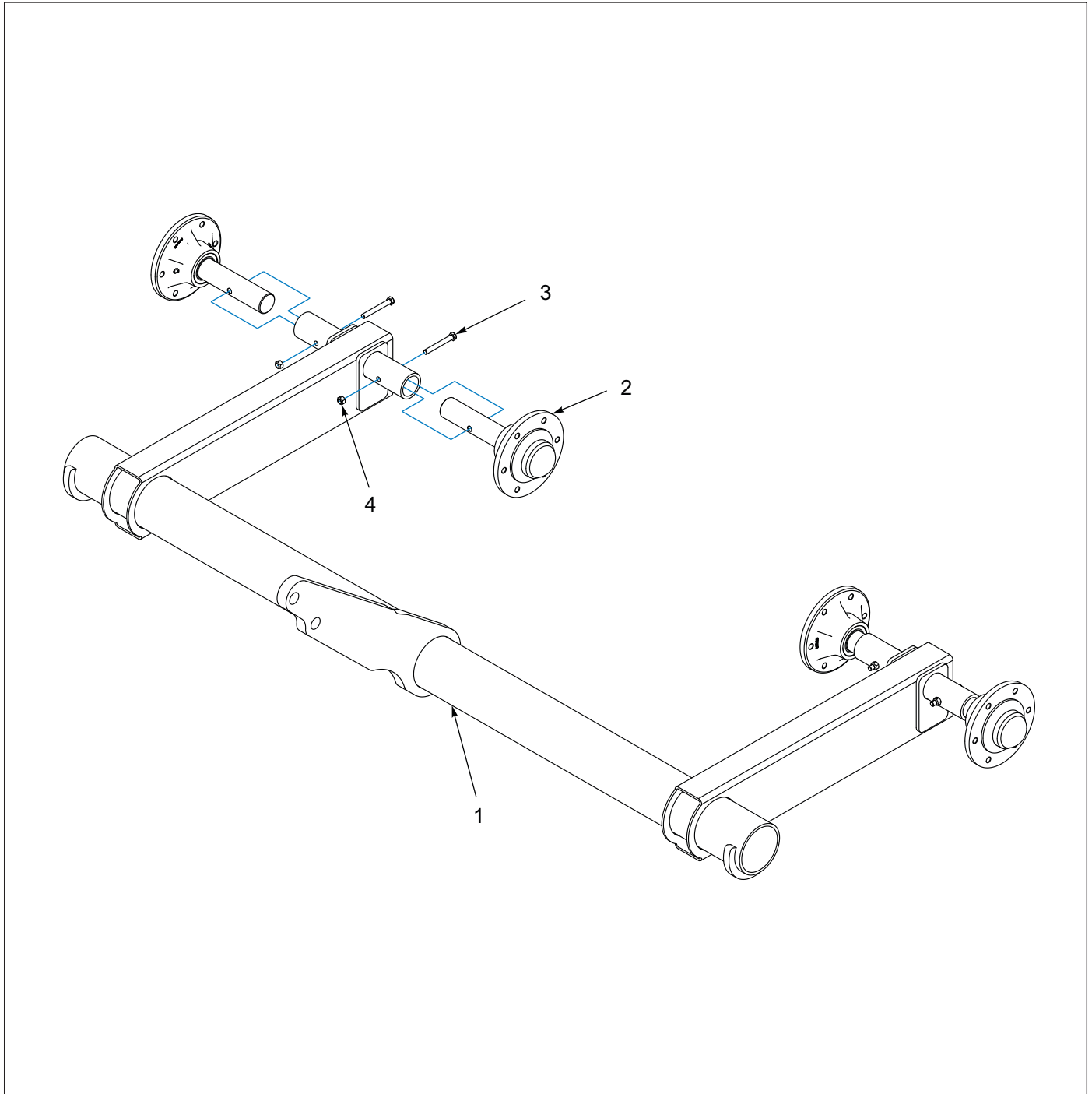


Figure 1-4: Transport Axle

## Transport Axle

ITEM	PART NUMBER	DESCRIPTION	QTY
	189203	TRANSPORT AXLE W/HUBS	1
1	189202	TRANSPORT AXLE WLD X19-27	1
2	6J766	HUB & SPINDLE ASM (SEE PAGE 1-6)	4
3	1-654-010051-13	SCREW, HX CP, 3/8-16UNC X 3, GR5	4
4	1-512-010005-13	NUT, HEX, SLFLKG GRB 3/8-16	4

## Hub and Spindle

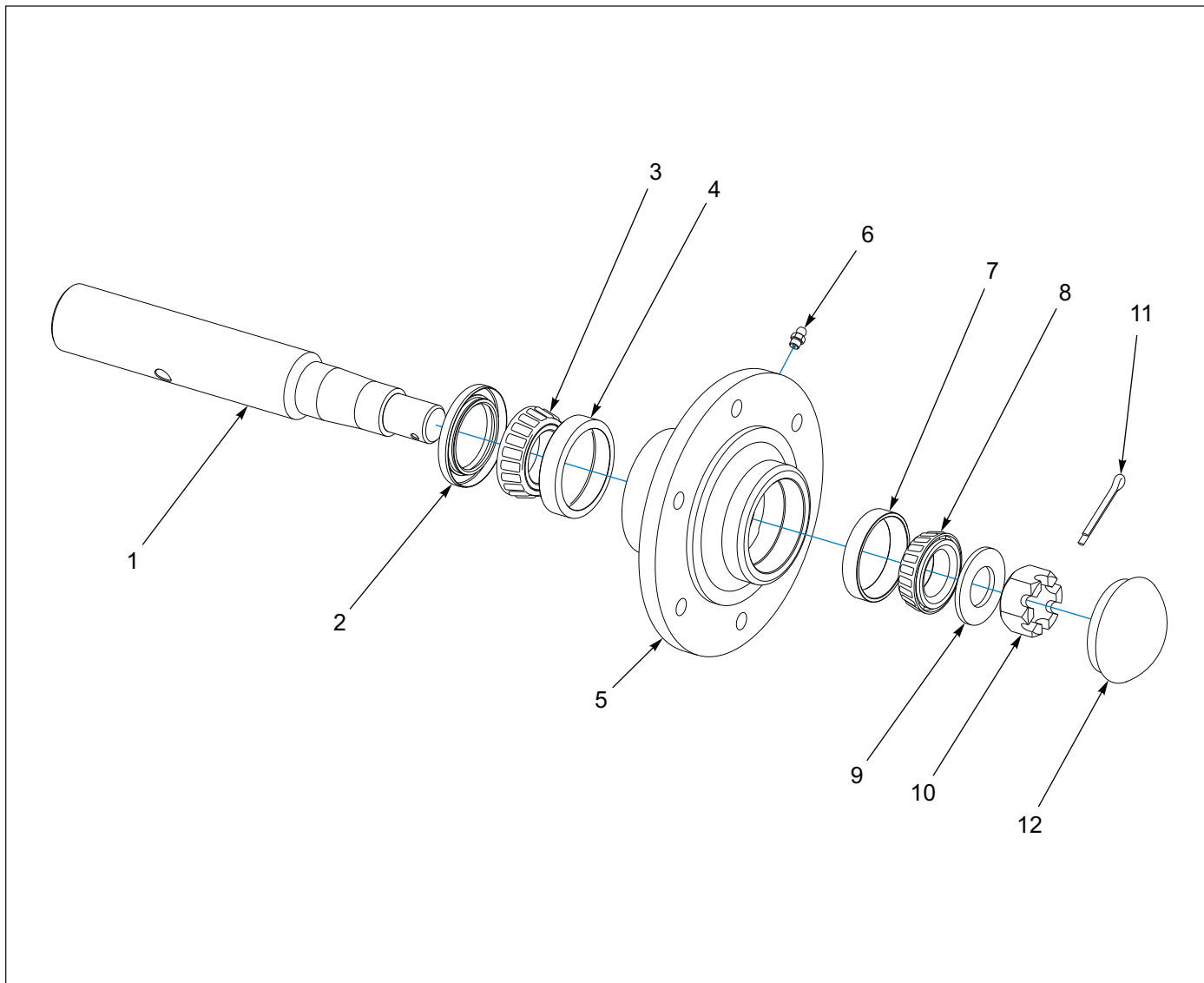
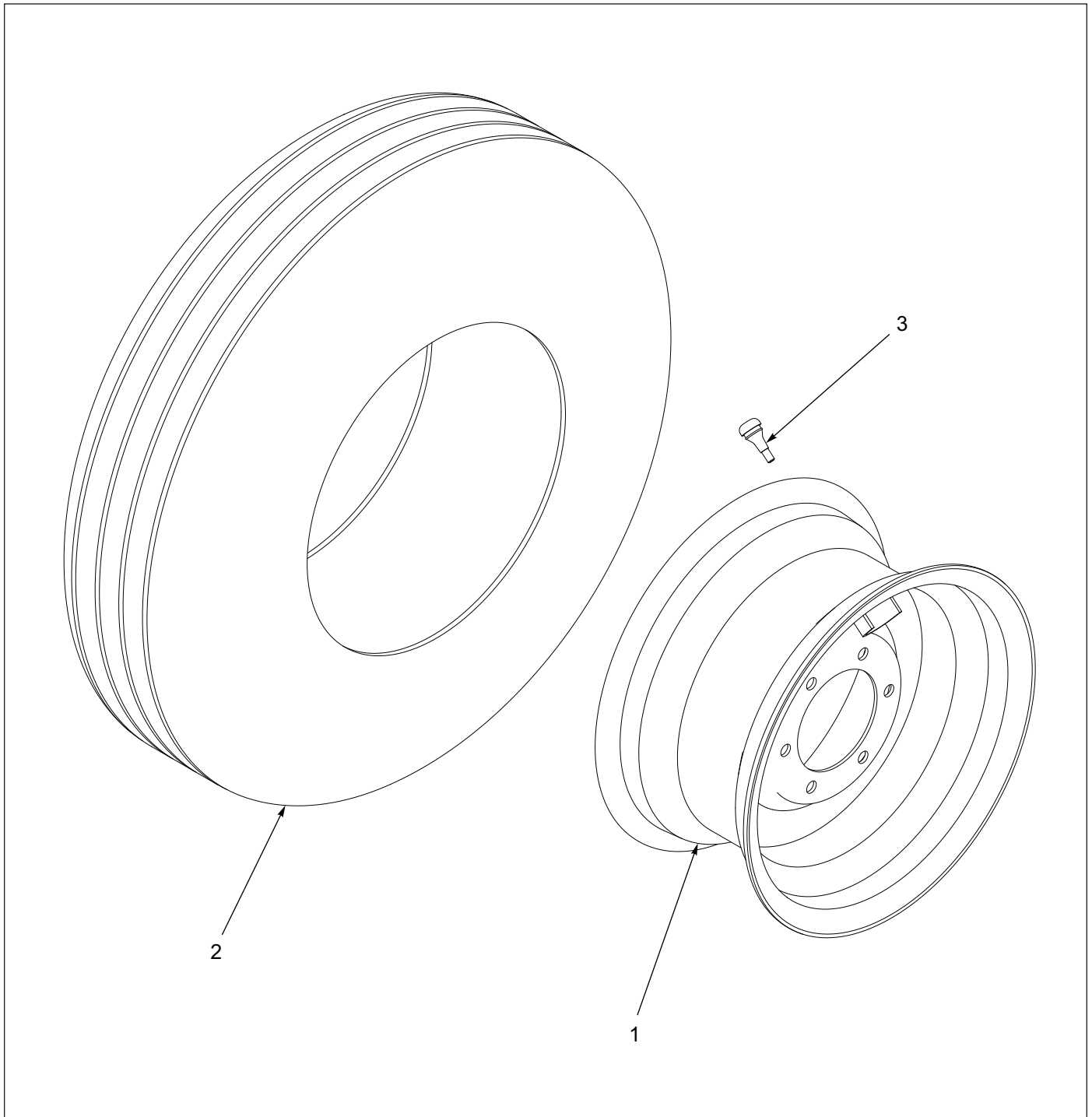


Figure 1-5: Hub and Spindle

## Hub and Spindle

ITEM	PART NUMBER	DESCRIPTION	QTY
	6J766	HUB & SPINDLE ASM	1
1	6J765	SPINDLE	1
2	6D338	SEAL	1
3	712099	OUTER BEARING CONE (LM48548)	1
4	2107649	CUP, INNER BEARING (LM48510)	1
5	6D336	WHEEL HUB - 6 BOLT (INCLUDES ITEM 6)	1
6	1-298-010001-1	ZERK FITTING 1/4 SAE	1
7	1-076-010010	CUP INNER (LM67010)	1
8	1-076-010007	CONE INNER (LM67048)	1
9	1-861-010032-24	WASHER FL 1IN NARROW ZP	1
10	1-516-010001-20	NUT, HX SLOT 1-14	1
11	1-557-010362-51	PIN, COTTER 3/16 X 1-1/2	1
12	1-161-010003	CAP 6BOLT HUB	1

## Wheel Assembly



**Figure 1-6: Wheel Assembly**

## Wheel Assembly

ITEM	PART NUMBER	DESCRIPTION	QTY
	6K919	WHEEL 8J790/NO TUBE/6D312	1
1	6D312	WHEEL - 15 X 8LB - 6 BOLT	1
2	8J792	VALVE STEM-TUBELESS	1
3	8J790	TIRE - 9.5L X 15 - 8 PLY	1

Drawbar

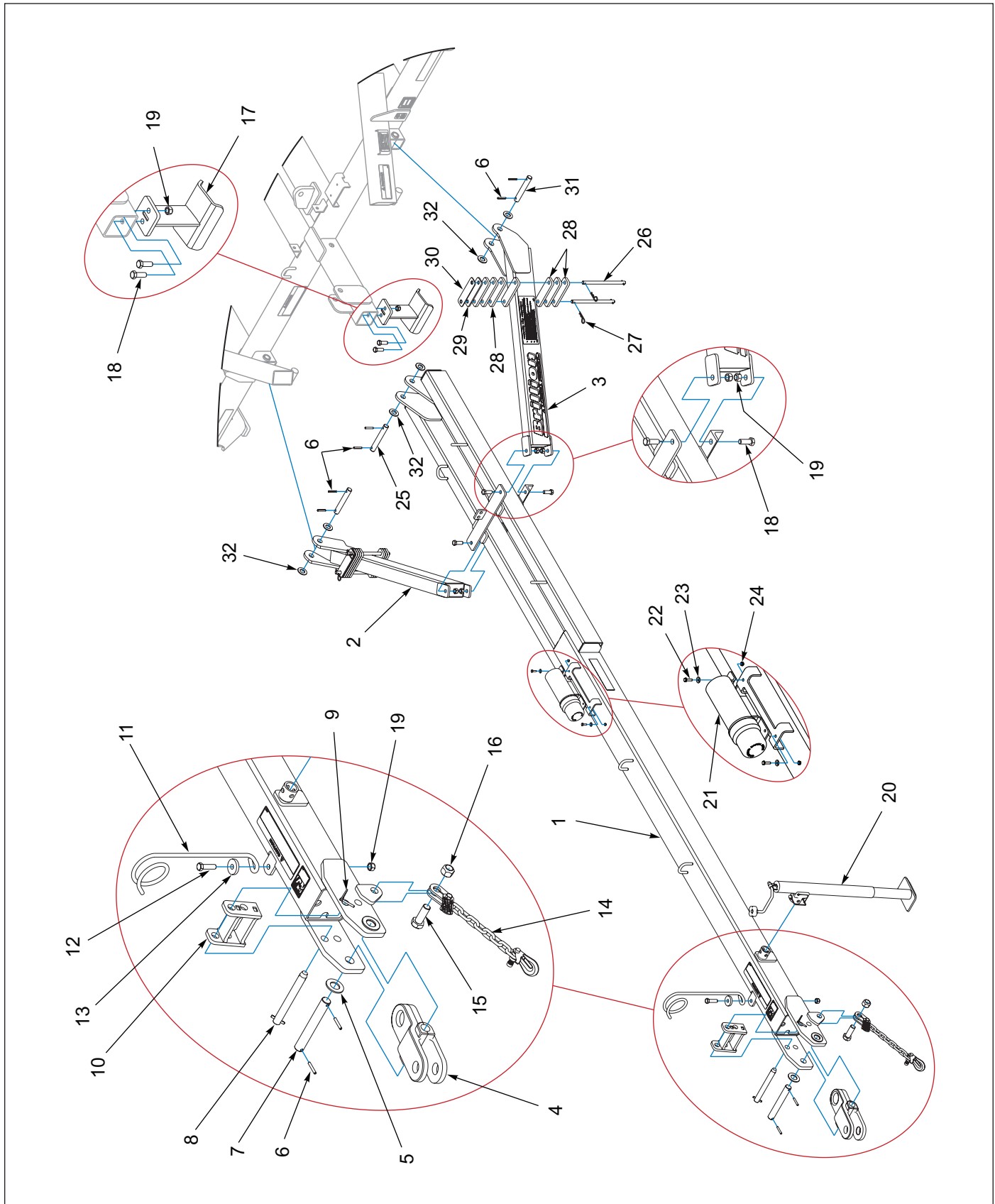


Figure 1-7: Drawbar

## Drawbar

ITEM	PART NUMBER	DESCRIPTION	QTY
1	192930	DRAWBAR, W/DECALS X19-27	1
2	6J773	R.H. BRACE	1
3	6J772	L.H. BRACE	1
4	2J858	HITCH	1
5	116100	WASHER 1-1/4 NAR FL, ZP/CD	2
6	147072	PIN, SPRING SLOTTED 5/16 X 2	8
7	164756	PIN, 1.25 X 9.0	1
8	5J765	PIN (1 X 9-1/4) (INCLUDES ROLL PIN)	2
9	1-557-010327	PIN LYNCH 1/4 X 1-1/4	1
10	171838	LOCK, REV HITCH	1
11	6D333	HOSE SUPPORT	1
12	1-654-010059-06	SCREW, HEX CAP, 5/8-11UNC X 2-1/4 GR5	1
13	6K970	WASHER 0.656 X 2.063 X 0.375	1
14	141434	SAFETY CHAIN 21,000 LB	1
15	1-654-010065-08	HHCS, 1-8 X 2-3/4 GR5, ZP	1
16	1-512-010005-19	NUT, LOCK 1-8, GR5, ZP	1
17	6J784	STOP (DRAWBAR)	1
18	1-654-010059-04	SCREW, HEX CAP, 5/8-11UNC X 1-3/4 GR5	6
19	1-512-010005-13	NUT, HEX SLFLKG GRB 5/8-11	7
20	4J867	DRAWBAR JACK	1
21	142753	MANUAL HOLDER	1
22	1-654-010047-06	SCREW, HX CP 1/4-20UNC X 1 GR5	2
23	1-861-010032-07	WASHER, FLAT 1/4 ZP	2
24	1-512-010005-01	NUT, HEX SLFLKG GRB 1/4-20	2
25	6J778	PIN (1 X 7)	1
26	6J782	PIN ASSEMBLY (5/8 X 10-5/8) (INCLUDES ROLL PIN)	4
27	4C856	HAIR PIN COTTER	4
28	5J711	STOP (1/2") (SHIM)	12
29	5J709	STOP (1/4") (SHIM)	2
30	5J710	STOP (1/8") (SHIM)	2
31	5J857	PIN (1 X 6-3/4)	2
32	1-861-010032-24	WASHER FL 1IN NARROW ZP	6

# Wing Frame Installation

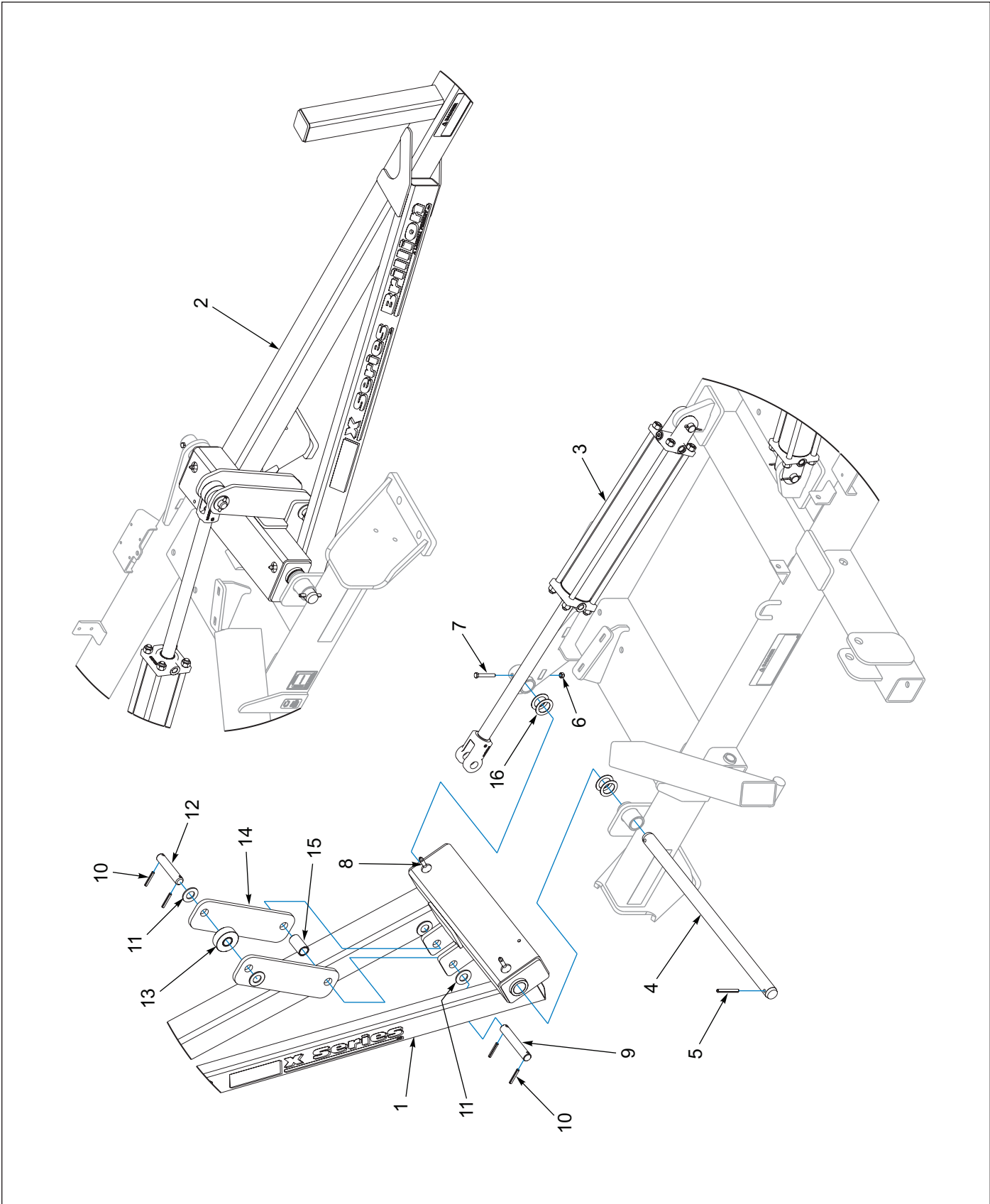


Figure 1-8: Wing Frame Installation

## Wing Frame Installation

ITEM	PART NUMBER	DESCRIPTION	QTY
1	191323	FRAME 5FT RH X-PULV WING ASM (X20)	1
1	191325	FRAME 6FT RH X-PULV WING ASM (X22)	1
1	191327	FRAME 7FT RH X-PULV WING ASM (X24)	1
1	191329	FRAME 8FT RH X-PULV WING ASM (X26)	1
2	191322	FRAME 5FT LH X-PULV WING ASM (X20)	1
2	191324	FRAME 6FT LH X-PULV WING ASM (X22)	1
2	191326	FRAME 7FT LH X-PULV WING ASM (X24)	1
2	191328	FRAME 8FT LH X-PULV WING ASM (X26)	1
3	6J811	HYD CYLINDER - 3 1/2 X 20 (WING) (SEE PAGE 1-57)	2
4	6J776	HINGE PIN	2
5	1-647-010004259	SPRING PIN, SLOTTED 3/8 X 3	2
6	1-512-010005-05	NUT, HEX, SLFLKG, 3/8-16 GRB	2
7	1-654-010051-11	SCREW,HX CP 3/8-16 X 2-1/2 GR5 ZP	2
8	5J748	GREASE FITTING	4
9	9J695	PIN, (1 X 6)	2
10	147072	PIN, SPRING SLOTTED 5/16 X 2	8
11	1-861-010032-24	WASHER, FL 1IN NARROW	8
12	8K112	PIN, (1 X 5-1/16)	2
13	6J047	ROLLER ASSEMBLY	2
14	6J774	LINK	4
15	6J775	SPACER (1 X 2-7/16)	2
16	6D966	MACHINERY BUSHING (1-1/2 X 2-1/4 X 14GA)	8

# Center Frame Roller

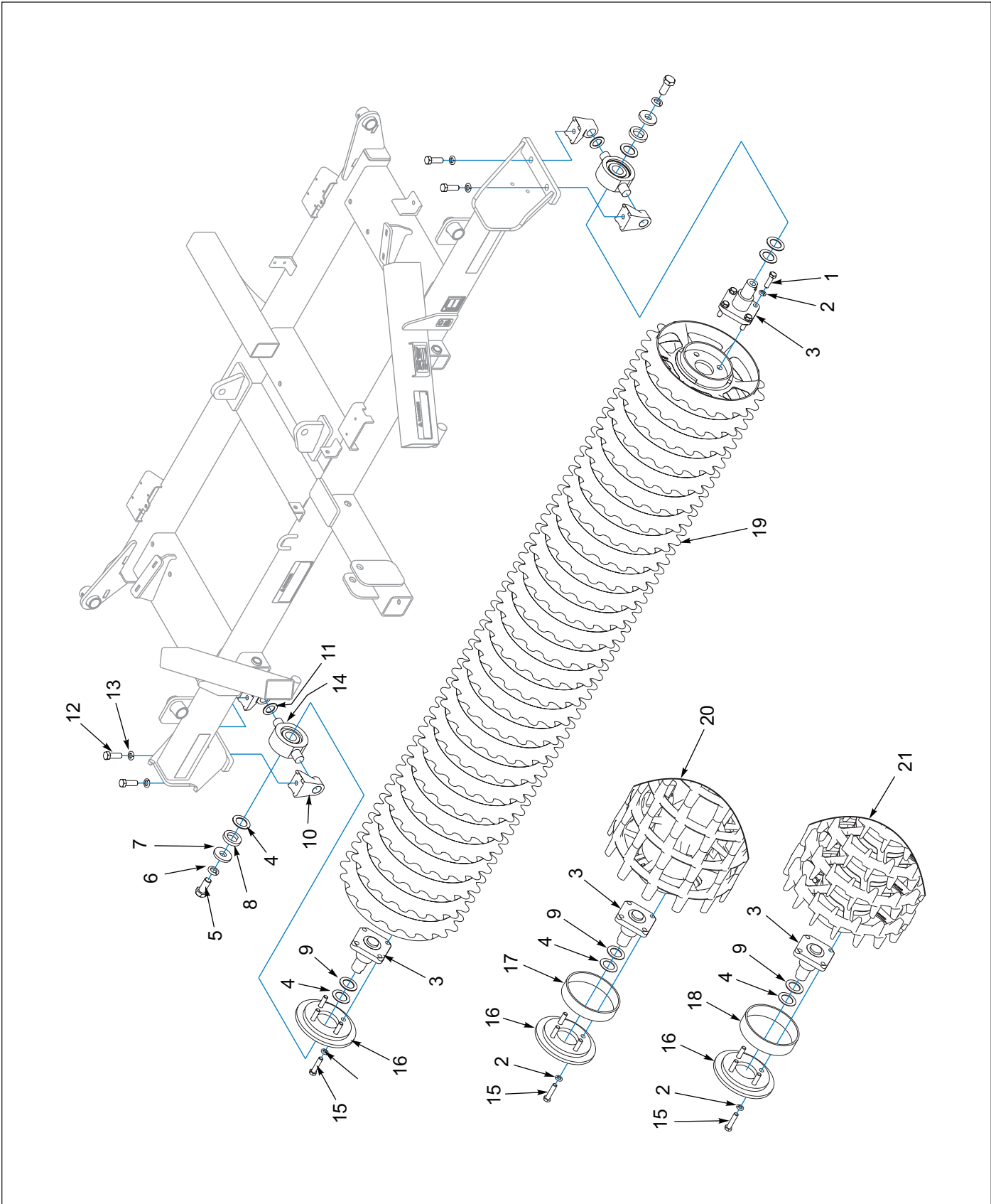


Figure 1-9: Center Frame Roller



## Center Frame Roller

ITEM	PART NUMBER	DESCRIPTION	QTY
1	1-654-010059-06	SCREW, HEX CAP 5/8-11 X 2-1/4 G5	4
2	1-861-010034-15	WASHER, LKG, HLCL SPR, 5/8	8
3	173119	SHAFT-STUB, AXLE, WELDMENT	2
4	171738	WASHER, SHIM 11 GA, 1.79 ID	4
5	137943	SCREW,HEX CAP 1-8UNC X 2-1/4 GR5	2
6	1-861-010034-21	WASHER, LKG HEL SPRG 1IN	2
7	154185	WASHER, 3/8 THICK 1" ID	2
8	154186	WASHER, FLAT TOP	2
9	171739	WASHER, SHIM 14 GA, 1.79 ID	2
10	140479	MOUNT, TRUNNION BEARING	4
11	140477	BEARING, DISC 1.775 ID ASSY <b>(SEE PAGE 1-20)</b>	2
12	1-654-010061-06	SCREW, HXCP, 3/4-10UNC X 2-1/4 GR5	4
13	1-861-010034-17	WASHER, LKG, HLCL SPR, 3/4	4
14	140480	WASHER, TRUNNION	2
15	1-654-010059-08	SCREW, HEX CAP 5/8-11 X 2-3/4 G5	4
16	179352	STOP, WHEEL, 1/4 WALL TUBE	1
17	191105	TUBE, RND 8.125 X 8.625 X 1.75 <b>(OPTIMIZER)</b>	1
18	191065	TUBE RND 8.125 X 8.625 X 2 <b>(CROWFOOT)</b>	1
19	189159	AXLE ASM, NOTCH CENTER19-27FT <b>(NOTCHED)</b> <b>(SEE PAGE 1-22)</b>	1
19	191057	AXLE, ASM,NOTCH HVY CTR19-27FT <b>(NOT SHOWN)</b> <b>(SEE PAGE 1-26)</b>	1
19	191059	AXLE ASM, HVY SPRKT CTR19-27FT <b>(NOT SHOWN)</b> <b>(SEE PAGE 1-27)</b>	1
20	191051	AXLE ASM, OPTIMIZER CTR 19-27FT <b>(SEE PAGE 1-24)</b>	1
21	191053	AXLE ASM, CROWFT CTR 19-27FT <b>(SEE PAGE 1-23)</b>	1

# Center Frame V-Wheel Roller

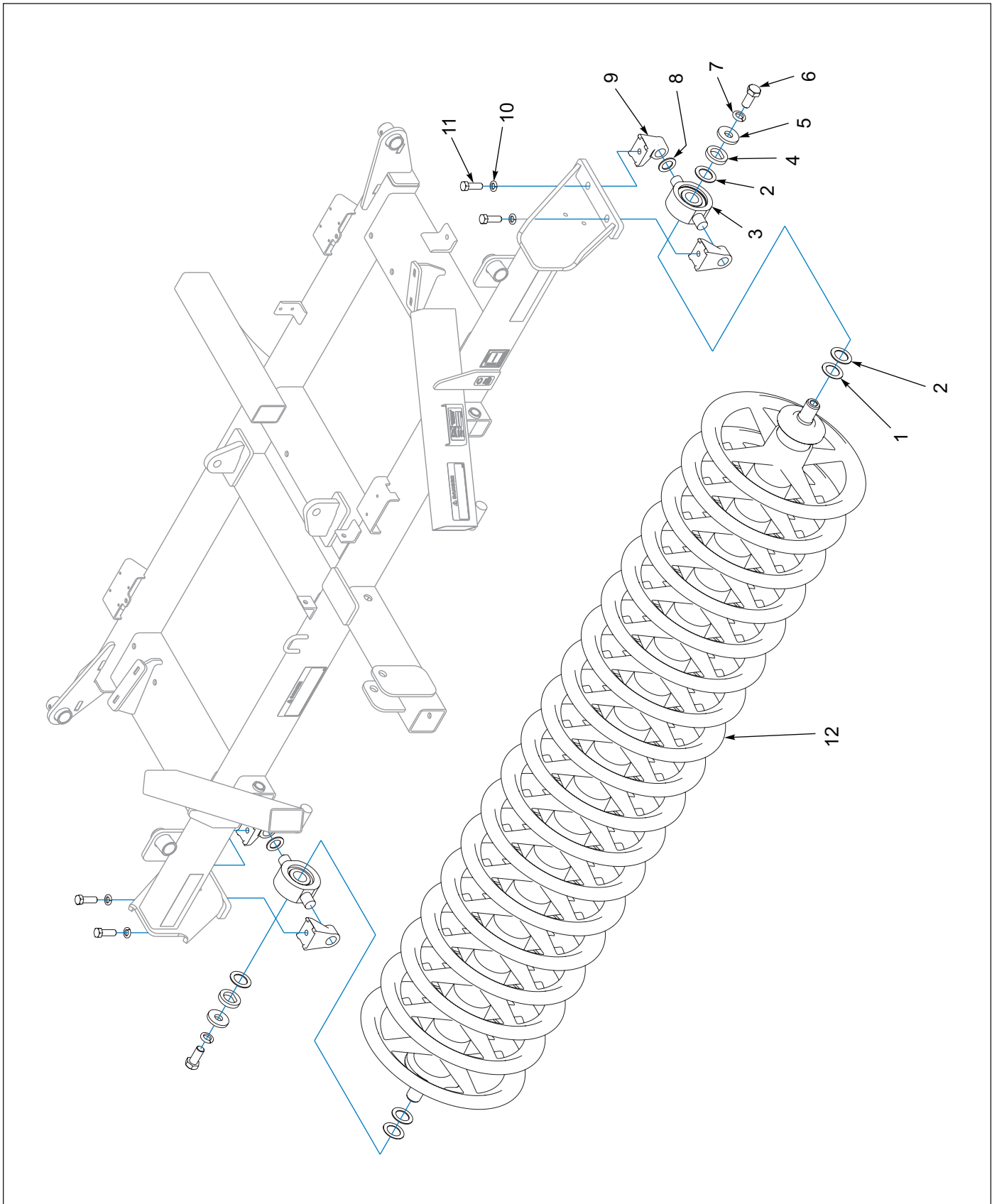


Figure 1-10: Center Frame V-Wheel Roller

---

## Center Frame V-Wheel Roller

ITEM	PART NUMBER	DESCRIPTION	QTY
1	171739	WASHER, SHIM 14 GA, 1.79 ID	2
2	171738	WASHER, SHIM 11 GA, 1.79 ID	4
3	140477	BEARING, DISC 1.775 ID ASSY <b>(SEE PAGE 1-20)</b>	2
4	154186	WASHER, FLAT TOP	2
5	154185	WASHER, 3/8 THICK 1" ID	2
6	137943	SCREW, HEX CAP 1-8UNC X 2-1/4 GR5	2
7	1-861-010034-21	WASHER, LKG HEL SPRG 1IN	2
8	140480	WASHER, TRUNNION	2
9	140479	MOUNT, TRUNNION BEARING	4
10	1-861-010034-17	WASHER, LKG, HLCL SPR, 3/4	4
11	1-654-010061-06	SCREW, HXCP, 3/4-10UNC X 2-1/4, GR5	4
12	191055	AXLE ASM, V-WHEEL CTR 19-27FT <b>(SEE PAGE 1-28)</b>	1

# Wing Frame Roller

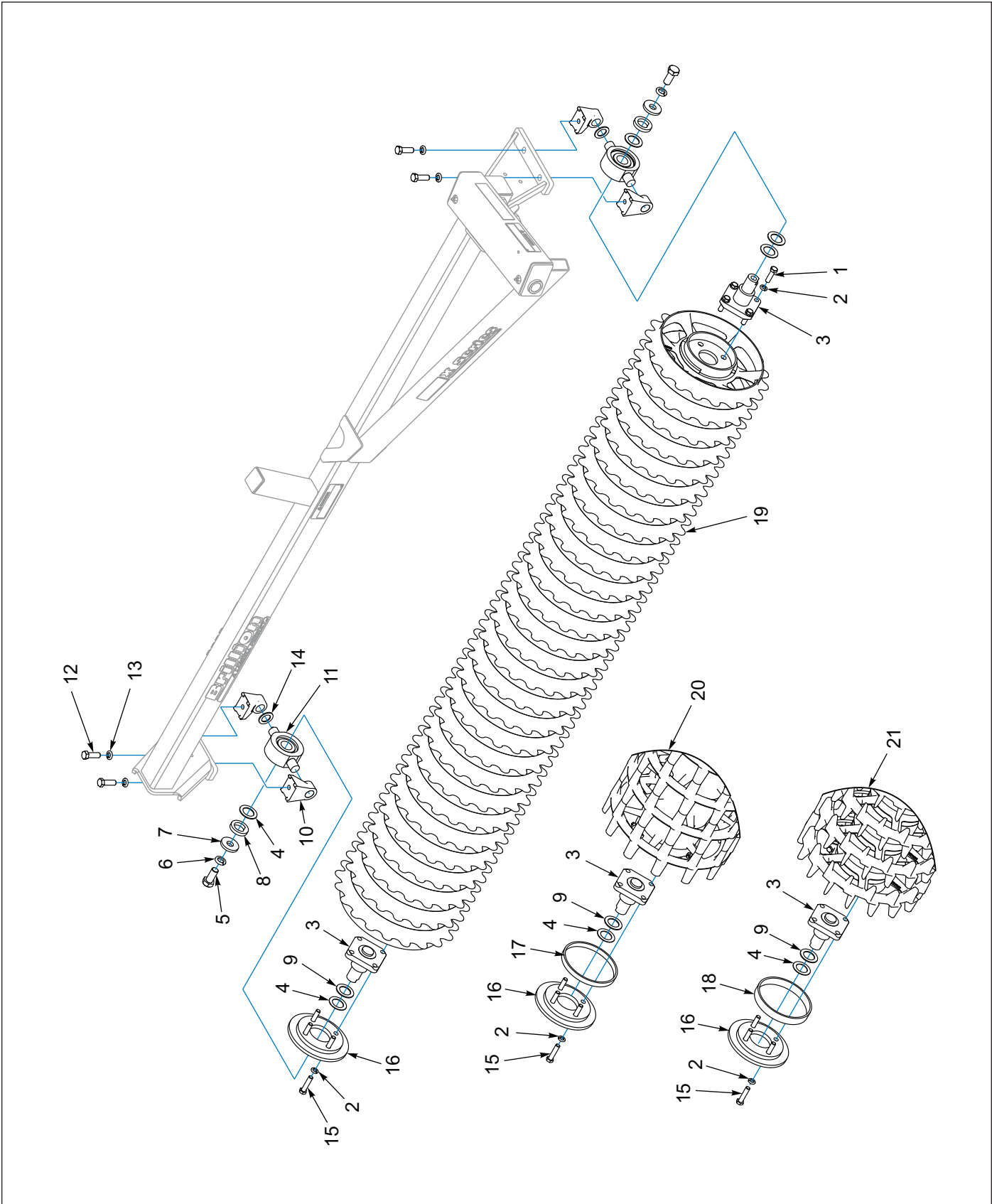


Figure 1-11: Wing Frame Roller

## Wing Frame Roller

ITEM	PART NUMBER	DESCRIPTION	QTY
1	1-654-010059-06	SCREW, HEX CAP 5/8-11 X 2-1/4, G5	4
2	1-861-010034-15	WASHER, LKG,HLCL SPR, 5/8	8
3	173119	SHAFT-STUB, AXLE, WELDMENT	2
4	171738	WASHER, SHIM 11 GA, 1.79 ID	4
5	137943	SCREW, HEX CAP 1-8UNC X 2-1/4, GR5	2
6	1-861-010034-21	WASHER, LKG HEL SPRG 1IN	2
7	154185	WASHER, 3/8 THICK 1" ID	2
8	154186	WASHER, FLAT TOP	2
9	171739	WASHER, SHIM 14 GA, 1.79 ID	2
10	140479	MOUNT, TRUNNION BEARING	4
11	140477	BEARING, DISC 1.775 ID ASSY (SEE PAGE 1-20)	2
12	1-654-010061-06	SCREW, HXCP, 3/4-10UNC X 2-1/4, GR5	4
13	1-861-010034-17	WASHER, LKG, HLCL SPR, 3/4	4
14	140480	WASHER, TRUNNION	2
15	1-654-010059-08	SCREW, HEX CAP 5/8-11 X 2-3/4, G5	4
16	179352	STOP, WHEEL, 1/4 WALL TUBE	1
17	179346	TUBE, RND 8.125 X 8-25/32 X 25/32 (OPTIMIZER)	1
18	164675	TUBE RND 8.125 X 8-25/32 X 1-1/4 (CROWFOOT)	1
19	3P026	AXLE ASM, 5' X 8" TUBE (NOTCHED) (SEE PAGE 1-22) (X20)	1
19	3P027	AXLE ASM, 6' X 8" TUBE (NOTCHED) (SEE PAGE 1-22) (X22)	1
19	3P028	AXLE ASM, 7' X 8" TUBE (NOTCHED) (SEE PAGE 1-22) (X24)	1
19	3P029	AXLE ASM, 8' X 8" TUBE (NOTCHED) (SEE PAGE 1-22) (X26)	1
19	190802	AXLE ASM,NOTCHED HVY 5FT (NOT SHOWN) (SEE PAGE 1-26) (X20)	1
19	190803	AXLE ASM,NOTCHED HVY 6FT (NOT SHOWN) (SEE PAGE 1-26) (X22)	1
19	190804	AXLE ASM,NOTCHED HVY 7FT (NOT SHOWN) (SEE PAGE 1-26) (X24)	1
19	190805	AXLE ASM,NOTCHED HVY 8FT (NOT SHOWN) (SEE PAGE 1-26) (X26)	1
19	190824	AXLE ASM,HVY W/SPROCKET 5FT (NOT SHOWN) (SEE PAGE 1-27) (X20)	1
19	190825	AXLE ASM,HVY W/SPROCKET 6FT (NOT SHOWN) (SEE PAGE 1-27) (X22)	1
19	190826	AXLE ASM,HVY W/SPROCKET 7FT (NOT SHOWN) (SEE PAGE 1-27) (X24)	1
19	190827	AXLE ASM,HVY W/SPROCKET 8FT (NOT SHOWN) (SEE PAGE 1-27) (X26)	1
20	164710	AXLE ASM, 5' X8" TUBE, OPT (SEE PAGE 1-24) (X20)	1
20	164711	AXLE ASM, 6' X8" TUBE, OPT (SEE PAGE 1-24) (X22)	1
20	164712	AXLE ASM, 7' X8" TUBE, OPT (SEE PAGE 1-24) (X24)	1
20	164713	AXLE ASM, 8' X8" TUBE, OPT (SEE PAGE 1-25) (X26)	1
21	164721	AXLE ASM,5' X 8" TUBE,CROWFOOT (RIGHTHAND) (SEE PAGE 1-23) (X20)	1
21	180492	AXLE 5' LH CROWFOOT (SEE PAGE 1-23) (X20)	1
21	164722	AXLE ASM,6' X 8" TUBE, CROW (RIGHTHAND) (SEE PAGE 1-23) (X22)	1
21	180493	AXLE 6' LH CROWFOOT (SEE PAGE 1-23) (X22)	1
21	164723	AXLE ASM,7' X 8" TUBE, CROW (RIGHTHAND) (SEE PAGE 1-23) (X24)	1
21	180494	AXLE 7' LH CROWFOOT (SEE PAGE 1-23) (X24)	1
21	164724	AXLE ASM,8' X 8" TUBE, CROW (RIGHTHAND) (SEE PAGE 1-23) (X26)	1
21	180495	AXLE 8' LH CROWFOOT (SEE PAGE 1-23) (X26)	1



## Wing Frame V-Wheel Roller

ITEM	PART NUMBER	DESCRIPTION	QTY
1	171739	WASHER, SHIM 14 GA, 1.79 ID	2
2	171738	WASHER, SHIM 11 GA, 1.79 ID	4
3	140477	BEARING, DISC 1.775 ID ASSY (SEE PAGE 1-20)	2
4	154186	WASHER, FLAT TOP	2
5	154185	WASHER, 3/8 THICK 1" ID	2
6	137943	SCREW, HEX CAP 1-8UNC X 2-1/4, GR5	2
7	1-861-010034-21	WASHER, LKG HEL SPRG 1IN	2
8	140480	WASHER, TRUNNION	2
9	140479	MOUNT, TRUNNION BEARING	4
10	1-861-010034-17	WASHER, LKG, HLCL SPR, 3/4	4
11	1-654-010061-06	SCREW, HXCP, 3/4-10UNC X 2-1/4, GR5	4
12	189221	AXLE ASM, V-WHEEL 5FT (SEE PAGE 1-28) (X20)	1
12	189222	AXLE ASM, V-WHEEL 6FT (SEE PAGE 1-28) (X22)	1
12	189223	AXLE ASM, V-WHEEL 7FT (SEE PAGE 1-28) (X24)	1
12	189224	AXLE ASM, V-WHEEL 8FT (SEE PAGE 1-28) (X26)	1

# Trunnion Bearing

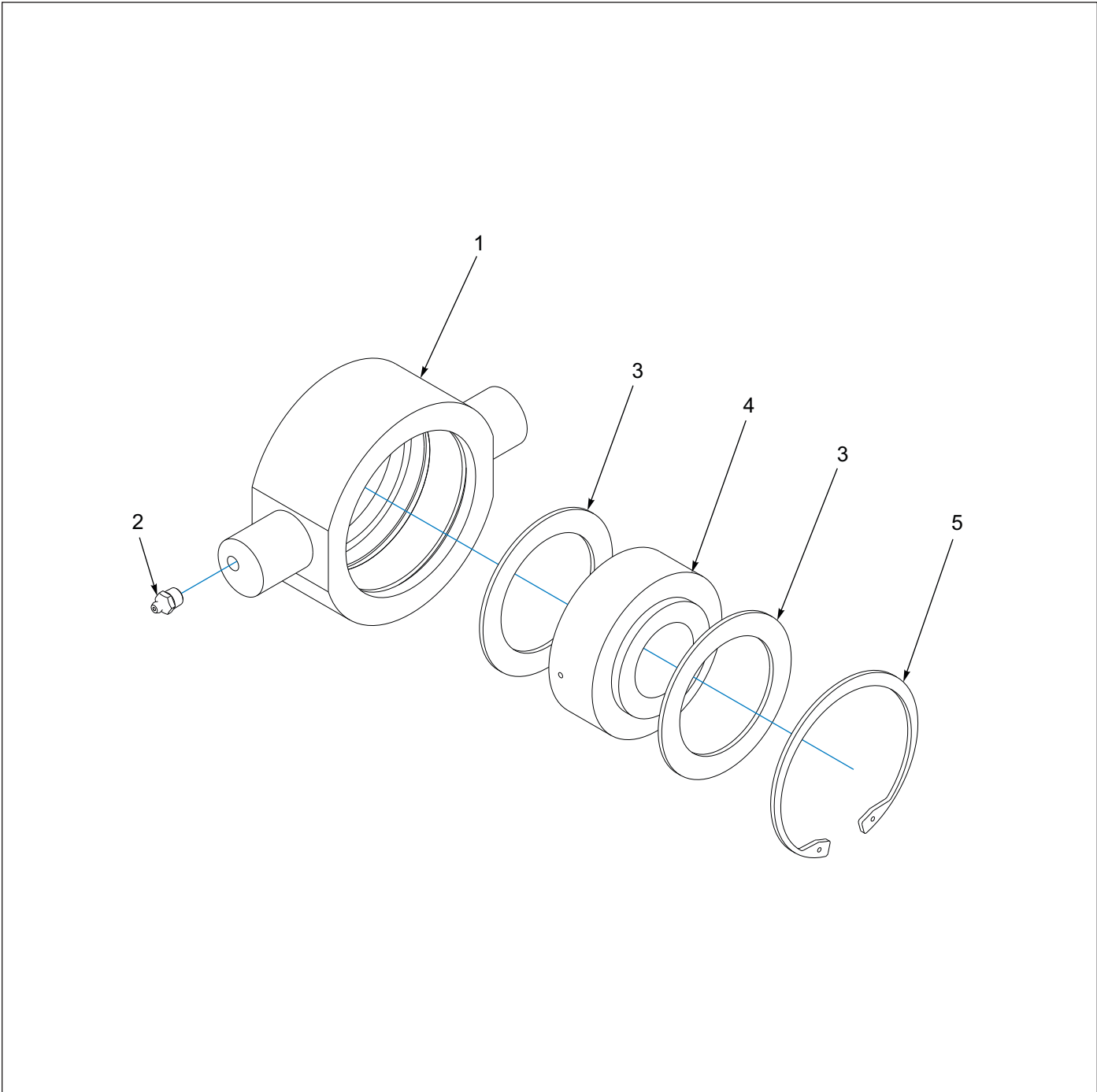


Figure 1-13: Trunnion Bearing

# Trunnion Bearing

ITEM	PART NUMBER	DESCRIPTION	QTY
	140477	BEARING DISC 1.775 ID ASSY	1
1	140475	CASTING, TRUNNION BEARING	1
2	5000	ZERK FITTING 1/8NPT	1
3	140473	WASHER, BEARING	2
4	140464	BEARING, DISC 1.775 ID	1
5	140476	INTERNAL RETAINING RING	1





## Roller Axle Assemblies, Notched Ductile

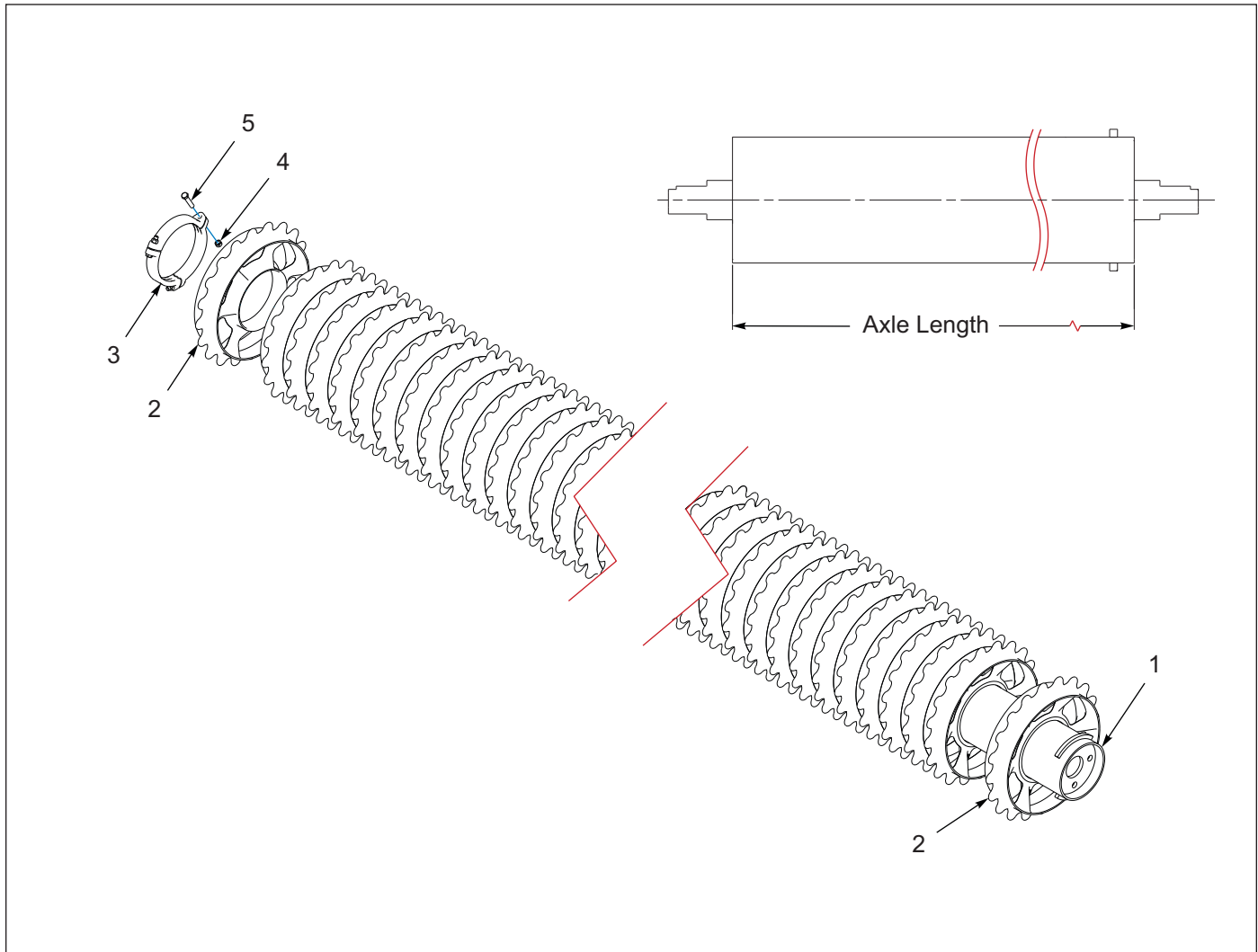


Figure 1-14: Roller Axle Assemblies, Notched Ductile

## Roller Axle Assemblies, Notched Ductile

ITEM	PART NUMBER	DESCRIPTION	QTY				
			X20	X22	X24	X26	CENTER
		<b>MODELS</b>	<b>X20</b>	<b>X22</b>	<b>X24</b>	<b>X26</b>	<b>CENTER</b>
	3P026	AXLE ASM, 5' X 8" TUBE	1	--	--	--	--
	3P027	AXLE ASM, 6' X 8" TUBE	--	1	--	--	--
	3P028	AXLE ASM, 7' X 8" TUBE	--	--	1	--	--
	3P029	AXLE ASM, 8' X 8" TUBE	--	--	--	1	--
	189159	AXLE ASM, NOTCH CENTER 19-27FT	--	--	--	--	1
1	3P034	AXLE WLD, 5' X 8" TUBE (68")	1	--	--	--	--
1	3P035	AXLE WLD, 6' X 8" TUBE (80")	--	1	--	--	--
1	3P036	AXLE WLD, 7' X 8" TUBE (92")	--	--	1	--	--
1	3P037	AXLE WLD, 8' X 8" TUBE (104")	--	--	--	1	--
1	189158	AXLE WLD, 112" X 8" TUBE (CENTER)	--	--	--	--	1
2	2P800	WHEEL, 20 X 8 1/8 BORE (7007319)	17	20	23	26	28
3	3P052	CLAMP, AXLE	3	3	3	3	3
4	1-512-010005-09	NUT, HEX, SLFLKG, 1/2-13 GRB	3	3	3	3	3
5	1-654-010055-07	SCREW, HX CP, 1/2-13UNC X 2-1/2	3	3	3	3	3

## Roller Axle Assemblies, Crowfoot

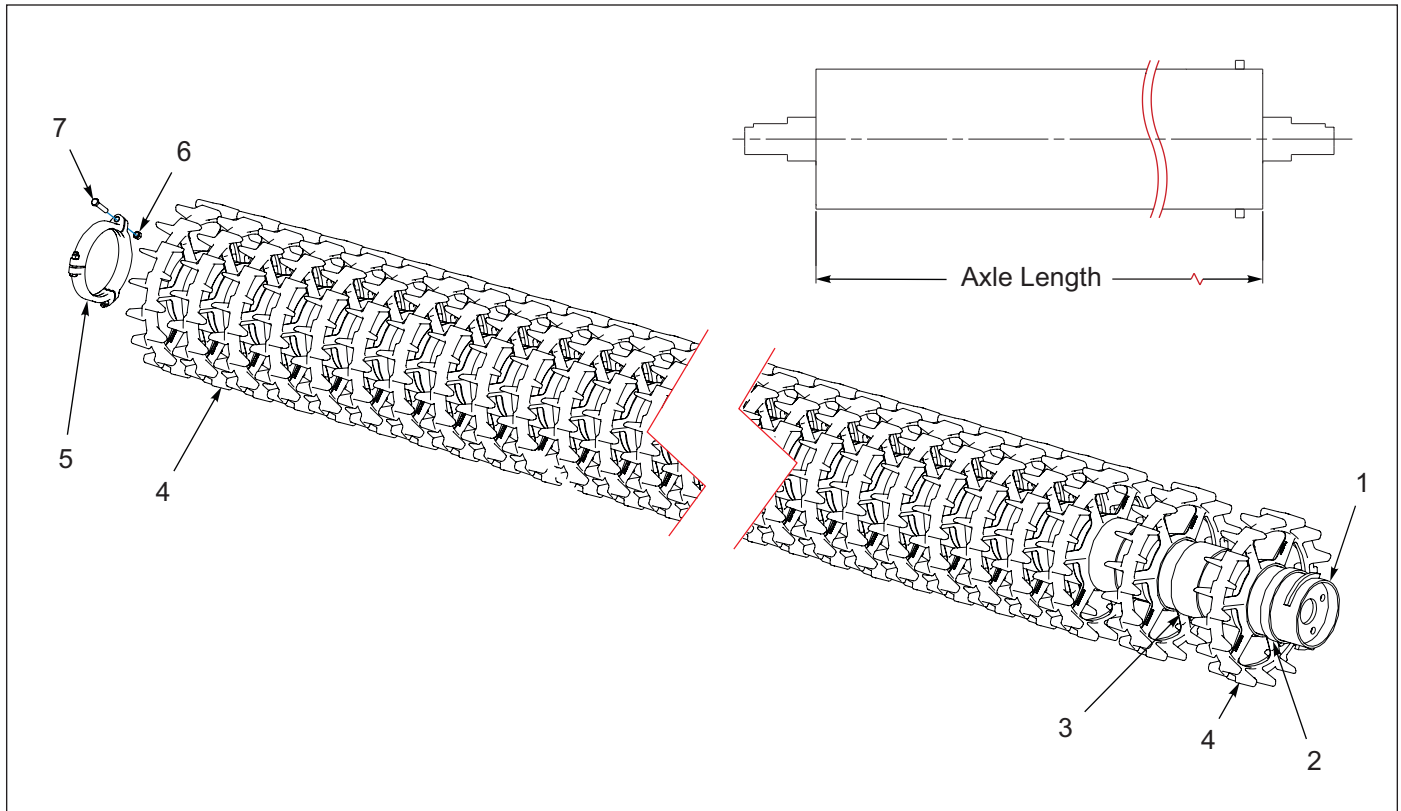


Figure 1-15: Roller Axle Assemblies, Crowfoot

## Roller Axle Assemblies, Crowfoot

ITEM	PART NUMBER	DESCRIPTION	QTY				
			X20	X22	X24	X26	CENTER
		<b>MODELS</b>	<b>X20</b>	<b>X22</b>	<b>X24</b>	<b>X26</b>	<b>CENTER</b>
	164721	AXLE ASM, 5' X 8" TUBE CROWFOOT (RIGHT HAND)	1	--	--	--	--
	180492	AXLE 5' LH CROWFOOT (LEFT HAND)	1	--	--	--	--
	164722	AXLE ASM, 6' X 8" TUBE CROW (RH)	--	1	--	--	--
	180493	AXLE 6' LH CROWFOOT (LH)	--	1	--	--	--
	164723	AXLE ASM, 7' X 8" TUBE CROW (RH)	--	--	1	--	--
	180494	AXLE 7' LH CROWFOOT (LH)	--	--	1	--	--
	164724	AXLE ASM, 8' X 8" TUBE CROW (RH)	--	--	--	1	--
	180495	AXLE 8' LH CROWFOOT (LH)	--	--	--	1	--
	191053	AXLE ASM, CROWFT CTR 19-27FT	--	--	--	--	1
1	3P034	AXLE WLD, 5' X 8" TUBE (68")	1	--	--	--	--
1	3P035	AXLE WLD, 6' X 8" TUBE (80")	--	1	--	--	--
1	3P036	AXLE WLD, 7' X 8" TUBE (92")	--	--	1	--	--
1	3P037	AXLE WLD, 8' X 8" TUBE (104")	--	--	--	1	--
1	189158	AXLE WLD, 112" X 8" TUBE (CENTER)	--	--	--	--	1
2	164675	TUBE RND 8.125 X 8.625 X 1.25	1	1	1	1	1
3	164676	TUBE RND 8.125 X 8.625 X 3.75	10	12	14	16	17
4	164639	WHEEL, CROWFOOT, 20" X 8" BORE	11	13	15	17	18
5	3P052	CLAMP, AXLE	3	3	3	3	3
6	1-512-010005-09	NUT, HEX, SLFLKG, 1/2-13 GRB	3	3	3	3	3
7	1-654-010055-07	SCREW, HX CP, 1/2-13UNC X 2-1/2	3	3	3	3	3

## Roller Axle Assemblies, Optimizer 5' through 7'

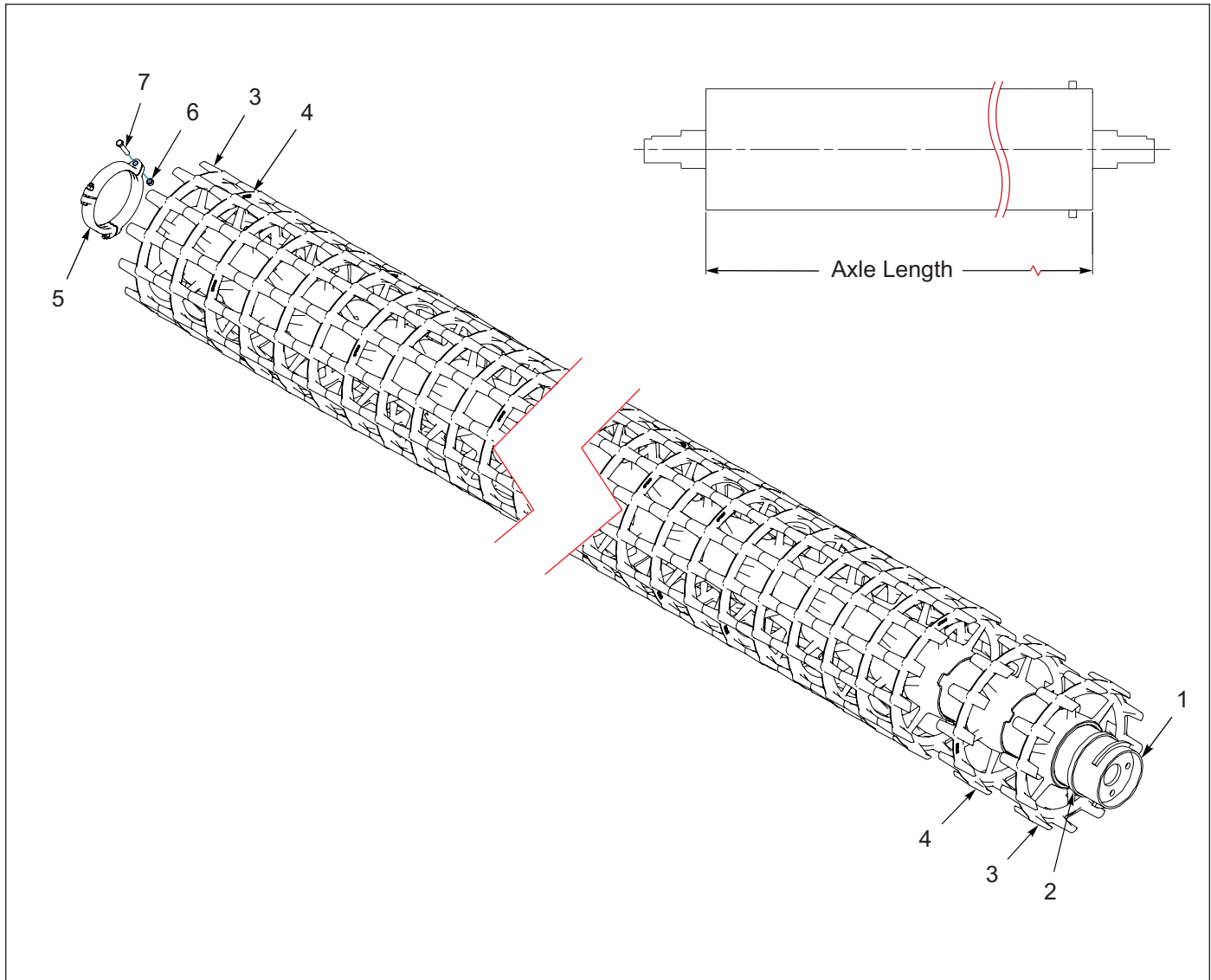


Figure 1-16: Roller Axle Assemblies, Optimizer 5' through 7'

## Roller Axles Assemblies, Optimizer 5' through 7'

ITEM	PART NUMBER	DESCRIPTION	QTY		
			X20	X22	X24
		<b>MODELS</b>			
	164710	AXLE ASM, 5' X 8" TUBE, OPT	1	--	--
	164711	AXLE ASM, 6' X 8" TUBE, OPT	--	1	--
	164712	AXLE ASM, 7' X 8" TUBE, OPT	--	--	1
1	3P034	AXLE WLD, 5' X 8" TUBE (68")	1	--	--
1	3P035	AXLE WLD, 6' X 8" TUBE (80")	--	1	--
1	3P036	AXLE WLD, 7' X 8" TUBE (92")	--	--	1
2	164687	TUBE, RND 8.125 X 8.625 X 0.688	1	1	1
3	164709	OPTIMIZER END WHEEL, 8" AXLE	2	2	2
4	3P300	WHEEL, OPTIMIZER, 8" AXLE	9	11	13
5	3P052	CLAMP, AXLE	3	3	3
6	1-512-010005-09	NUT, HEX, SLFLKG, 1/2-13 GRB	3	3	3
7	1-654-010055-07	SCREW, HX CP, 1/2-13UNC X 2-1/2	3	3	3

## Roller Axle Assemblies, Optimizer 8' and Center

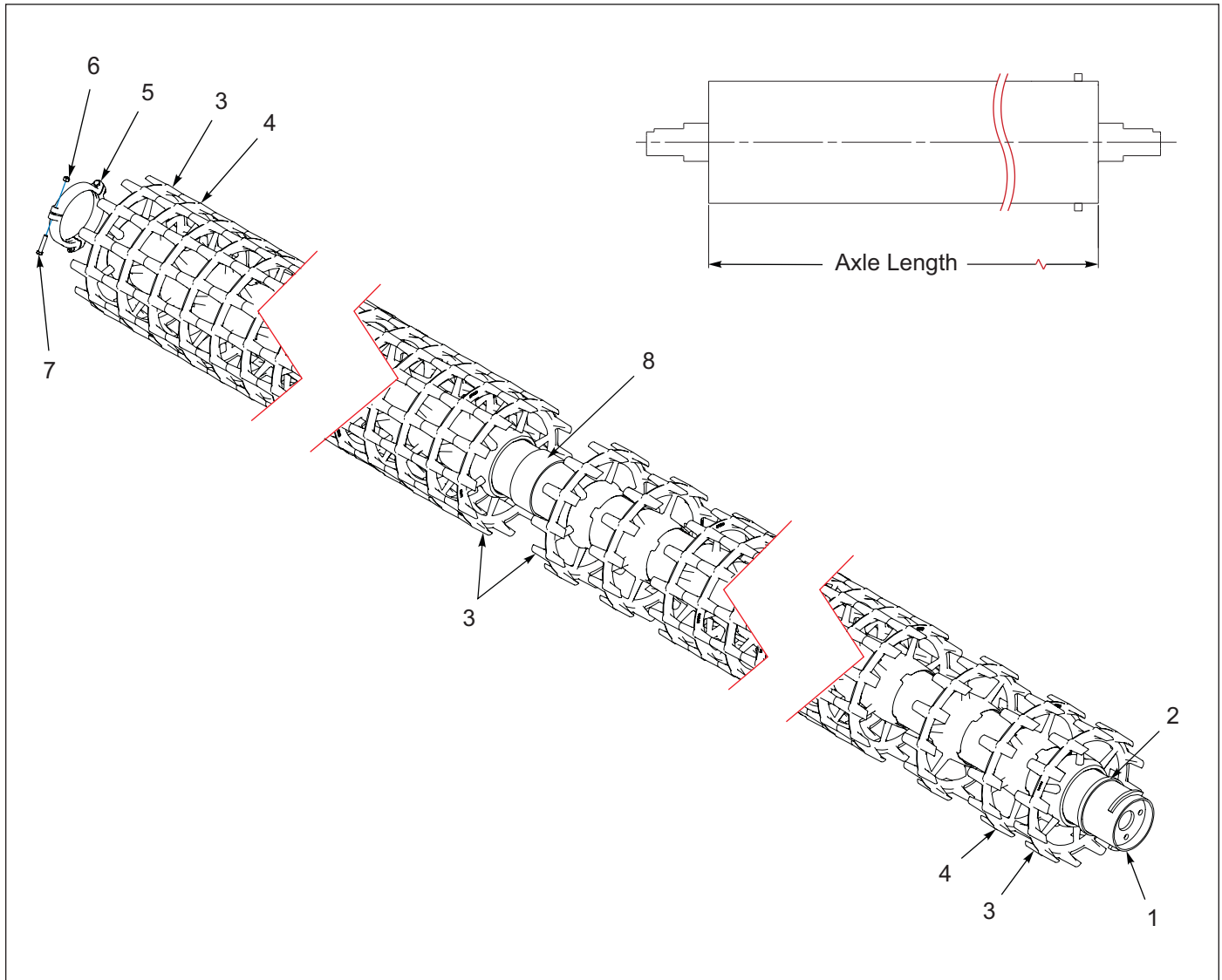


Figure 1-17: Roller Axle Assemblies, Optimizer 8' and Center

## Roller Axle Assemblies, Optimizer 8' and Center

ITEM	PART NUMBER	DESCRIPTION	QTY	
			X26	CENTER
		<b>MODELS</b>		
	164713	AXLE ASM, 8' X 8" TUBE, OPT	1	--
	191051	AXLE ASM, OPTIMIZER CTR 19-27FT	--	1
1	3P037	AXLE WLD, 8' X 8" TUBE ( <b>104"</b> )	1	--
1	189158	AXLE WLD, 112' X 8" TUBE ( <b>CENTER</b> )	--	1
2	164687	TUBE, RND 8.125 X 8.625 X 0.688	1	--
2	191065	TUBE, RND 8.125 X 8.625 X 2.0	--	1
3	164709	OPTIMIZER END WHEEL, 8" AXLE	4	4
4	3P300	WHEEL, OPTIMIZER, 8" AXLE	13	14
5	3P052	CLAMP, AXLE	3	3
6	1-512-010005-09	NUT, HEX, SLFLKG, 1/2-13 GRB	3	3
7	1-654-010055-07	SCREW, HX CP, 1/2-13UNC X 2-1/2	3	3
8	174890	TUBE,RND 8.125 X 8.625 X 3.875	1	1

## Roller Axle Assemblies, Notched Heavy

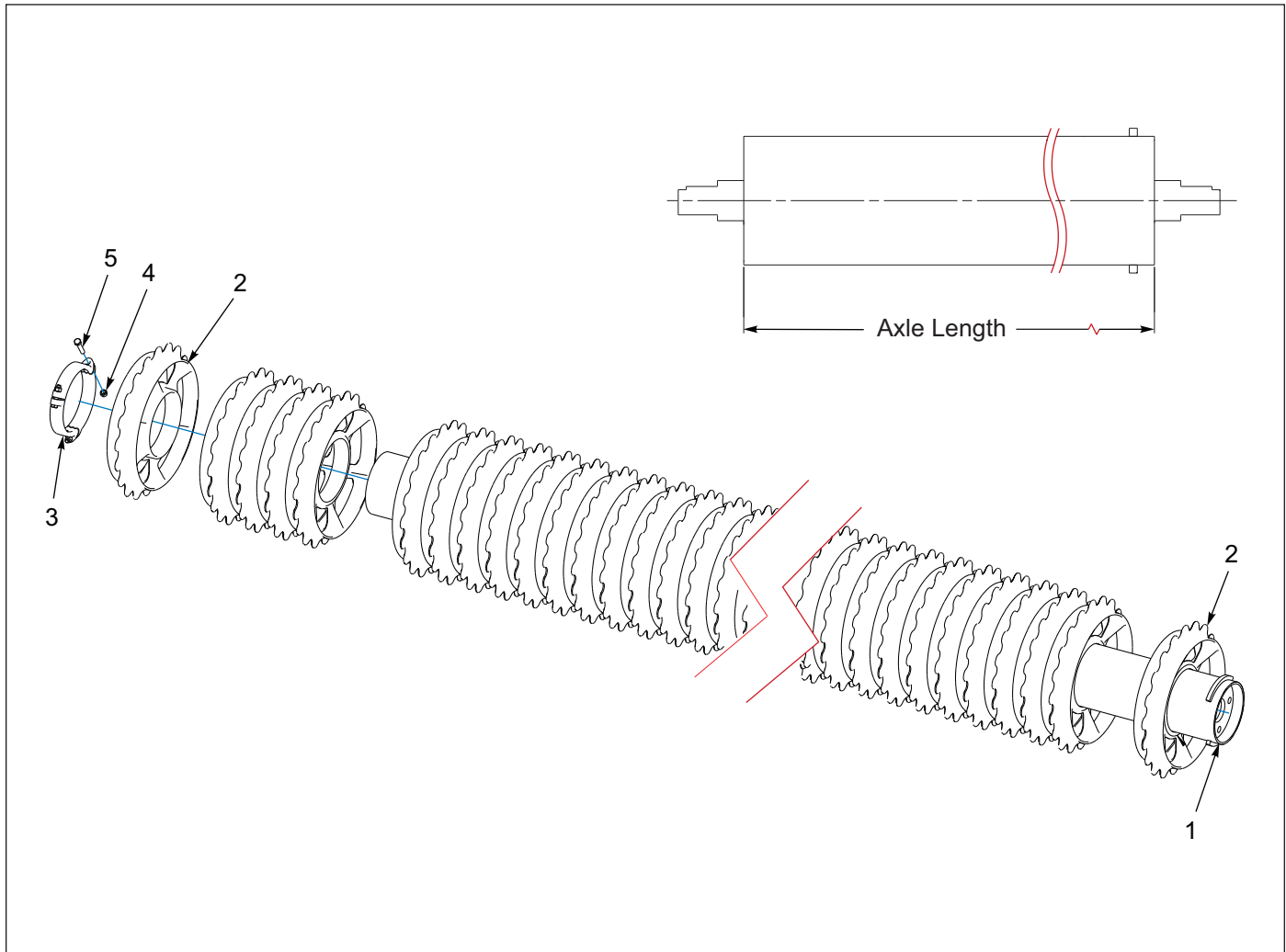


Figure 1-18: Roller Axle Assemblies, Notched Heavy

## Roller Axle Assemblies, Notched Heavy

ITEM	PART NUMBER	DESCRIPTION	QTY				
			X20	X22	X24	X26	CENTER
		<b>MODLES</b>					
	190802	AXLE ASM, NOTCHED HVY 5FT	1	--	--	--	--
	190803	AXLE ASM, NOTCHED HVY 6FT	--	1	--	--	--
	190804	AXLE ASM, NOTCHED HVY 7FT	--	--	1	--	--
	190805	AXLE ASM, NOTCHED HVY 8FT	--	--	--	1	--
	191057	AXLE ASM, NOTCHED HVY CNTR19-27FT	--	--	--	--	1
1	3P034	AXLE WLD, 5' X 8" TUBE (68")	1	--	--	--	--
1	3P035	AXLE WLD, 6' X 8" TUBE (80")	--	1	--	--	--
1	3P036	AXLE WLD, 7' X 8" TUBE (92")	--	--	1	--	--
1	3P037	AXLE WLD, 8' X 8" TUBE (104")	--	--	--	1	--
1	189158	AXLE WLD, 112' X 8" TUBE (CENTER)	--	--	--	--	1
2	164648	WHEEL, 20" HEAVY, 8" BORE	17	20	23	26	28
3	3P052	CLAMP, AXLE	3	3	3	3	3
4	1-512-010005-09	NUT, HEX, SLFLKG, 1/2-13 GRB	3	3	3	3	3
5	1-654-010055-07	SCREW, HX CP, 1/2-13UNC X 2-1/2	3	3	3	3	3

## Roller Axle Assemblies, Notched Heavy with Sprockets

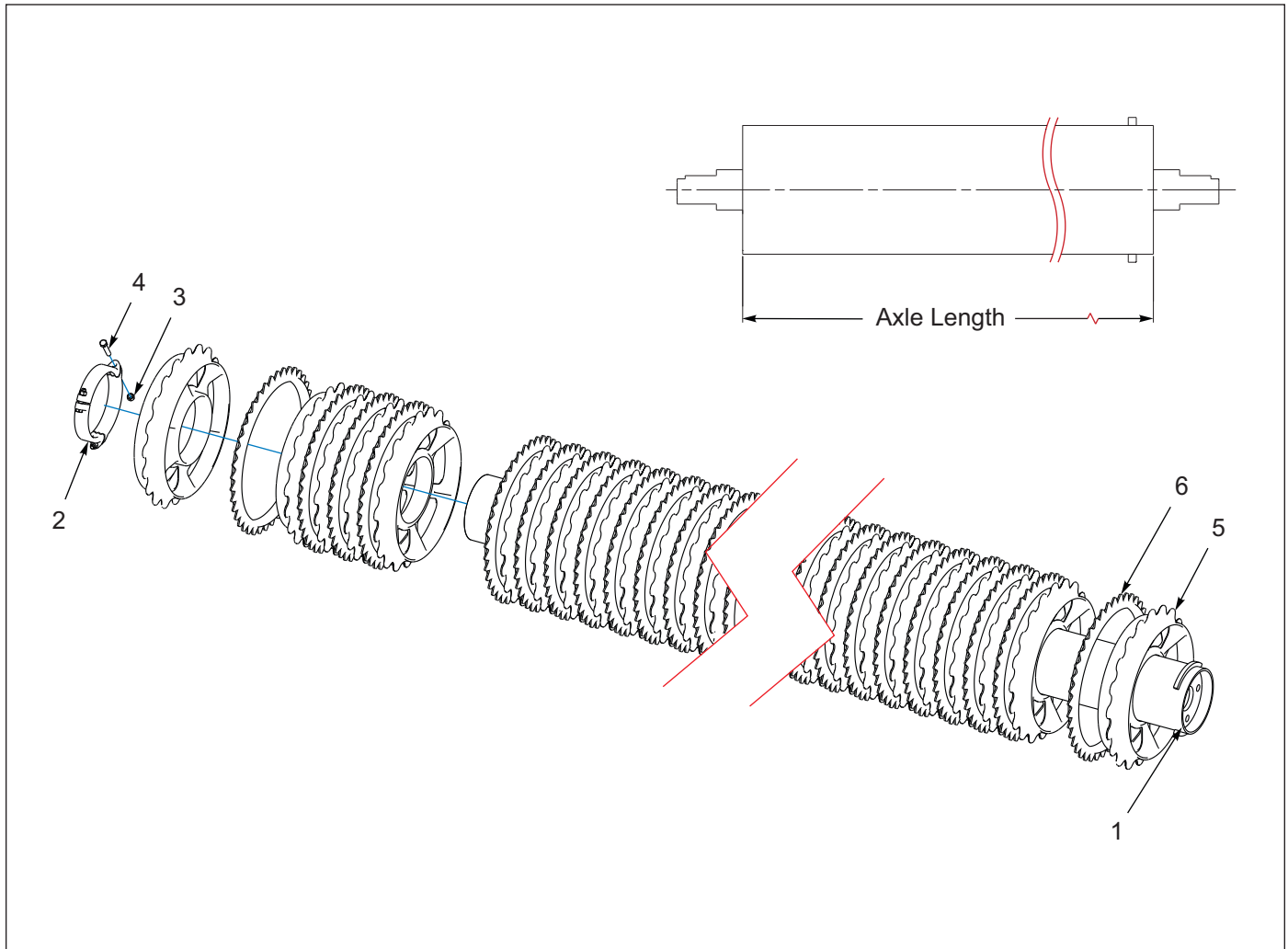


Figure 1-19: Roller Axle Assemblies, Notched Heavy with Sprockets

## Roller Axle Assemblies, Notched Heavy with Sprockets

ITEM	PART NUMBER	DESCRIPTION	QTY				
			X20	X22	X24	X26	CENTER
		<b>MODELS</b>					
	190824	AXLE ASM, HVY W/SPROCKET 5FT	1	--	--	--	--
	190825	AXLE ASM, HVY W/SPROCKET 6FT	--	1	--	--	--
	190826	AXLE ASM, HVY W/SPROCKET 7FT	--	--	1	--	--
	190827	AXLE ASM, HVY W/SPROCKET 8FT	--	--	--	1	--
	191059	AXLE ASM, HVY SPRKT CTR 19-27FT	--	--	--	--	1
1	3P034	AXLE WLD, 5' X 8" TUBE (68")	1	--	--	--	--
1	3P035	AXLE WLD, 6' X 8" TUBE (80")	--	1	--	--	--
1	3P036	AXLE WLD, 7' X 8" TUBE (92")	--	--	1	--	--
1	3P037	AXLE WLD, 8' X 8" TUBE (104")	--	--	--	1	--
1	189158	AXLE WLD, 112" X 8" TUBE (CENTER)	--	--	--	--	1
2	3P052	CLAMP, AXLE	3	3	3	3	3
3	1-512-010005-09	NUT, HEX, SLFLKG, 1/2-13 GRB	3	3	3	3	3
4	1-654-010055-07	SCREW, HX CP, 1/2-13UNC X 2-1/2	3	3	3	3	3
5	164648	WHEEL, 20" HEAVY, 8" BORE	17	20	23	26	28
6	4K775	SPROCKET	16	19	22	25	27

## V-Wheel Roller Axle Assemblies

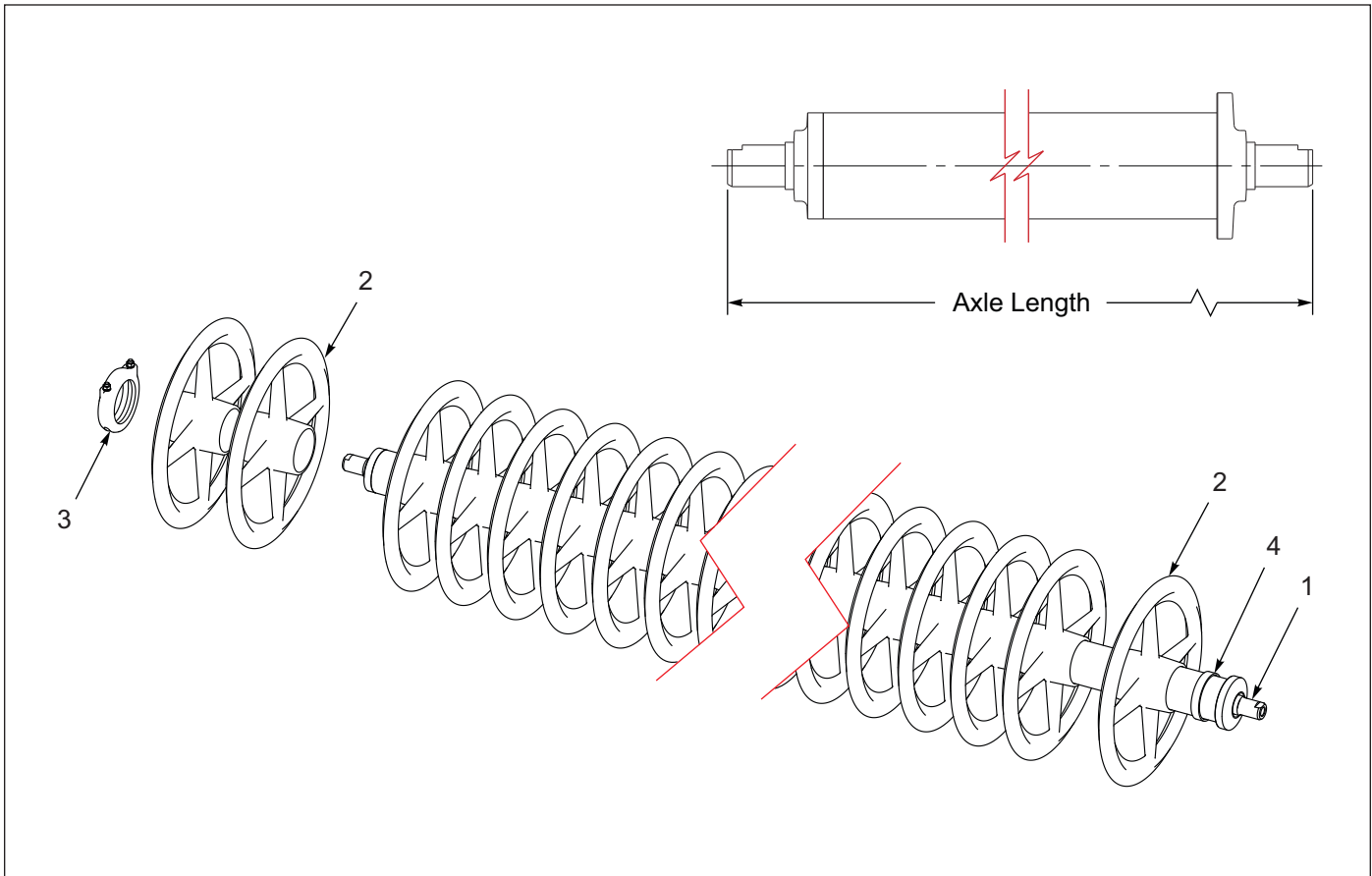


Figure 1-20: V-Wheel Roller Axle Assemblies

## V-Wheel Roller Axle Assemblies

ITEM	PART NUMBER	DESCRIPTION	QTY				
			X20	X22	X24	X26	CENTER
		<b>MODELS</b>	<b>X20</b>	<b>X22</b>	<b>X24</b>	<b>X26</b>	<b>CENTER</b>
	189221	AXLE ASM, V-WHL 5FT	1	--	--	--	--
	189222	AXLE ASM, V-WHL 6FT	--	1	--	--	--
	189223	AXLE ASM, V-WHL 7FT	--	--	1	--	--
	189224	AXLE ASM, V-WHL 8FT	--	--	--	1	--
	191055	AXLE ASM,V-WHL CTR 19-27FT	--	--	--	--	1
1	189213	AXLE ASM, 4.5 X 1.765 X 5FT <b>(SEE PAGE 1-29)</b>	1	--	--	--	--
1	189214	AXLE ASM, 4.5 X 1.765 X 6FT <b>(SEE PAGE 1-29)</b>	--	1	--	--	--
1	189215	AXLE ASM, 4.5 X 1.765 X 7FT <b>(SEE PAGE 1-29)</b>	--	--	1	--	--
1	189216	AXLE ASM, 4.5 X 1.765 X 8FT <b>(SEE PAGE 1-29)</b>	--	--	--	1	--
1	191103	AXLE ASM, CENTER 19-27FT <b>(SEE PAGE 1-29)</b>	--	--	--	--	1
2	183555	WHEEL,22" V	11	13	15	17	18
3	5J376	AXLE CLAMP ASSEM <b>(SEE PAGE 1-30)</b>	1	1	1	1	1
4	189533	SPACER, 4-5/8 X 7/8	1	1	1	1	1



# Axle Assemblies

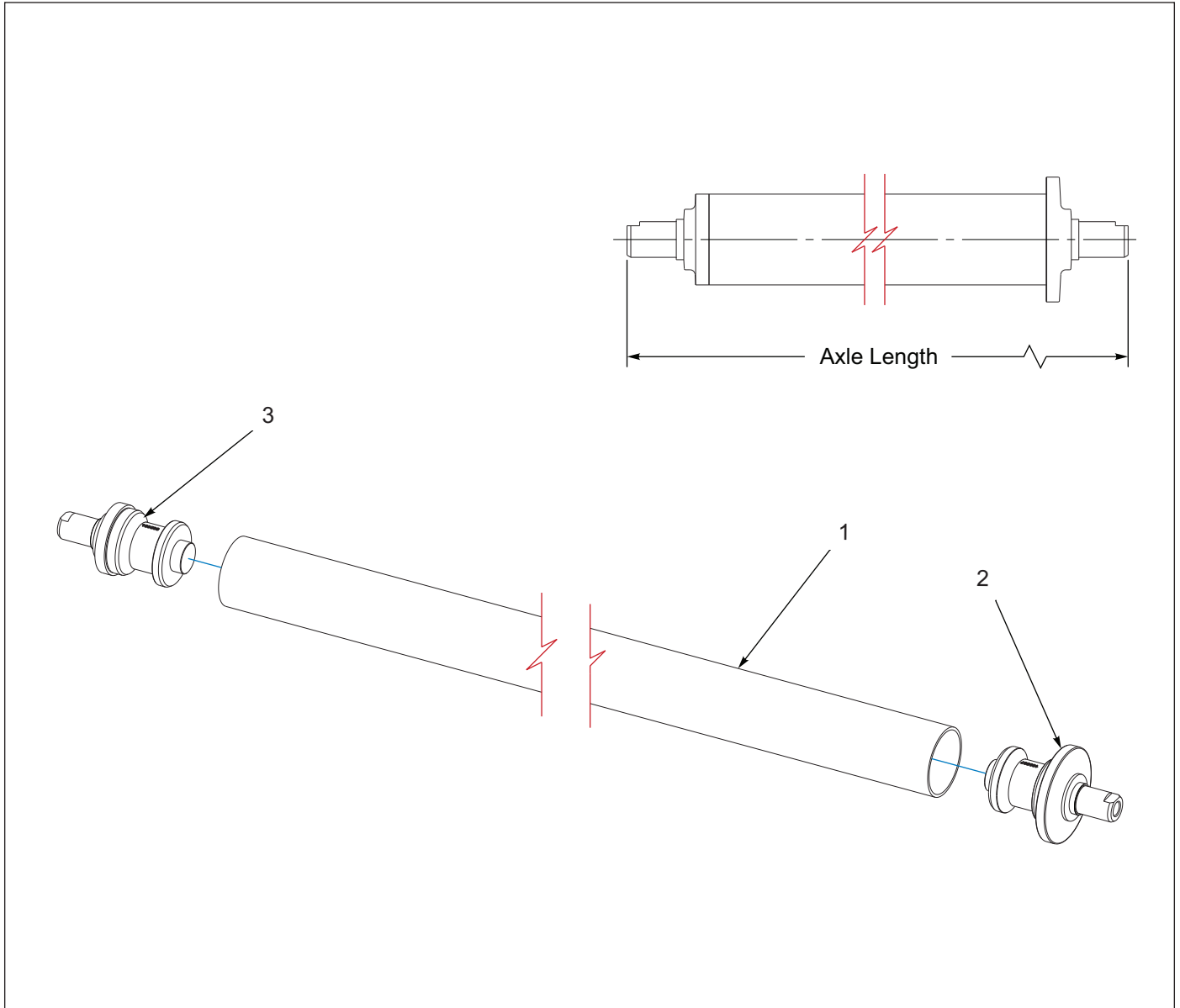


Figure 1-21: Axle Assemblies

## Axle Assemblies

ITEM	PART NUMBER	DESCRIPTION	QTY				
			X20	X22	X24	X26	CENTER
		<b>MODELS</b>					
	189213	AXLE ASM, 4.5 X 1.765 X 5FT (76-1/8)	1	--	--	--	--
	189214	AXLE ASM, 4.5 X 1.765 X 6FT (88-1/8)	--	1	--	--	--
	189215	AXLE ASM, 4.5 X 1.765 X 7FT (100-1/8)	--	--	1	--	--
	189216	AXLE ASM, 4.5 X 1.765 X 8FT (112-1/8)	--	--	--	1	--
	191103	AXLE ASM, CENTER 19-27FT (120-1/8)	--	--	--	--	1
1	-----	PIPE, AXLE <b>(NOT SOLD SEPARATELY, ORDER ASSEMBLY TO REPLACE)</b>	1	1	1	1	1
2	189537	STUB, TRUNNION 4.5 AXLE FLANGE	1	1	1	1	1
3	189538	STUB, TRUNNION 4.5 AXLE	1	1	1	1	1

# Axle Clamp

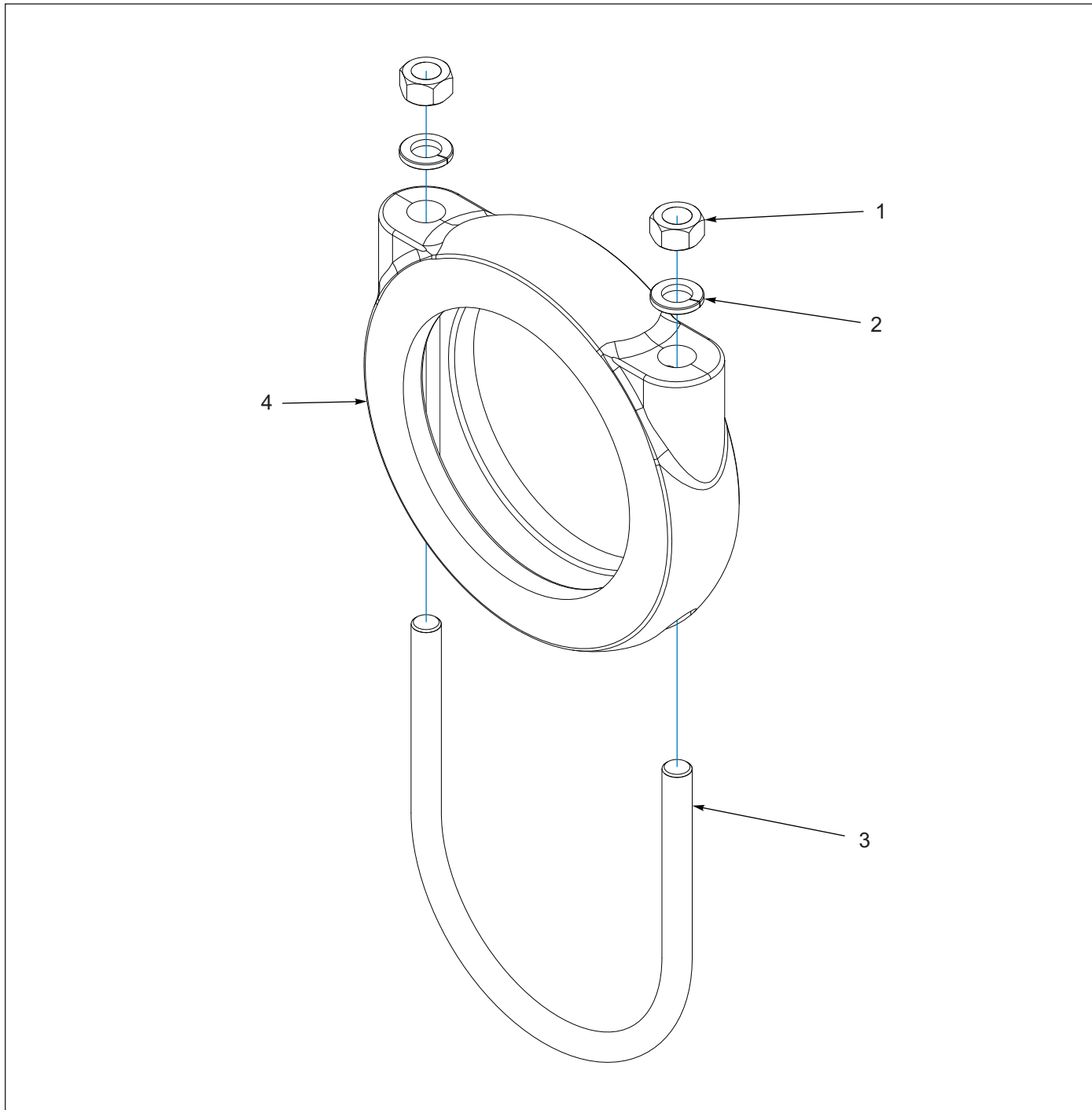


Figure 1-22: Axle Clamp

# Axle Clamp

ITEM	PART NUMBER	DESCRIPTION	QTY
	5J376	AXLE CLAMP ASSEM	1
1	1-512-010007-08	NUT, HEX 7/16-14 GR2 ZP	2
2	1-861-010034-12	WASHER,LOCKING HLC SPG 7/16	2
3	1C290	U-BOLT .386 DIA X 14-1/2 L.	1
4	0A087	CLAMP	1



# Hydraulic Layout

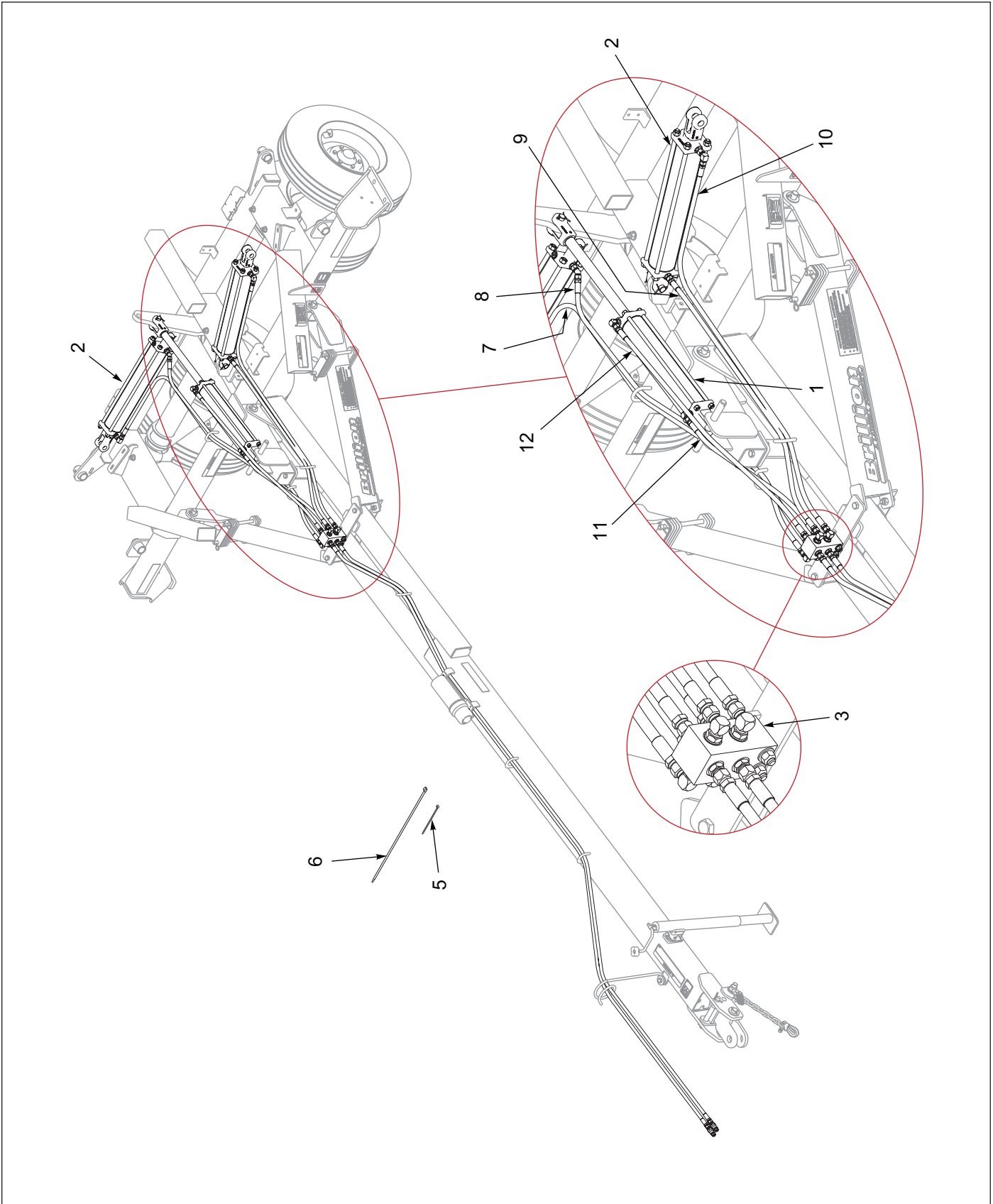


Figure 1-23: Hydraulic Layout

---

## Hydraulic Layout

ITEM	PART NUMBER	DESCRIPTION	QTY
1	9D137	HYD CYLINDER - 3 X 16 (SEE PAGE 1-54) (SEE PAGE 1-55)	1
2	6J811	HYD CYLINDER - 3 1/2 X 20 (WING) (SEE PAGE 1-56) (SEE PAGE 1-57)	2
3	2-474-010022	MANIFOLD HYDR ASSY, 8 HOSE	1
4	153621	HOSE ASSY, 3/8 X 212	2
5	105-0228	TYWRAP 8IN LG TY-5272MX	12
6	3J615	CABLE TIE - 28"	1
7	192481	HOSE ASSY 3/8 X 88	1
8	153843	HOSE ASSY 3/8 X 67,#8 JIC SWVL	1
9	71508992	HOSE .38 X 50	1
10	122910	HOSE ASSY 3/8 X 70,#8 JIC SWVL	1
11	192487	HOSE ASSY 3/8 X 28	1
12	117259	HOSE ASSY, 3/8 X 48 #8 JIC	1

# Hydraulic Schematic

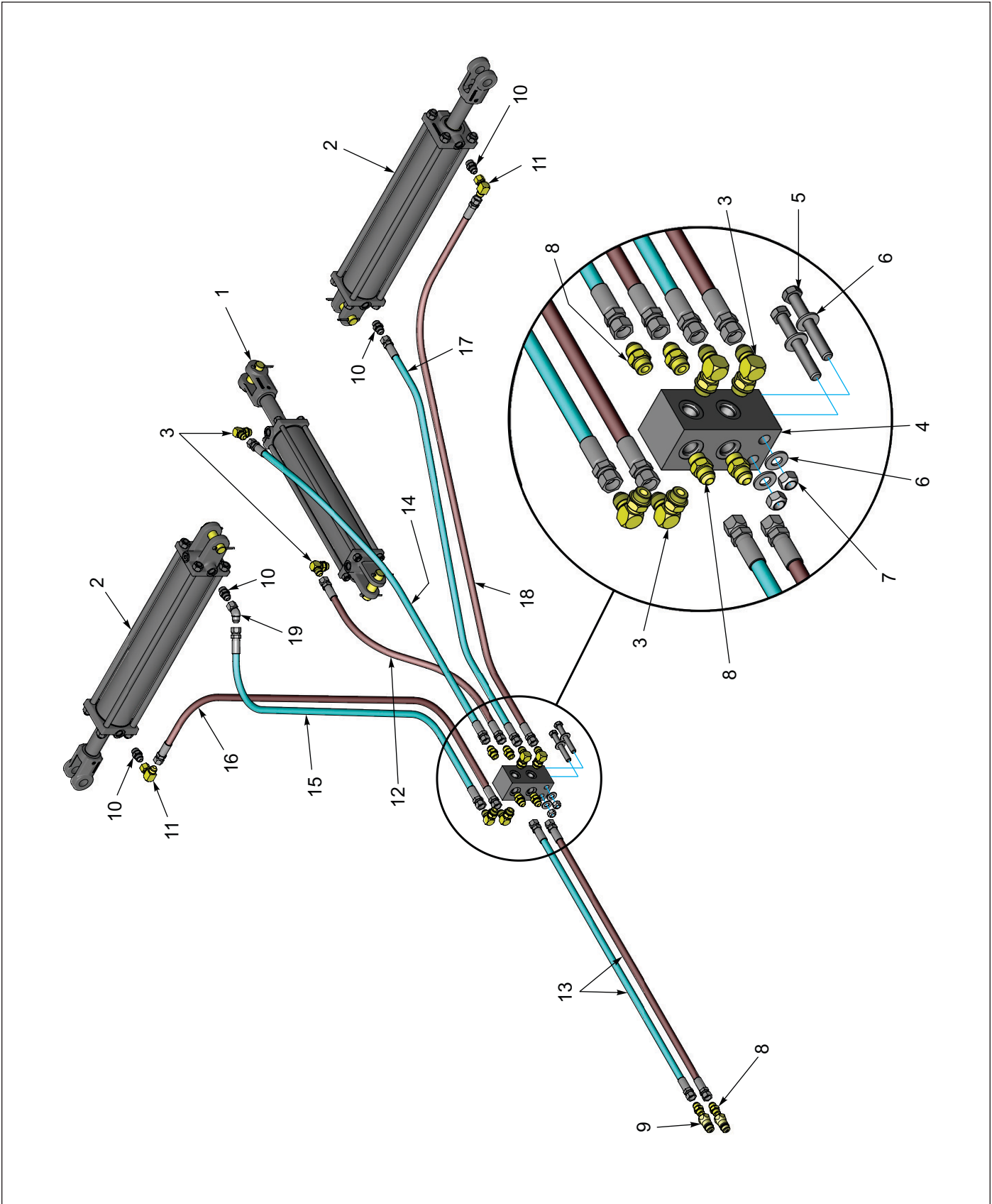


Figure 1-24: Hydraulic Schematic

## Hydraulic Schematic

ITEM	PART NUMBER	DESCRIPTION	QTY
1	9D137	HYD CYLINDER - 3 X 16 (SEE PAGE 1-54) (SEE PAGE 1-55)	1
2	6J811	HYD CYLINDER - 3 1/2 X 20 (WING) (SEE PAGE 1-56) (SEE PAGE 1-57)	2
3	2062-8-8S	ADAPTER, 90 #8 O-RING-TUBE (ELBOW, 8MJ X 8MOR X 90°)	6
4	2-474-010022	MANIFOLD HYDR ASSY, 8 HOSE	1
5	1-654-010055-12	SCREW,CP,HX.50-13UNC X 3.75 GR5	2
6	1-861-010032-14	WASHER, FLAT 1/2 N ZP/CD	4
7	1-512-010005-09	NUT, HEX SLFLKG, 1/2-13 GRB	2
8	202702-8-8S	ADAPTER #8 O-RING TO #8 TUBE (8MJ X 8MOR)	6
9	141828	COUPLER, MALE 3/4-16 O-RING	2
10	201441	RESTRICTOR,0.047 X 08MJ X08MOR	4
11	2071-8-8S	90 DEGREE ADAPTOR (ELBOW, 8MJ X 8FJS X 90°)	2
12	192487	HOSE ASSY 3/8 X 28	1
13	153621	HOSE ASSY, 3/8 X 212	2
14	117259	HOSE ASSY, 3/8 X 48	1
15	153843	HOSE ASSY 3/8 X 67	1
16	192481	HOSE ASSY 3/8 X 88	1
17	71508992	HOSE .38 X 50	1
18	122910	HOSE ASSY 3/8 X 70	1
19	121031	FITTING,45EL #8M X #8F 37SWVL (ELBOW, 8MJ X 8FJS X 45°)	1

# Electrical Layout

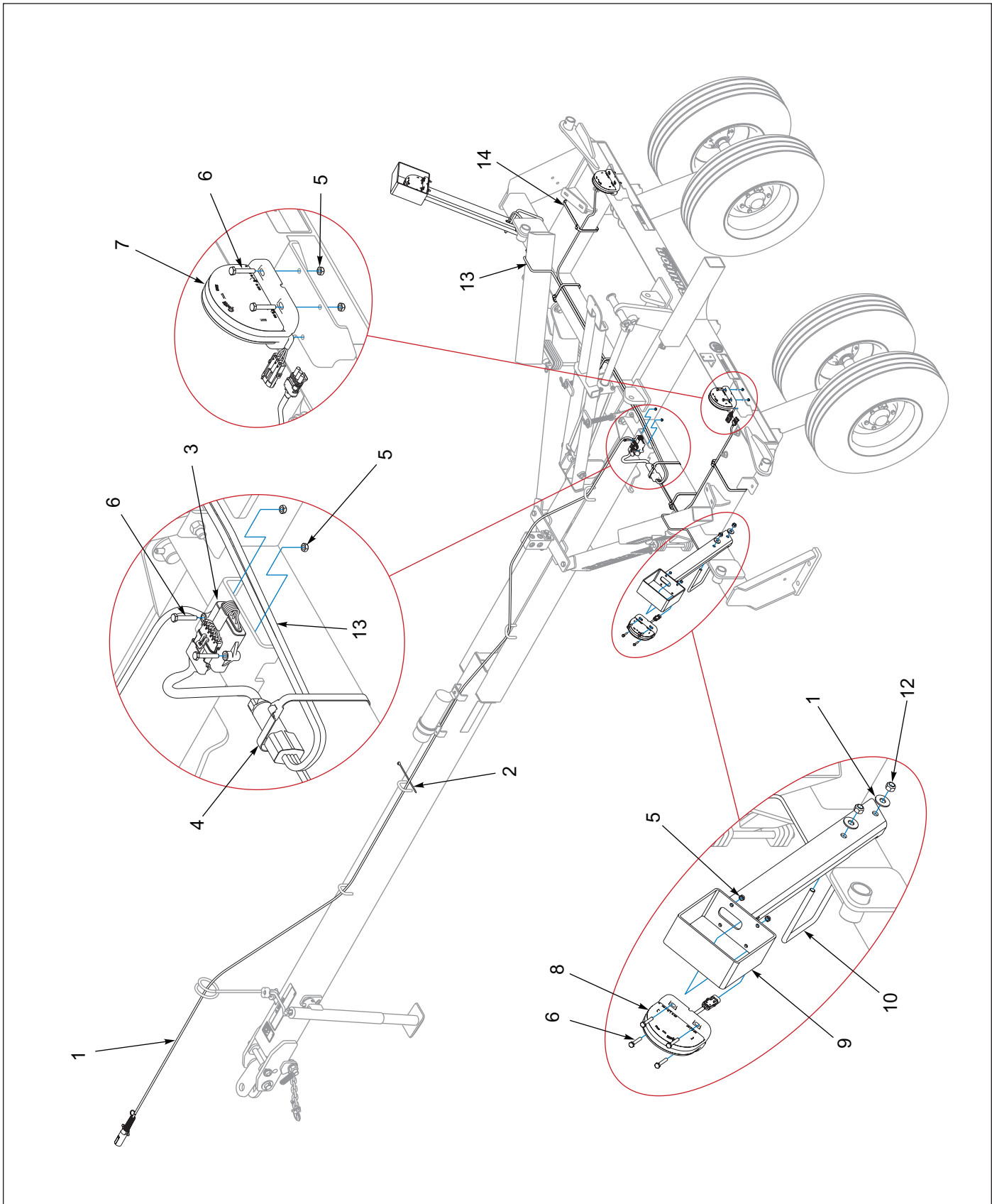


Figure 1-25: Electrical Layout



---

## Electrical Layout

ITEM	PART NUMBER	DESCRIPTION	QTY
1	175152	HARNESS, 7 PIN/4 PIN WP, (25')	1
2	105-0228	TYWRAP 8IN LG TY-5272MX	10
3	174437	MODULE, AG FLASHER CONTROL	1
4	105874	TIE, STRAP PLSTC 21.5-24 X .301	20
5	1-512-010005-01	NUT, HEX, SLFLKG GRB 1/4-20	18
6	1-654-010047-08	SCREW HX CP, 1/4-20UNC X 1-1/2 G5	18
7	174435	LAMP, AG RED SINGLE LED	2
8	174436	LAMP, AG AMBER SINGLE LED	2
9	178510	BRACKET, WARNING LAMP	2
10	2P748	U-BLT 1/2-13 X 5-1/2 X 6-1/4, ZP	2
11	1-861-010032-15	WASHER, FLAT 1/2 W ZP/CD	4
12	1-512-010005-09	NUT,HEX SLFLKG, 1/2-13 GRB	4
13	175151	HARNESS, LED WARNING LIGHTS	1
14	7K678	CABLE TIE	4



### Electrical Schematic

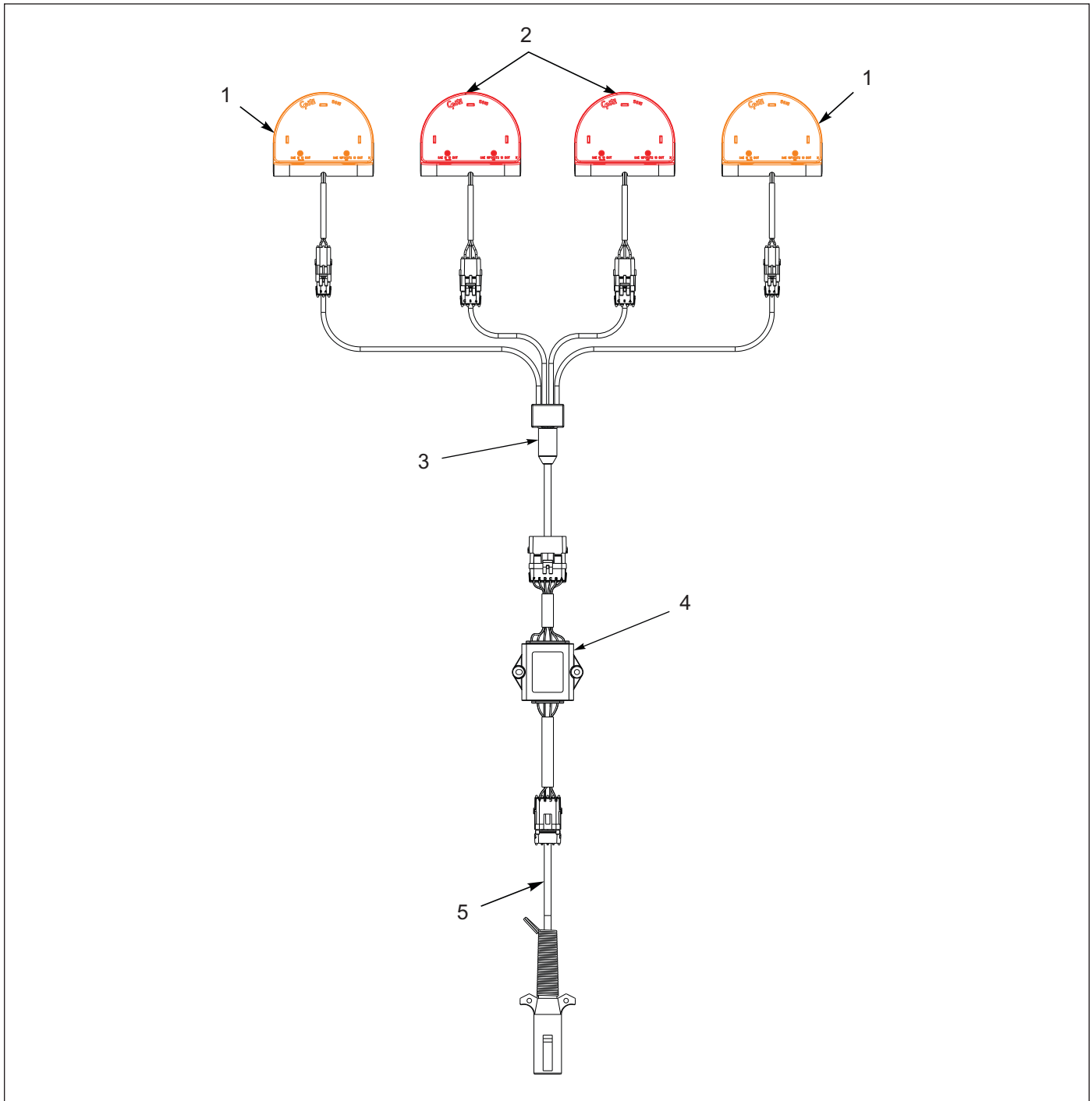


Figure 1-26: Electrical Schematic

### Electrical Schematic

ITEM	PART NUMBER	DESCRIPTION	QTY
1	174436	LAMP, AG AMBER SINGLE LED	2
2	174435	LAMP, AG RED SINGLE LED	2
3	175151	HARNESS, LED WARNING LIGHTS	1
4	174437	MODULE, AG FLASHER CONTROL	1
5	175152	HARNESS, 7 PIN/4 PIN WP, 25'	1

# Scrapers - Optional

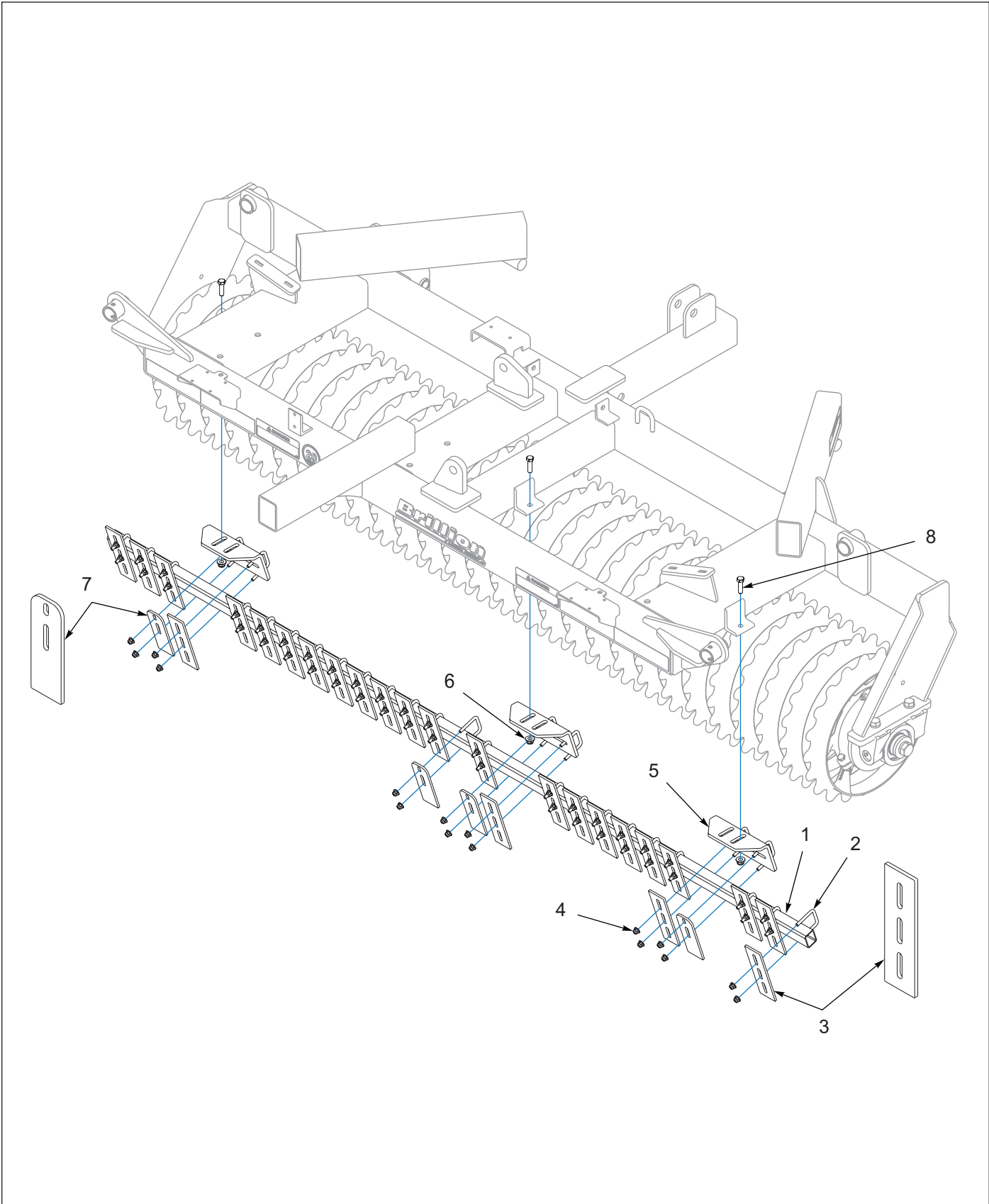


Figure 1-27: Center Scrapers - Optional

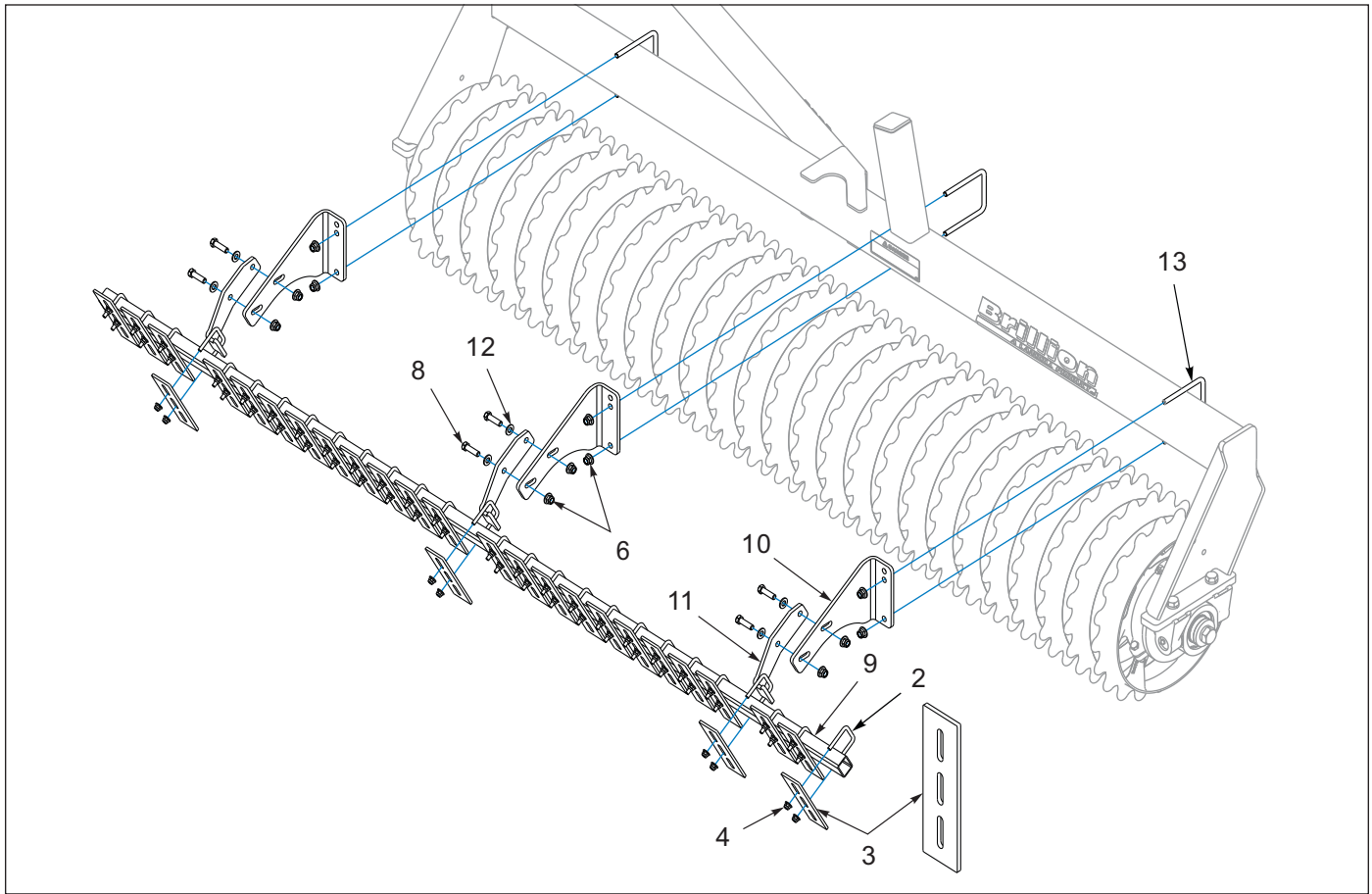


Figure 1-28: Wing Scrapers - Optional

### Scrapers - Optional

ITEM	PART NUMBER	DESCRIPTION	QTY			
			5FT	6FT	7FT	8FT
		<b>WING FRAME SIZE</b>	<b>5FT</b>	<b>6FT</b>	<b>7FT</b>	<b>8FT</b>
	193479	SCRAPER KIT X19/20 NOTCH	1	--	--	--
	193480	SCRAPER KIT X 21/22 NOTCH	--	1	--	--
	193481	SCRAPER KIT X 23/24 NOTCH	--	--	1	--
	193482	SCRAPER KIT X 25/26 NOTCH	--	--	--	1
1	190884	TUBE 2 X 1-1/2 X 11GA X 116	1	1	1	1
2	171749	U-BOLT, 3/8-16 X 2-7/16 X 2-3/4, ZP	65	74	77	83
3	8J014	SCRAPER, 2-1/2" WIDE	61	67	73	79
4	2P252	NUT, FLANGE NY-LOK 3/8-16	130	142	154	166
5	191345	BRCKT, CENTER SCRPR 19-27FT	3	3	3	3
6	2P253	NUT, FLANGE NY-LOK 1/2-13	19	19	27	27
7	9J930	SCRAPER	4	4	4	4
8	1-654-010055-04	SCREW, HEX CAP, 1/2-13UNC X 1-3/4	11	11	15	15
9	190046	TUBE, 2 X 1-1/2 X 11GA X 72	2	--	--	--
9	190047	TUBE, 2 X 1-1/2 X 11GA X 84	--	2	--	--
9	183569	TUBE RECT 2X1-1/2X96	--	--	2	--
9	190857	TUBE RECT 2X1-1/2X11GAX108	--	--	--	2
10	189229	BRACKET, WING SCRAPER	4	4	6	6
11	171748	BRACKET, SCRAPER TUBE	4	4	6	6
12	1-861-010032-14	WASHER, FLAT 1/2" N ZP/CD	8	8	12	12
13	3J562	U-BLT 1/2-13 X 5-1/2 X 4-9/16 ZP	4	4	6	6

# Heavy Scrapers - Optional

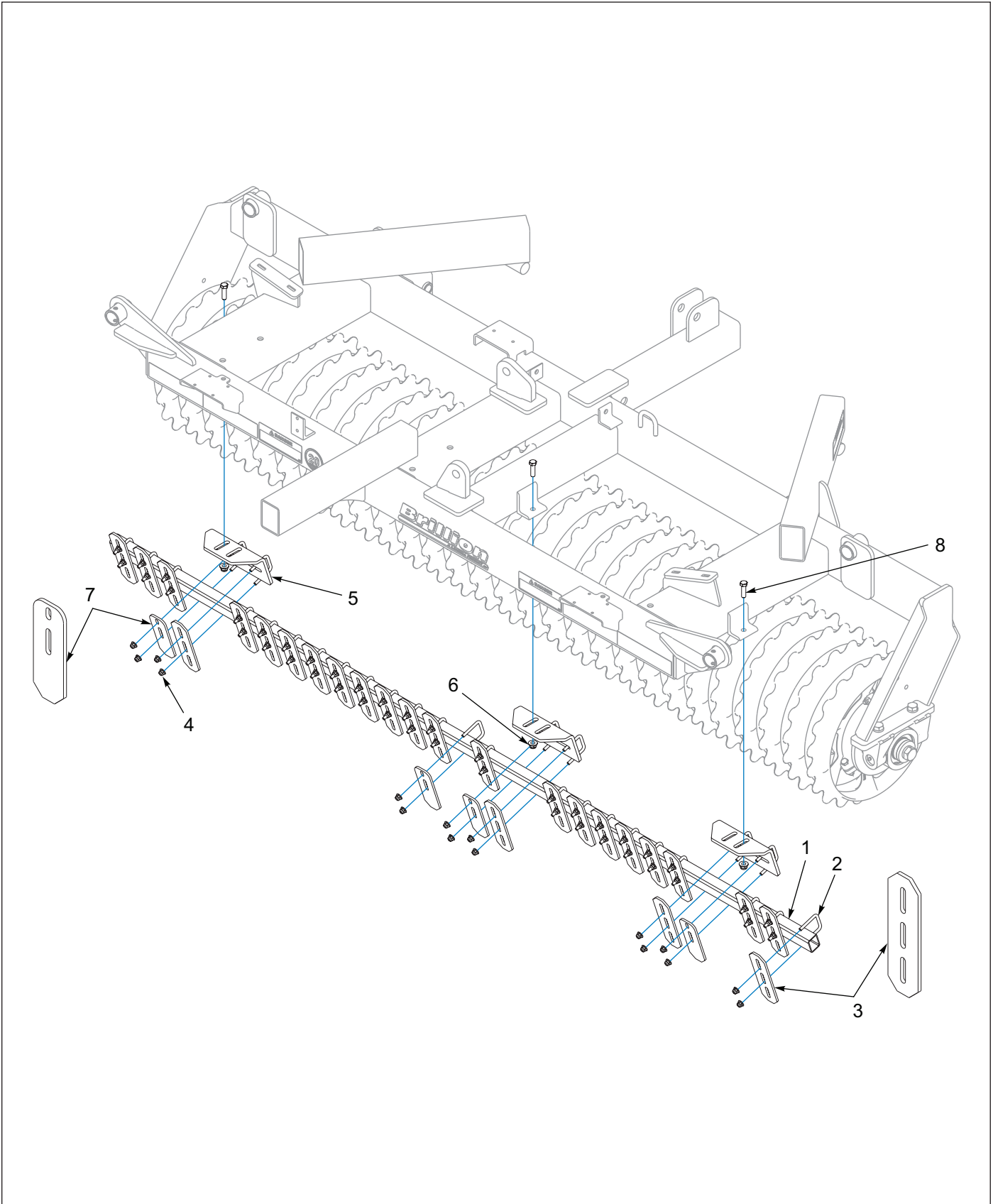


Figure 1-29: Center Heavy Scrapers - Optional

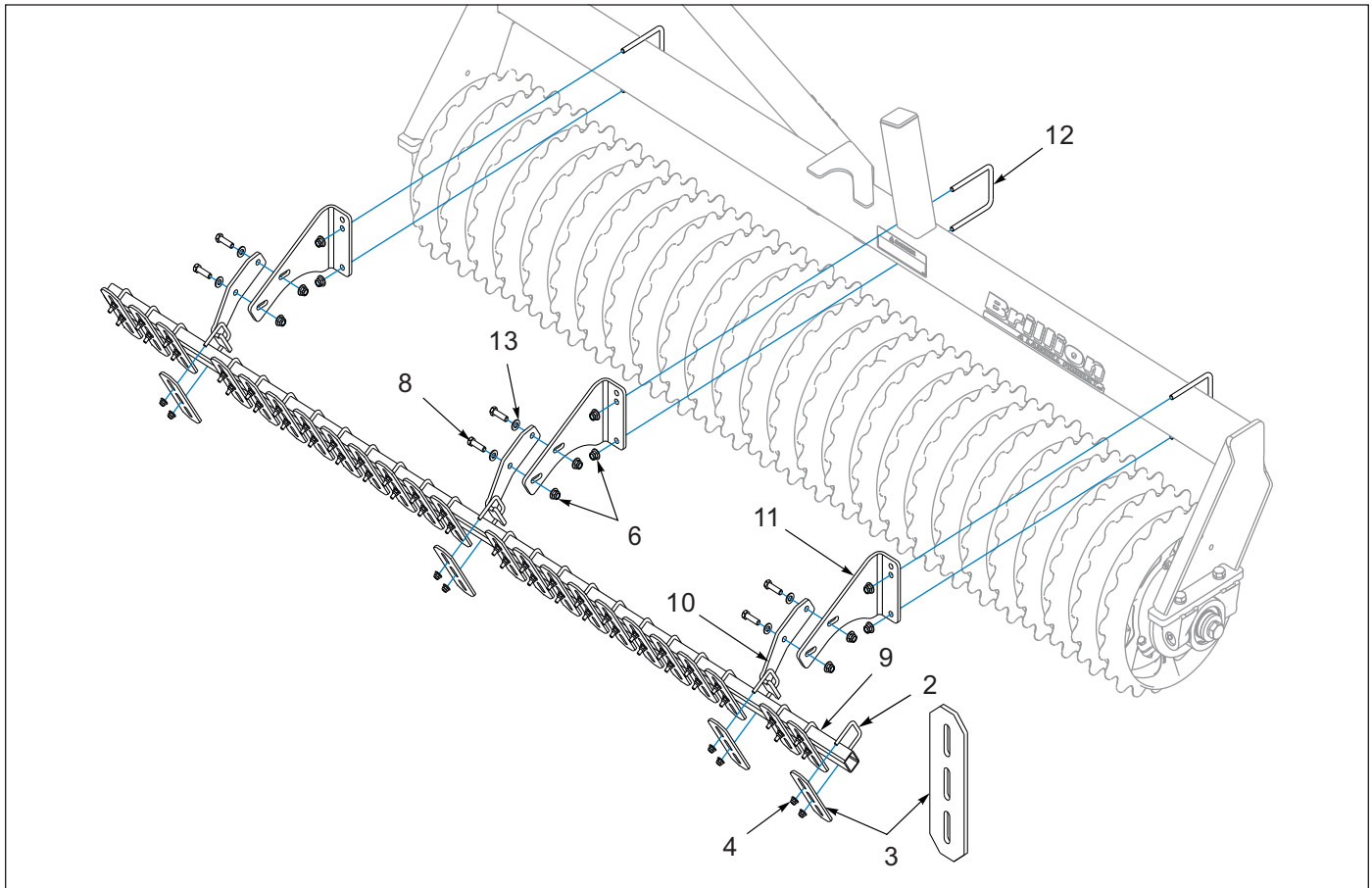


Figure 1-30: Wing Heavy Scrapers - Optional

## Heavy Scrapers - Optional

ITEM	PART NUMBER	DESCRIPTION	QTY			
			5FT	6FT	7FT	8FT
		<b>WING FRAME SIZE</b>				
	193494	SCRAPER KIT XH20	1	--	--	--
	193495	SCRAPER KIT XH22	--	1	--	--
	193496	SCRAPER KIT XH24	--	--	1	--
	193497	SCRAPER KIT XH26	--	--	--	1
1	190884	TUBE 2 X 1-1/2 X 11GA X 116	1	1	1	1
2	171749	U-BOLT, 3/8-16 X 2-7/16 X 2-3/4, ZP	65	71	77	83
3	2P804	SCRAPER, CHAMFERED	61	67	73	79
4	2P252	NUT, FLANGE NY-LOK 3/8-16	130	132	154	166
5	191345	BRACKET, CENTER SCRAPER 19-27FT	3	3	3	3
6	2P253	NUT, FLANGE NY-LOK 1/2-13	19	19	27	27
7	2P818	SCRAPER, SPECIAL CHAMFERED	4	4	4	4
8	1-654-010055-04	SCREW, HEX CAP, 1/2-13UNC X 1-3/4	11	11	15	15
9	190046	TUBE, 2 X 1-1/2 X 11GA X 72	2	--	--	--
9	190047	TUBE, 2 X 1-1/2 X 11GA X 84	--	2	--	--
9	183569	TUBE RECT 2X1-1/2X96	--	--	2	--
9	190857	TUBE RECT 2X1-1/2X11GAX108	--	--	--	2
10	171748	BRACKET, SCRAPER TUBE	4	4	6	6
11	189229	BRACKET, WING SCRAPER	4	4	6	6
12	3J562	U-BOLT 1/2-13 X 5-1/2 X 4-9/16	4	4	6	6
13	1-861-010032-14	WASHER, FLAT 1/2" N ZP/CD	8	8	12	12

# V-Wheel Scrapers - Optional

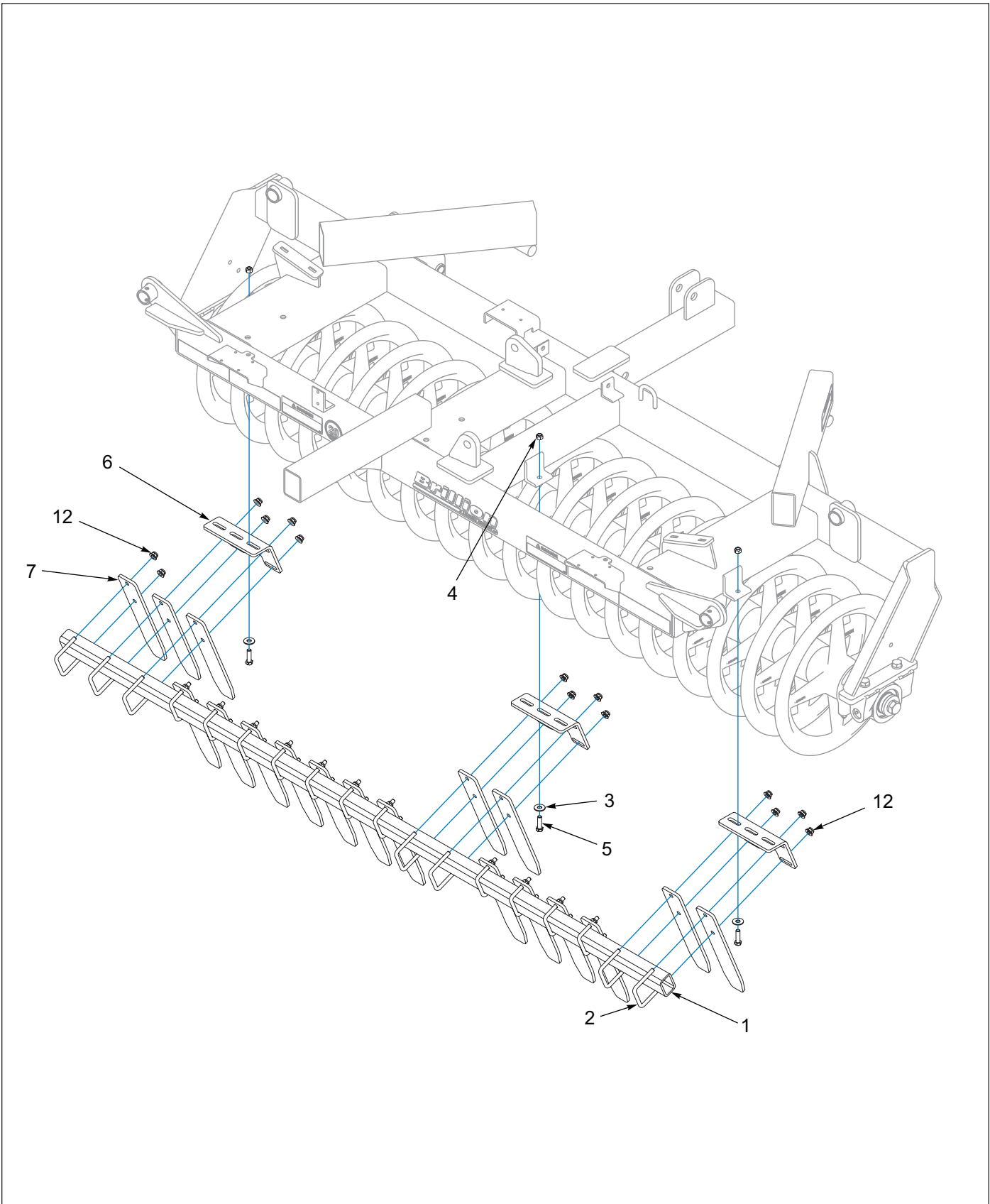


Figure 1-31: Center V-Wheel Scrapers - Optional



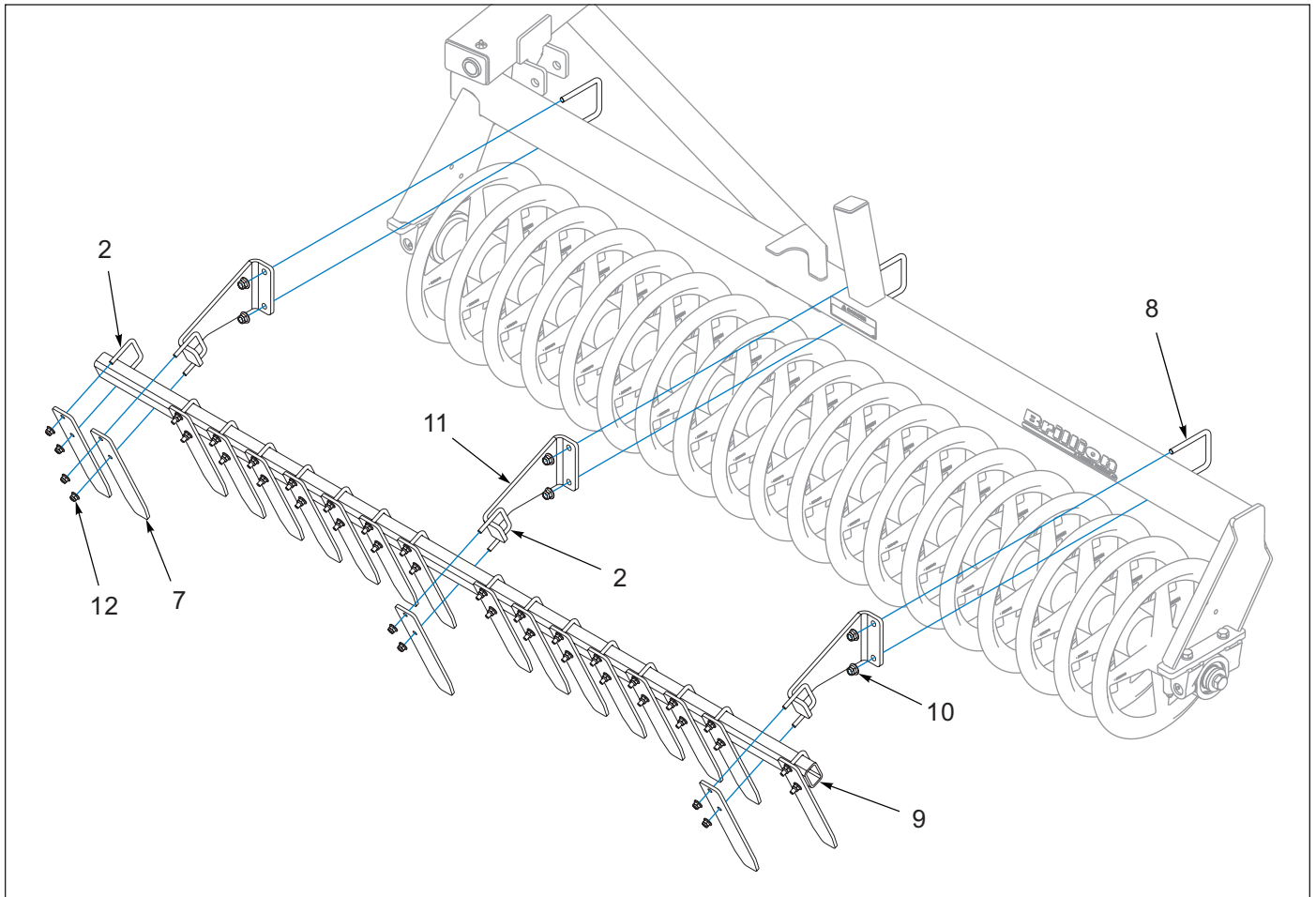


Figure 1-32: Wing V-Wheel Scrapers - Optional

### V-Wheel Scrapers - Optional

ITEM	PART NUMBER	DESCRIPTION	QTY			
			5FT	6FT	7FT	8FT
		<b>WING FRAME SIZE</b>	<b>5FT</b>	<b>6FT</b>	<b>7FT</b>	<b>8FT</b>
	194053	SCRAPER KIT, XV20	1	--	--	--
	194054	SCRAPER KIT, XV22	--	1	--	--
	194055	SCRAPER KIT, XV24	--	--	1	--
	194056	SCRAPER KIT, XV26	--	--	--	1
1	194028	TUBE, 3 X 2 X 0.25 X 106	1	1	1	1
2	193255	U-BLT, 1/2-13 X 3-9/16 X 3-1/2, ZP	40	44	48	52
3	1-861-010032-15	WASHER, FLAT 1/2 W ZP/CD	3	3	3	3
4	1-512-010005-09	NUT, HEX SLFLKG 1/2-13 GRB	3	3	3	3
5	1-654-010055-04	SCREW,HEX CAP, 1/2-13UNC X 1-3/4	3	3	3	3
6	194089	BRACKET XVS CENTER	3	3	3	3
7	193253	SCRAPER, VEE WHEEL	40	44	48	52
8	9D989	U-BOLT 5/8-11 X 5-5/8 X 4-11/16	4	4	6	6
9	193258	TUBE, 3 X 2 X 0.25 X 64	2	--	--	--
9	193259	TUBE RECT 3 X 2 X 0.25 X 76	--	2	--	--
9	193260	TUBE RECT 3 X 2 X 0.25 X 88	--	--	2	--
9	193261	TUBE RECT 3 X 2 X 0.25 X 100	--	--	--	2
10	2P254	NUT, FLANGE NY-LOK 5/8-11	8	8	12	12
11	193270	BRACKET, V SCRAPPER	4	4	6	6
12	2P253	NUT, FLANGE NY-LOK 1/2-13	80	88	96	104

# Acre Meter Kit - Optional

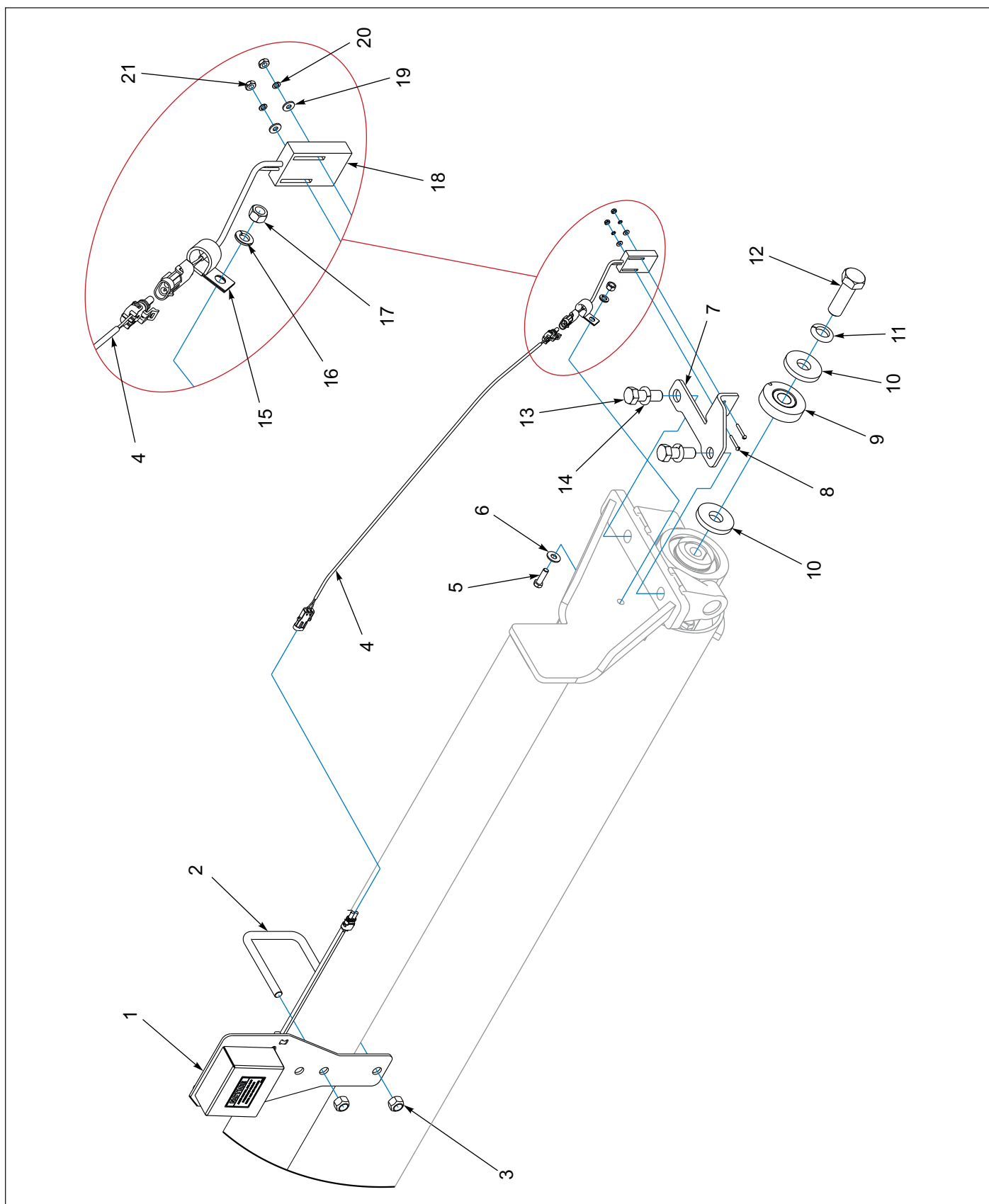


Figure 1-33: Acre Meter Kit - Optional

## Acre Meter Kit - Optional

ITEM	PART NUMBER	DESCRIPTION	QTY
1	184483	ACRE METER ASM (SEE PAGE 1-48)	1
2	9D989	U-BOLT 5/8-11 X 5-5/8 X 4-11/16	1
3	1-512-010005-13	NUT, HEX SLFLKG GRB 5/8-11	2
4	165622	HARNESS-MAKEUP, ACRE METER	1
5	1-654-010051-06	SCREW, HEX CAP 3/8-16UNC X 1-1/4	1
6	1-861-010032-11	WASHER, FLAT 3/8 W ZP/CD	1
7	184478	BRACKET, ACRE METER PICKUP	1
8	5K262	ROUND HEAD MACHINE SCREW	2
9	184481	MAGNET WHEEL ASM (SEE PAGE 1-49)	1
10	154185	WASHER, 3/8 THICK 1" ID (ONE IS EXISTING HARDWARE)	2
11	1-861-010034-21	WASHER, LKG HEL SPRG 1IN (EXISTING HARDWARE)	1
12	3J608	BOLT, 1-8 X 3	1
13	1-654-010061-06	SCREW, HXCP, 3/4-10UNC X 2-1/4, GR5 (EXISTING HARDWARE)	2
14	1-861-010034-17	WASHER, LKG, HCL SPR, 3/4 (EXISTING HARDWARE)	2
15	3J614	HOSE CLAMP	1
16	1-861-010034-11	WASHER, LKG HLCL SPR, 3/8	1
17	1-512-010007-07	NUT, HEX 3/8-16 ZP	1
18	153862	SWITCH ASSY, ELECTRONIC ACRE	1
19	1-861-010032-02	WASHER, FL #8 ZP/CD	2
20	118-5098	#8 LOCK WASHER ZP	2
21	1-512-010007-02	NUT, HEX 8-32 ZP	2

## Acre Meter Assembly - Optional

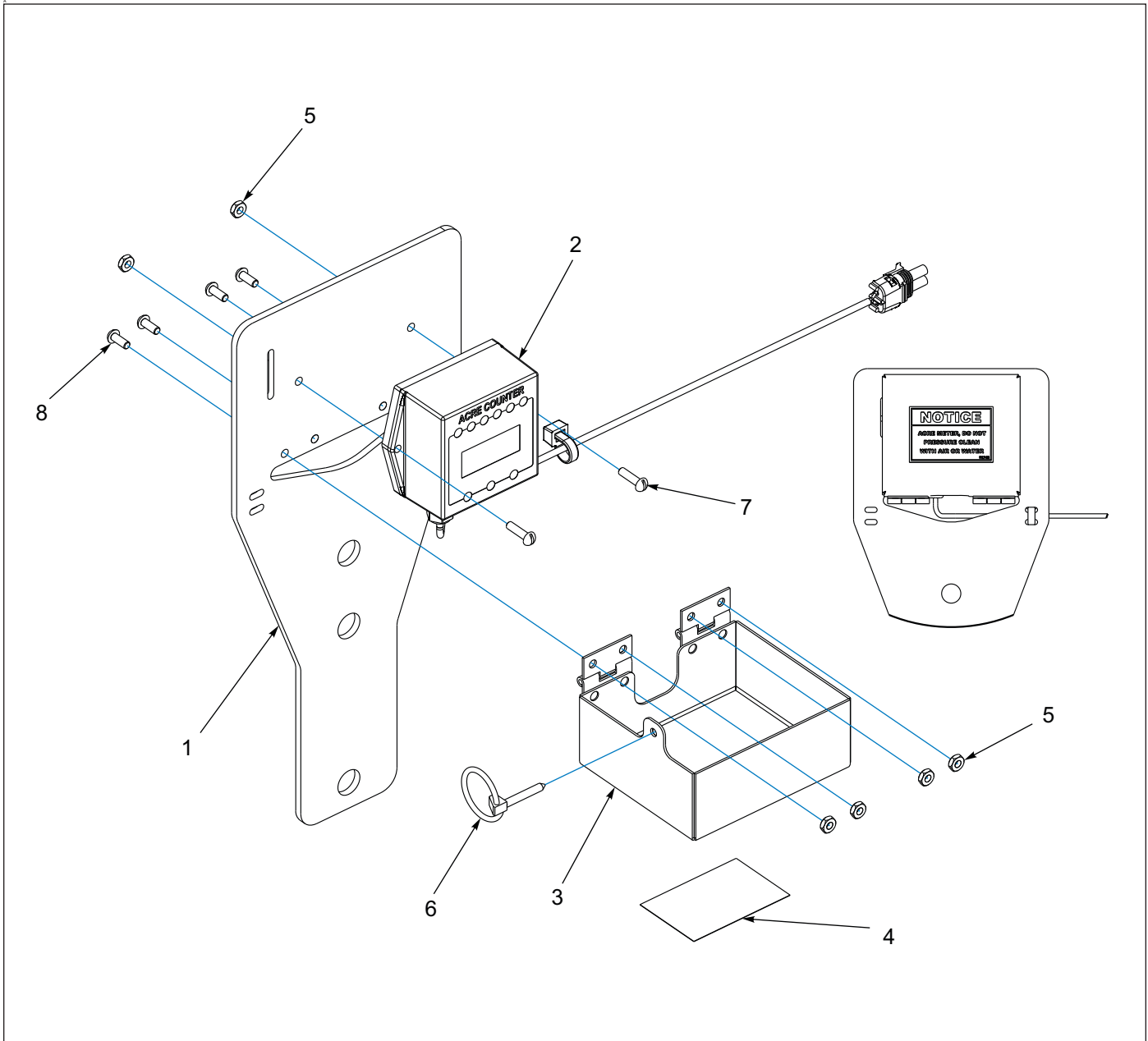


Figure 1-34: Acre Meter Assembly - Optional

## Acre Meter Assembly - Optional

ITEM	PART NUMBER	DESCRIPTION	QTY
	184483	ACRE METER ASM	1
1	184482	BRACKET, ACRE METER	1
2	170948	CONSOLE, ELECTRONIC ACRE	1
3	170946	COVER-ACRE METER	1
4	9K740	DECAL, ACRE METER	1
5	1-512-010007-03	NUT, HEX 10-24	6
6	5D129	KLIK PIN	1
7	1-656-010003051	SCREW, RH HD MACH 10-24 X 3/4	2
8	1C213	STOVE BOLT #10-24 X 1/2 RD HD ZP	4

## Magnet Wheel Assembly - Optional

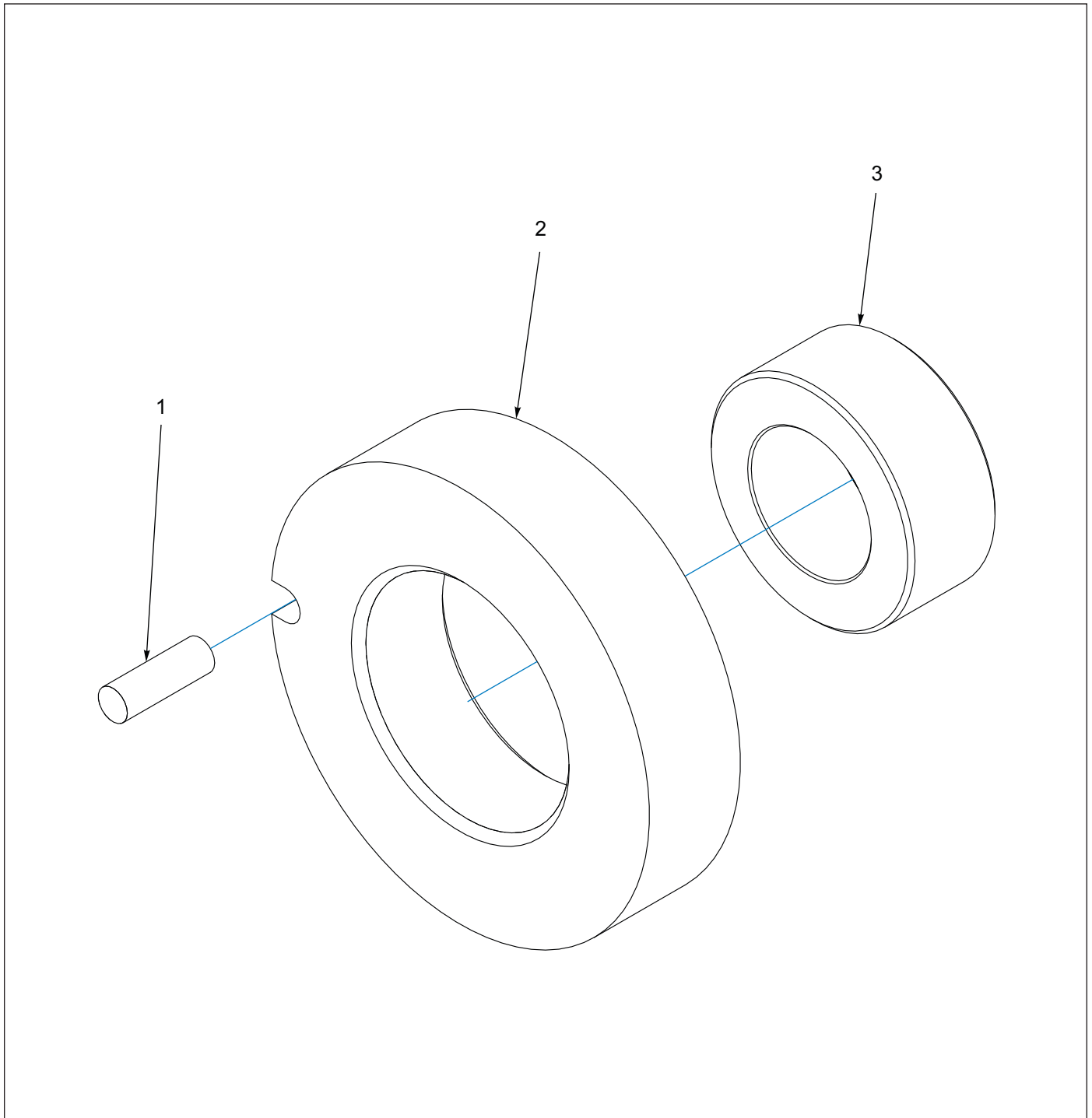


Figure 1-35: Magnet Wheel Assembly - Optional

## Magnet Wheel Assembly - Optional

ITEM	PART NUMBER	DESCRIPTION	QTY
	184481	MAGNET WHEEL ASM	1
1	7K963	MAGNET	1
2	184479	MAGNET WHEEL	1
3	184480	BUSHING, 1.75 X 1.03 X .75 PLATED	1

## Weight Kit 194085 - Optional

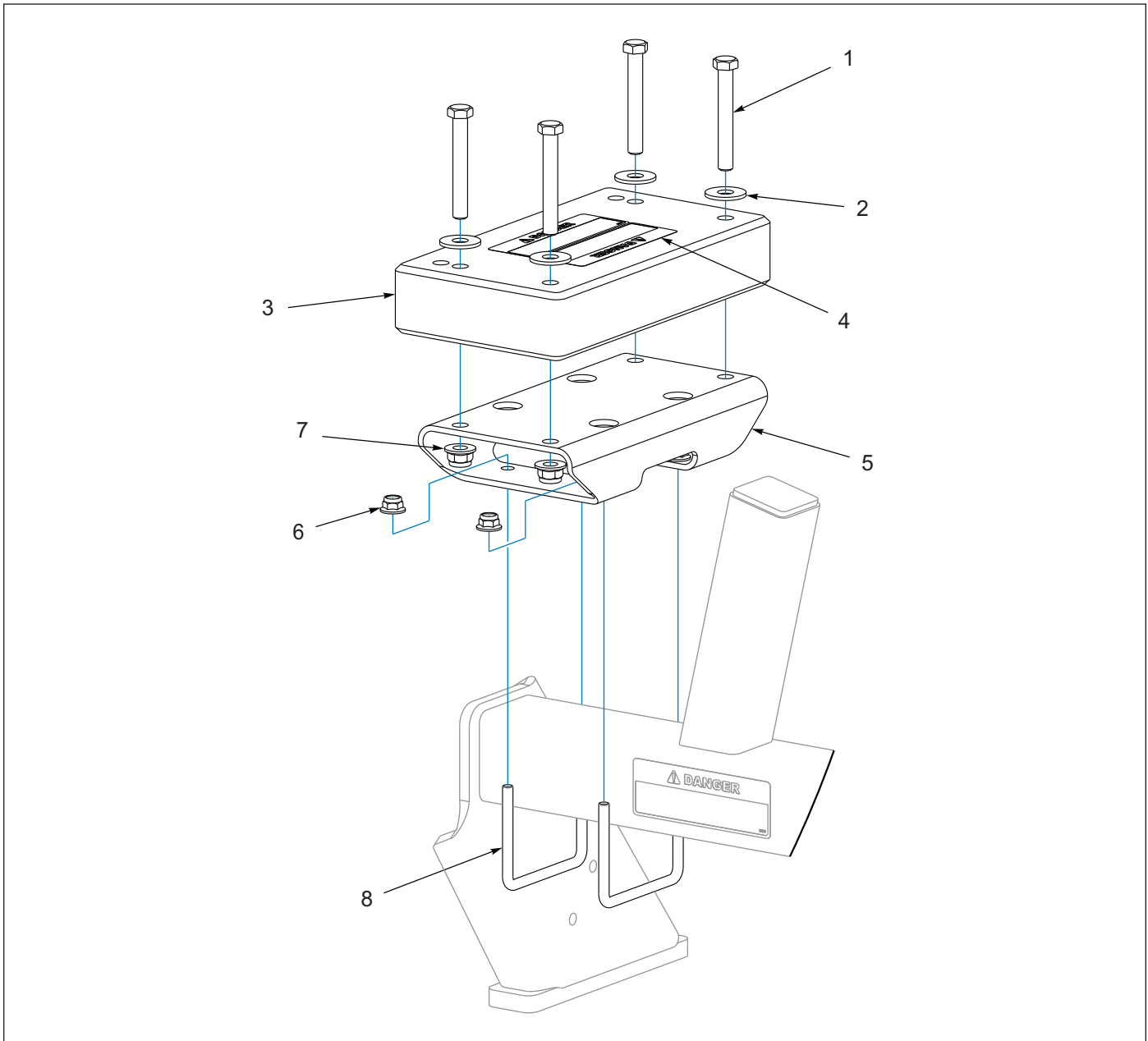


Figure 1-36: Weight Kit 194085 - Optional

## Weight Kit 194085 - Optional

ITEM	PART NUMBER	DESCRIPTION	QTY
	194085	WEIGHT KIT X-SERIES SINGLE	1
1	1-654-010059-14	SCREW,HX CP 5/8-11UNC X 4-1/2, GR5	8
2	1-861-010032-19	WASHER, FLAT 5/8 W ZP/CD	8
3	5K979	WEIGHT (INCLUDES ITEM 4) (115LBS)	2
4	3J675	"STAND CLEAR" DECAL	4
5	194084	WEIGHT BRACKET	2
6	2P253	NUT, FLANGE NY-LOK 1/2-13	8
7	2P254	NUT, FLANGE NY-LOK 5/8-11	8
8	7K858	U-BOLT 1/2-13 X 5-1/2 X 4-1/4	4

## Weight Kit 194600 - Optional

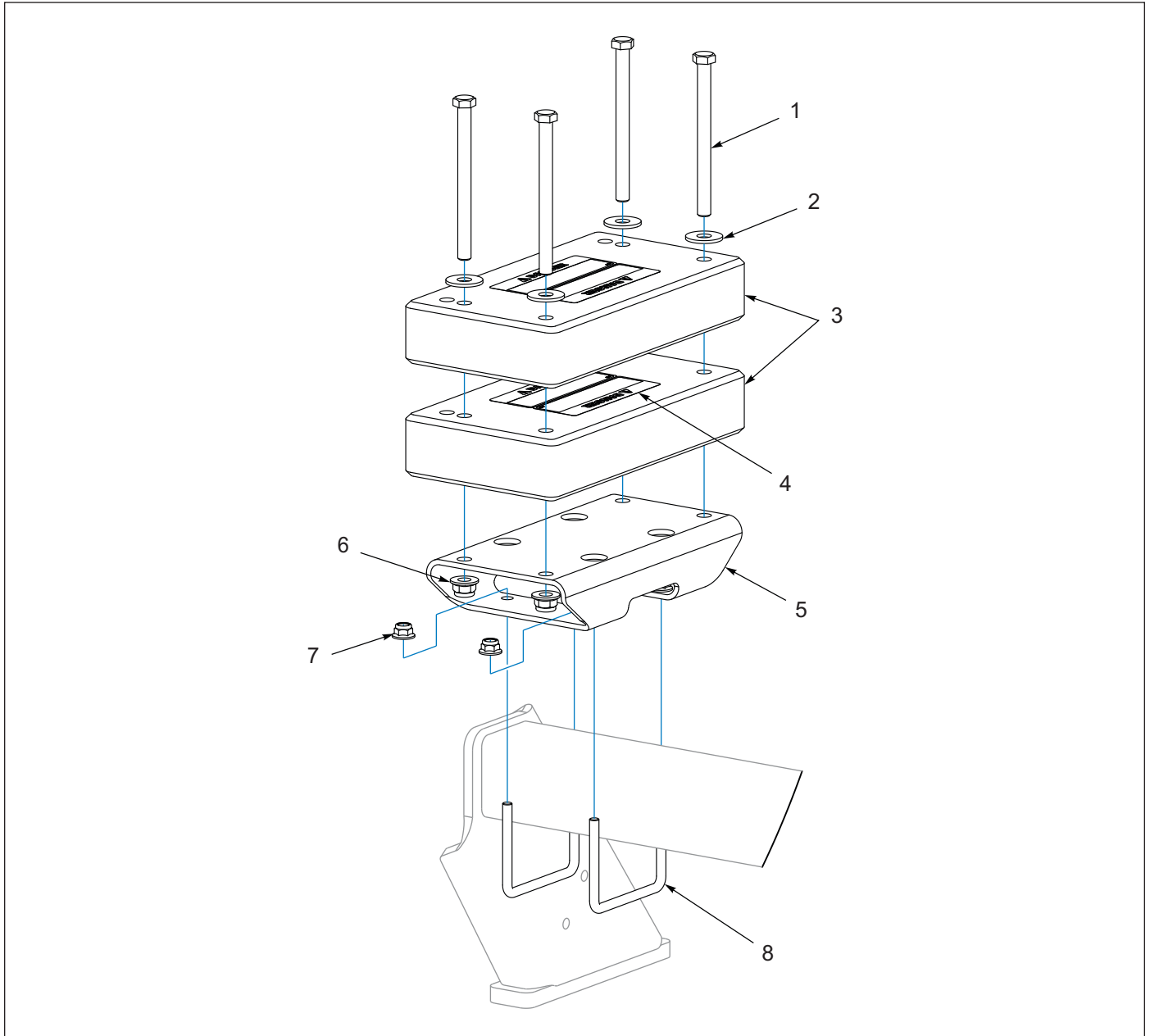


Figure 1-37: Weight Kit 194600 - Optional

## Weight Kit 194600 - Optional

ITEM	PART NUMBER	DESCRIPTION	QTY
	194600	WEIGHT KIT X-SERIES DOUBLE	1
1	123096	SCREW,HX CP 5/8-11UNC X 7.50, GR5	8
2	1-861-010032-19	WASHER, FLAT 5/8 W ZP/CD	8
3	5K979	WEIGHT (INCLUDES ITEM 4) (115LBS)	4
4	3J675	"STAND CLEAR" DECAL	4
5	194084	WEIGHT BRACKET	2
6	2P254	NUT, FLANGE NY-LOK 5/8-11	8
7	2P253	NUT, FLANGE NY-LOK 1/2-13	8
8	7K858	U-BOLT 1/2-13 X 5-1/2 X 4-1/4	4

### Clamp End Spacer Kits, 3/4" and 1/2" - Optional

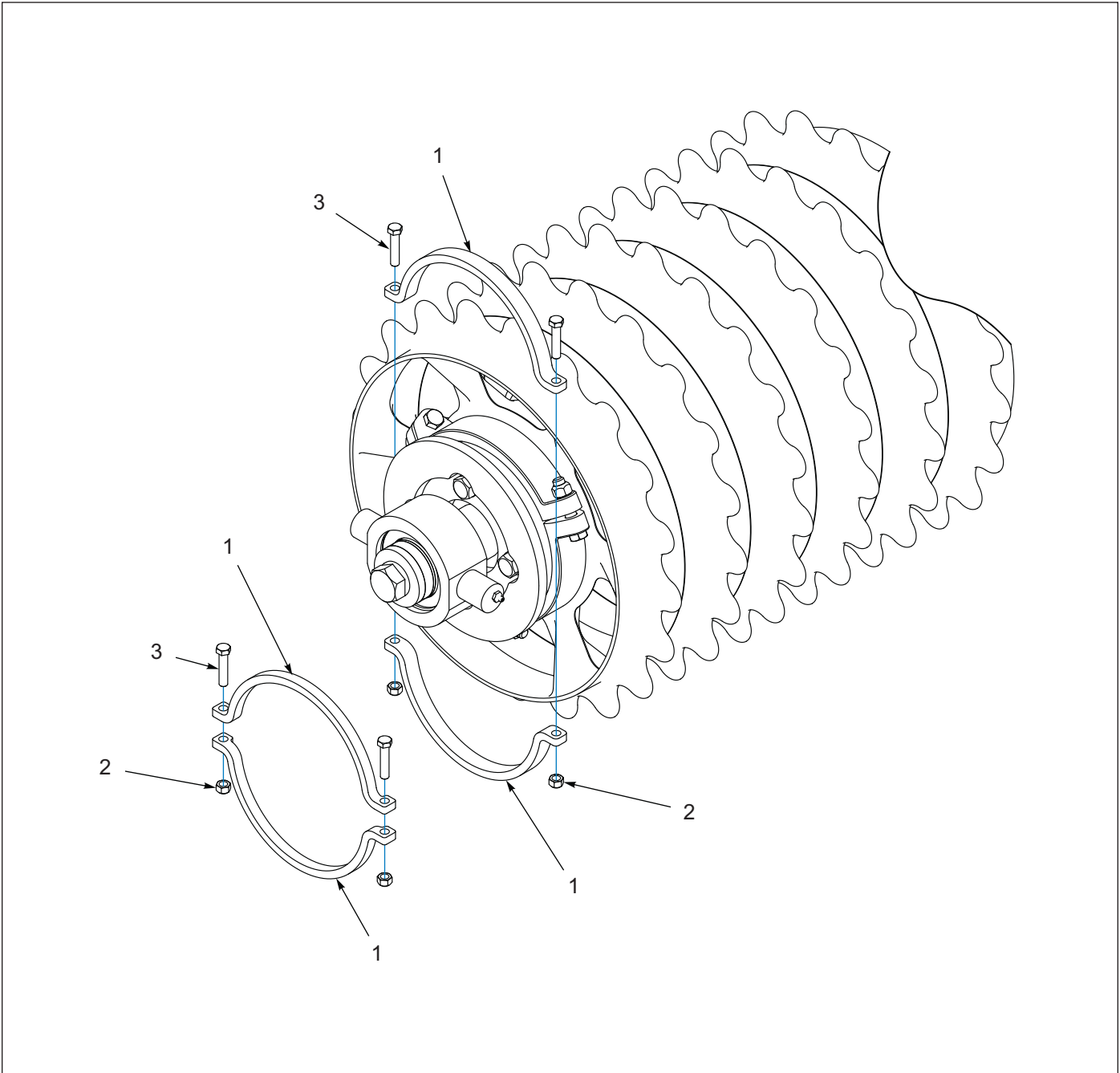


Figure 1-38: Clamp End Spacer Kits, 3/4" and 1/2" - Optional

### Clamp End Spacer Kits, 3/4" and 1/2" - Optional

ITEM	PART NUMBER	DESCRIPTION	QTY	
			3/4"	1/2"
		<b>SPACER WIDTH</b>	<b>3/4"</b>	<b>1/2"</b>
	201442	KIT,3/4" CLAMP END SPACER	1	--
	201443	KIT,1/2" CLAMP END SPACER	--	1
1	185142	AXLE SPACER, 3/4"	1	--
1	185141	AXLE SPACER, 1/2"	--	1
2	1-512-010005-05	NUT, HEX SLFLKG GRB 3/8-16	2	2
3	1-654-010051-08	SCREW,HEX CAP, 3/8-16 X 1-3/4	2	2



## Clamp End Spacer Kits, 1", 1-1/4" and 1-1/2" - Optional

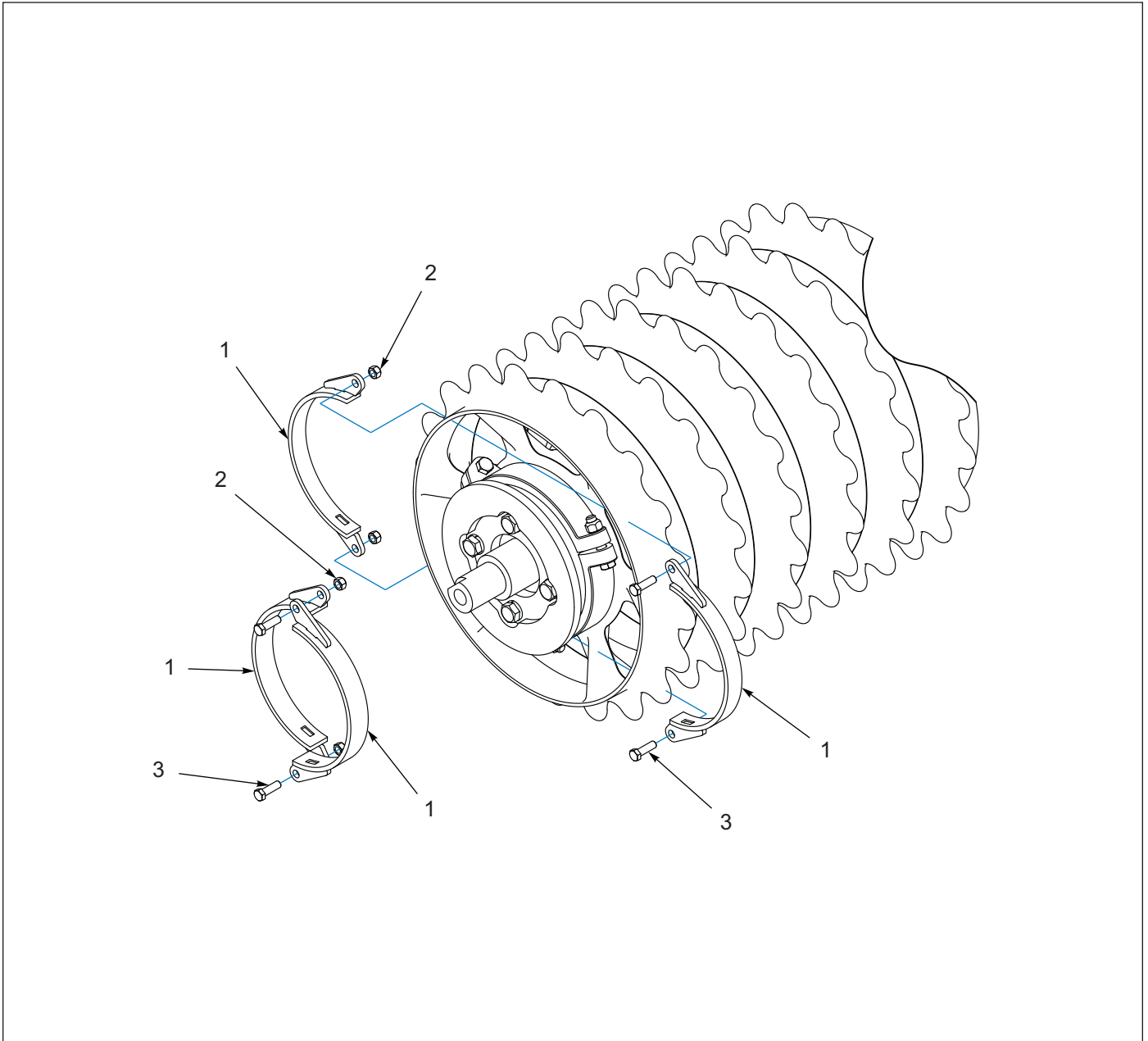


Figure 1-39: Clamp End Spacer Kits, 1", 1-1/4" and 1-1/2" - Optional

## Clamp End Spacer Kits, 1", 1-1/4" and 1-1/2" - Optional

ITEM	PART NUMBER	DESCRIPTION	SCRAPER WIDTH		
			1"	1-1/4"	1-1/2"
	204831	KIT, 1" CLAMP END SPACER	1	--	--
	204832	KIT, 1-1/4" CLAMP END SPACER	--	1	--
	204833	KIT, 1-1/2" CLAMP END SPACER	--	--	1
1	204835	AXLE SPACER, 1"	2	--	--
1	204836	AXLE SPACER, 1-1/4"	--	2	--
1	204837	AXLE SPACER, 1-1/2"	--	--	2
2	1-512-010005-05	NUT, HEX SLFLKG GRB 3/8-16	2	2	2
3	1-654-010051-05	SCREW, HEX CAP, 3/8-16 X 1 GR5	2	2	2

### 9D137L Hydraulic Cylinder, 3 x 16 - Lion - 671655

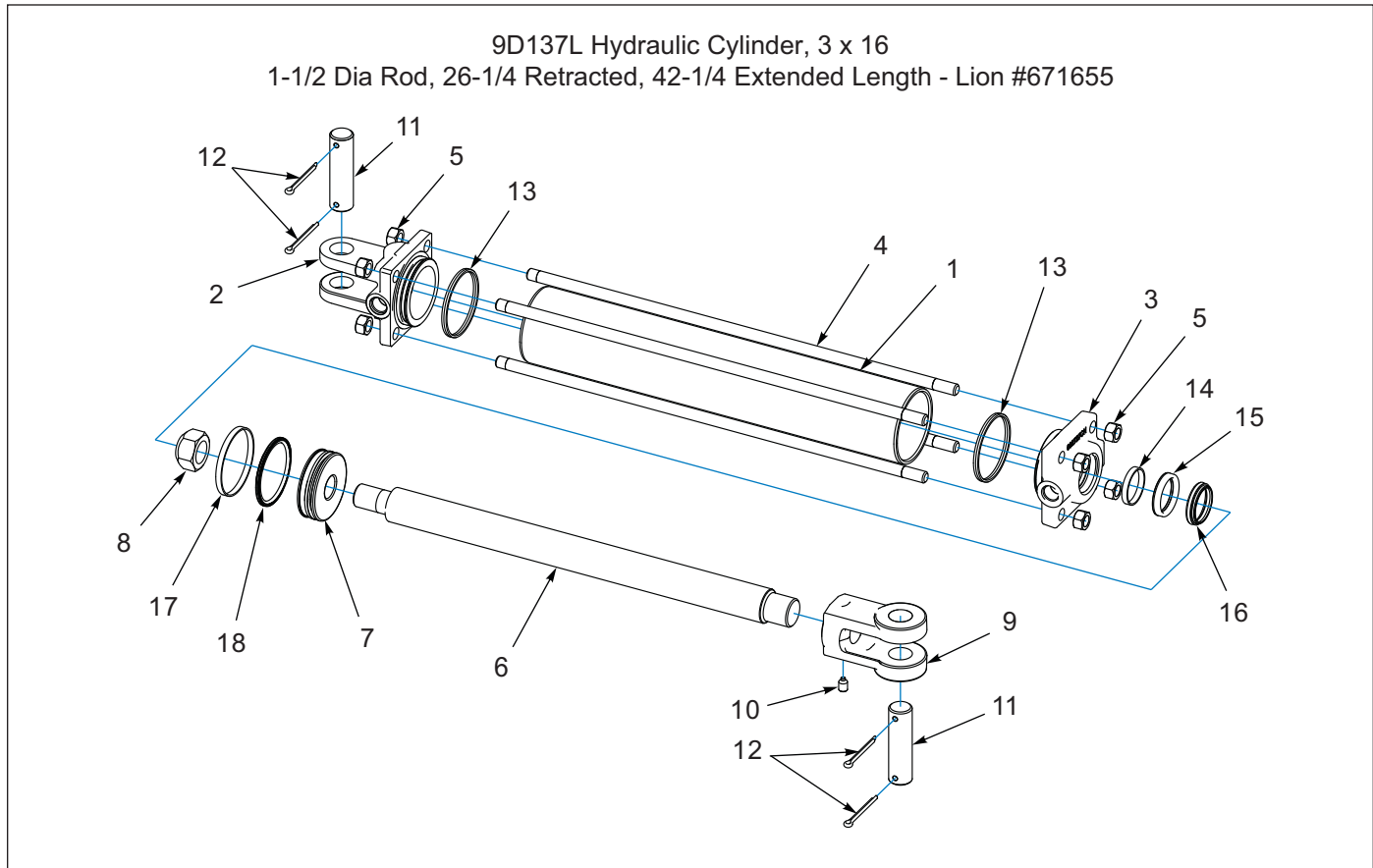


Figure 1-40: 9D137L Hydraulic Cylinder, 3 x 16 - Lion - 671655

### 9D137L Hydraulic Cylinder, 3 x 16 - Lion - 671655

ITEM	PART NUMBER	DESCRIPTION	QTY
	9D137	HYD CYLINDER - 3 X16	1
1	-----	TUBE	1
2	-----	CLEVIS CAP	1
3	-----	ROD CAP	1
4	-----	TIE ROD	4
5	-----	NUT,HEX 5/8-18,ZP	8
6	-----	ROD	1
7	-----	PISTON	1
8	-----	NUT, LOCK 1-14,GRB,ZP	1
9	2P737	ROD CLEVIS 1" PIN X 1.25-12 X 2.625 (INCLUDES ITEM 10)	1
10	1P443	SET SCREW, 3/8-16 X 1/2 NYL	1
11	5J650	CLEVIS PIN (1.0 X 3.625 H2)	2
12	110-4224	PIN,COTTER 3/16 X 2IN LG	4
13	-----	SEAL DUAL 3.00	2
14	-----	WEAR RING 1.63-1.50-0.250	1
15	-----	SEAL ZURCON U-CUP RU9 1.50	1
16	-----	SEAL WIPER 1.50 WNUC TSS	1
17	-----	WEAR RING 3.00-2.88-0.250	1
18	-----	SEAL ZURCON WYNSEAL 3.00"	1
19	1P743	SEAL KIT (INCLUDES ITEMS 13-18)	1

### 9D137P Hydraulic Cylinder, 3 x 16 - Prince

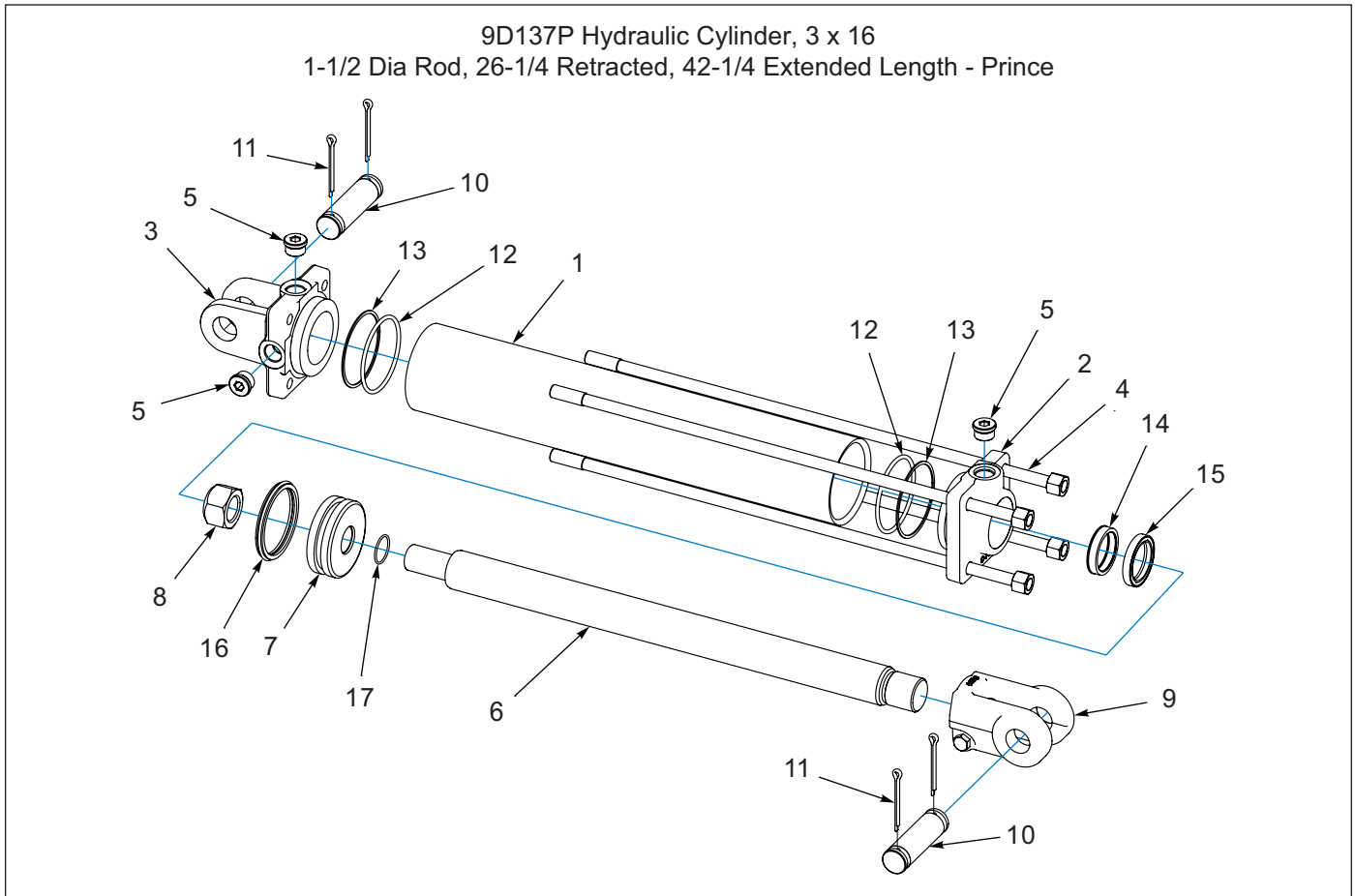


Figure 1-41: 9D137P Hydraulic Cylinder, 3 x 16 - Prince

### 9D137P Hydraulic Cylinder, 3 x 16 - Prince

ITEM	PART NUMBER	DESCRIPTION	QTY
	9D137	HYD CYLINDER - 3 X16	1
1	-----	TUBE	1
2	-----	GLAND	1
3	-----	MACHINED CLEVIS	1
4	-----	TIE ROD STUD W/HEX NUT	4
5	121029	PLUG,#8 SAE MOR BOSS HX SKT	3
6	-----	PISTON ROD	1
7	-----	PISTON	1
8	220000210	PISTON LOCKNUT	1
9	236930	CLEVIS ASSEMBLY	1
10	190400001	CYLINDER PIN,1 X 3-1/2	2
11	110-4224	PIN,COTTER-3/16 X 2IN LG	4
12	-----	O-RING	2
13	-----	B/U WASHER	2
14	-----	U-CUP	1
15	-----	CANNED WIPER	1
16	-----	PISTON SEAL	1
17	-----	PISTON O-RING	1
18	236927	SEAL KIT,PMCK-CG-0120 (INCLUDES ITEMS 12-17)	1

### 6J811L Hydraulic Cylinder, 3-1/2 x 20 - Lion - 671661

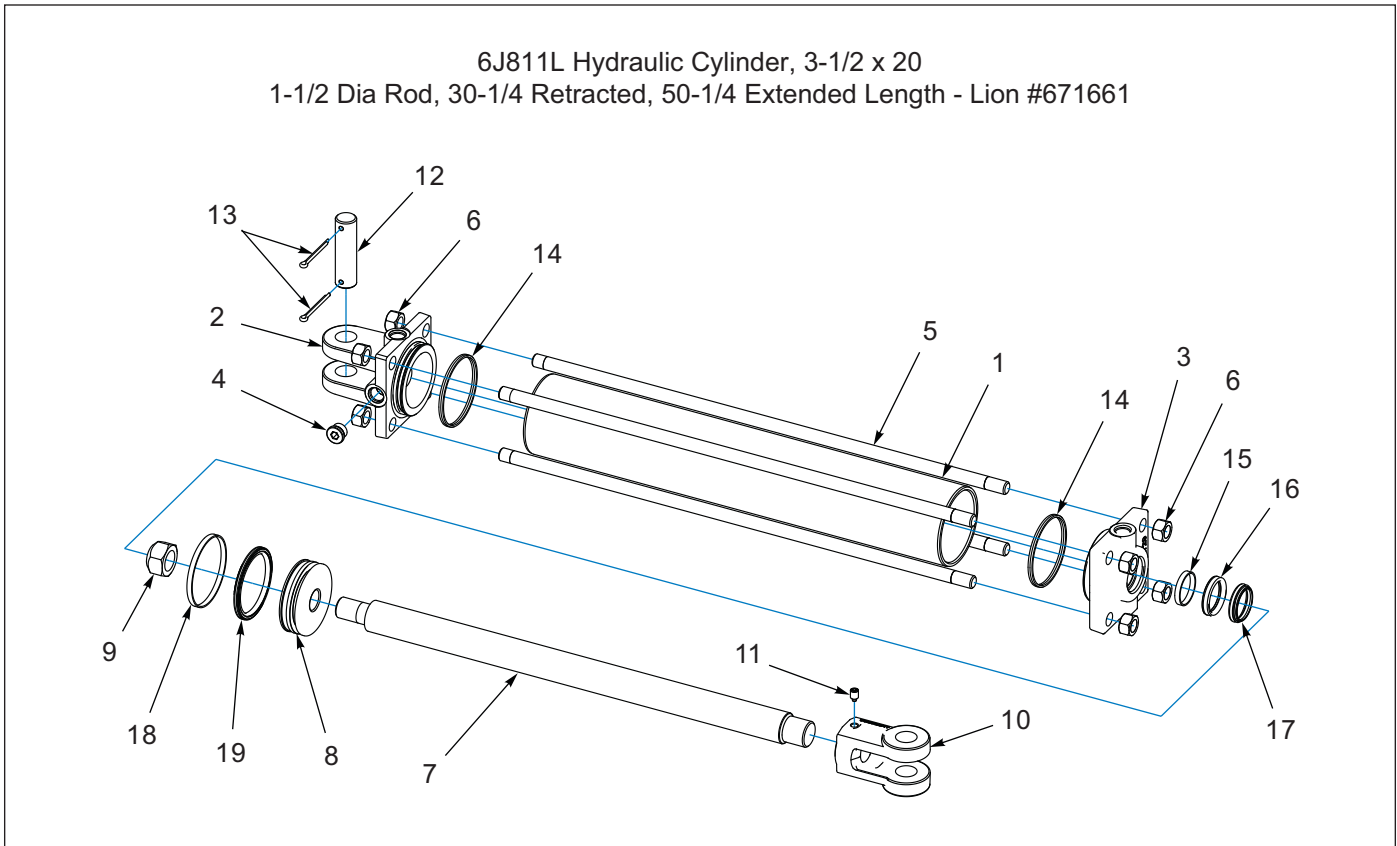


Figure 1-42: 6J811L Hydraulic Cylinder, 3-1/2 x 20 - Lion - 671661

### 6J811L Hydraulic Cylinder, 3-1/2 x 20 - Lion - 671661

ITEM	PART NUMBER	DESCRIPTION	QTY
	6J811	HYD CYLINDER - 3 1/2 X 20	1
1	-----	TUBE	1
2	-----	CLEVIS CAP	1
3	-----	ROD CAP	1
4	-----	PLUG, SOCKET HEAD 3/4-16	1
5	-----	TIE ROD	4
6	-----	NUT, HEX 5/8-18,ZP	8
7	-----	ROD	1
8	-----	PISTON	1
9	-----	NUT, LOCK 1-14, GrB, ZP	1
10	2P737	ROD CLEVIS 1" PIN X 1.25-12 X 2.625 (INCLUDES ITEM 11)	1
11	1P443	SET SCREW, 3/8-16 x 1/2 NYLON TIP	1
12	5J650	PIN, 1.0 x 3.625 H2	1
13	110-4224	PIN, COTTER 3/16 X 2IN LG	2
14	-----	SEAL DUAL 3.50	2
15	-----	WEAR RING 1.63-1.50-0.250	1
16	-----	SEAL ZURCON U-CUP RU9 1.50	1
17	-----	SEAL WIPER 1.50 WNUC TSS	1
18	-----	WEAR RING 3.50-3.38-0.250	1
19	-----	SEAL ZURCON WYNSEAL 3.50"	1
20	1P744	SEAL KIT (INCLUDES ITEMS 14-19)	1

### 6J811P Hydraulic Cylinder, 3-1/2 x 20 - Prince

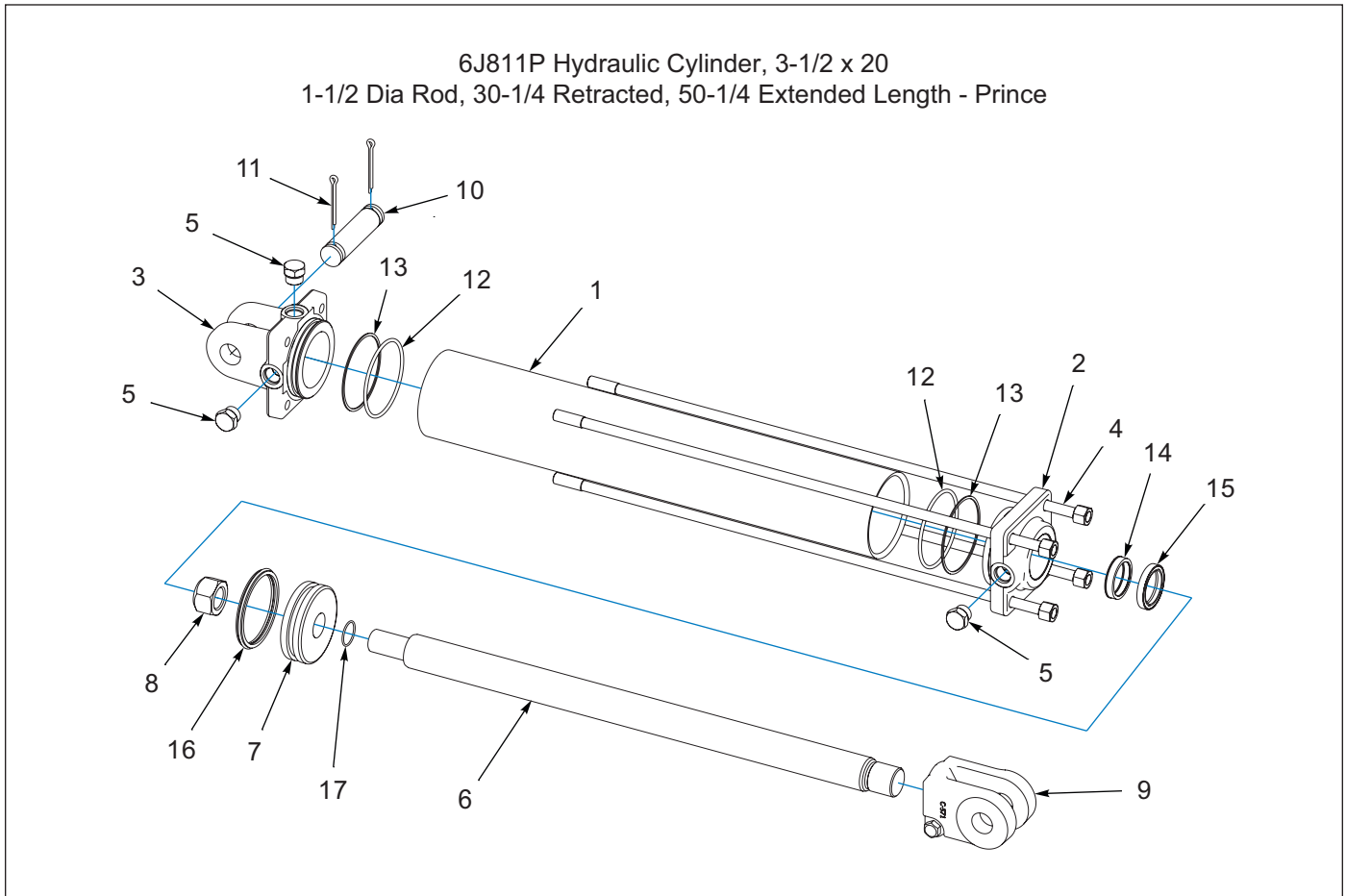
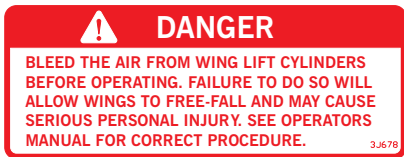


Figure 1-43: 6J811P Hydraulic Cylinder, 3-1/2 x 20 - Prince

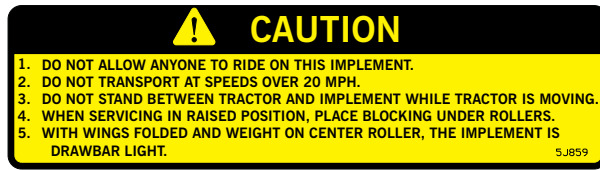
### 6J811P Hydraulic Cylinder, 3-1/2 x 20 - Prince

ITEM	PART NUMBER	DESCRIPTION	QTY
	6J811	HYD CYLINDER - 3 1/2 X 20	1
1	-----	TUBE	1
2	-----	GLAND	1
3	-----	BUTT	1
4	-----	TIE ROD STUD W/HEX NUT	4
5	1-007-010025	PLUG,3/4-16 O-RING BOSS	3
6	-----	PISTON ROD	1
7	-----	PISTON	1
8	220000210	PISTON LOCKNUT	1
9	236931	CLEVIS ASSEMBLY	1
10	190400004	CYLINDER PIN 4IN	1
11	110-4224	PIN,COTTER 3/16 X 2IN LG	2
12	-----	O-RING	2
13	-----	BU-WASHER	2
14	-----	U-CUP	1
15	-----	CANNED WIPER	1
16	-----	CROWN SEAL	1
17	-----	PISTON O-RING	1
18	236928	SEAL KIT,PMCK-CG-0137 (INCLUDES ITEMS 12-17)	1

Decals



ITEM 1 - 3J678



ITEM 2 - 5J859



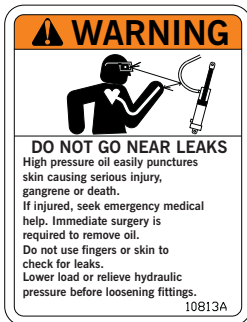
ITEM 3  
528933



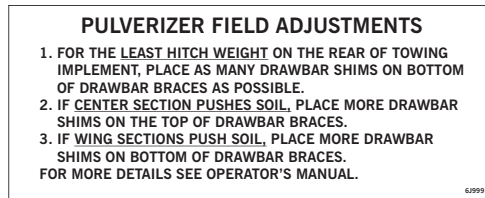
ITEM 4  
528934



ITEM 5  
528938



ITEM 6  
3K706



ITEM 7  
6J999



ITEM 8 - 3J675



ITEM 11  
170510



ITEM 15 - 232188



ITEM 9  
2-573-010198



ITEM 12  
193501



ITEM 16  
144193



ITEM 13  
193664



ITEM 10  
2P151



ITEM 14  
193500



ITEM 17 - 1-573-010006

Figure 1-44: Decals

---

## Decals

ITEM	PART NUMBER	DESCRIPTION	QTY
1	3J678	'DANGER' DECAL	1
2	5J859	DECAL, CAUTION	1
3	528933	RELECTOR - RED	2
4	528934	REFLECTOR - YELLOW	6
5	528938	STRIPE, ORANGE	2
6	3K706	DECAL, WARNING	1
7	6J999	'ADJUSTMENTS' DECAL	2
8	3J675	'STAND CLEAR' DECAL	10
9	2-573-010198	DECAL, MEMBER FEMA	1
10	2P151	SMV SIGN	1
11	170510	DECAL, BRILLION LANDOLL (17-3/5" LONG)	2
12	193501	DECAL, OPTIMIZER	2
13	193664	DECAL,X SERIES	2
14	193500	DECAL,BRILLION 2-3/4 HT (15" LONG)	5
15	232188	DECAL, QR CODE PULVERIZER	1
16	144193	DECAL, SIS 20 MPH	1
17	1-573-010006	PLACARD, NAME	1
18	107-0814	RIVET 1/8X1/8 A LUM POP (HARDWARE FOR ITEM 17)	2

# Decal Locations

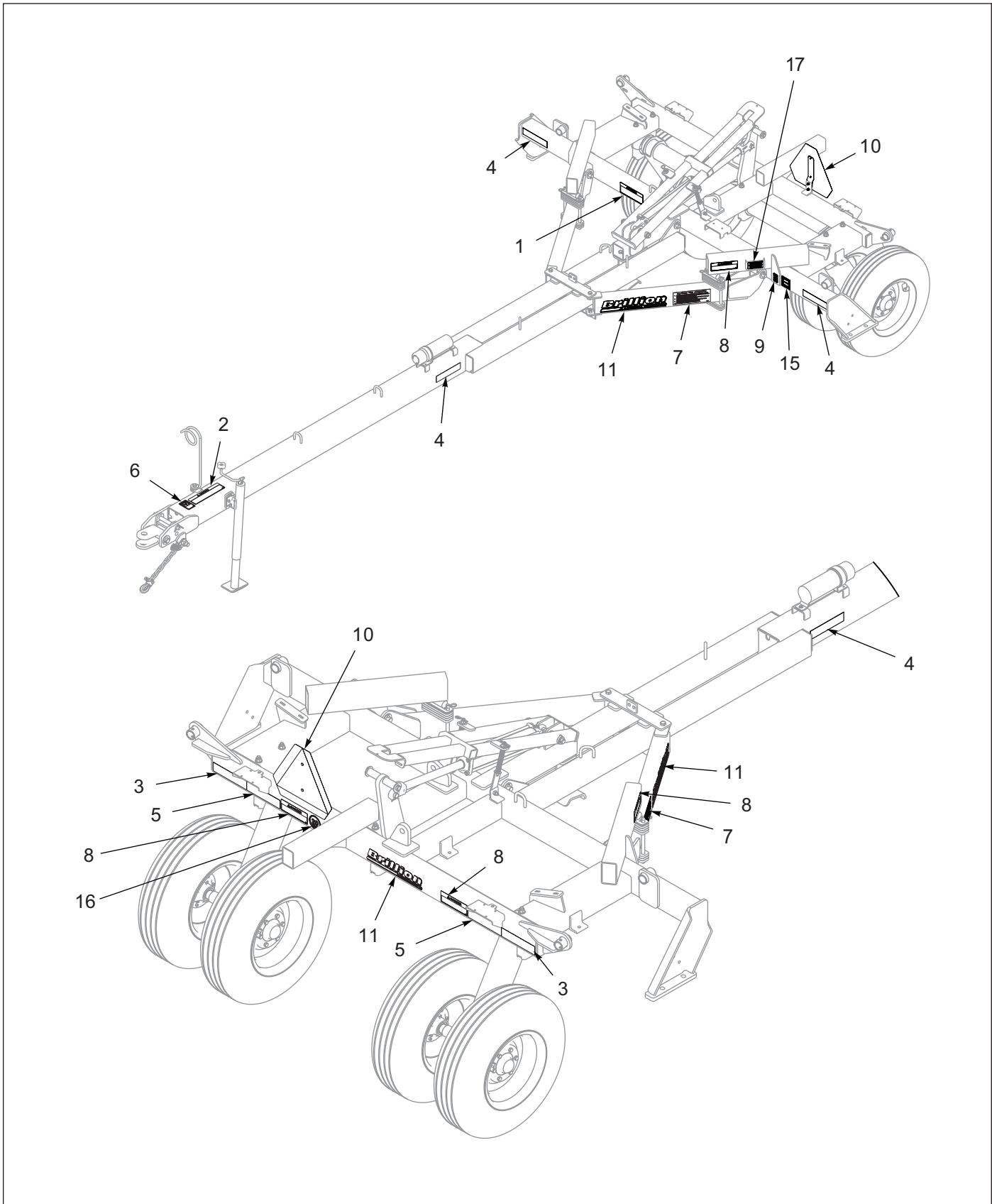


Figure 1-45: Center Decals (1 of 4)



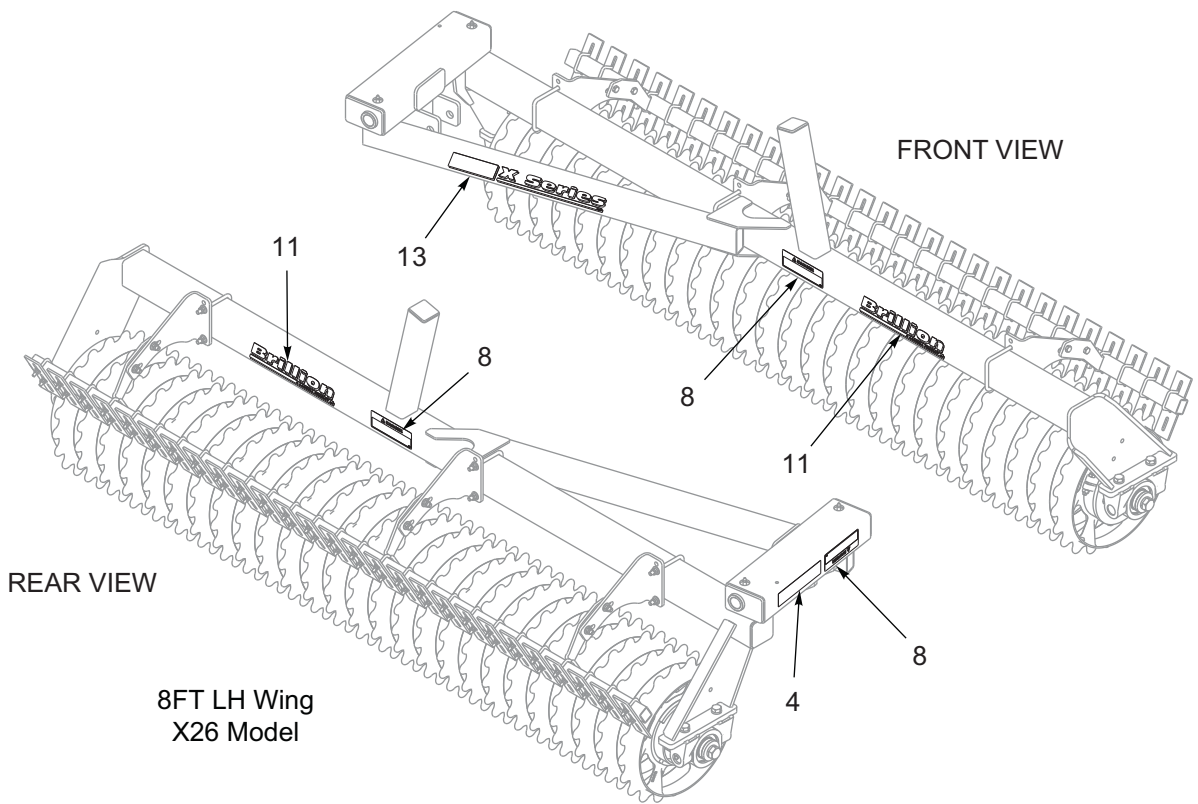
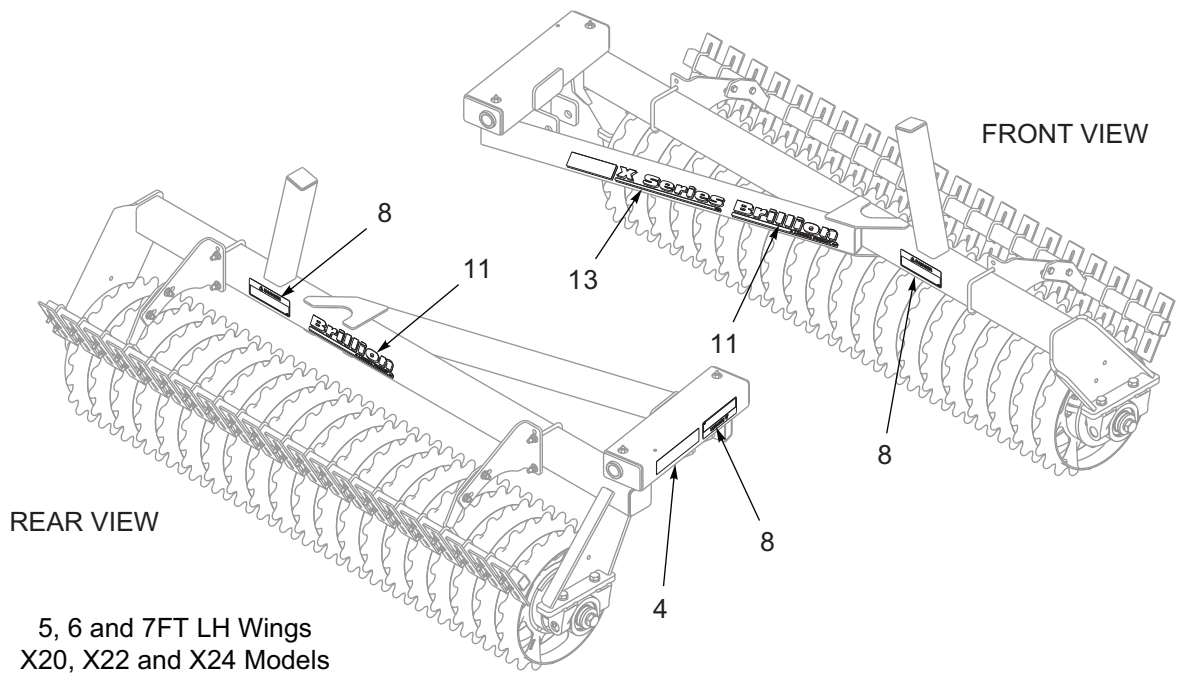


Figure 1-46: LH Wing Decals (2 of 4)

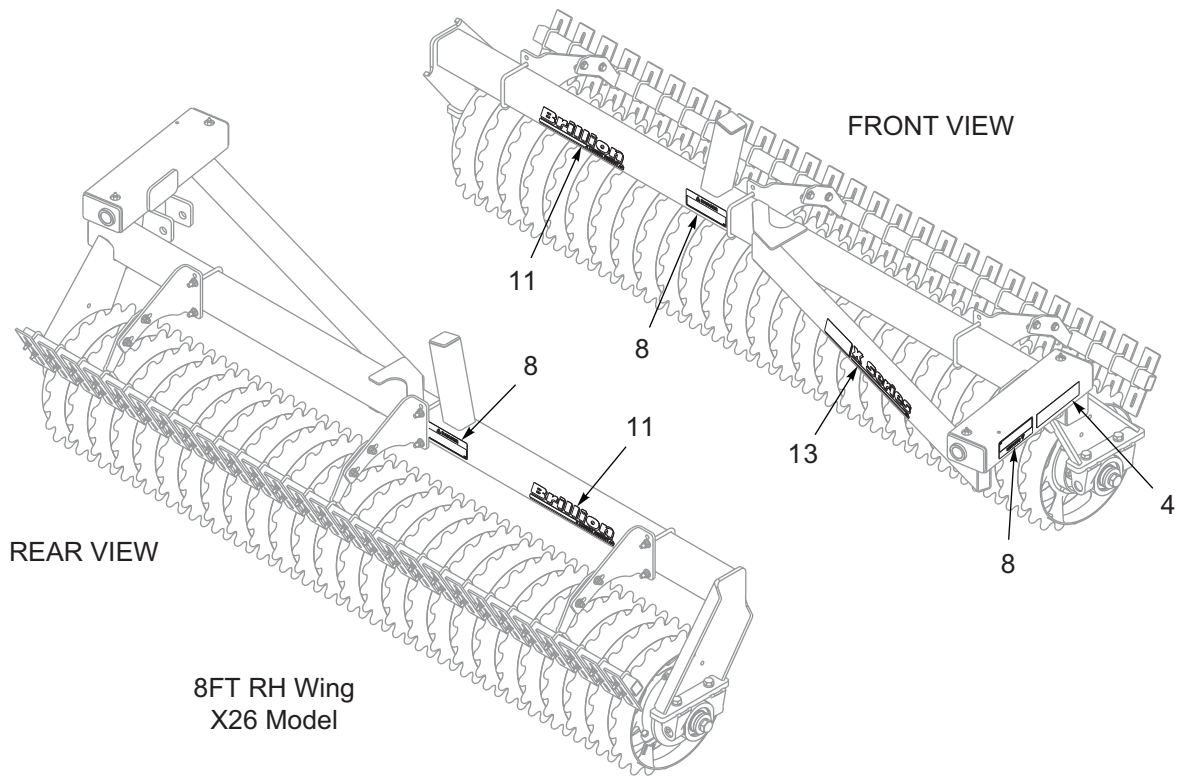
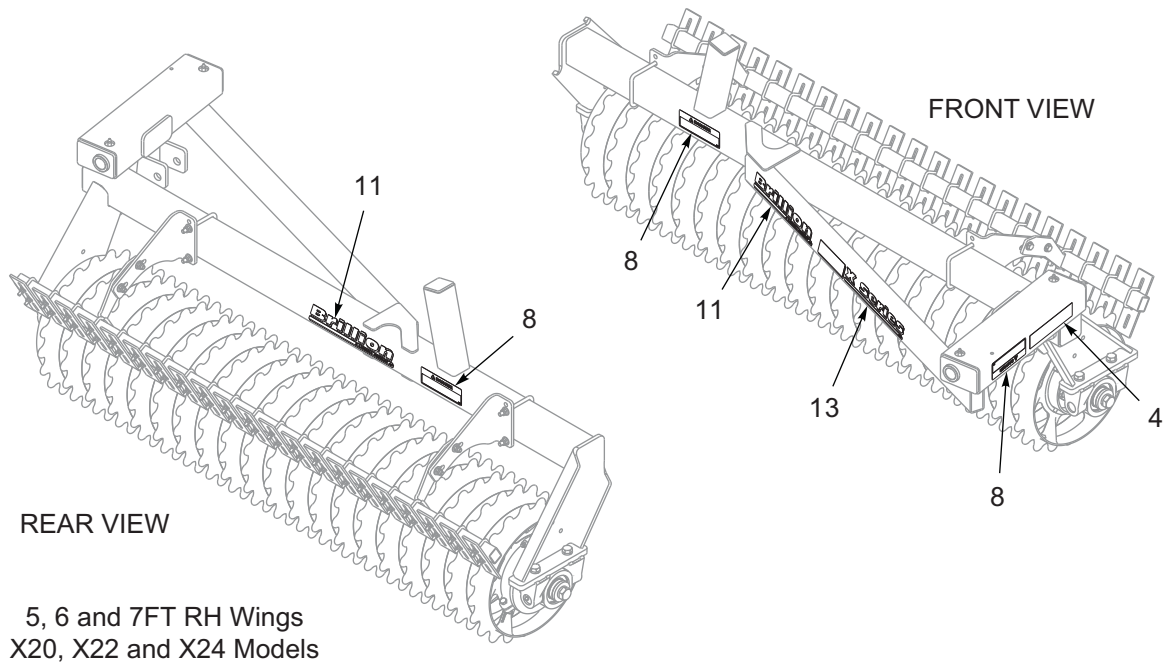


Figure 1-47: RH Wing Decals (3 of 4)

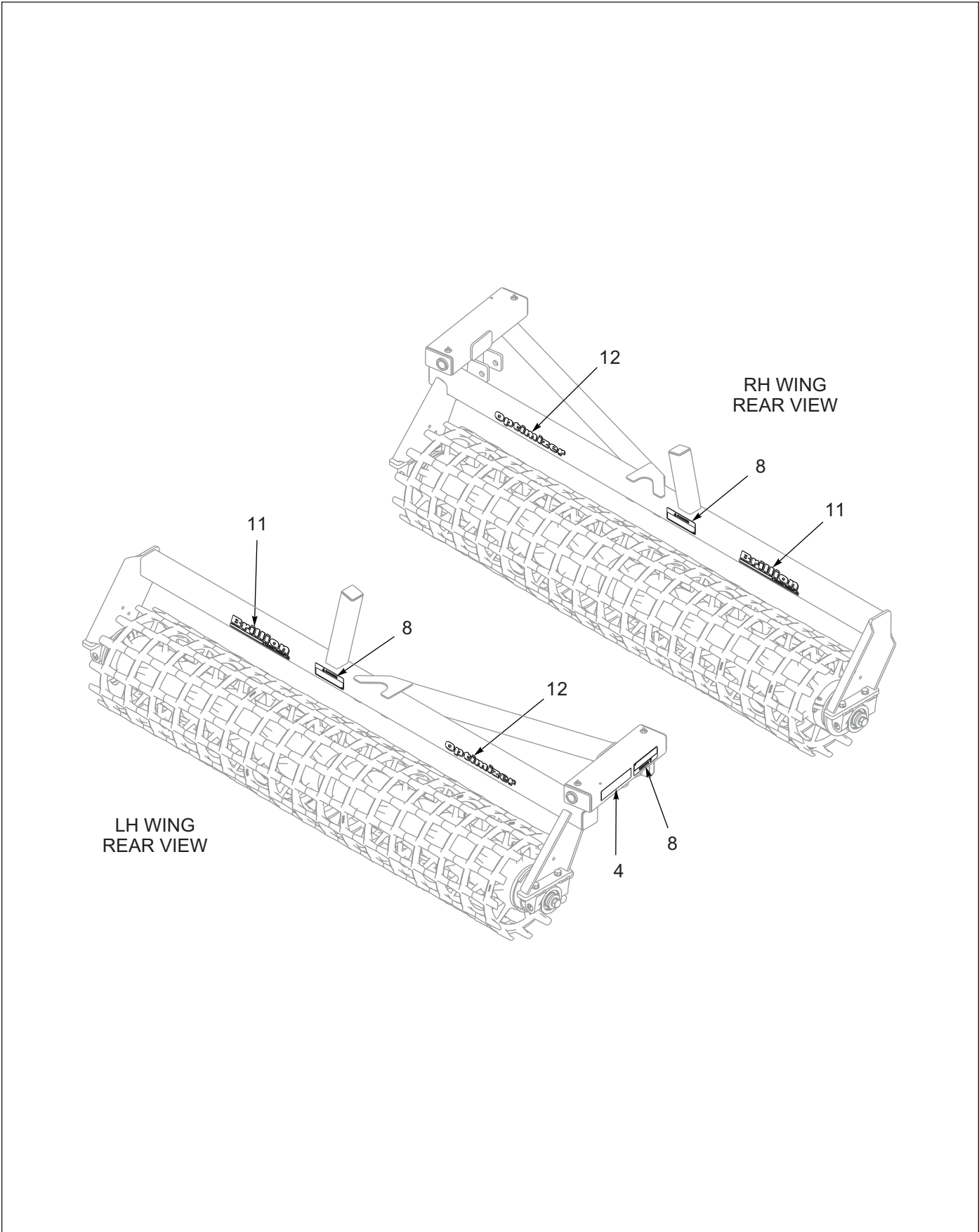


Figure 1-48: Optimizer Decals (4 of 4)



## Glossary

For clarity this glossary of industry standard abbreviations and their definitions are provided. For additional information, see instruction on the first page of the parts chapter or the last page of this manual.

**A**

**ASM** ..... Assembly

**B**

**BATT** ..... Battery  
**BHSC** ..... Button Head Socket Cap  
**BLK** ..... Black

**C**

**CB** ..... Carriage Bolt  
**CONN** ..... Connector  
**CRG** ..... Carriage  
**CTSK** ..... Countersunk  
**CTWT** ..... Counterweight  
**CVR** ..... Cover  
**CYD** ..... Cylinder

**D**

**DBL** ..... Double  
**DIA** ..... Diameter

**E**

**ENCLSD** ..... Enclosed

**F**

**FHCS** ..... Flanged Head Cap Screw  
**FHHCS** ..... Flanged Hex Head Cap Screw  
**FL OR FLG** ..... Flange  
**FLT** ..... Flat

**G**

**GA** ..... Gauge

**H**

**HHCS** ..... Hex Head Cap Screw  
**HCS** ..... High Carbon Steel  
**HD** ..... Head  
**HLCL** ..... Helical  
**HCSKT** ..... Hex Socket  
**HSFC** ..... Hex Socket Flat Countersunk  
**HYD** ..... Hydraulic

**I**

**ID** ..... Inside Diameter

**L**

**LH** ..... Lefthand  
**LKG OR LOCK** ..... Locking  
**LWR** ..... Lower

**M**

**MANF** ..... Manifold  
**MNT** ..... Mount

**N**

**NRW** ..... Narrow  
 ----- ..... Not Serviced Separately

**O**

**OD** ..... Outside Diameter  
**OHG** ..... Overhead Guard  
**ORFS OR ORS** ..... O-Ring Seal  
**ORP OR ORB** ..... O-Ring Boss

**P**

**P-STEER** ..... Power Steering  
**PTFE** ..... Polytetrafluoroethylene (Teflon)

---

**R**

RH ..... Righthand  
RND ..... Round

---

**S**

SER ..... Series  
SHCS ..... Socket Head Cap Screw  
SHLD ..... Shield  
SKT ..... Socket  
SLFLKG ..... Selflocking  
SOC ..... Socket  
SPDT ..... Single Pole Double Throw  
SPR ..... Spring  
SQ ..... Square  
SRTD ..... Serrated  
SSCR ..... Setscrew  
SST ..... Stainless Steel  
STD ..... Standard

---

**U**

UPR ..... Upper

---

**W**

WHL ..... Wheel  
WLD OR WLDMT ..... Weldment

**Numerics**

0A087 .....	1-30	1-512-010005-13 .....	1-3, 1-5, 1-9, 1-47
1-007-010025 .....	1-57	1-512-010005-19 .....	1-9
104032 .....	1-3, 1-4	1-512-010007-02 .....	1-47
105-0228 .....	1-33, 1-37	1-512-010007-03 .....	1-48
105874 .....	1-37	1-512-010007-06 .....	1-4
107-0023 .....	1-3	1-512-010007-07 .....	1-47
1-076-010007 .....	1-6	1-512-010007-08 .....	1-30
1-076-010010 .....	1-6	1-516-010001-20 .....	1-6
110-4224 .....	1-54, 1-55, 1-56, 1-57	153621 .....	1-33, 1-35
116100 .....	1-9	153843 .....	1-33, 1-35
1-161-010003 .....	1-6	153862 .....	1-47
117259 .....	1-33, 1-35	154185 .....	1-13, 1-15, 1-17, 1-19, 1-47
118-5098 .....	1-47	154186 .....	1-13, 1-15, 1-17, 1-19
121029 .....	1-55	1-557-010327 .....	1-9
121031 .....	1-35	1-557-010362-51 .....	1-6
122910 .....	1-33, 1-35	1-573-010006 .....	1-59
123096 .....	1-51	164639 .....	1-23
1-298-010001-1 .....	1-6	164648 .....	1-26, 1-27
137943 .....	1-13, 1-15, 1-17, 1-19	164675 .....	1-17, 1-23
140464 .....	1-20	164676 .....	1-23
140473 .....	1-20	164687 .....	1-24, 1-25
140475 .....	1-20	1-647-010004177 .....	1-3
140476 .....	1-20	1-647-010004259 .....	1-11
140477 .....	1-13, 1-15, 1-17, 1-19, 1-20	164709 .....	1-24, 1-25
140479 .....	1-13, 1-15, 1-17, 1-19	164710 .....	1-17, 1-24
140480 .....	1-13, 1-15, 1-17, 1-19	164711 .....	1-17, 1-24
141434 .....	1-9	164712 .....	1-17, 1-24
141828 .....	1-35	164713 .....	1-17, 1-25
142753 .....	1-9	164721 .....	1-17, 1-23
147072 .....	1-9, 1-11	164722 .....	1-17, 1-23
1-512-010005-01 .....	1-9, 1-37	164723 .....	1-17, 1-23
1-512-010005-05 .....	1-11, 1-52, 1-53	164724 .....	1-17, 1-23
1-512-010005-09 . . . . .	1-3, 1-22, 1-23, 1-24, 1-25, 1-26, 1-27, 1-35, 1-37, 1-45	164756 .....	1-9
		1-654-010047-06 .....	1-9
		1-654-010047-08 .....	1-37

1-654-010049-05	1-3, 1-4	180494	1-17, 1-23
1-654-010051-05	1-53	180495	1-17, 1-23
1-654-010051-06	1-47	183555	1-28
1-654-010051-08	1-52	183569	1-41, 1-43
1-654-010051-11	1-11	184478	1-47
1-654-010051-13	1-5	184479	1-49
1-654-010055-03	1-3	184480	1-49
1-654-010055-04	1-41, 1-43, 1-45	184481	1-47, 1-49
1-654-010055-07	1-22, 1-23, 1-24, 1-25, 1-26, 1-27	184482	1-48
1-654-010055-12	1-35	184483	1-47, 1-48
1-654-010059-04	1-9	185141	1-52
1-654-010059-06	1-9, 1-13, 1-17	185142	1-52
1-654-010059-08	1-13, 1-17	1-861-010032-02	1-47
1-654-010059-14	1-50	1-861-010032-07	1-9
1-654-010061-06	1-13, 1-15, 1-17, 1-19, 1-47	1-861-010032-08	1-3
1-654-010065-08	1-9	1-861-010032-09	1-4
1-656-010003051	1-48	1-861-010032-11	1-47
165622	1-47	1-861-010032-14	1-35, 1-41, 1-43
170510	1-59	1-861-010032-15	1-3, 1-37, 1-45
170946	1-48	1-861-010032-18	1-3
170948	1-48	1-861-010032-19	1-50, 1-51
171738	1-13, 1-15, 1-17, 1-19	1-861-010032-24	1-3, 1-6, 1-9, 1-11
171739	1-13, 1-15, 1-17, 1-19	1-861-010034-10	1-4
171748	1-41, 1-43	1-861-010034-11	1-47
171749	1-41, 1-43	1-861-010034-12	1-30
171838	1-9	1-861-010034-15	1-13, 1-17
173119	1-13, 1-17	1-861-010034-17	1-13, 1-15, 1-17, 1-19, 1-47
174435	1-37, 1-39	1-861-010034-21	1-13, 1-15, 1-17, 1-19, 1-47
174436	1-37, 1-39	189158	1-22, 1-23, 1-25, 1-26, 1-27
174437	1-37, 1-39	189159	1-13, 1-22
174890	1-25	189202	1-5
175151	1-37, 1-39	189203	1-3, 1-5
175152	1-37, 1-39	189213	1-28, 1-29
178510	1-37	189214	1-28, 1-29
179346	1-17	189215	1-28, 1-29
179352	1-13, 1-17	189216	1-28, 1-29
180492	1-17, 1-23	189221	1-19, 1-28
180493	1-17, 1-23	189222	1-19, 1-28



---

189223	1-19, 1-28	192481	1-33, 1-35
189224	1-19, 1-28	192487	1-33, 1-35
189229	1-41, 1-43	192930	1-9
189533	1-28	193253	1-45
189537	1-29	193255	1-45
189538	1-29	193258	1-45
190046	1-41, 1-43	193259	1-45
190047	1-41, 1-43	193260	1-45
190400001	1-55	193261	1-45
190400004	1-57	193270	1-45
190802	1-17, 1-26	193479	1-41
190803	1-17, 1-26	193480	1-41
190804	1-17, 1-26	193481	1-41
190805	1-17, 1-26	193482	1-41
190824	1-17, 1-27	193494	1-43
190825	1-17, 1-27	193495	1-43
190826	1-17, 1-27	193496	1-43
190827	1-17, 1-27	193497	1-43
190857	1-41, 1-43	193500	1-59
190884	1-41, 1-43	193501	1-59
190896	1-3	193664	1-59
191051	1-13, 1-25	194028	1-45
191053	1-13, 1-23	194053	1-45
191055	1-15, 1-28	194054	1-45
191057	1-13, 1-26	194055	1-45
191059	1-13, 1-27	194056	1-45
191065	1-13, 1-25	194084	1-50, 1-51
191103	1-28, 1-29	194085	1-50
191105	1-13	194089	1-45
191322	1-11	194600	1-51
191323	1-11	198301	1-3
191324	1-11	198302	1-3
191325	1-11	1C213	1-48
191326	1-11	1C290	1-30
191327	1-11	1P443	1-54, 1-56
191328	1-11	1P743	1-54
191329	1-11	1P744	1-56
191345	1-41, 1-43	201441	1-35

---

201442 .....	1-52	3K706 .....	1-59
201443 .....	1-52	3P026 .....	1-17, 1-22
202702-8-8S .....	1-35	3P027 .....	1-17, 1-22
204831 .....	1-53	3P028 .....	1-17, 1-22
204832 .....	1-53	3P029 .....	1-17, 1-22
204833 .....	1-53	3P034 .....	1-22, 1-23, 1-24, 1-26, 1-27
204835 .....	1-53	3P035 .....	1-22, 1-23, 1-24, 1-26, 1-27
204836 .....	1-53	3P036 .....	1-22, 1-23, 1-24, 1-26, 1-27
204837 .....	1-53	3P037 .....	1-22, 1-23, 1-25, 1-26, 1-27
2062-8-8S .....	1-35	3P052 .....	1-22, 1-23, 1-24, 1-25, 1-26, 1-27
2071-8-8S .....	1-35	3P300 .....	1-24, 1-25
2107649 .....	1-6	4C856 .....	1-3, 1-9
220000210 .....	1-55, 1-57	4J867 .....	1-9
236927 .....	1-55	4K775 .....	1-27
236928 .....	1-57	5000 .....	1-20
236930 .....	1-55	528933 .....	1-59
236931 .....	1-57	528934 .....	1-59
2-474-010022 .....	1-33, 1-35	528938 .....	1-59
2J858 .....	1-9	5C100 .....	1-3
2P151 .....	1-3, 1-59	5D129 .....	1-48
2P252 .....	1-41, 1-43	5J376 .....	1-28, 1-30
2P253 .....	1-41, 1-43, 1-45, 1-50, 1-51	5J650 .....	1-54, 1-56
2P254 .....	1-45, 1-50, 1-51	5J709 .....	1-9
2P258 .....	1-29	5J710 .....	1-9
2P737 .....	1-54, 1-56	5J711 .....	1-9
2P748 .....	1-37	5J748 .....	1-11
2P793 .....	1-3	5J765 .....	1-9
2P794 .....	1-3	5J857 .....	1-9
2P800 .....	1-22	5J859 .....	1-59
2P804 .....	1-43	5K262 .....	1-47
2P818 .....	1-43	5K979 .....	1-50, 1-51
3J562 .....	1-41, 1-43	6D312 .....	1-7
3J608 .....	1-47	6D333 .....	1-9
3J614 .....	1-47	6D336 .....	1-6
3J615 .....	1-33	6D338 .....	1-6
3J675 .....	1-50, 1-51, 1-59	6D966 .....	1-11
3J678 .....	1-59	6J047 .....	1-11
3J951 .....	1-4	6J765 .....	1-6

6J766 .....	1-5, 1-6	9D989 .....	1-45, 1-47
6J772 .....	1-9	9J695 .....	1-11
6J773 .....	1-9	9J930 .....	1-41
6J774 .....	1-11	9K740 .....	1-48
6J775 .....	1-11		
6J776 .....	1-11		
6J778 .....	1-9		
6J782 .....	1-9		
6J784 .....	1-9		
6J811 .....	1-11, 1-33, 1-35, 1-56, 1-57		
6J816 .....	1-3		
6J818 .....	1-4		
6J819 .....	1-4		
6J820 .....	1-4		
6J821 .....	1-4		
6J824 .....	1-3, 1-4		
6J825 .....	1-3		
6J840 .....	1-3		
6J999 .....	1-59		
6K919 .....	1-3, 1-7		
6K970 .....	1-9		
712099 .....	1-6		
71508992 .....	1-33, 1-35		
7C076 .....	1-3		
7C120 .....	1-3		
7D062 .....	1-4		
7J001 .....	1-4		
7J002 .....	1-4		
7J003 .....	1-4		
7K678 .....	1-37		
7K858 .....	1-50, 1-51		
7K963 .....	1-49		
8J014 .....	1-41		
8J790 .....	1-7		
8J792 .....	1-7		
8K112 .....	1-11		
9D137 .....	1-3, 1-33, 1-35, 1-54, 1-55		
9D322 .....	1-3		

# Instructions for Ordering Parts

**\*\* Repair parts must be ordered through an authorized dealer \*\***

## DEALER INSTRUCTIONS FOR ORDERING PARTS FROM LANDOLL PARTS DISTRIBUTION CENTER

PHONE #: 800-423-4320 OR 785-562-5381

FAX #: 888-527-3909

ORDER ONLINE: [Dealer.landoll.com](http://Dealer.landoll.com)

### DATA PLATE


See Figure 1-1 for the Data Plate, which lists the model and serial number of the equipment. It is located on the rear of the frame right of center of the X-Fold Pulverizer.

### SERIAL NUMBER NOMENCLATURE

The following information will help decode the Landoll serial number.

**PXE21000100 = xxmysssss**

<b>xx</b>	= model series (i.e. "PX" for all Pulverizers)
<b>m</b>	= month of manufacture (ex. "E" means May. The letter I is not used.)
<b>yy</b>	= last digits of the year manufactured (ex. "21" means 2021)
<b>sssss</b>	= Sequential number used to track warranty and service information.



**Figure 4-1: Data Plate**

## Manuals for X Pulverizer, 20' through 26' Models

Manual Number	Manual Type
F-788	Operator's Manual
F-787	Parts Manual

# Document Control Revision Log:

Date	Form #	Improvement(s): Description and Comments
05/2015	R0	Initial Release
09/2017	R1	Updated Model Sizes
11/2021	F-787-1121	ECN 47647 - Update Hyd Cyl
05/2022	F-787-0522	ECN 42984 - Update Hyd Cyl - Lion Updated ISO logos to ISO 9001:2015 (Revised 04/2024)
06/2024	F-787-2406	ECN 49750 - Add Decals: QR Code, FEMA, 20 mph *Revision Format "Year/Month"



**intertek**

Equipment from Landoll Company, LLC is built to  
exacting standards ensured by ISO 9001:2015 registration  
at all Landoll manufacturing facilities.

# **X Pulverizer Models X20-26 Parts Manual**

## **Re-Order Part Number F-787**

**LANDOLL COMPANY, LLC**

1900 North Street

Marysville, Kansas 66508

(785) 562-5381

**800-428-5655 ~ WWW.LANDOLL.COM**



Copyright 2024. Landoll Company, LLC

“All rights reserved, including the right to reproduce this material or portions thereof in any form.”

