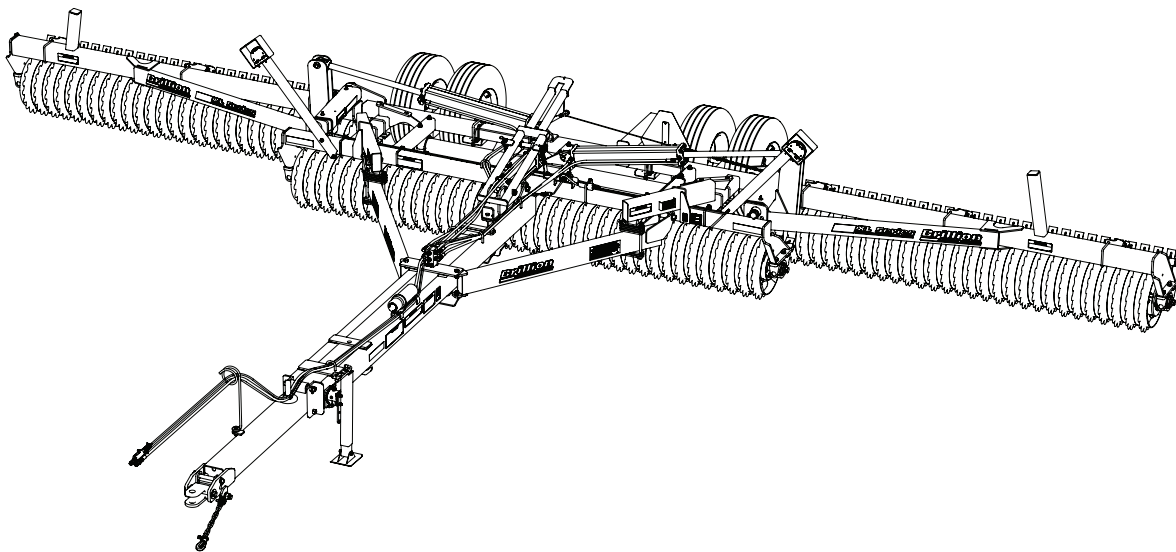




XL Pulverizer Models XL28-36 Parts Manual



LANDOLL COMPANY, LLC

1900 North Street

Marysville, Kansas 66508

(785) 562-5381

800-428-5655 ~ WWW.LANDOLL.COM

Manuals for XL28 - XL36 Pulverizer (Folding)

Manual Number	Manual Type
F-791	Operator's Manual
F-790	Parts Manual

Table of Contents

1 Illustrated Parts List

Instructions for Ordering Parts	1-1
Frame	1-2
Transport Lock Linkage	1-4
Transport Axle	1-5
Hub and Spindle	1-6
Wheel Assembly	1-7
Drawbar	1-8
Wing Frame Installation	1-12
Center Frame Roller	1-14
Center Frame V-Roller	1-16
Wing Frame Roller	1-18
Wing Frame V-Roller	1-20
Trunnion Bearing	1-22
Roller Axle Assembly, Notched Ductile	1-24
Roller Axle Assembly, Crowfoot	1-25
Roller Axle Assembly, Optimizer	1-26
Roller Axle Assembly, Notched Heavy	1-27
Roller Axle Assembly, Notched Heavy with Sprockets	1-28
V-Roller Axle Assembly	1-29
Axle Assembly	1-30
Axle Clamp	1-31
Hydraulic Layout	1-32
Hydraulic Schematic	1-34
Electrical Layout	1-36
Electrical Schematic	1-39
Scrapers - Optional	1-40
Heavy Scrapers - Optional	1-42
V-Wheel Scrapers - Optional	1-44
Acre Meter Kit - Optional	1-46
Acre Meter Assembly - Optional	1-48
Magnet Wheel Assembly - Optional	1-49
Weight Kit - Optional	1-51
Clamp End Spacer Kits, 3/4" and 1/2" - Optional	1-52
Clamp End Spacer Kits, 1", 1-1/4", 1-1/2" - Optional	1-53
9D524L Hydraulic Cylinder, 3-1/2 x 16 - Lion - 671656	1-54
6J216P Hydraulic Cylinder, 3 x 30 - Prince	1-55
5J830L Hydraulic Cylinder, 4 x 30 - Lion - 671667	1-56

Decals	1-58
Decal Locations	1-60

2 Glossary

3 Index

Illustrated Parts List

Instructions for Ordering Parts

**** Repair parts must be ordered through an authorized dealer ****

DEALER INSTRUCTIONS FOR ORDERING PARTS FROM LANDOLL PARTS DISTRIBUTION CENTER

PHONE #: 800-423-4320 OR 785-562-5381

FAX #: 888-527-3909

ORDER ONLINE: Dealer.landoll.com

DATA PLATE

See Figure 1-1 for the Data Plate, which lists the model and serial number of the equipment. It is located on the rear of the frame right of center of the X-Fold Pulverizer.

SERIAL NUMBER NOMENCLATURE

The following information will help decode the Landoll serial number.

PXD22000100 = xxmysssss

xx	= model series (i.e. "PX" for all Pulverizers)
m	= month of manufacture (ex. "D" means April. The letter I is not used.)
yy	= last digits of the year manufactured (ex. "22" means 2022)
sssss	= Sequential number used to track warranty and service information.




Figure 1-1: Data Plate

Frame

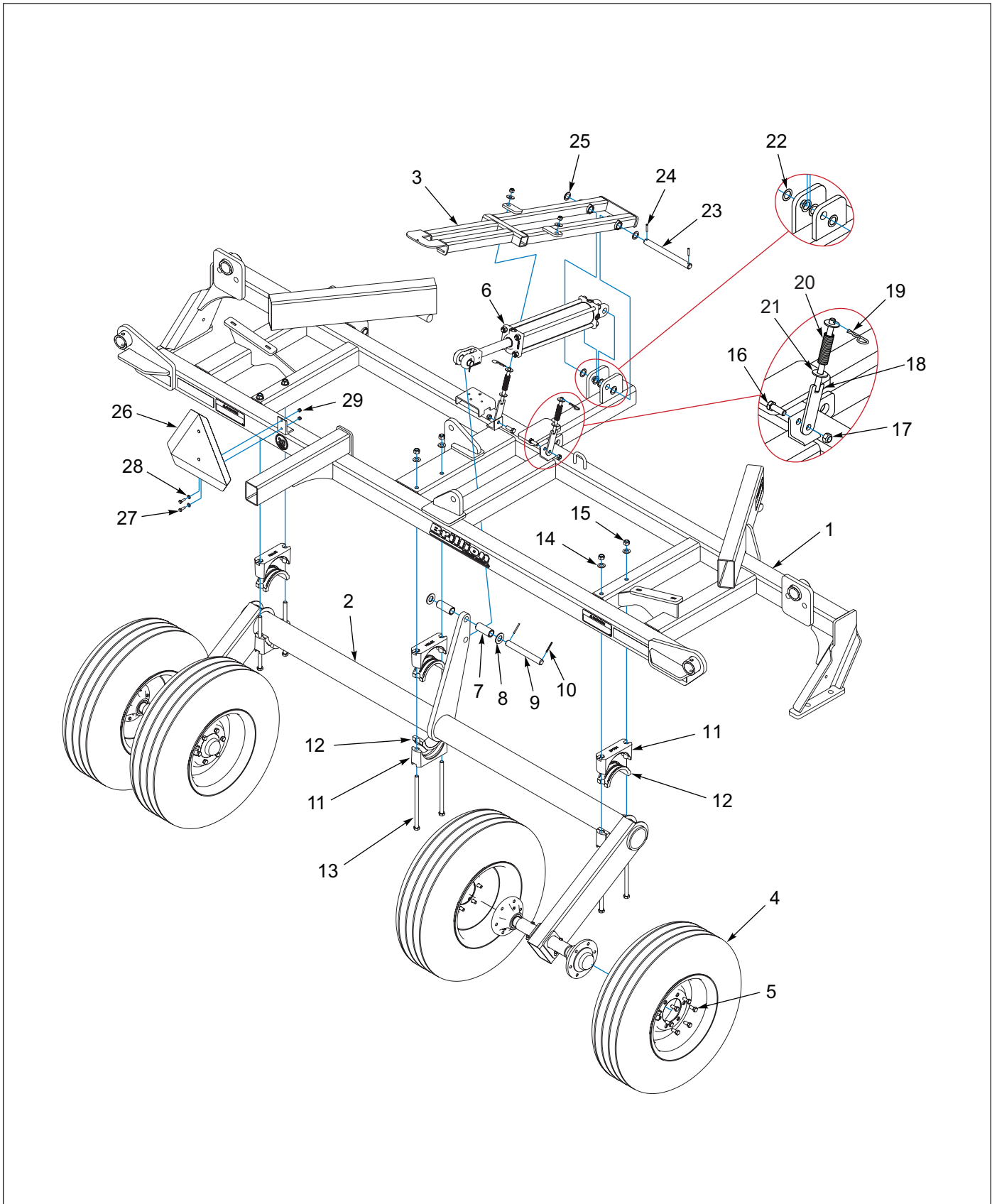


Figure 1-2: Frame

Frame

ITEM	PART NUMBER	DESCRIPTION	QTY
1	189246	FRAME, CENTER ASM 28-36FT	1
2	189244	TRANSPORT AXLE ASM (SEE PAGE 1-5)	1
3	7J006	TRANSPORT LOCK	1
4	6K921	WHEEL 8J791/NO TUBE/6D312 (SEE PAGE 1-7)	4
5	5C100	WHEEL BOLT 1/2-20 X 1 GR5, ZP	24
6	9D524	HYD CYLINDER - 3 1/2 X 16 (SEE PAGE 1-54)	1
7	198301	SPACER	2
8	1-861-010032-24	WASHER FL 1IN NARROW ZP	2
9	198302	PIN (1 X 8-5/8)	1
10	1-647-010004181	SPRING PIN SLOTTED 3/16 X 2	2
11	2P794	BRG HALF, 4 1/2 INSERT	6
12	2P793	BRG INSERT, 4 1/2	6
13	107-0023	5/8-11 X 11LG HHCS GR5 ZP	6
14	1-861-010032-18	WASHER, FLAT 5/8 N ZP/CD	6
15	1-512-010005-13	NUT, HEX SLFLKG GRB 5/8-11	6
16	1-654-010055-03	SCREW, HEX CAP, 1/2-13UNC X 1-1/2	2
17	1-512-010005-09	NUT, HEX SLFLKG, 1/2-13 GRB	4
18	6J816	SPRING HOLDER	2
19	4C856	HAIR PIN COTTER	2
20	6J825	COMPRESSION SPRING	2
21	1-861-010032-15	WASHER, FLAT 1/2 W ZP/CD	6
22	7C120	MACHINERY BUSHING	4
23	3J647	PIN (1 X 11-1/8)	1
24	1-647-010004217	SPRING PIN, SLOTTED 1/4 X 1-1/2	2
25	7C076	MACHINERY BUSHING	2
26	2P151	SMV W/BACKET	1
27	1-654-010049-05	SCREW HX CP 5/16-18UNC X 1 GR5	2
28	1-861-010032-08	WASHER, FLAT 5/16 ZP	2
29	104032	NUT, HX SLF-LKG W/MYL 5/16-18	2
30	7J013	TRANSPORT LOCK LINKAGE (NOT SHOWN) (SEE PAGE 1-4)	1

Transport Lock Linkage

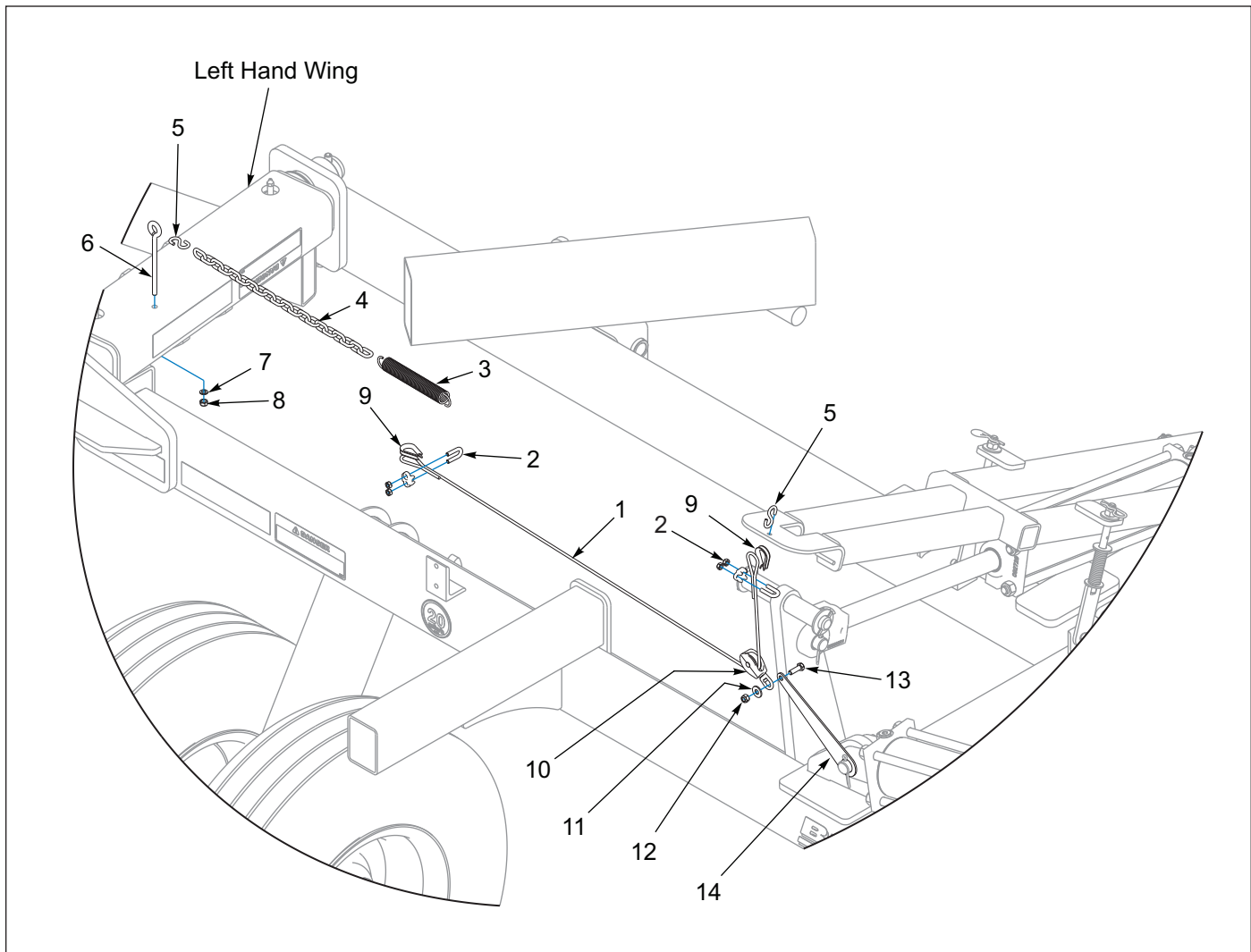


Figure 1-3: Transport Lock Linkage

Transport Lock Linkage

ITEM	PART NUMBER	DESCRIPTION	QTY
	7J013	TRANSPORT LOCK LINKAGE	--
1	7J012	CABLE (3/16 X 55-1/2)	1
2	7J003	CABLE CLAMP (INCLUDES CLAMP, U-BOLT AND NUTS)	2
3	7D062	SPRING	1
4	3J951	CHAIN	1
5	6J820	S-HOOK	2
6	6J819	EYE BOLT (5/16-18)	1
7	1-861-010034-10	WASHER,LKG 5/16	1
8	1-512-010007-06	NUT, HEX 5/16-18	1
9	7J002	CABLE THIMBLE	2
10	6J821	SWIVEL PULLEY	1
11	1-861-010032-09	WASHER,FLAT 5/16 W ZP/CD	1
12	104032	NUT, HX SLF-LKG W/NYL 5/16-18	1
13	1-654-010049-05	SCREW HX CP 5/16-18UNC X 1 GR5	1
14	7J011	STRAP	1

Transport Axle

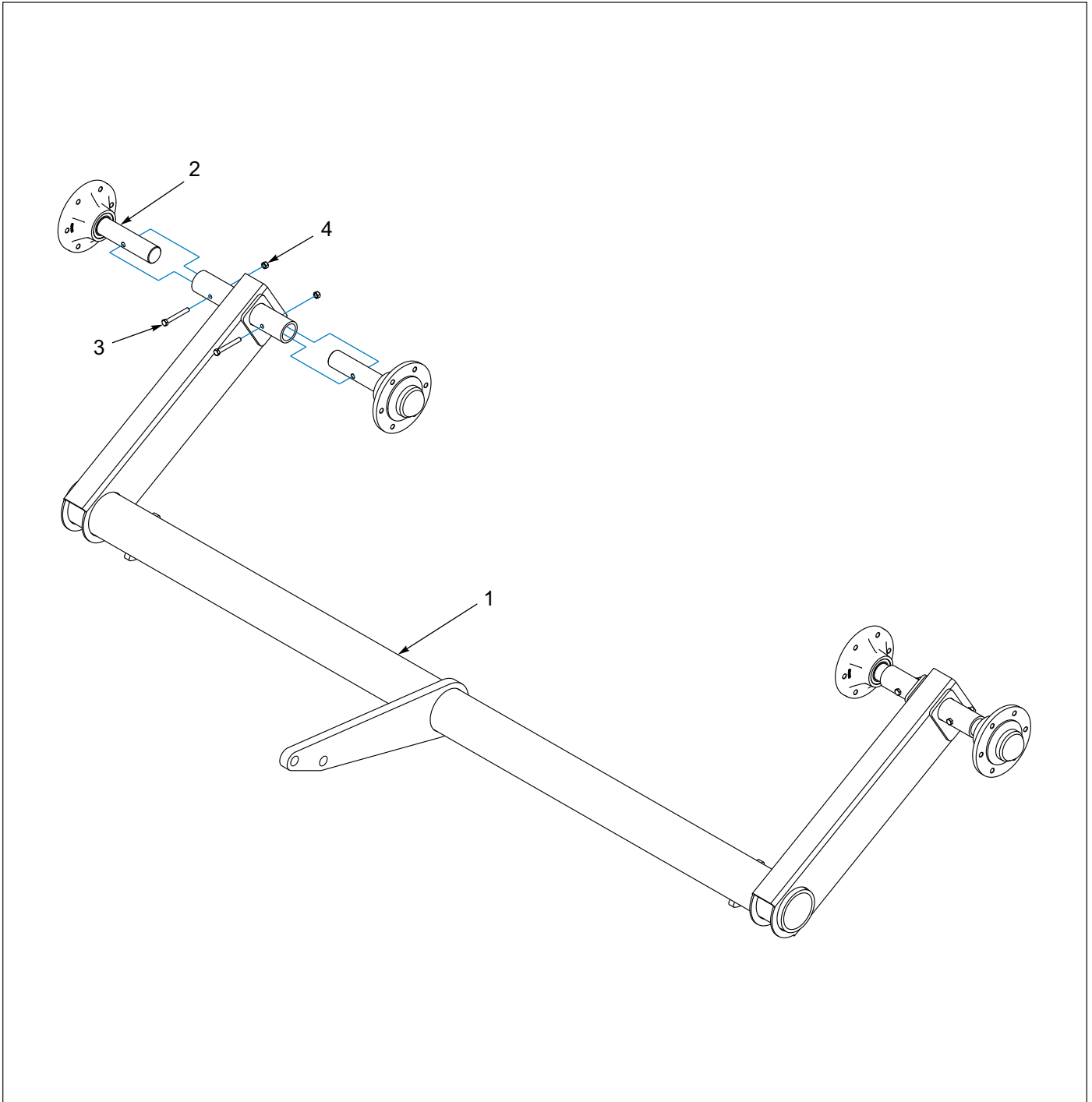


Figure 1-4: Transport Axle

Transport Axle

ITEM	PART NUMBER	DESCRIPTION	QTY
	189244	TRANSPORT AXLE ASM	1
1	189243	TRANSPORT AXLE WELDMENT	1
2	6J766	HUB & SPINDLE ASM (SEE PAGE 1-6)	4
3	1-654-010051-13	SCREW, HX CP, 3/8-16UNC X 3, GR5	4
4	1-512-010005-13	NUT, HEX, SLFLKG GRB 3/8-16	4

Hub and Spindle

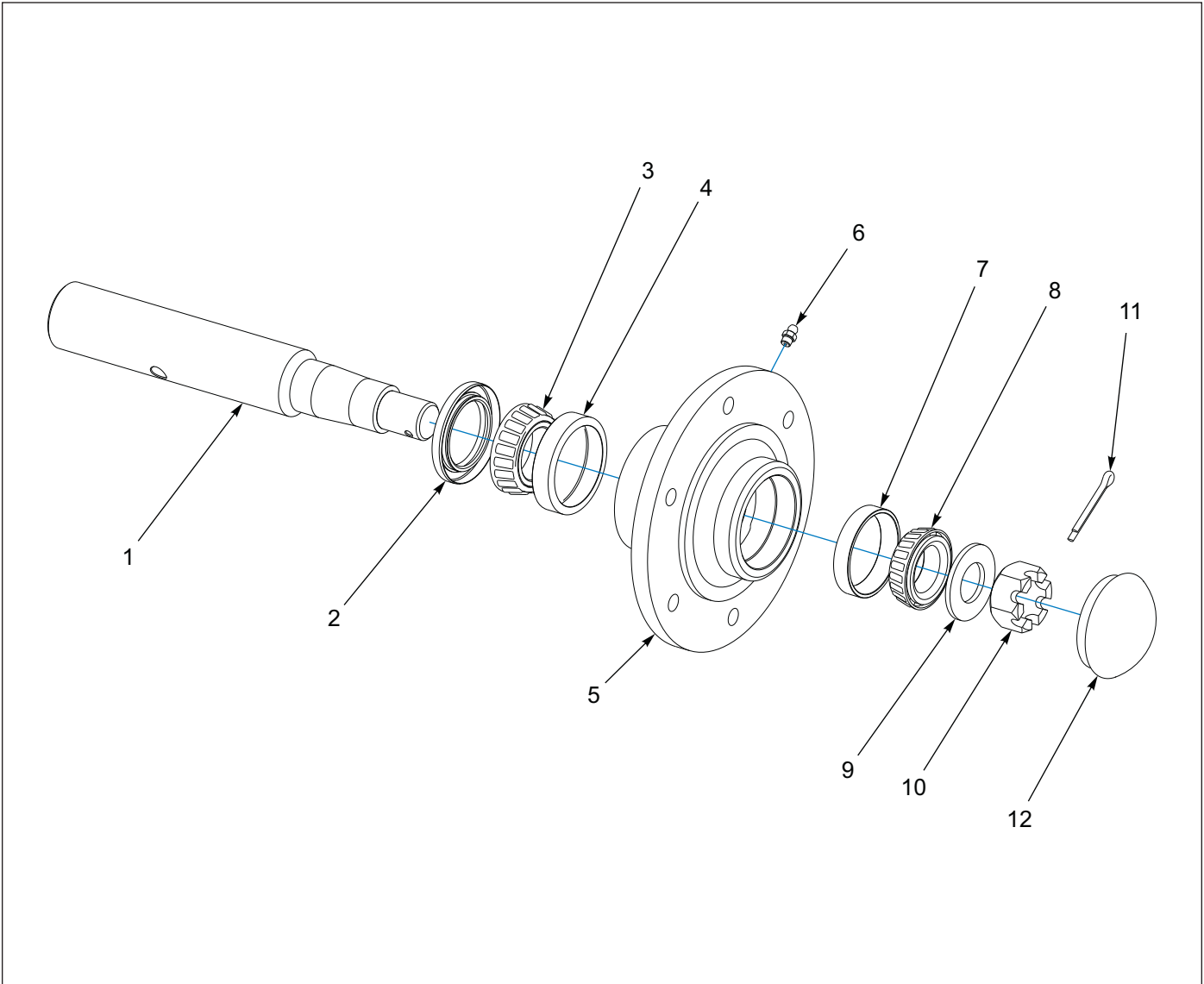


Figure 1-5: Hub and Spindle

Hub and Spindle

ITEM	PART NUMBER	DESCRIPTION	QTY
	6J766	HUB & SPINDLE ASM	1
1	6J765	SPINDLE	1
2	6D338	SEAL	1
3	712099	OUTER BEARING CONE (LM48548)	1
4	2107649	CUP, INNER BEARING (LM48510)	1
5	6D336	WHEEL HUB - 6 BOLT (INCLUDES ITEM 6)	1
6	1-298-010001-1	ZERK FITTING 1/4 SAE	1
7	1-076-010010	CUP INNER (LM67010)	1
8	1-076-010007	CONE INNER (LM67048)	1
9	1-861-010032-24	WASHER FL 1IN NARROW ZP	1
10	1-516-010001-20	NUT, HX SLOT 1-14	1
11	1-557-010362-51	PIN, COTTER 3/16 X 1-1/2	1
12	1-161-010003	CAP 6BOLT HUB	1

Wheel Assembly

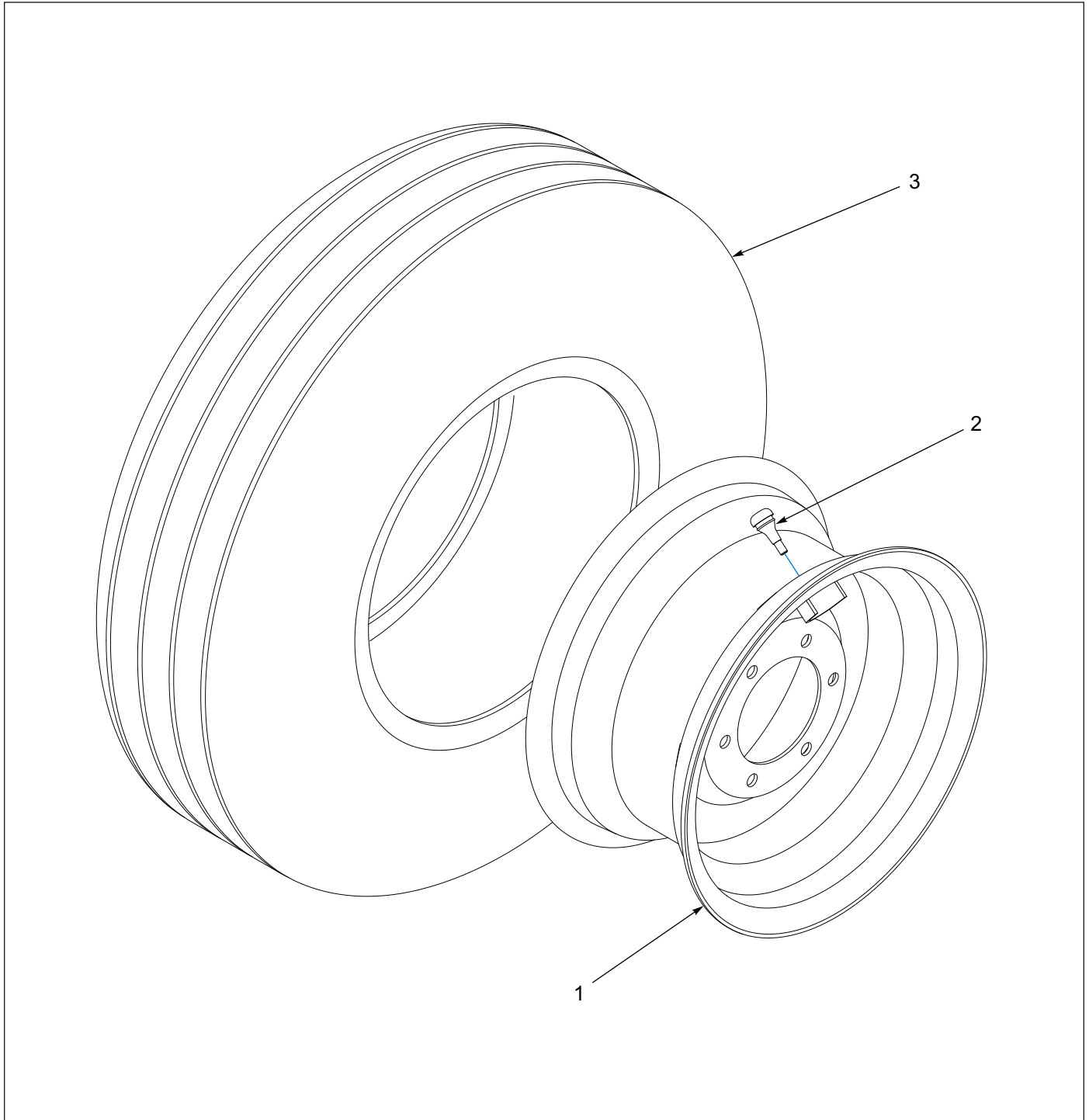


Figure 1-6: Wheel Assembly

Wheel Assembly

ITEM	PART NUMBER	DESCRIPTION	QTY
	6K921	WHEEL 8J791/NO TUBE/6D312	1
1	6D312	WHEEL - 15 X 8LB - 6 BOLT	1
2	8J792	VALVE STEM-TUBELESS	1
3	8J791	TIRE - 11L X 15 - 8 PLY	1

Drawbar

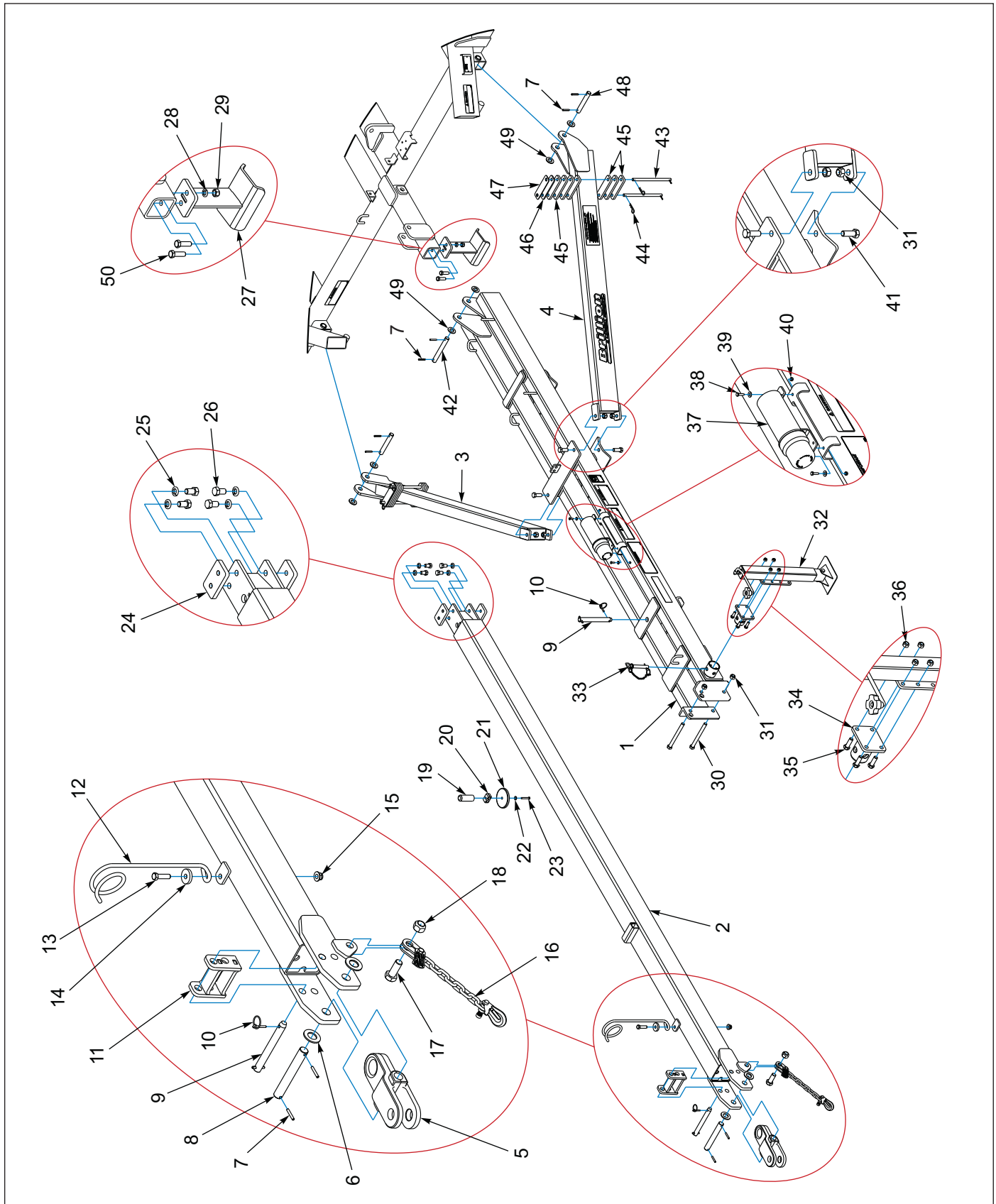


Figure 1-7: Drawbar

Drawbar

ITEM	PART NUMBER	DESCRIPTION	QTY
1	189179	DRAWBAR	1
2	189196	DRAWBAR EXTENSION	1
3	5J708	R.H. BRACE	1
4	5J707	L.H. BRACE	1
5	2J858	HITCH	1
6	116100	WASHER 1-1/4 NAR FL, ZP/CD	2
7	147072	PIN, SPRING SLOTTED 5/16 X 2	8
8	164756	PIN, 1.25 X 9.0	1
9	5J765	PIN	2
10	1-557-010327	PIN LYNCH 1/4 X 1-1/4	2
11	171838	LOCK, REV HITCH	1
12	6D333	HOSE SUPPORT	1
13	1-654-010059-06	SCREW, HEX CAP, 5/8-11UNC X 2-1/4 GR5	1
14	6K970	WASHER 0.656 X 2.063 X 0.375	1
15	2P254	NUT, FLANGE NY-LOK 5/8-11	1
16	141434	SAFETY CHAIN 21,000 LB	1
17	151528	HHCS, 1-8 X 2-1/2 GR5, ZP	1
18	1-512-010005-19	NUT, LOCK 1-8, GR5, ZP	1
19	164762	HANDLE HOSE MAGNET	1
20	1P937	TWIN CLAMP PAIR, .67" DIA	1
21	164761	MAGNET 190# PULL	1
22	1-861-010032-09	WASHER, FLAT 5/16 W ZP/CD	1
23	108628	SCREW HX CP 5/16-18UNC X 2-1/4	1
24	5J767	STOP	2
25	1-861-010034-17	WASHER, LKG HLCL SPR, 3/4	4
26	129263	HHCS, 3/4-10 X 1-1/4 GR5, ZP	4
27	5J759	STOP (DRAWBAR)	1
28	1-861-010034-15	WASHER, LKG, HLCL SPR, 5/8	2
29	1-512-010007-11	NUT, HEX 5/8-11 GR2 ZP	2
30	1-654-010061-21	SCREW, HX CP 3/4-10UNC X 8 GR5	2
31	1-512-010005-15	NUT, LOCK 3/4-10, GR8 ZP	6
32	2P999	JACK 5000LB	1
33	3P007	PIN, 3/4 W/CHAIN	1
34	3P001	JACK MOUNT, 3/4 PIN	1
35	1-654-010055-03	SCREW, HEX CAP 1/2-13UNC X 1-1/2	4
36	1-512-010005-09	NUT, HEX SLFLKG GRB 1/2-13	4
37	142753	MANUAL HOLDER	1
38	1-654-010047-06	SCREW, HX CP 1/4-20UNC X 1 GR5	2
39	1-861-010032-07	WASHER, FLAT 1/4 ZP	2
40	1-512-010005-01	NUT, HEX SLFLKG GRB 1/4-20	2
41	1-654-010061-05	SCREW, HHC, 3/4-10UNC X 2, GR5, ZP	4
42	5J855	PIN (1 X 8-3/16")	1
43	5J775	PIN (5/8 X 11-5/8) (INCLUDES ROLL PIN)	4
44	4C856	HAIR PIN COTTER	4
45	5J711	STOP (1/2") (SHIM)	12
46	5J709	STOP (1/4") (SHIM)	2
47	5J710	STOP (1/8") (SHIM)	2

Drawbar

ITEM	PART NUMBER	DESCRIPTION	QTY
48	5J857	PIN (1 X 6-3/4)	2
49	1-861-010032-24	WASHER FL 1IN NARROW ZP	6
50	1-654-010059-05	SCREW, HEX CAP, 5/8-11UNC X 2 GR5	2

Wing Frame Installation

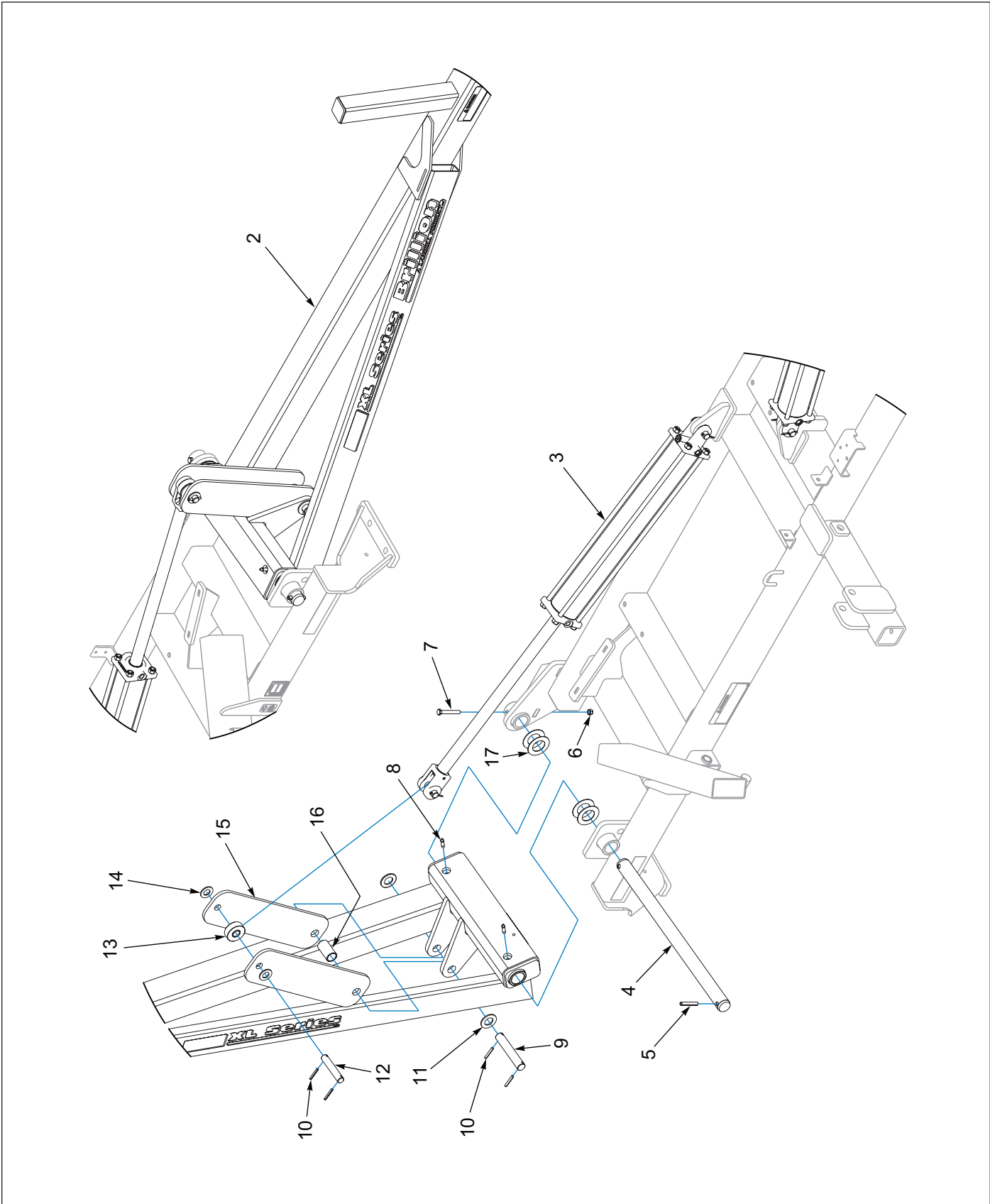


Figure 1-8: Wing Frame Installation

Wing Frame Installation

ITEM	PART NUMBER	DESCRIPTION	QTY
1	190001	WING RH ASM 8FT (XL28)	1
1	190003	WING RH ASM 9FT (XL30)	1
1	190005	WING RH ASM 10FT (XL32)	1
1	190007	WING RH ASM 11FT (XL34)	1
1	190009	WING RH ASM 12FT (XL36)	1
2	190000	WING LH ASM 8FT (XL28)	1
2	190002	WING LH ASM 9FT (XL30)	1
2	190004	WING LH ASM 10FT (XL32)	1
2	190006	WING LH ASM 11FT (XL34)	1
2	190008	WING LH ASM 12FT (XL36)	1
3	6J216	HYD CYLINDER - 3 X 30 (WING) (XL28, XL30) (SEE PAGE 1-55)	2
3	5J830	HYD CYLINDER - 4 X 30 (WING) (XL32, XL34, XL36) (SEE PAGE 1-56)	2
4	189198	HINGE PIN	2
5	5D979	ROLL PIN 1/2 X 3	2
6	1-512-010005-09	NUT,HEX, SLFLKG, 1/2-13 GRB	2
7	1-654-010055-11	SCREW, HX CP 1/2-13UNC X 3-1/2	2
8	5J748	GREASE FITTING	4
9	9J400	WHEEL ARM PIN (1-1/4 X 7-5/16)	2
10	147072	PIN,SPRING SLOTTED 5/16 X 2	8
11	116100	WASHER 1-1/4 NAR FL	4
12	5J768	PIN (1 X 5-1/2)	2
13	6J047	ROLLER ASSEMBLY	2
14	1-861-010032-24	WASHER, FL 1IN NARROW	4
15	5J766	LINK	4
16	5J780	SPACER (1.38 x 1.66 x 3)	2
17	1D168	MACHINERY BUSHING (2 X 3.5 X 14GA)	8

Center Frame Roller

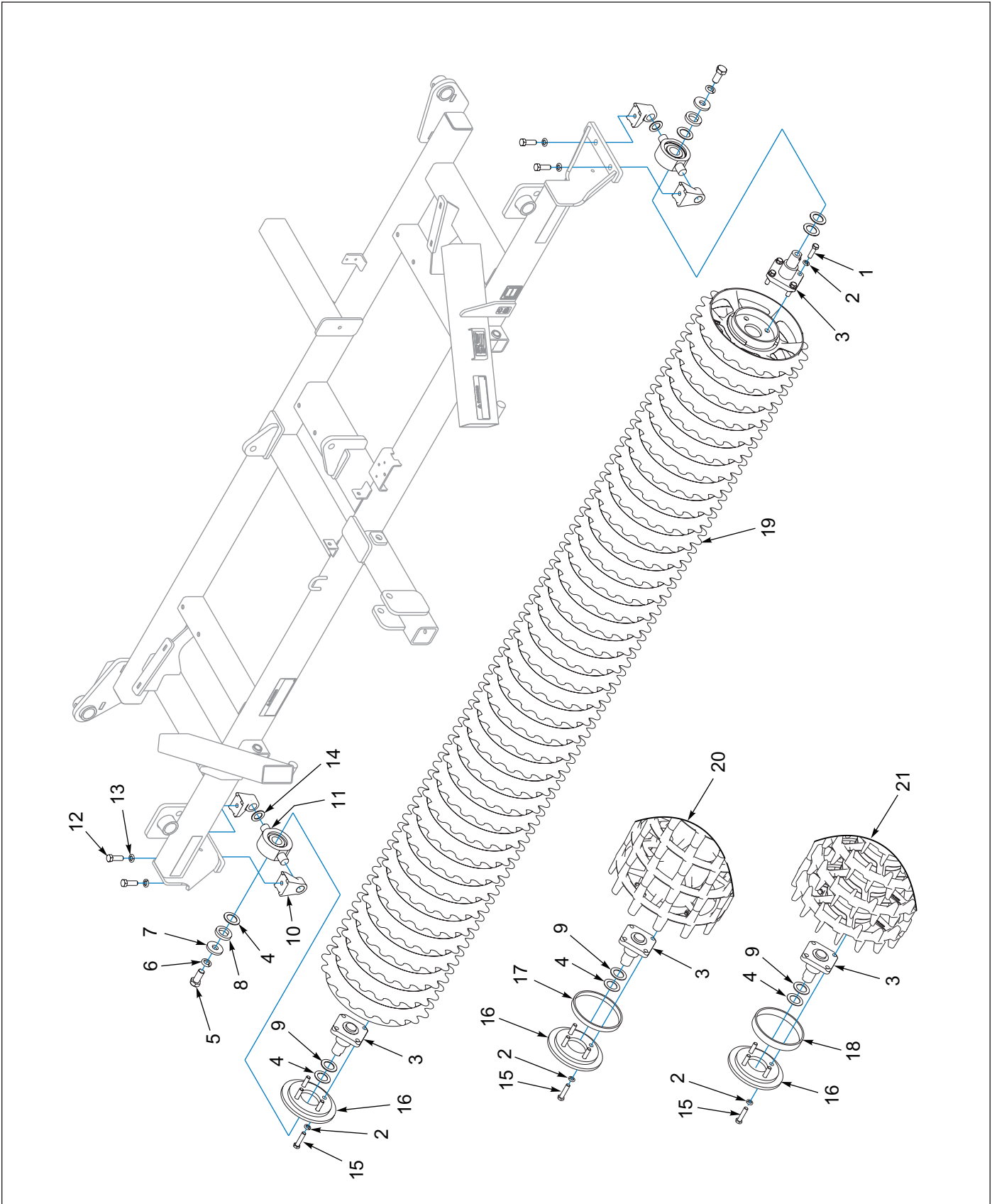


Figure 1-9: Center Frame Roller

Center Frame Roller

ITEM	PART NUMBER	DESCRIPTION	QTY
1	1-654-010059-06	SCREW, HEX CAP 5/8-11 X 2-1/4,G5	4
2	1-861-010034-15	WASHER, LKG,HLCL SPR, 5/8	8
3	173119	SHAFT-STUB, AXLE, WELDMENT	2
4	171738	WASHER, SHIM 11 GA, 1.79 ID	4
5	137943	SCREW,HEX CAP 1-8UNC X 2-1/4, GR5	2
6	1-861-010034-21	WASHER, LKG HEL SPRG 1IN	2
7	154185	WASHER, 3/8 THICK 1" ID	2
8	154186	WASHER, FLAT TOP	2
9	171739	WASHER, SHIM 14 GA, 1.79 ID	2
10	140479	MOUNT, TRUNNION BEARING	4
11	140477	BEARING, DISC 1.775 ID ASSY (SEE PAGE 1-22)	2
12	1-654-010061-06	SCREW,HXCP, 3/4-10UNC X 2-1/4, GR5	4
13	1-861-010034-17	WASHER, LKG, HLCL SPR, 3/4	4
14	140480	WASHER, TRUNNION	2
15	1-654-010059-08	SCREW, HEX CAP 5/8-11 X 2-3/4, G5	4
16	179352	STOP, WHEEL, 1/4 WALL TUBE	1
17	179346	TUBE, RND 8.125 X 8.625 X .781 (OPTIMIZER)	1
18	164675	TUBE RND 8.125X8.625X1.25 (CROWFOOT)	1
19	3P033	AXLE ASM, 12' X 8" TUBE (NOTCHED) (SEE PAGE 1-24)	1
20	164717	AXLE ASM, 12' X8" TUBE, OPT (SEE PAGE 1-26)	1
21	164728	AXLE ASM.12' X 8" TUBE, CROW (SEE PAGE 1-25)	1
22	190809	AXLE, ASM, NOTCHED HVY12FT (NOT SHOWN) (SEE PAGE 1-27)	1
23	190831	AXLE ASM, HVY W/SPROCKET 12FT (NOT SHOWN) (SEE PAGE 1-28)	1

Center Frame V-Roller

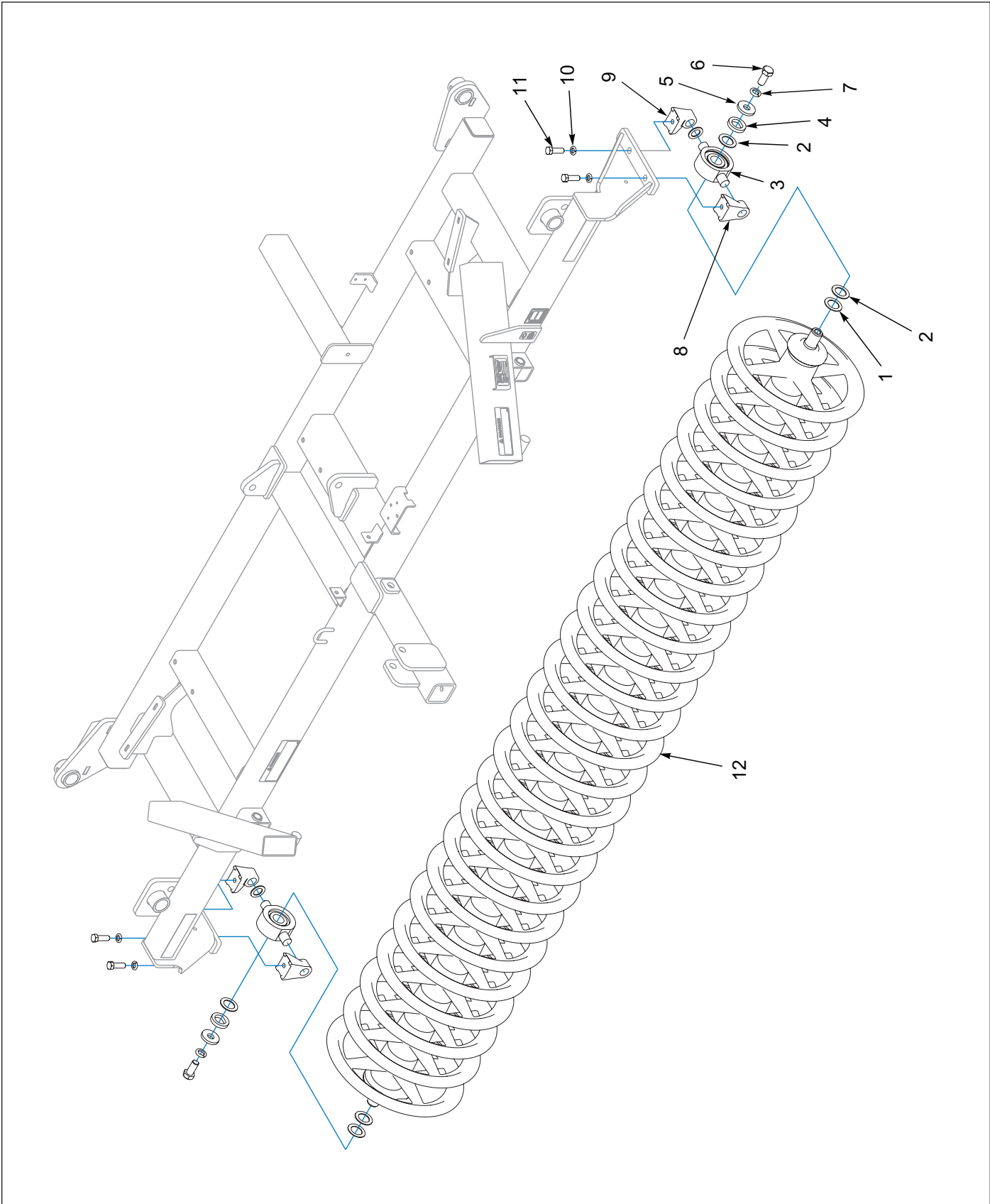


Figure 1-10: Center Frame V-Roller

Center Frame V-Roller

ITEM	PART NUMBER	DESCRIPTION	QTY
1	171739	WASHER, SHIM 14 GA, 1.79 ID	2
2	171738	WASHER, SHIM 11 GA, 1.79 ID	4
3	140477	BEARING, DISC 1.775 ID ASSY (SEE PAGE 1-22)	2
4	154186	WASHER, FLAT TOP	2
5	154185	WASHER, 3/8 THICK 1" ID	2
6	137943	SCREW, HEX CAP 1-8UNC X 2-1/4, GR5	2
7	1-861-010034-21	WASHER, LKG HEL SPRG 1IN	2
8	140480	WASHER, TRUNNION	2
9	140479	MOUNT, TRUNNION BEARING	4
10	1-861-010034-17	WASHER, LKG, HLCL SPR, 3/4	4
11	1-654-010061-06	SCREW, HXCP, 3/4-10UNC X 2-1/4, GR5	4
12	189228	AXLE ASM, V-WHL 12FT (SEE PAGE 1-29)	1

Wing Frame Roller

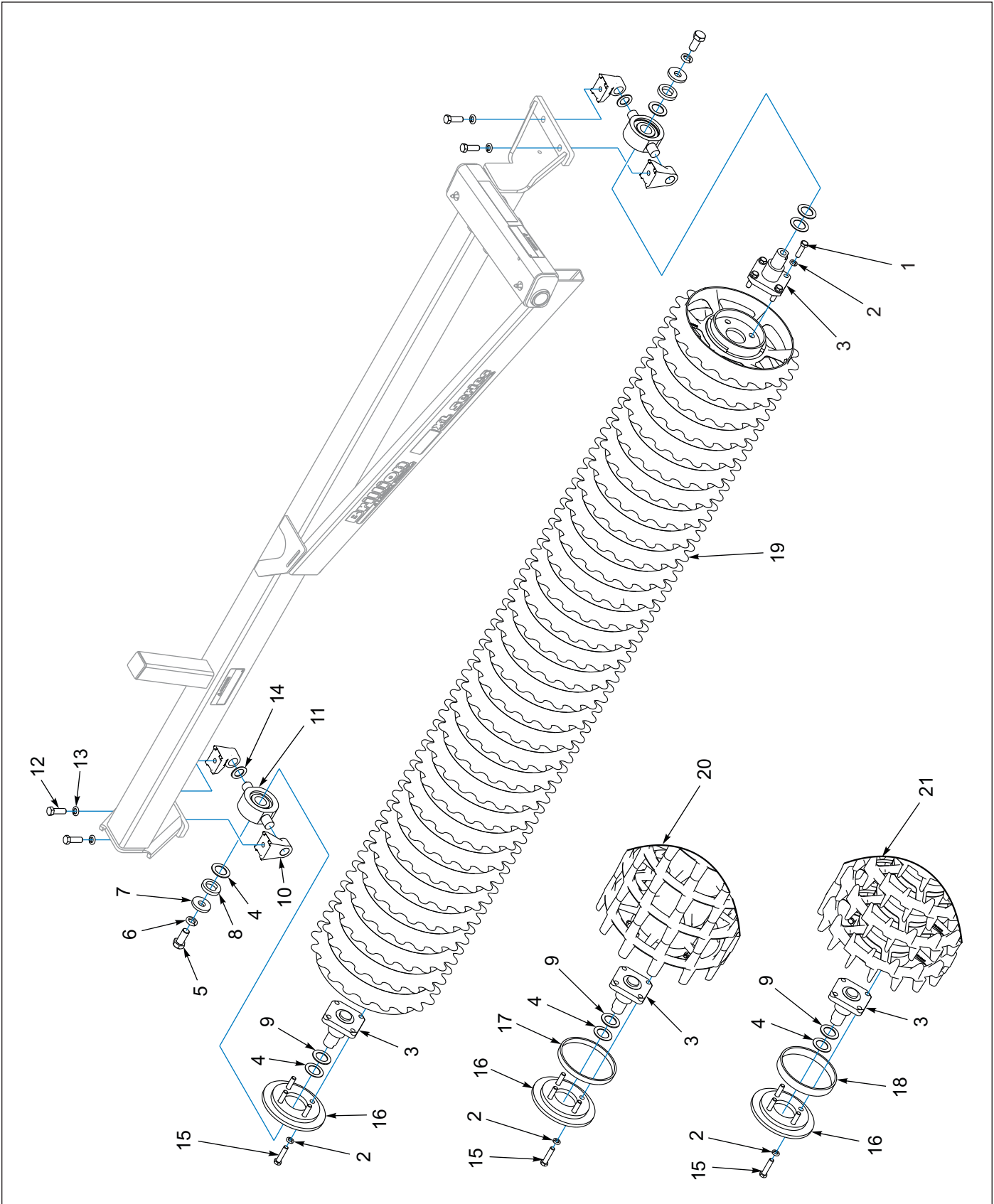


Figure 1-11: Wing Frame Roller

Wing Frame Roller

ITEM	PART NUMBER	DESCRIPTION	QTY
1	1-654-010059-06	SCREW, HEX CAP 5/8-11 X 2-1/4, G5	4
2	1-861-010034-15	WASHER, LKG,HLCL SPR, 5/8	8
3	173119	SHAFT-STUB, AXLE, WELDMENT	2
4	171738	WASHER, SHIM 11 GA, 1.79 ID	4
5	137943	SCREW, HEX CAP 1-8UNC X 2-1/4, GR5	2
6	1-861-010034-21	WASHER, LKG HEL SPRG 1IN	2
7	154185	WASHER, 3/8 THICK 1" ID	2
8	154186	WASHER, FLAT TOP	2
9	171739	WASHER, SHIM 14 GA, 1.79 ID	2
10	140479	MOUNT, TRUNNION BEARING	4
11	140477	BEARING, DISC 1.775 ID ASSY (SEE PAGE 1-22)	2
12	1-654-010061-06	SCREW, HXCP, 3/4-10UNC X 2-1/4, GR5	4
13	1-861-010034-17	WASHER, LKG, HLCL SPR, 3/4	4
14	140480	WASHER, TRUNNION	2
15	1-654-010059-08	SCREW, HEX CAP 5/8-11 X 2-3/4, G5	4
16	179352	STOP, WHEEL, 1/4 WALL TUBE	1
17	179346	TUBE, RND 8.125 X 8.625 X .781 (OPTIMIZER)	1
18	164675	TUBE RND 8.125 X 8.625 X 1.25 (CROWFOOT)	1
19	3P029	AXLE ASM, 8' X 8" TUBE (NOTCHED) (SEE PAGE 1-24) (XL28)	1
19	3P030	AXLE ASM, 9' X 8" TUBE (NOTCHED) (SEE PAGE 1-24) (XL30)	1
19	3P031	AXLE ASM, 10' NOTCHED DUCTILE (SEE PAGE 1-24) (XL32)	1
19	3P032	AXLE ASM, 11' NOTCHED DUCTILE (SEE PAGE 1-24) (XL34)	1
19	3P033	AXLE ASM, 12' NOTCHED DUCTILE (SEE PAGE 1-24) (XL36)	1
19	190805	AXLE ASM,NOTCHED HVY 8FT (NOT SHOWN) (SEE PAGE 1-27) (XL28)	1
19	190806	AXLE ASM,NOTCHED HVY 9FT (NOT SHOWN) (SEE PAGE 1-27) (XL30)	1
19	190807	AXLE ASM,NOTCHED HVY 10FT (NOT SHOWN) (SEE PAGE 1-27) (XL32)	1
19	190808	AXLE ASM,NOTCHED HVY 11FT (NOT SHOWN) (SEE PAGE 1-27) (XL34)	1
19	190809	AXLE ASM,NOTCHED HVY 12FT (NOT SHOWN) (SEE PAGE 1-27) (XL36)	1
19	190827	AXLE ASM,HVY W/SPROCKET 8FT (NOT SHOWN) (SEE PAGE 1-28) (XL28)	1
19	190828	AXLE ASM,HVY W/SPROCKET 9FT (NOT SHOWN) (SEE PAGE 1-28) (XL30)	1
19	190829	AXLE ASM,HVY W/SPROCKET 10FT (NOT SHOWN) (SEE PAGE 1-28) (XL32)	1
19	190830	AXLE ASM,HVY W/SPROCKET 11FT (NOT SHOWN) (SEE PAGE 1-28) (XL34)	1
19	190831	AXLE ASM,HVY W/SPROCKET 12FT (NOT SHOWN) (SEE PAGE 1-28) (XL36)	1
20	164713	AXLE ASM, 8' X 8" TUBE, OPT (SEE PAGE 1-26) (XL28)	1
20	164714	AXLE ASM, 9' X 8" TUBE, OPT (SEE PAGE 1-26) (XL30)	1
20	164715	AXLE ASM, 10' X 8" TUBE, OPT (SEE PAGE 1-26) (XL32)	1
20	164716	AXLE ASM, 11' X 8" TUBE, OPT (SEE PAGE 1-26) (XL34)	1
20	164717	AXLE ASM, 12' X 8" TUBE, OPT (SEE PAGE 1-26) (XL36)	1
21	164724	AXLE ASM.8' X 8" TUBE, CROW (RIGHTHAND) (SEE PAGE 1-25) (XL28)	1
21	180495	AXLE 8' LH CROWFOOT (SEE PAGE 1-25) (XL28)	1
21	164725	AXLE ASM 9' X 8" TUBE, CROW (RIGHTHAND) (SEE PAGE 1-25) (XL30)	1
21	180496	AXLE 9' LH CROWFOOT (SEE PAGE 1-25) (XL30)	1
21	164726	AXLE ASM.10' X 8" TUBE, CROW (RIGHTHAND) (SEE PAGE 1-25) (XL32)	1
21	180497	AXLE 10' LH CROWFOOT (SEE PAGE 1-25) (XL32)	1
21	164727	AXLE ASM.11' X 8" TUBE, CROW (RIGHTHAND) (SEE PAGE 1-25) (XL34)	1
21	180498	AXLE 11' LH CROWFOOT (SEE PAGE 1-25) (XL34)	1
21	164728	AXLE ASM.12' X 8" TUBE, CROW (RIGHTHAND) (SEE PAGE 1-25) (XL36)	1
21	180499	AXLE 12' LH CROWFOOT (SEE PAGE 1-25) (XL36)	1

Wing Frame V-Roller

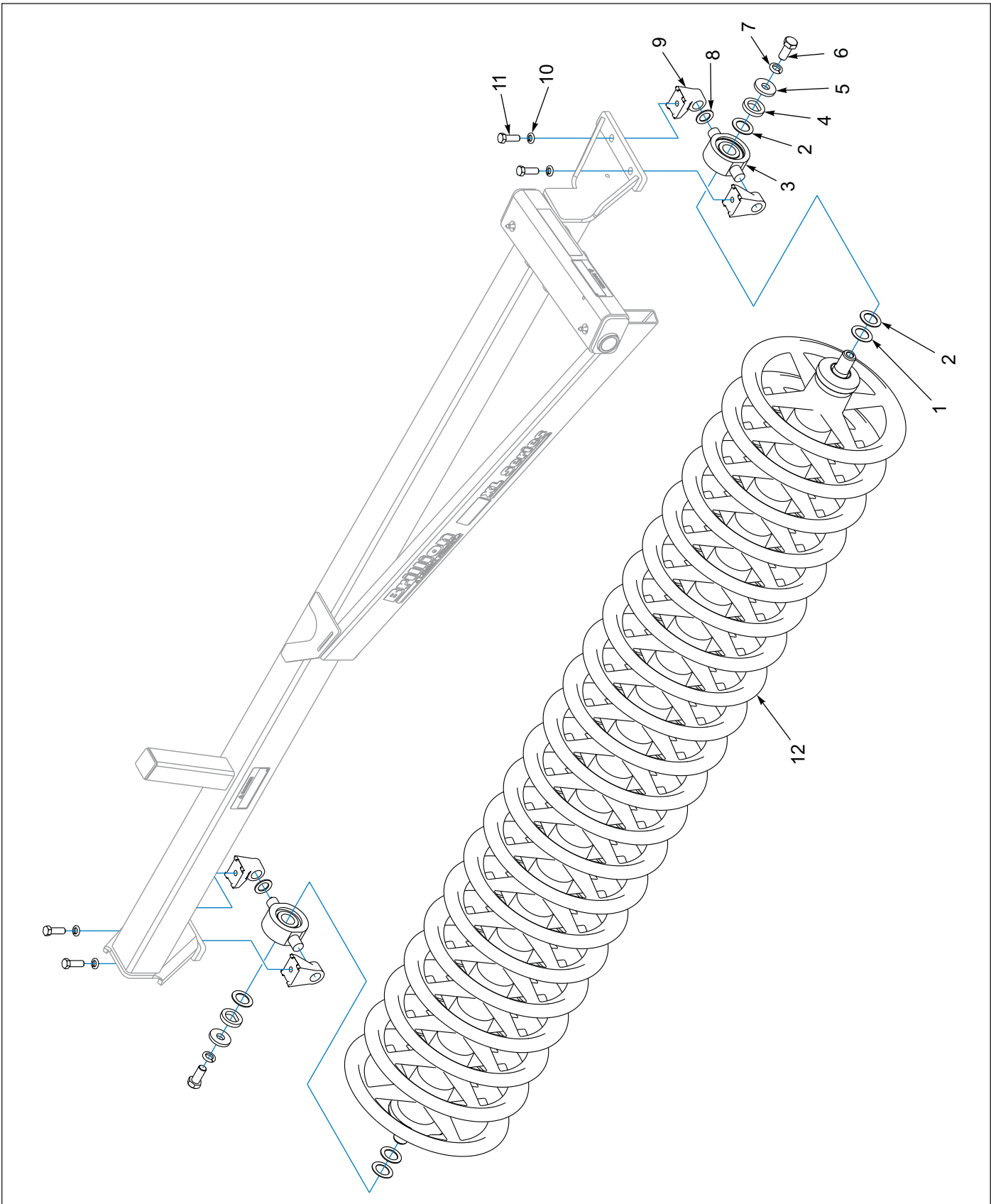


Figure 1-12: Wing Frame V-Roller

Wing Frame V-Roller

ITEM	PART NUMBER	DESCRIPTION	QTY
1	171739	WASHER, SHIM 14 GA, 1.79 ID	2
2	171738	WASHER, SHIM 11 GA, 1.79 ID	4
3	140477	BEARING, DISC 1.775 ID ASSY (SEE PAGE 1-22)	2
4	154186	WASHER, FLAT TOP	2
5	154185	WASHER, 3/8 THICK 1" ID	2
6	137943	SCREW, HEX CAP 1-8UNC X 2-1/4, GR5	2
7	1-861-010034-21	WASHER, LKG HEL SPRG 1IN	2
8	140480	WASHER, TRUNNION	2
9	140479	MOUNT, TRUNNION BEARING	4
10	1-861-010034-17	WASHER, LKG, HLCL SPR, 3/4	4
11	1-654-010061-06	SCREW, HXCP, 3/4-10UNC X 2-1/4, GR5	4
12	189224	AXLE ASM, V-WHL 8FT (XL28) (SEE PAGE 1-29)	1
12	189225	AXLE ASM, V-WHL 9FT (XL30) (SEE PAGE 1-29)	1
12	189226	AXLE ASM, V-WHL 10FT (XL32) (SEE PAGE 1-29)	1
12	189227	AXLE ASM, V-WHL 11FT (XL34) (SEE PAGE 1-29)	1
12	189228	AXLE ASM, V-WHL 12FT (XL36) (SEE PAGE 1-29)	1

Trunnion Bearing

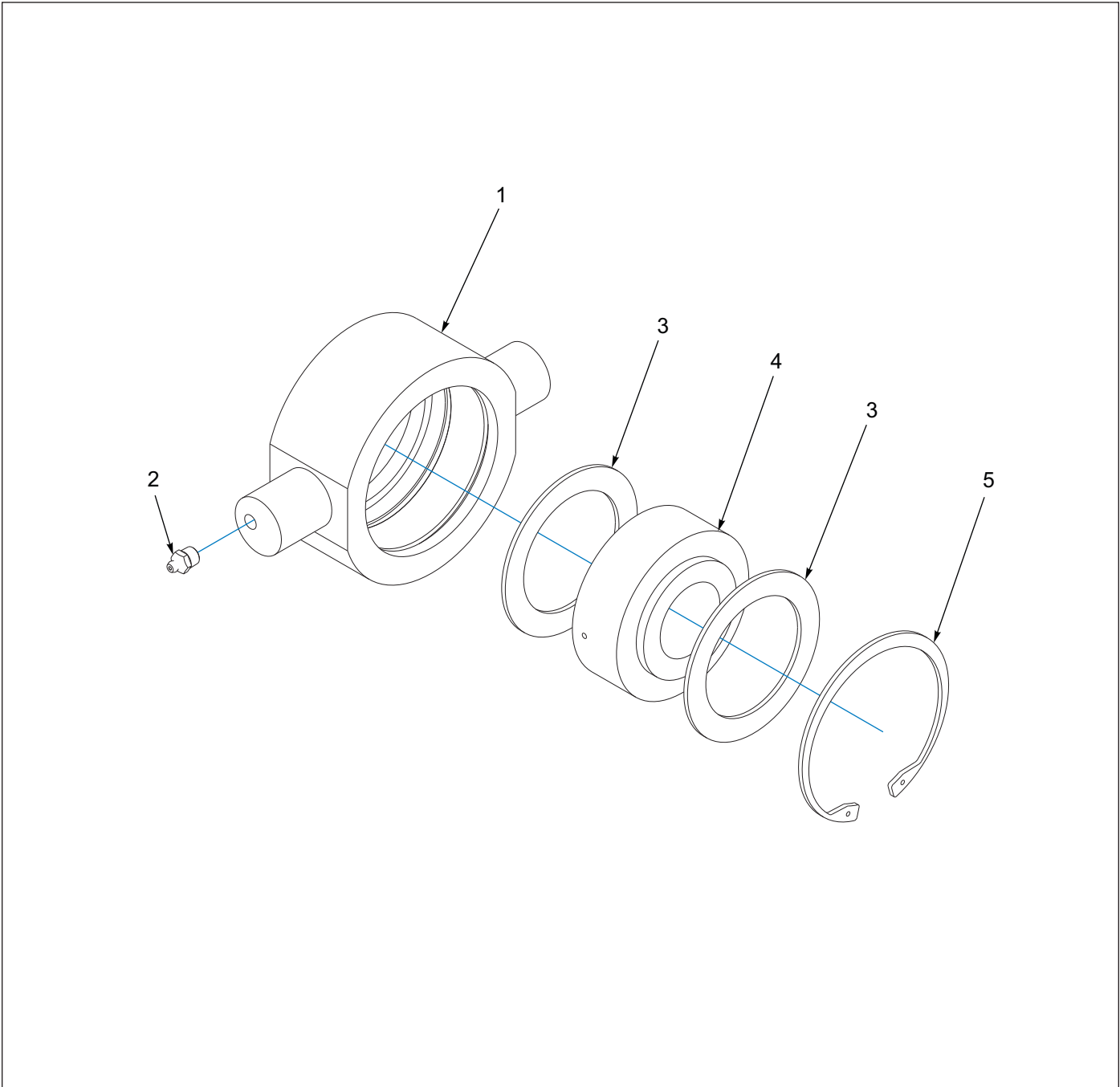


Figure 1-13: Trunnion Bearing

Trunnion Bearing

ITEM	PART NUMBER	DESCRIPTION	QTY
	140477	BEARING DISC 1.775 ID ASSY	1
1	140475	CASTING, TRUNNION BEARING	1
2	5000	ZERK FITTING 1/8NPT	1
3	140473	WASHER, BEARING	2
4	140464	BEARING, DISC 1.775 ID	1
5	140476	INTERNAL RETAINING RING	1

Roller Axle Assembly, Notched Ductile

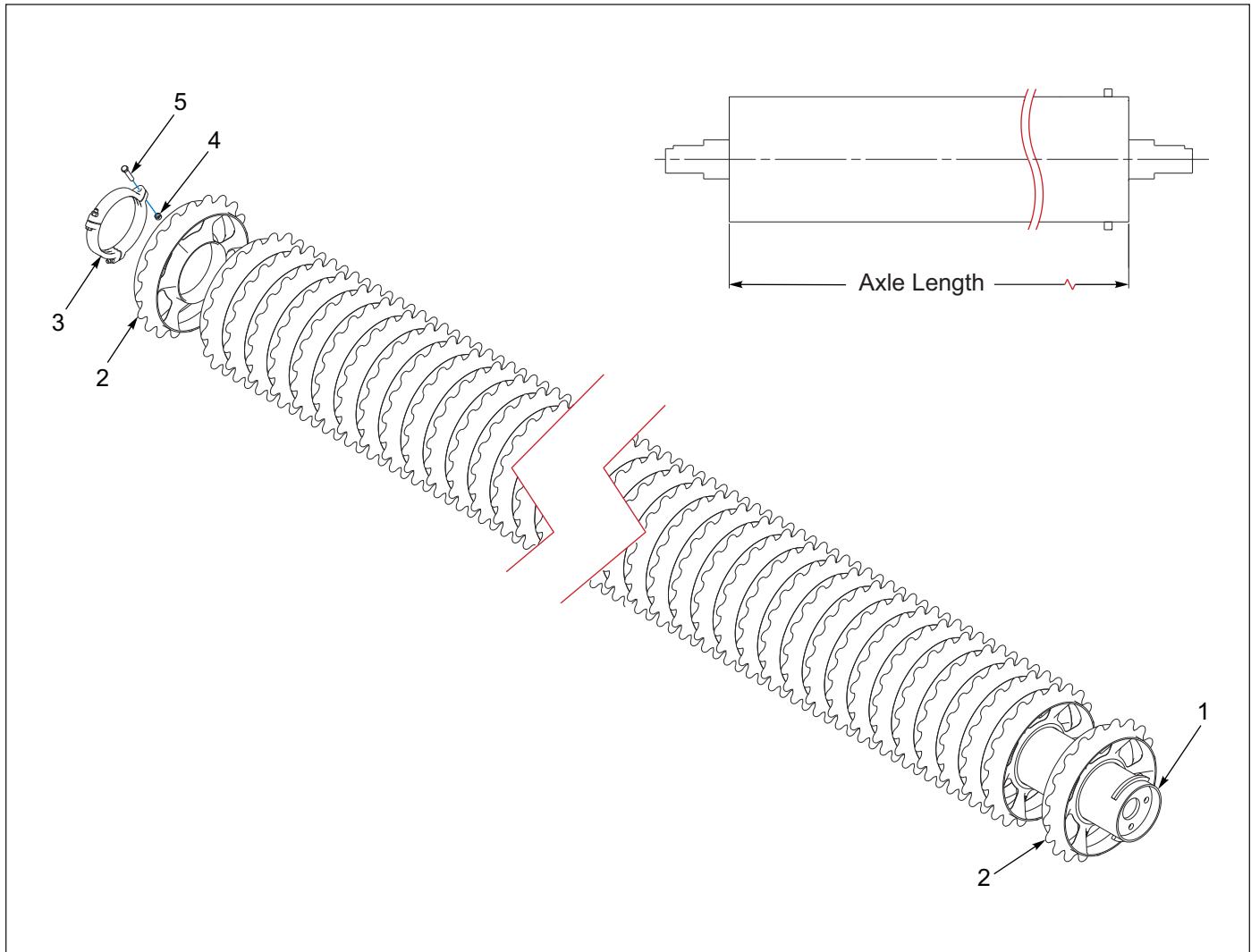


Figure 1-14: Roller Axle Assembly, Notched Ductile

Roller Axle Assembly, Notched Ductile

ITEM	PART NUMBER	DESCRIPTION	QTY				
			XL28	XL30	XL32	XL34	XL36
MODELS							
	3P029	AXLE ASM, 8' X 8" TUBE	1	--	--	--	--
	3P030	AXLE ASM, 9' X 8" TUBE	--	1	--	--	--
	3P031	AXLE ASM, 10' X 8" TUBE	--	--	1	--	--
	3P032	AXLE ASM, 11' X 8" TUBE	--	--	--	1	--
	3P033	AXLE ASM, 12' X 8" TUBE	--	--	--	--	1
1	3P037	AXLE WLD, 8' X 8" TUBE (104")	1	--	--	--	--
1	3P038	AXLE WLD, 9' X 8" TUBE (116")	--	1	--	--	--
1	3P039	AXLE WLD, 10' X 8" TUBE (128")	--	--	1	--	--
1	3P040	AXLE WLD, 11' X 8" TUBE (140")	--	--	--	1	--
1	3P041	AXLE WLD, 12' X 8" TUBE (152")	--	--	--	--	1
2	2P800	WHEEL, 20 X 8 1/8 BORE	26	29	32	35	38
3	3P052	CLAMP, AXLE	3	3	3	3	3
4	1-512-010005-09	NUT, HEX, SLFLKG, 1/2-13 GRB	3	3	3	3	3
5	1-654-010055-07	SCREW, HX CP, 1/2-13UNC X 2-1/2	3	3	3	3	3

Roller Axle Assembly, Crowfoot

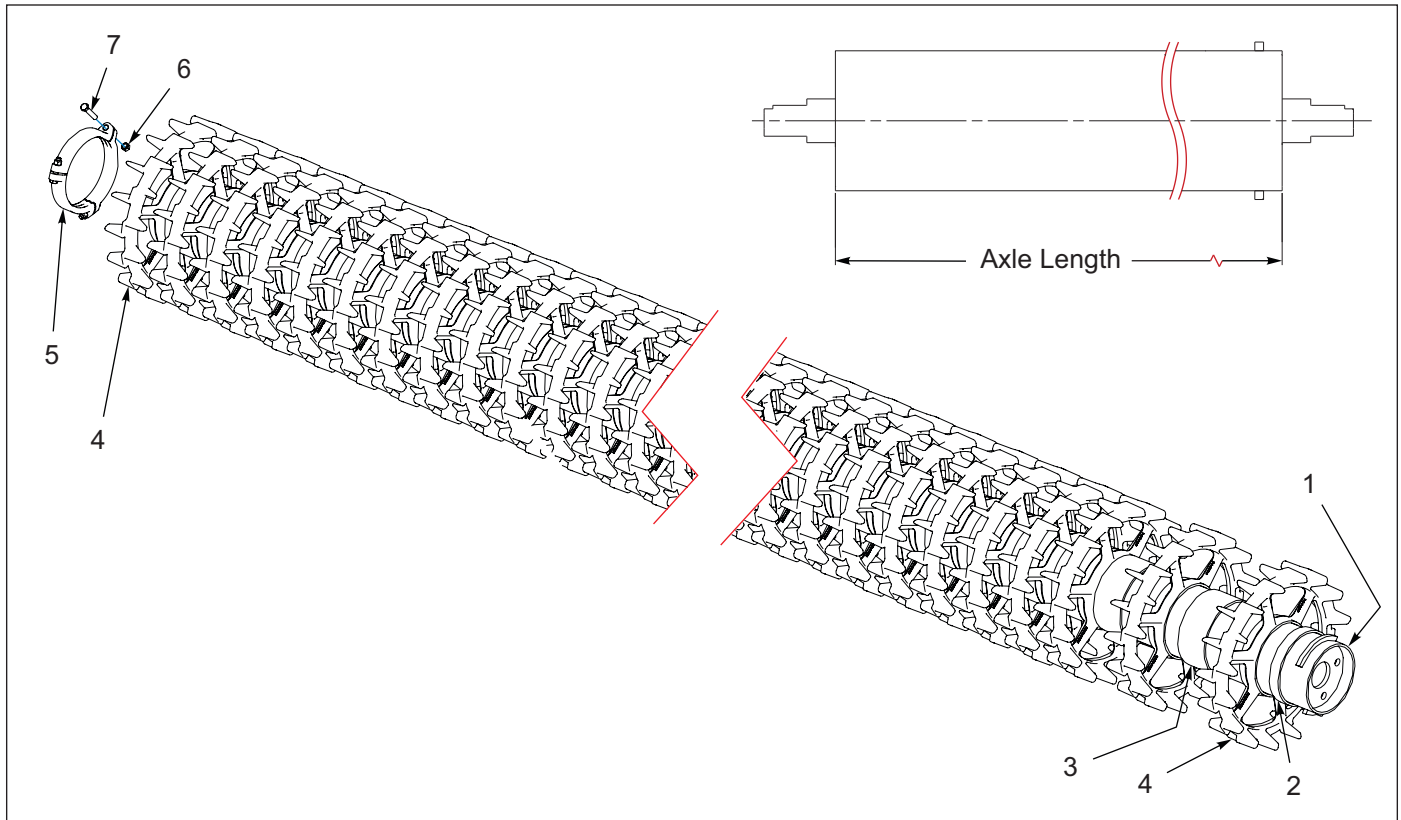


Figure 1-15: Roller Axle Assembly, Crowfoot

Roller Axle Assembly, Crowfoot

ITEM	PART NUMBER	DESCRIPTION	QTY				
			XL28	XL30	XL32	XL34	XL36
		MODELS					
	164724	AXLE ASM, 8' X 8" TUBE CROW (RIGHT HAND)	1	--	--	--	--
	180495	AXLE 8' LH CROWFOOT (LEFT HAND)	1	--	--	--	--
	164725	AXLE ASM, 9' X 8" TUBE CROW (RIGHT HAND)	--	1	--	--	--
	180496	AXLE 9' LH CROWFOOT (LEFT HAND)	--	1	--	--	--
	164726	AXLE ASM, 10' X 8" TUBE CROW (RIGHT HAND)	--	--	1	--	--
	180497	AXLE 10' LH CROWFOOT (LEFT HAND)	--	--	1	--	--
	164727	AXLE ASM, 11' X 8" TUBE CROW (RIGHT HAND)	--	--	--	1	--
	180498	AXLE 11' LH CROWFOOT (LEFT HAND)	--	--	--	1	--
	164728	AXLE ASM, 12' X 8" TUBE CROW (RIGHT HAND)	--	--	--	--	1
	180499	AXLE 12' LH CROWFOOT (LEFT HAND)	--	--	--	--	1
1	3P037	AXLE WLD, 8' X 8" TUBE (104")	1	--	--	--	--
1	3P038	AXLE WLD, 9' X 8" TUBE (116")	--	1	--	--	--
1	3P039	AXLE WLD, 10' X 8" TUBE (128")	--	--	1	--	--
1	3P040	AXLE WLD, 11' X 8" TUBE (140")	--	--	--	1	--
1	3P041	AXLE WLD, 12' X 8" TUBE (152")	--	--	--	--	1
2	164675	TUBE RND 8.125 X 8.625 X 1.25	1	1	1	1	1
3	164676	TUBE RND 8.125 X 8.625 X 3.75	16	18	20	22	24
4	164639	WHEEL, CROWFOOT, 20" X 8" BORE	17	19	21	23	25
5	3P052	CLAMP, AXLE	3	3	3	3	3
6	1-512-010005-09	NUT, HEX, SLFLKG, 1/2-13 GRB	3	3	3	3	3
7	1-654-010055-07	SCREW, HX CP, 1/2-13UNC X 2-1/2	3	3	3	3	3

Roller Axle Assembly, Optimizer

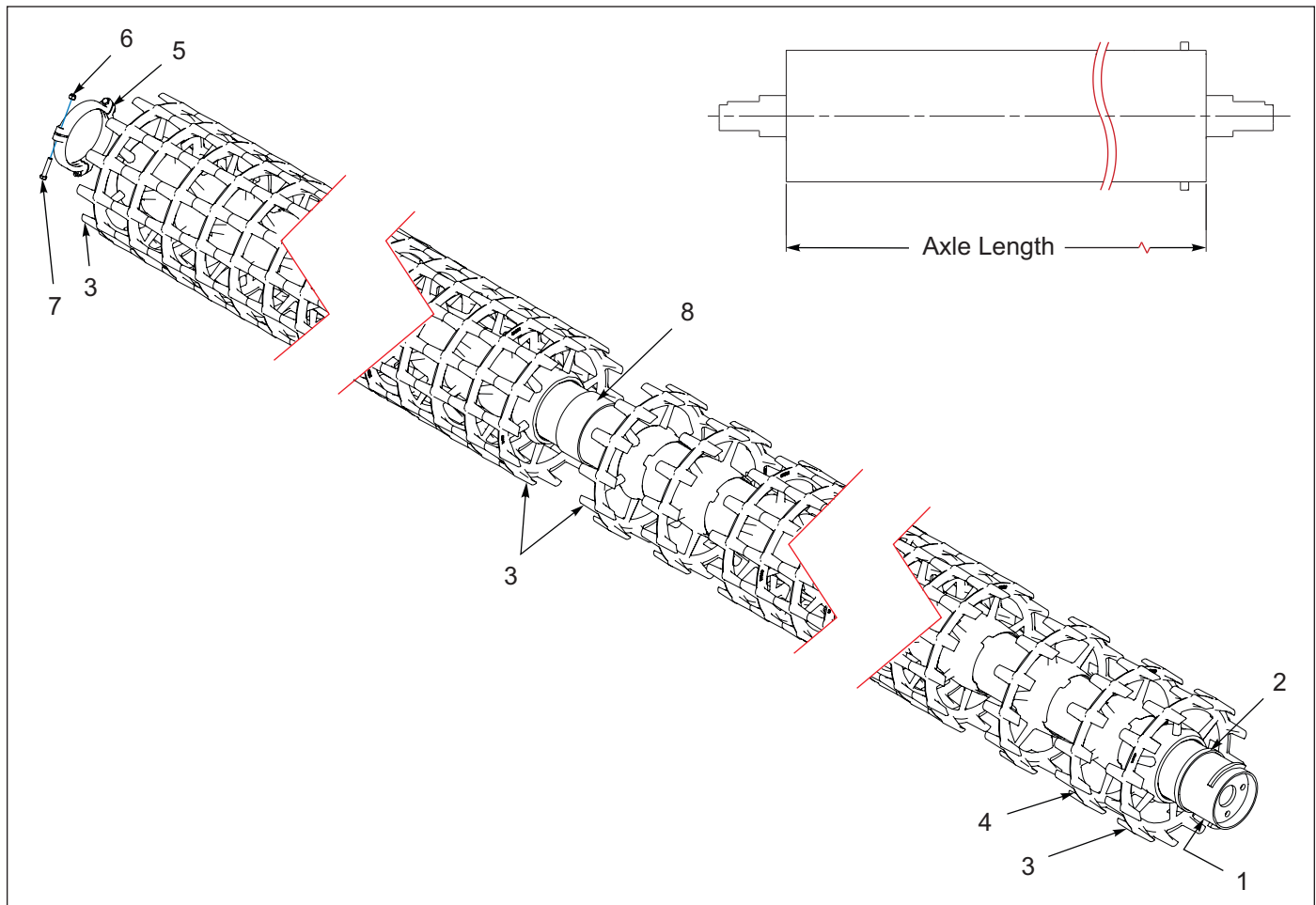


Figure 1-16: Roller Axle Assembly, Optimizer

Roller Axle Assembly, Optimizer

ITEM	PART NUMBER	DESCRIPTION	QTY				
			XL28	XL30	XL32	XL34	XL36
		MODELS					
	164713	AXLE ASM, 8' X 8" TUBE, OPT	1	--	--	--	--
	164714	AXLE ASM, 9' X 8" TUBE, OPT	--	1	--	--	--
	164715	AXLE ASM, 10' X 8" TUBE, OPT	--	--	1	--	--
	164716	AXLE ASM, 11' X 8" TUBE, OPT	--	--	--	1	--
	164717	AXLE ASM, 12' X 8" TUBE, OPT	--	--	--	--	1
1	3P037	AXLE WLD, 8' X 8" TUBE (104")	1	--	--	--	--
1	3P038	AXLE WLD, 9' X 8" TUBE (116")	--	1	--	--	--
1	3P039	AXLE WLD, 10' X 8" TUBE (128")	--	--	1	--	--
1	3P040	AXLE WLD, 11' X 8" TUBE (140")	--	--	--	1	--
1	3P041	AXLE WLD, 12' X 8" TUBE (152")	--	--	--	--	1
2	164687	TUBE, RND 8.125 X 8.625 X 0.688	1	1	1	1	1
3	164709	OPTIMIZER END WHEEL, 8" AXLE	4	4	4	4	4
4	3P300	WHEEL, OPTIMIZER, 8" AXLE	13	15	17	19	21
5	3P052	CLAMP, AXLE	3	3	3	3	3
6	1-512-010005-09	NUT, HEX, SLFLKG, 1/2-13 GRB	3	3	3	3	3
7	1-654-010055-07	SCREW, HX CP, 1/2-13UNC X 2-1/2	3	3	3	3	3
8	174890	TUBE, RND 8.125 X 8.625 X 3.875	1	1	1	1	1

Roller Axle Assembly, Notched Heavy

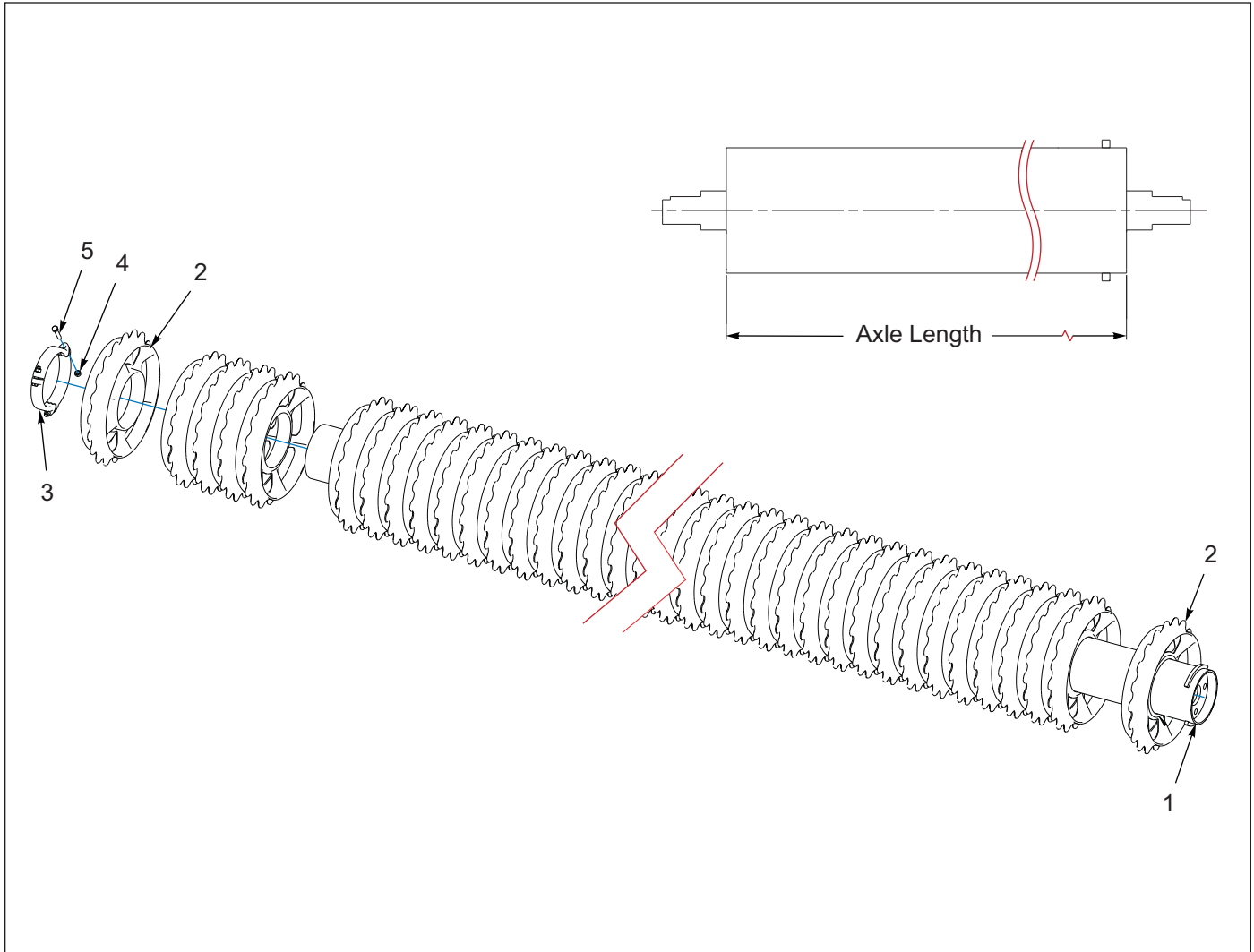


Figure 1-17: Roller Axle Assembly, Notched Heavy

Roller Axle Assembly, Notched Heavy

ITEM	PART NUMBER	DESCRIPTION	QTY				
			XL28	XL30	XL32	XL34	XL36
MODELS							
	190805	AXLE ASM, NOTCHED HVY 8FT	1	--	--	--	--
	190806	AXLE ASM, NOTCHED HVY 9FT	--	1	--	--	--
	190807	AXLE ASM, NOTCHED HVY 10FT	--	--	1	--	--
	190808	AXLE ASM, NOTCHED HVY 11FT	--	--	--	1	--
	190809	AXLE ASM, NOTCHED HVY 12FT	--	--	--	--	1
1	3P037	AXLE WLD, 8' X 8" TUBE (104")	1	--	--	--	--
1	3P038	AXLE WLD, 9' X 8" TUBE (116")	--	1	--	--	--
1	3P039	AXLE WLD, 10' X 8" TUBE (128")	--	--	1	--	--
1	3P040	AXLE WLD, 11' X 8" TUBE (140")	--	--	--	1	--
1	3P041	AXLE WLD, 12' X 8" TUBE (152")	--	--	--	--	1
2	164648	WHEEL, 20" HEAVY, 8" BORE	26	29	32	35	38
3	3P052	CLAMP, AXLE	3	3	3	3	3
4	1-512-010005-09	NUT, HEX, SLFLKG, 1/2-13 GRB	3	3	3	3	3
5	1-654-010055-07	SCREW, HX CP, 1/2-13UNC X 2-1/2	3	3	3	3	3

Roller Axle Assembly, Notched Heavy with Sprockets

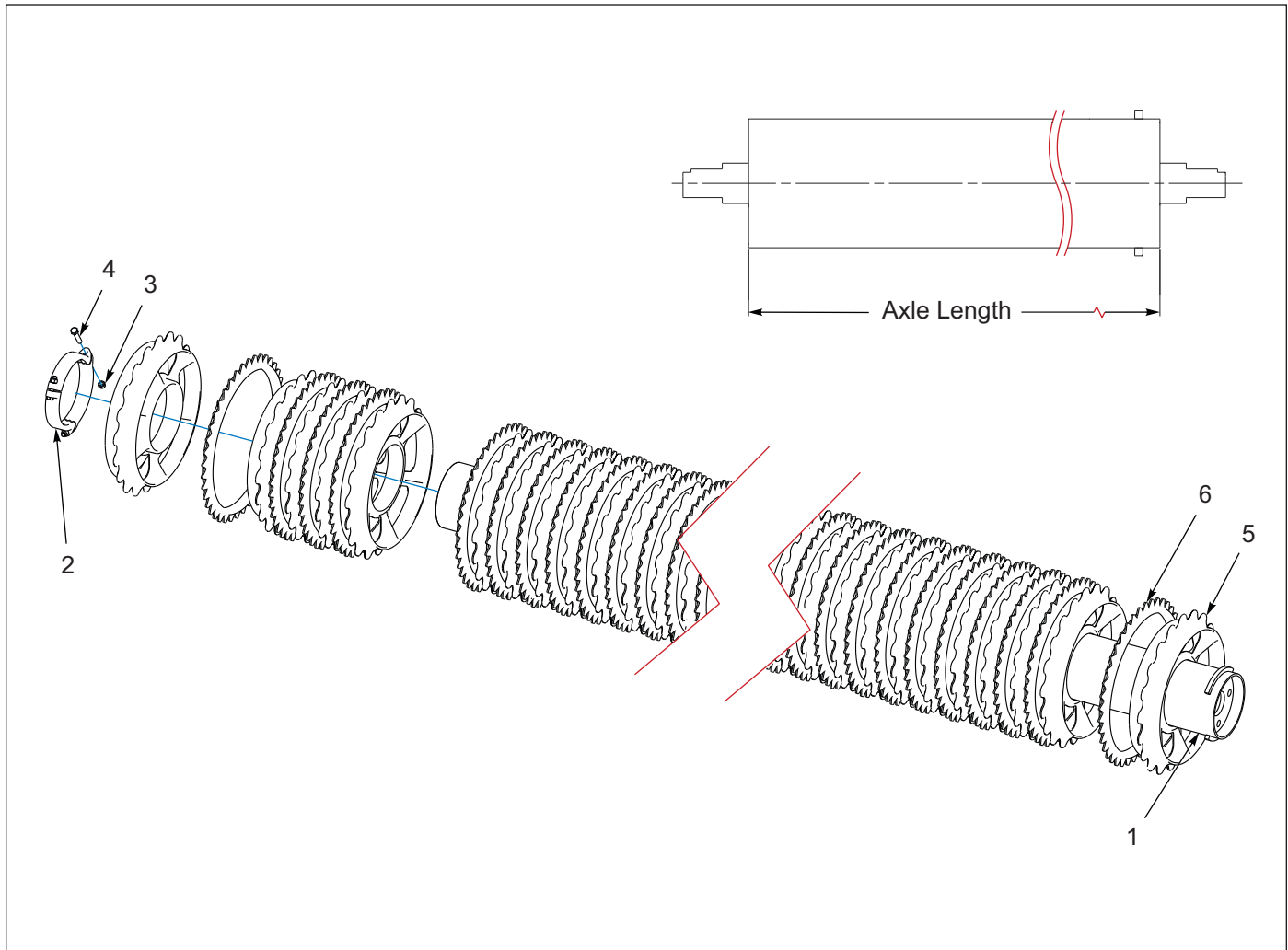


Figure 1-18: Roller Axle Assembly, Notched Heavy with Sprockets

Roller Axle Assembly, Notched Heavy with Sprockets

ITEM	PART NUMBER	DESCRIPTION	QTY				
			XL28	XL30	XL32	XL34	XL36
		MODELS					
	190827	AXLE ASM, HVY W/SPROCKET 8FT	1	--	--	--	--
	190828	AXLE ASM, HVY W/SPROCKET 9FT	--	1	--	--	--
	190829	AXLE ASM, HVY W/SPROCKET 10FT	--	--	1	--	--
	190830	AXLE ASM, HVY W/SPROCKET 11FT	--	--	--	1	--
	190831	AXLE ASM, HVY W/SPROCKET 12FT	--	--	--	--	1
1	3P037	AXLE WLD, 8' X 8" TUBE (104")	1	--	--	--	--
1	3P038	AXLE WLD, 9' X 8" TUBE (116")	--	1	--	--	--
1	3P039	AXLE WLD, 10' X 8" TUBE (128")	--	--	1	--	--
1	3P040	AXLE WLD, 11' X 8" TUBE (140")	--	--	--	1	--
1	3P041	AXLE WLD, 12' X 8" TUBE (152")	--	--	--	--	1
2	3P052	CLAMP, AXLE	3	3	3	3	3
3	1-512-010005-09	NUT, HEX, SLFLKG, 1/2-13 GRB	3	3	3	3	3
4	1-654-010055-07	SCREW, HX CP, 1/2-13UNC X 2-1/2	3	3	3	3	3
5	164648	WHEEL, 20" HEAVY, 8" BORE	26	29	32	35	38
6	4K775	SPROCKET	25	28	31	34	37

V-Roller Axle Assembly

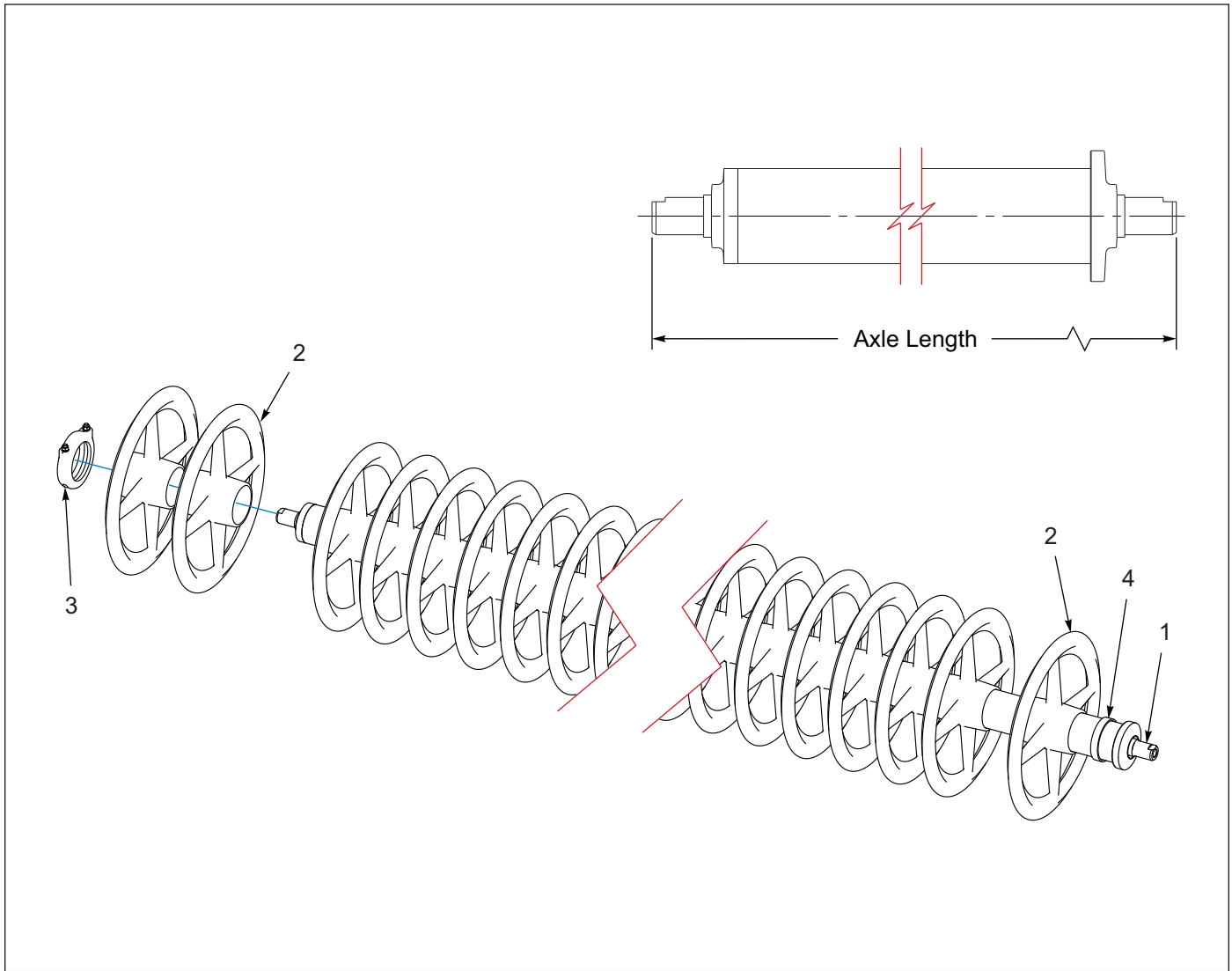


Figure 1-19: V-Roller Axle Assembly

V-Roller Axle Assembly

ITEM	PART NUMBER	DESCRIPTION	QTY				
			XL28	XL30	XL32	XL34	XL36
		MODELS					
	189224	AXLE ASM, V-WHL 8FT	1	--	--	--	--
	189225	AXLE ASM, V-WHL 9FT	--	1	--	--	--
	189226	AXLE ASM, V-WHL 10FT	--	--	1	--	--
	189227	AXLE ASM, V-WHL 11FT	--	--	--	1	--
	189228	AXLE ASM, V-WHL 12FT	--	--	--	--	1
1	189216	AXLE ASM, 4.5 X 1.765 X 8FT (SEE PAGE 1-30)	1	--	--	--	--
1	189217	AXLE ASM, 4.5 X 1.765 X 9FT (SEE PAGE 1-30)	--	1	--	--	--
1	189218	AXLE ASM, 4.5 X 1.765 X 10FT (SEE PAGE 1-30)	--	--	1	--	--
1	189219	AXLE ASM, 4.5 X 1.765 X 11FT (SEE PAGE 1-30)	--	--	--	1	--
1	189220	AXLE ASM, 4.5 X 1.765 X 12FT (SEE PAGE 1-30)	--	--	--	--	1
2	183555	WHEEL,22" V	17	19	21	23	25
3	5J376	AXLE CLAMP ASSEM (SEE PAGE 1-31)	1	1	1	1	1
4	189533	SPACER, 4-5/8 X 7/8	1	1	1	1	1

Axle Assembly

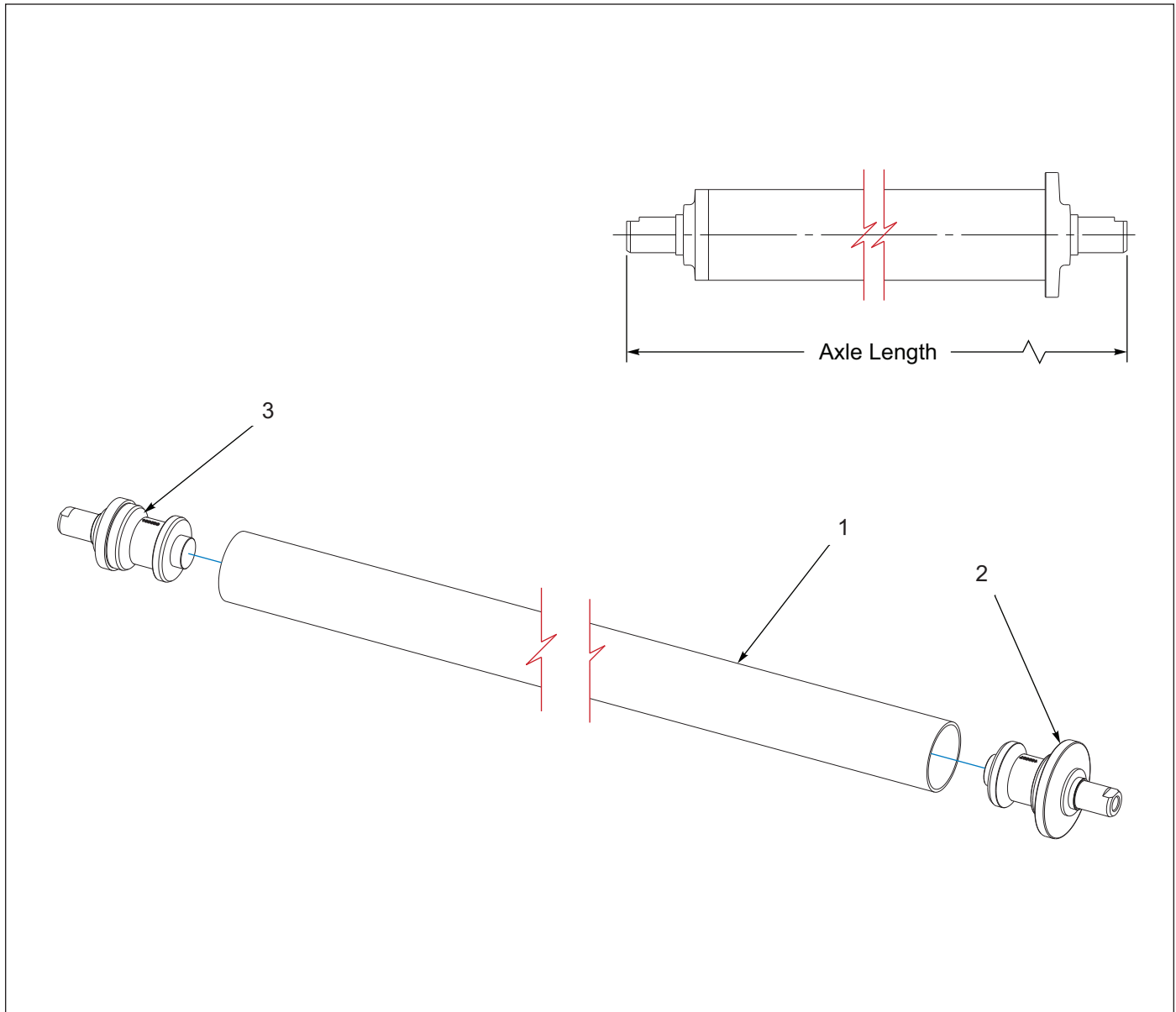


Figure 1-20: Axle Assembly

Axle Assembly

ITEM	PART NUMBER	DESCRIPTION	QTY				
			XL28	XL30	XL32	XL34	XL36
		MODELS					
	189216	AXLE ASM, 4.5 X 1.765 X 8FT (112-1/8)	1	--	--	--	--
	189217	AXLE ASM, 4.5 X 1.765 X 9FT (124-1/8)	--	1	--	--	--
	189218	AXLE ASM, 4.5 X 1.765 X 10FT (136-1/8)	--	--	1	--	--
	189219	AXLE ASM, 4.5 X 1.765 X 11FT (148-1/8)	--	--	--	1	--
	189220	AXLE ASM, 4.5 X 1.765 X 12FT (160-1/8)	--	--	--	--	1
1	-----	PIPE, AXLE (NOT SOLD SEPARATELY, ORDER ASSEMBY TO REPLACE)	1	1	1	1	1
2	189537	STUB, TRUNNION 4.5 AXLE FLANGE	1	1	1	1	1
3	189538	STUB, TRUNNION 4.5 AXLE	1	1	1	1	1

Axle Clamp

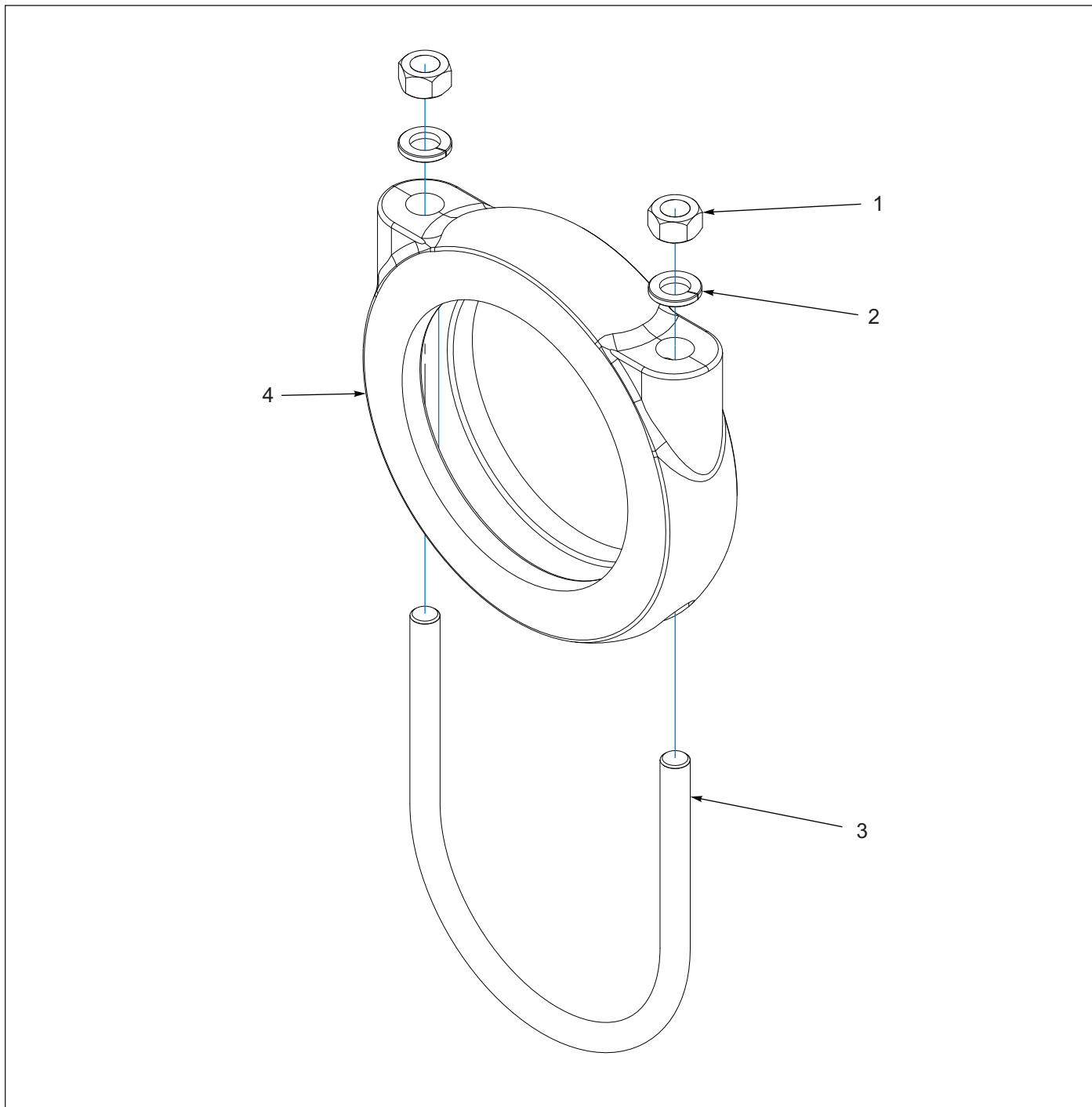


Figure 1-21: Axle Clamp

Axle Clamp

ITEM	PART NUMBER	DESCRIPTION	QTY
	5J376	AXLE CLAMP ASSEM	--
1	1-512-010007-08	NUT, HEX 7/16-14 GR2 ZP	2
2	1-861-010034-12	WASHER, LOCKING HLC SPG 7/16	2
3	1C290	U-BOLT .386 DIA X 14-1/2 L.	1
4	0A087	CLAMP	1

Hydraulic Layout

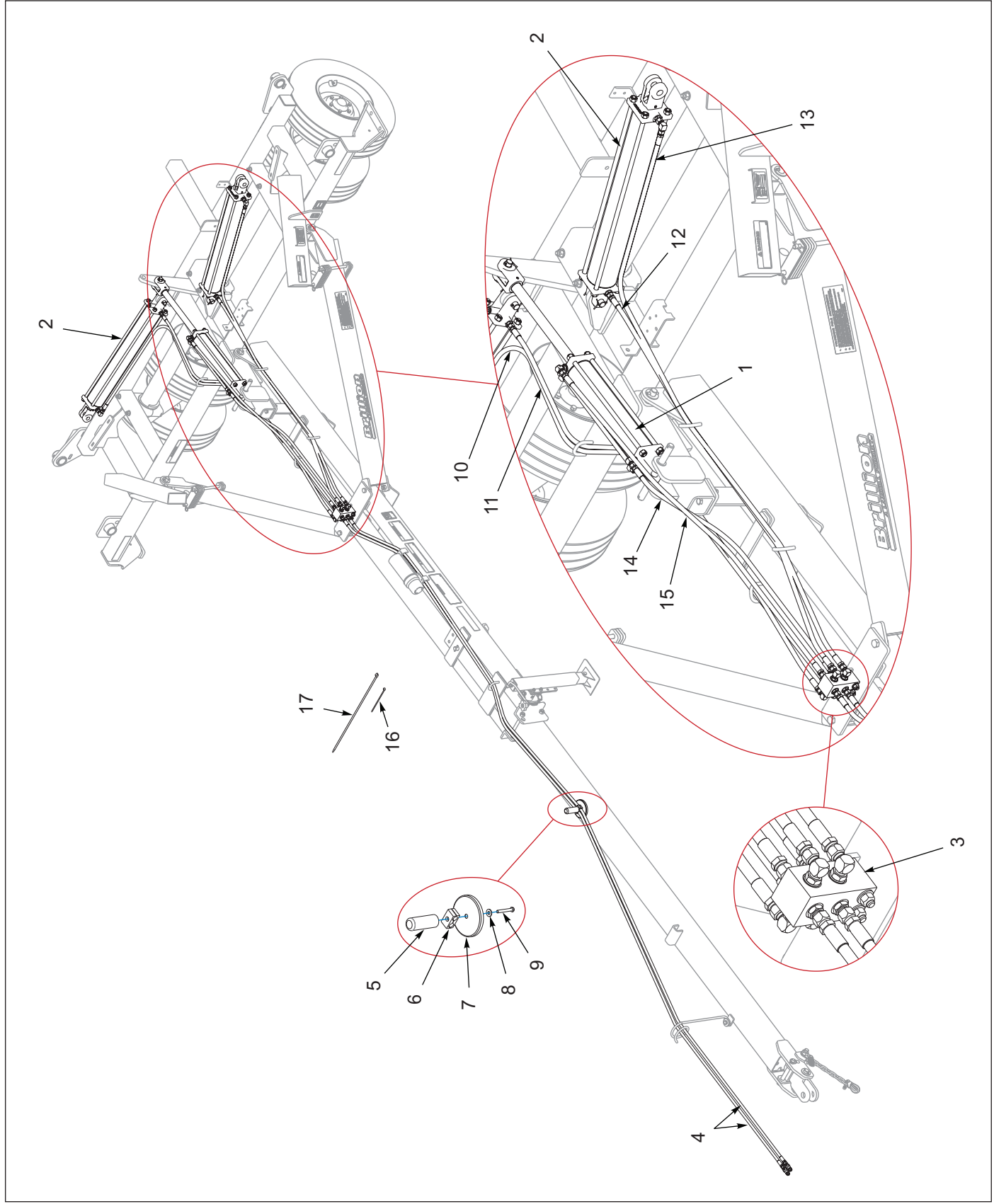


Figure 1-22: Hydraulic Layout

Hydraulic Layout

ITEM	PART NUMBER	DESCRIPTION	QTY
1	9D524	HYD CYLINDER - 3 1/2 X 16 (SEE PAGE 1-54)	1
2	6J216	HYD CYLINDER - 3 X 30 (WING) (XL28, XL30 MODELS) (SEE PAGE 1-55)	2
2	5J830	HYD CYLINDER - 4 X 30 (WING) (XL32, XL34, XL36 MODELS) (SEE PAGE 1-56)	2
3	2-474-010022	MANIFOLD HYDR ASSY, 8 HOSE	1
4	716000809	HOSE ASSY, 3/8 X 295IN	2
5	164762	HANDLE HOSE MAGNET	1
6	1P937	TWIN CLAMP PAIR, .67" DIA	1
7	164761	MAGNET 190# PULL	1
8	1-861-010032-09	WASHER, FLAT 5/16 W ZP/CD	1
9	108628	SCREW HX CP 5/16-18UNC X 2-1/4	1
10	1422177	HOSE ASM 3/8 X 118-1/4	1
11	192481	HOSE ASSY 3/8 X 88	1
12	181799	HOSE .38 X 74	1
13	1413183	HOSE ASSY 3/8 X 103-1/4	1
14	117259	HOSE ASSY 3/8 X 48	1
15	116489	HOSE ASSY, 3/8 X 64	1
16	105-0228	TYWRAP 8IN LG TY-5272MX	16
17	3J615	CABLE TIE - 28"	2

Hydraulic Schematic

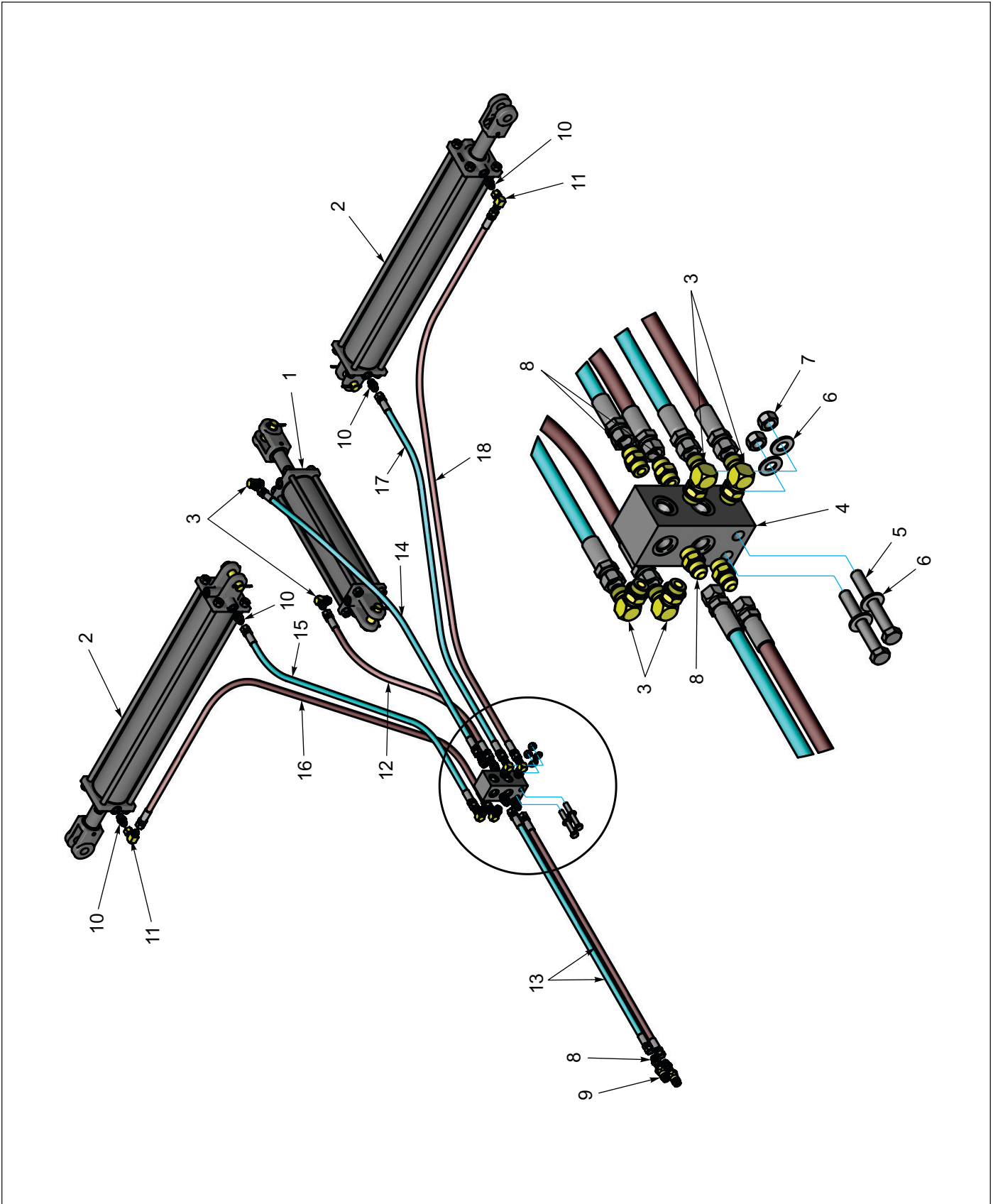


Figure 1-23: Hydraulic Schematic

Hydraulic Schematic

ITEM	PART NUMBER	DESCRIPTION	QTY
1	9D524	HYD CYLINDER - 3 1/2 X 16 (SEE PAGE 1-54)	1
2	6J216	HYD CYLINDER - 3 X 30 (WING) (XL28, XL30 MODELS) (SEE PAGE 1-55)	2
2	5J830	HYD CYLINDER - 4 X 30 (WING) (XL32, XL34, XL36 MODELS) (SEE PAGE 1-56)	2
3	2062-8-8S	ADAPTER, 90 #8 O-RING-TUBE (ELBOW, 8MJ X 8MOR X 90°)	6
4	2-474-010022	MANIFOLD HYDR ASSY, 8 HOSE	1
5	1-654-010055-12	SCREW, CP, HX .50-13UNC X 3.75, GR5	2
6	1-861-010032-14	WASHER, FLAT 1/2 N ZP/CD	4
7	1-512-010005-09	NUT, HEX SLFLKG, 1/2-13 GRB	2
8	202702-8-8S	ADAPTER #8 O-RING TO #8 TUBE (8MJ X 8MOR)	6
9	141828	COUPLER, MALE 3/4-16 O-RING	2
10	201441	RESTRICTOR, 0.047 X 08MJ X 08MOR	4
11	2071-8-8S	90 DEGREE ADAPTOR (ELBOW, 8MJ X 8FJS X 90°)	2
12	117259	HOSE ASSY 3/8 X 48	1
13	716000809	HOSE ASSY, 3/8 X 295IN	2
14	153843	HOSE ASSY, 3/8 X 67	1
15	192481	HOSE ASSY 3/8 X 88	1
16	1422177	HOSE ASM 3/8 X 118-1/4	1
17	181799	HOSE .38 X 74	1
18	1413183	HOSE ASSY 3/8 X 103-1/4	1

Electrical Layout

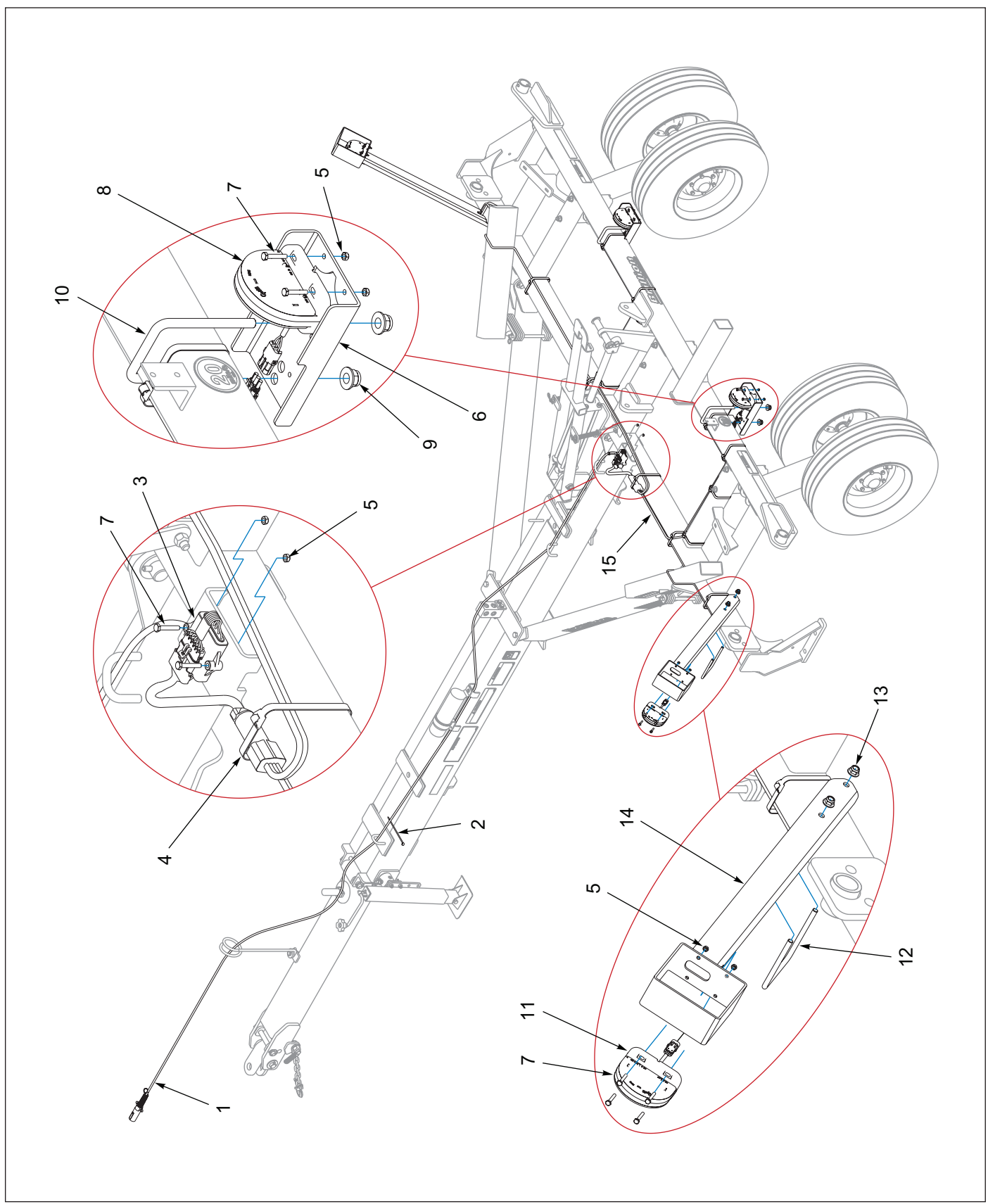


Figure 1-24: Electrical Layout

Electrical Layout

ITEM	PART NUMBER	DESCRIPTION	QTY
1	174438	HARNESS, MAIN WARNING LIGHTS (33')	1
2	105-0228	TYWRAP 8IN LG TY-5272MX	10
3	174437	MODULE, AG FLASHER CONTROL	1
4	105874	TIE, STRAP PLSTC 21.5-24 X .301	20
5	1-512-010005-01	NUT, HEX, SLFLKG GRB 1/4-20	18
6	178543	MOUNT, LIGHT TAIL RED	2
7	1-654-010047-08	SCREW HX CP, 1/4-20UNC X 1-1/2, G5	18
8	174435	LAMP, AG RED SINGLE LED	2
9	2P254	NUT, FLANGE NY-LOK 5/8-11	4
10	2J095	U-BOLT 5/8-11 X 6-1/2 X 4-5/8	2
11	174436	LAMP, AG AMBER SINGLE LED	2
12	178505	U-BLT 1/2-13 X 6 X 5-1/4, ZP	2
13	2P253	NUT, FLANGE NY-LOK 1/2-13	4
14	178504	BRACKET, WARNING LAMP	2
15	175151	HARNESS, LED WARNING LIGHTS	1

Electrical Schematic

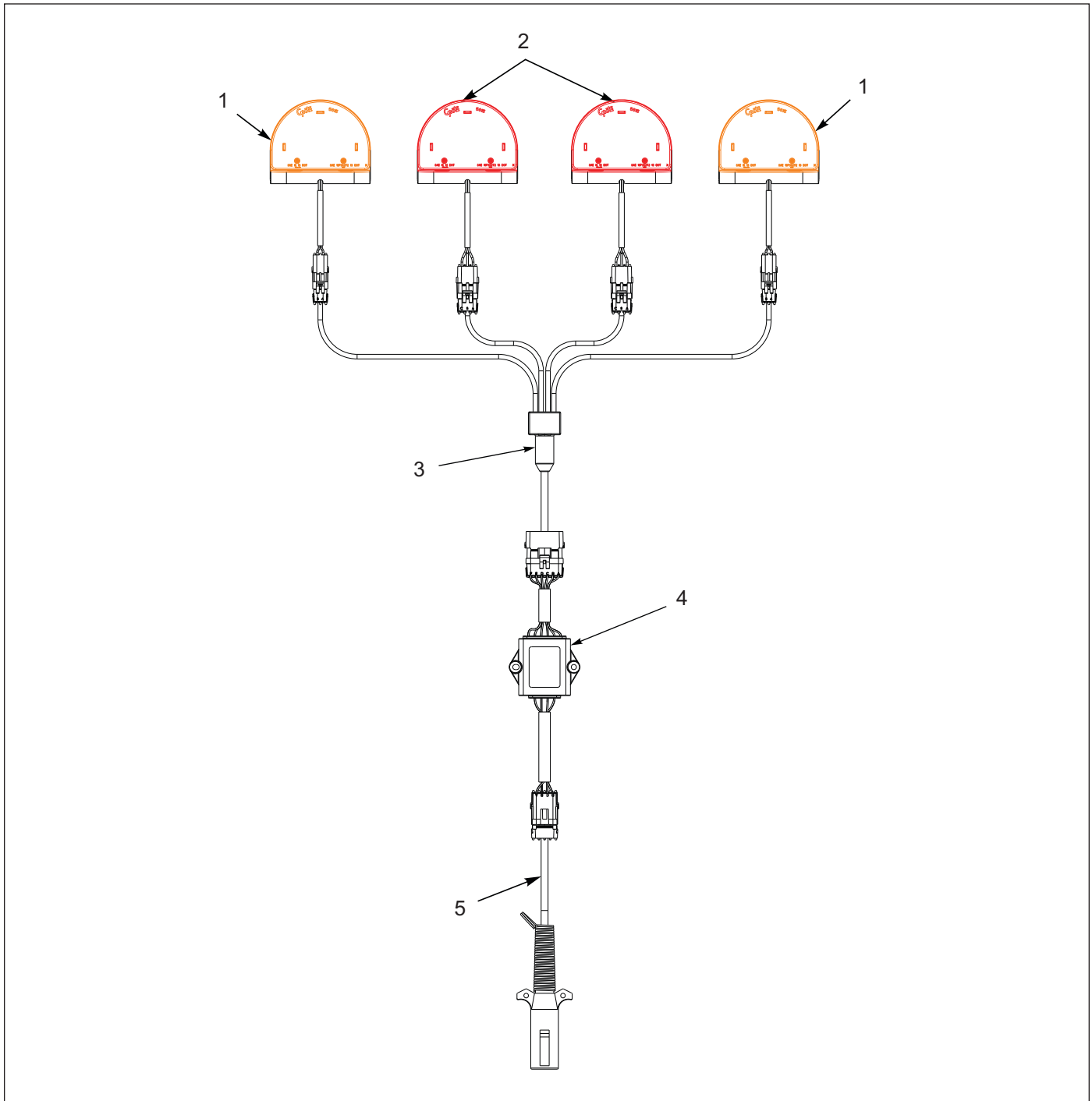


Figure 1-25: Electrical Schematic

Electrical Schematic

ITEM	PART NUMBER	DESCRIPTION	QTY
1	174436	LAMP, AG AMBER SINGLE LED	2
2	174435	LAMP, AG RED SINGLE LED	2
3	175151	HARNESS, LED WARNING LIGHTS	1
4	174437	MODULE, AG FLASHER CONTROL	1
5	174438	HARNESS, MAIN WARNING LIGHTS (33')	1

Scrapers - Optional

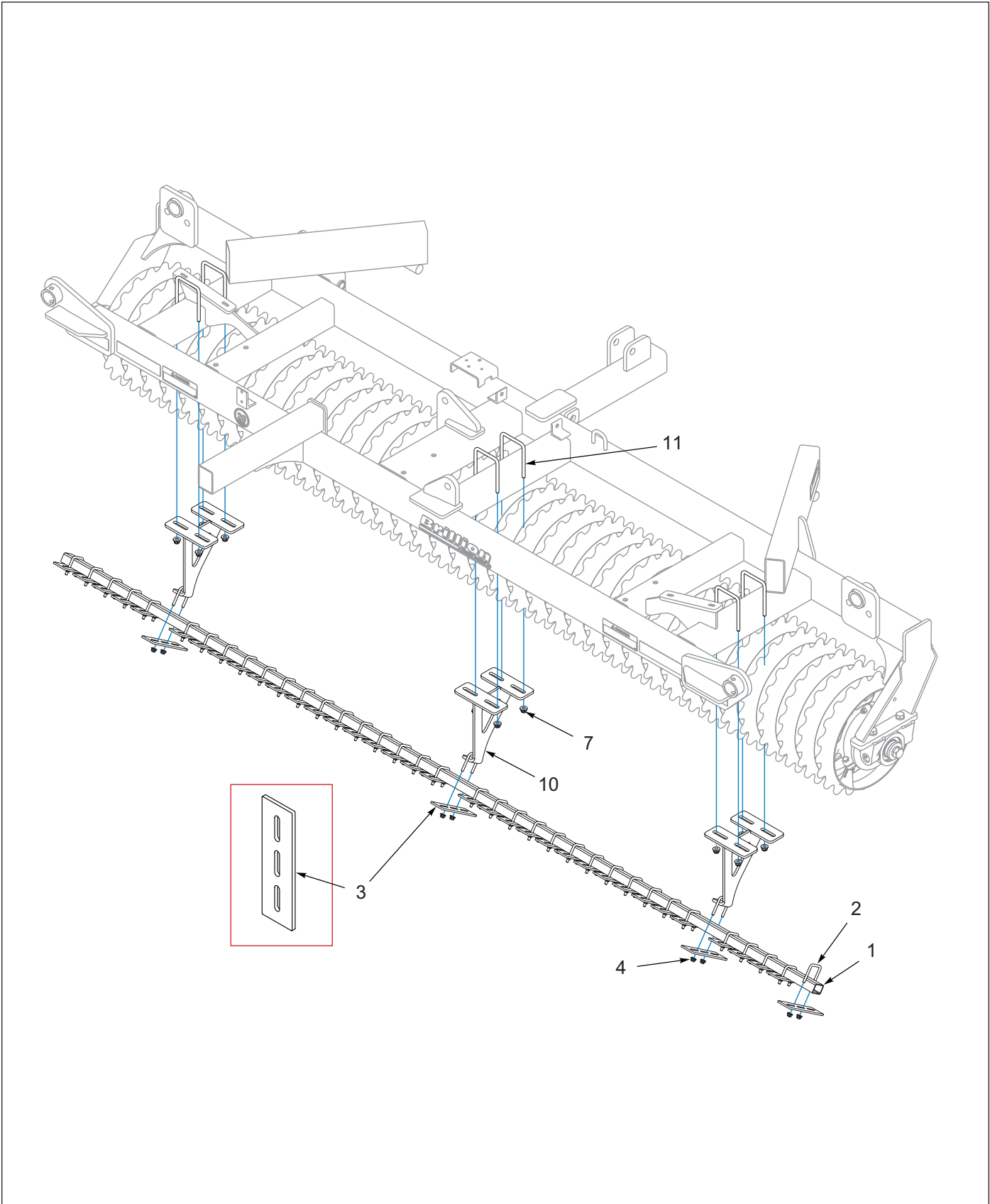


Figure 1-26: Center Scrapers - Optional

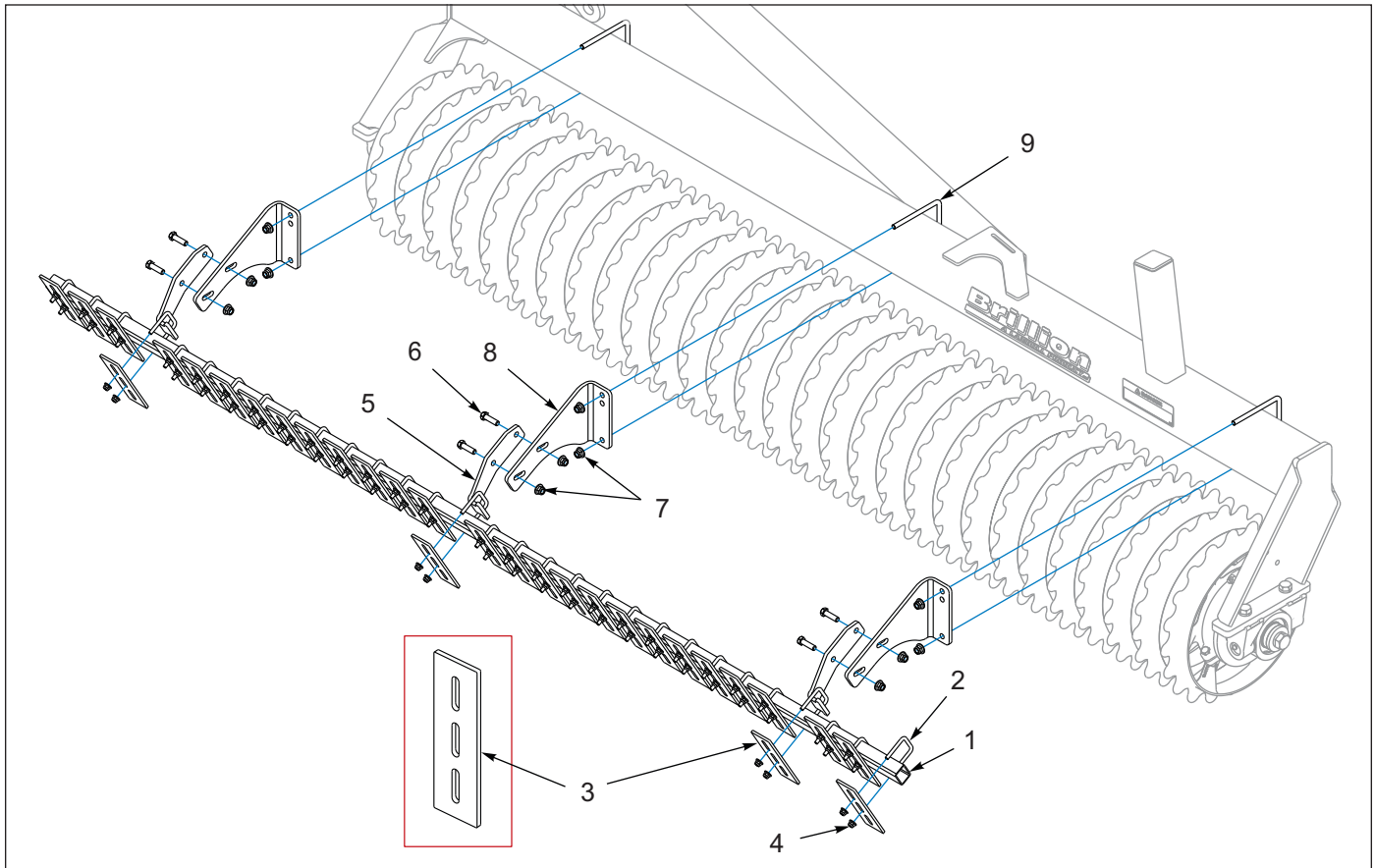


Figure 1-27: Wing Scrapers - Optional

Scrapers - Optional

ITEM	PART NUMBER	DESCRIPTION	WING FRAME SIZE				
			8'	9'	10'	11'	12'
	193484	SCRAPER KIT XLD28	1	--	--	--	--
	193485	SCRAPER KIT XLD30	--	1	--	--	--
	193486	SCRAPER KIT XLD32	--	--	1	--	--
	193487	SCRAPER KIT XLD34	--	--	--	1	--
	193488	SCRAPER KIT XLD36	--	--	--	--	1
1	190857	TUBE, 2 X 1-1/2 X 11GA X 108	2	--	--	--	--
1	190858	TUBE, 2 X 1-1/2 X 11GA X 120	--	2	--	--	--
1	183531	TUBE RECT, 2 X 1-1/2 X 132	--	--	2	--	--
1	171750	TUBE, 2 X 1-1/2 X 11GA X 144	--	--	--	2	--
1	171751	TUBE, 2 X 1-1/2 X 11GA X 156	--	--	--	--	2
		(CENTER TUBE ON ALL MODELS)	1	1	1	1	1
2	171749	U-BOLT, 3/8-16 X 2-7/16 X 2-3/4, ZP	93	99	105	111	117
3	8J014	SCRAPER, 2-1/2" WIDE	93	99	105	111	117
4	2P252	NUT, FLANGE NY-LOK 3/8-16	186	198	210	222	234
5	171748	BRACKET, SCRAPER TUBE	6	6	6	6	6
6	1-654-010055-04	SCREW, HEX CAP, 1/2-13UNC X 1-3/4	12	12	12	12	12
7	2P253	NUT, FLANGE NY-LOK 1/2-13	36	36	36	36	36
8	189229	BRACKET, WING SCRAPER	6	6	6	6	6
9	2P748	U-BLT 1/2-13 X 5-1/2 X 6-1/4, ZP	6	6	6	6	6
10	196054	BRACKET, XL CENTER SCRAPER	3	3	3	3	3
11	3J562	U-BOLT 1/2-13 X 5-1/2 X 4-9/16	6	6	6	6	6

Heavy Scrapers - Optional

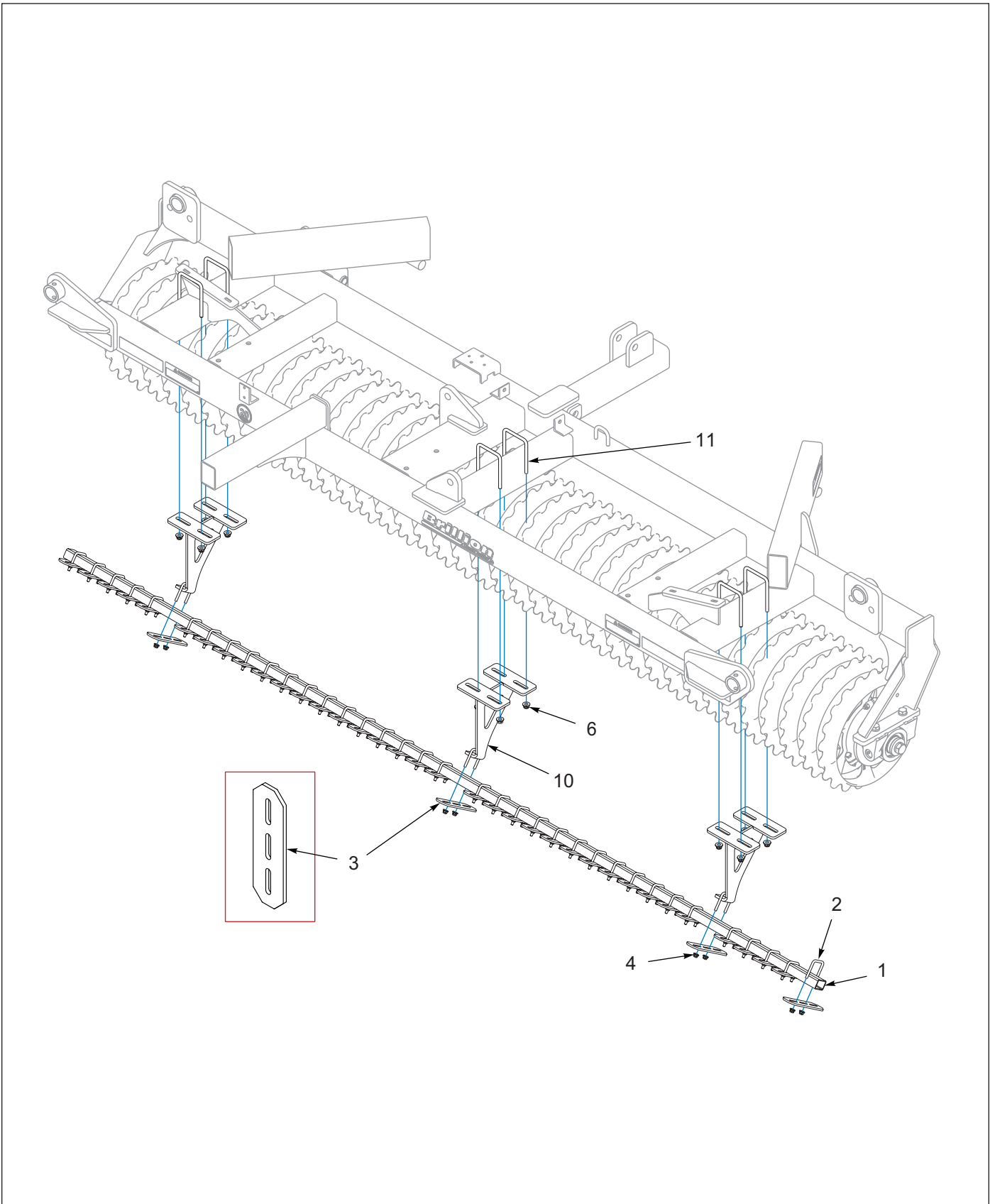


Figure 1-28: Center Heavy Scrapers - Optional

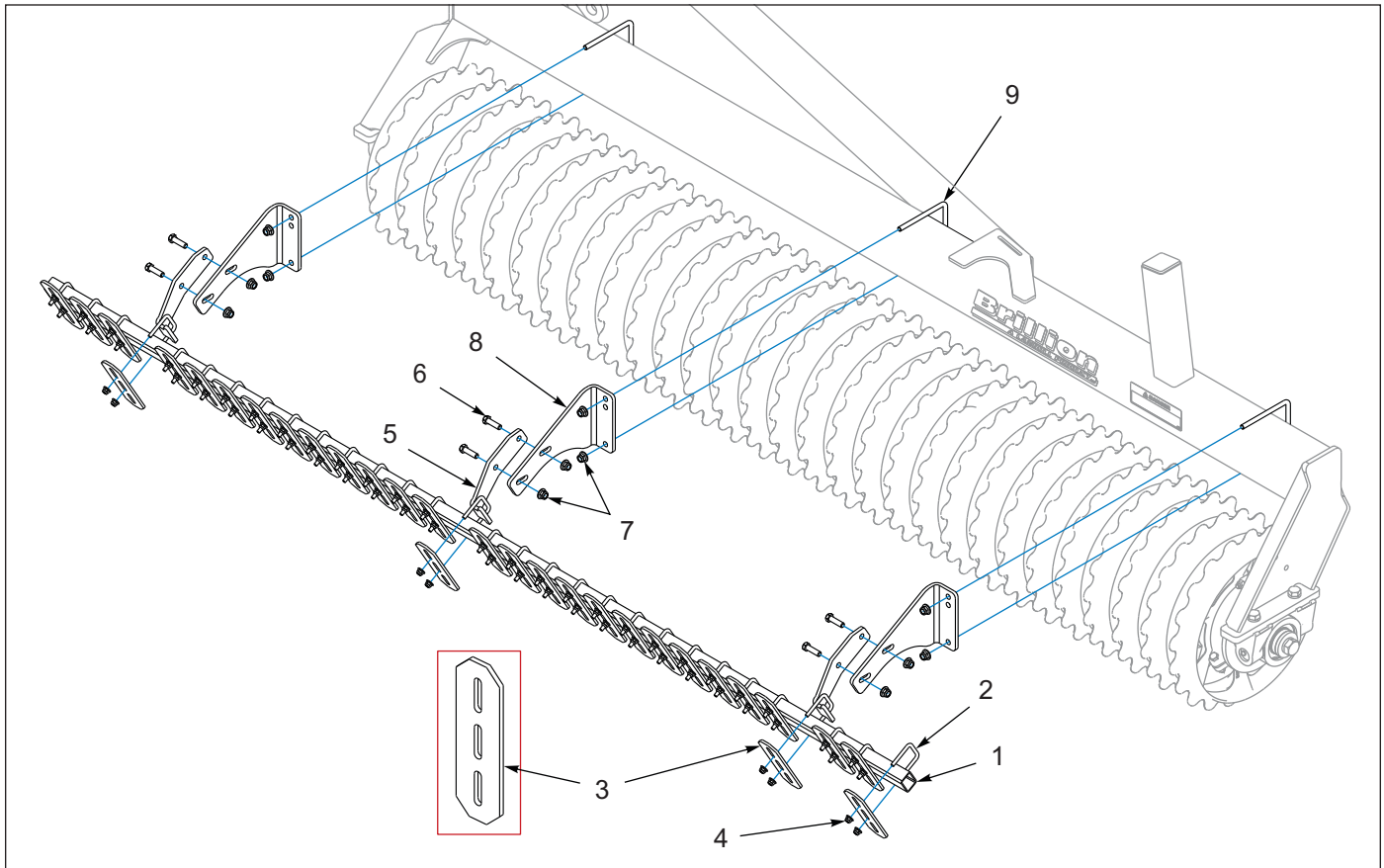


Figure 1-29: Wing Heavy Scrapers - Optional

Heavy Scrapers

ITEM	PART NUMBER	DESCRIPTION	WING FRAME SIZE				
			8'	9'	10'	11'	12'
	193503	SCRAPER KIT XLH28	1	--	--	--	--
	193504	SCRAPER KIT XLH30	--	1	--	--	--
	193505	SCRAPER KIT XLH32	--	--	1	--	--
	193506	SCRAPER KIT XLH34	--	--	--	1	--
	193507	SCRAPER KIT XLH36	--	--	--	--	1
1	190857	TUBE, 2 X 1-1/2 X 11GA X 108	2	--	--	--	--
1	190858	TUBE, 2 X 1-1/2 X 11GA X 120	--	2	--	--	--
1	183531	TUBE RECT, 2 X 1-1/2 X 132	--	--	2	--	--
1	171750	TUBE, 2 X 1-1/2 X 11GA X 144	--	--	--	2	--
1	171751	TUBE, 2 X 1-1/2 X 11GA X 156	--	--	--	--	2
		(CENTER TUBE ON ALL MODELS)	1	1	1	1	1
2	171749	U-BOLT, 3/8-16 X 2-7/16 X 2-3/4, ZP	93	99	105	111	117
3	2P804	SCRAPER, CHAMFERED	93	99	105	111	117
4	2P252	NUT, FLANGE NY-LOK 3/8-16	186	198	210	222	234
5	171748	BRACKET, SCRAPER TUBE	6	6	6	6	6
6	1-654-010055-04	SCREW, HEX CAP, 1/2-13UNC X 1-3/4	12	12	12	12	12
7	2P253	NUT, FLANGE NY-LOK 1/2-13	36	36	36	36	36
8	189229	BRACKET, WING SCRAPER	6	6	6	6	6
9	2P748	U-BLT 1/2-13 X 5-1/2 X 6-1/4, ZP	6	6	6	6	6
10	196054	BRACKET, XL CENTER SCRAPER	3	3	3	3	3
11	3J562	U-BOLT 1/2-13 X 5-1/2 X 4-9/16	6	6	6	6	6

V-Wheel Scrapers - Optional

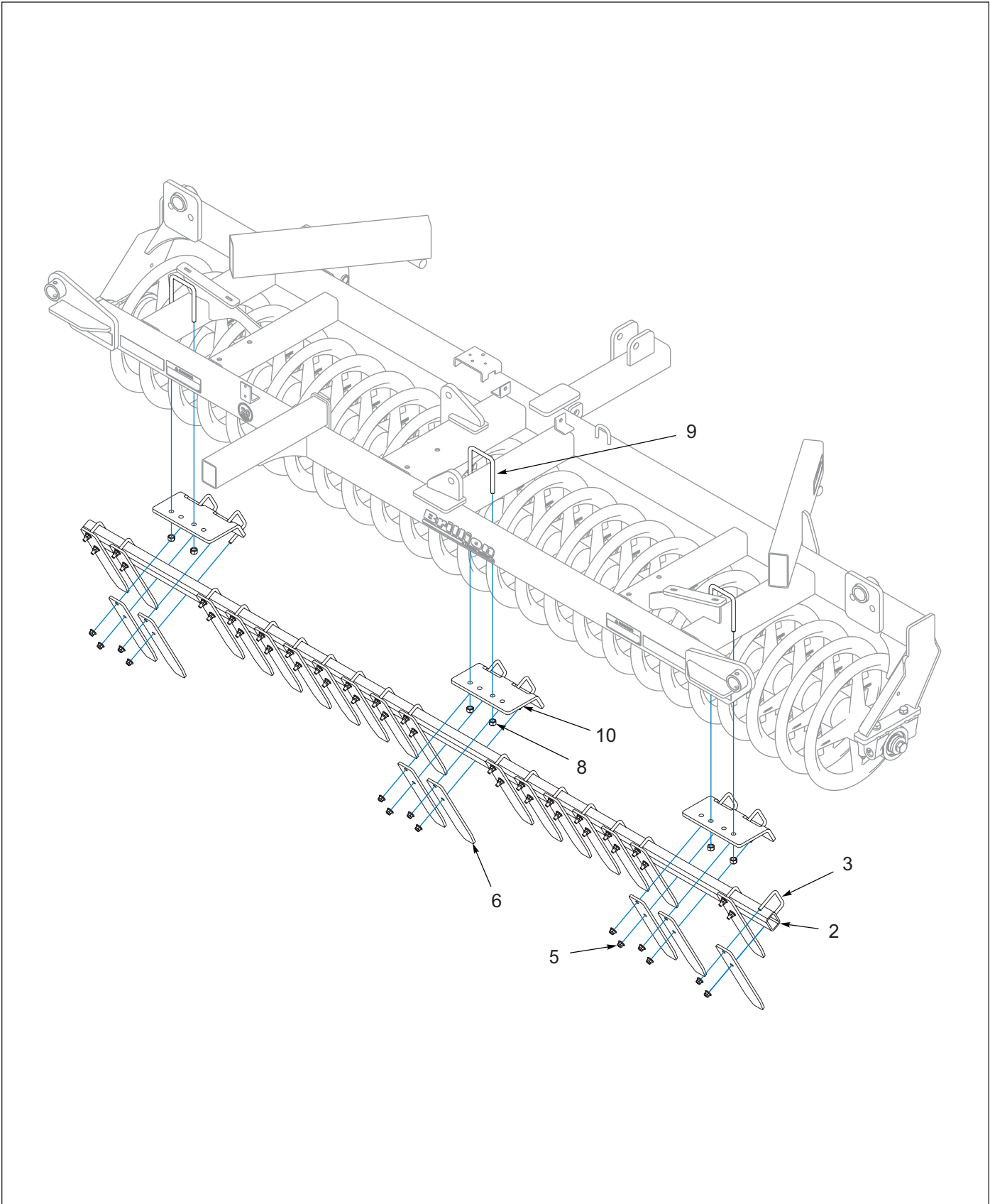


Figure 1-30: Center V-Wheel Scrapers - Optional

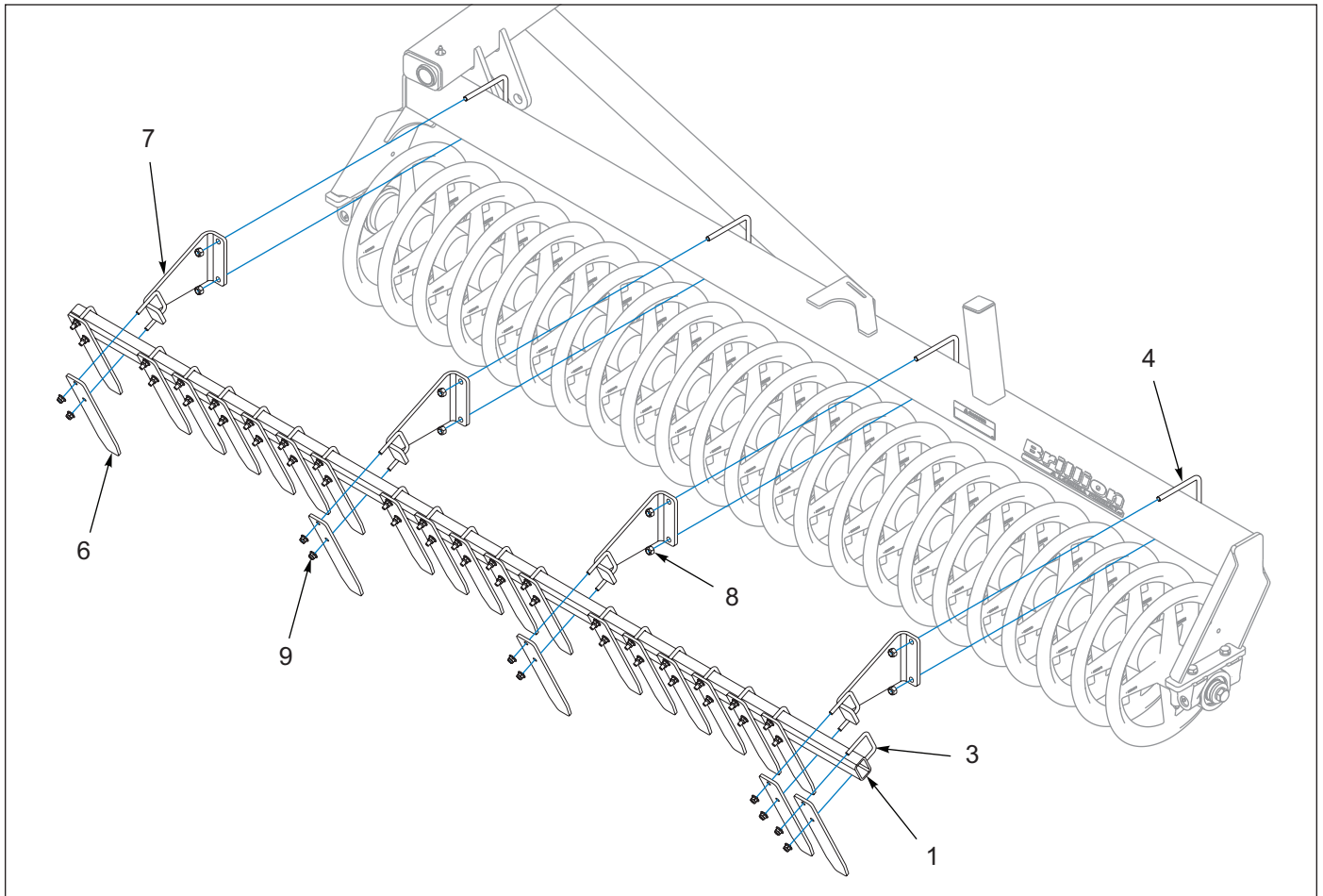


Figure 1-31: Wing V-Wheel Scrapers - Optional

V-Wheel Scrapers - Optional

ITEM	PART NUMBER	DESCRIPTION	WING FRAME SIZE				
			8'	9'	10'	11'	12'
	194029	SCRAPER KIT, XLV28	1	--	--	--	--
	194030	SCRAPER KIT, XLV30	--	1	--	--	--
	194031	SCRAPER KIT, XLV32	--	--	1	--	--
	194032	SCRAPER KIT, XLV34	--	--	--	1	--
	194033	SCRAPER KIT, XLV36	--	--	--	--	1
1	193261	TUBE, 3 X 2 X 0.25 X 100	2	--	--	--	--
1	193262	TUBE, 3 X 2 X 0.25 X 112	--	2	--	--	--
1	193263	TUBE, 3 X 2 X 0.25 X 124	--	--	2	--	--
1	193264	TUBE, 3 X 2 X 0.25 X 136	--	--	--	2	--
1	193265	TUBE, 3 X 2 X 0.25 X 148	--	--	--	--	2
2	197255	TUBE, 3 X 2 X 0.25 X 142	1	1	1	1	1
3	193255	U-BOLT, 1/2-13 X 3-9/16 X 3-1/2, ZP	58	62	66	70	74
4	181363	U-BOLT, 5/8-11 X 5-11/16 X 6-3/4	6	6	8	8	8
5	2P253	NUT, FLANGE NY-LOK 1/2-13	116	124	132	140	148
6	193253	SCRAPER, VEE WHEEL	58	62	66	70	74
7	193269	BRACKET, V SCRAPER	6	6	8	8	8
8	1-512-010005-13	NUT, HEX SLFLKG GRB 5/8-11	18	18	22	22	22
9	9D989	U-BOLT, 5/8-11 X 5-5/8 X 4-11/16	3	3	3	3	3
10	193254	BRACKET, V SCRAPER	3	3	3	3	3

Acre Meter Kit - Optional

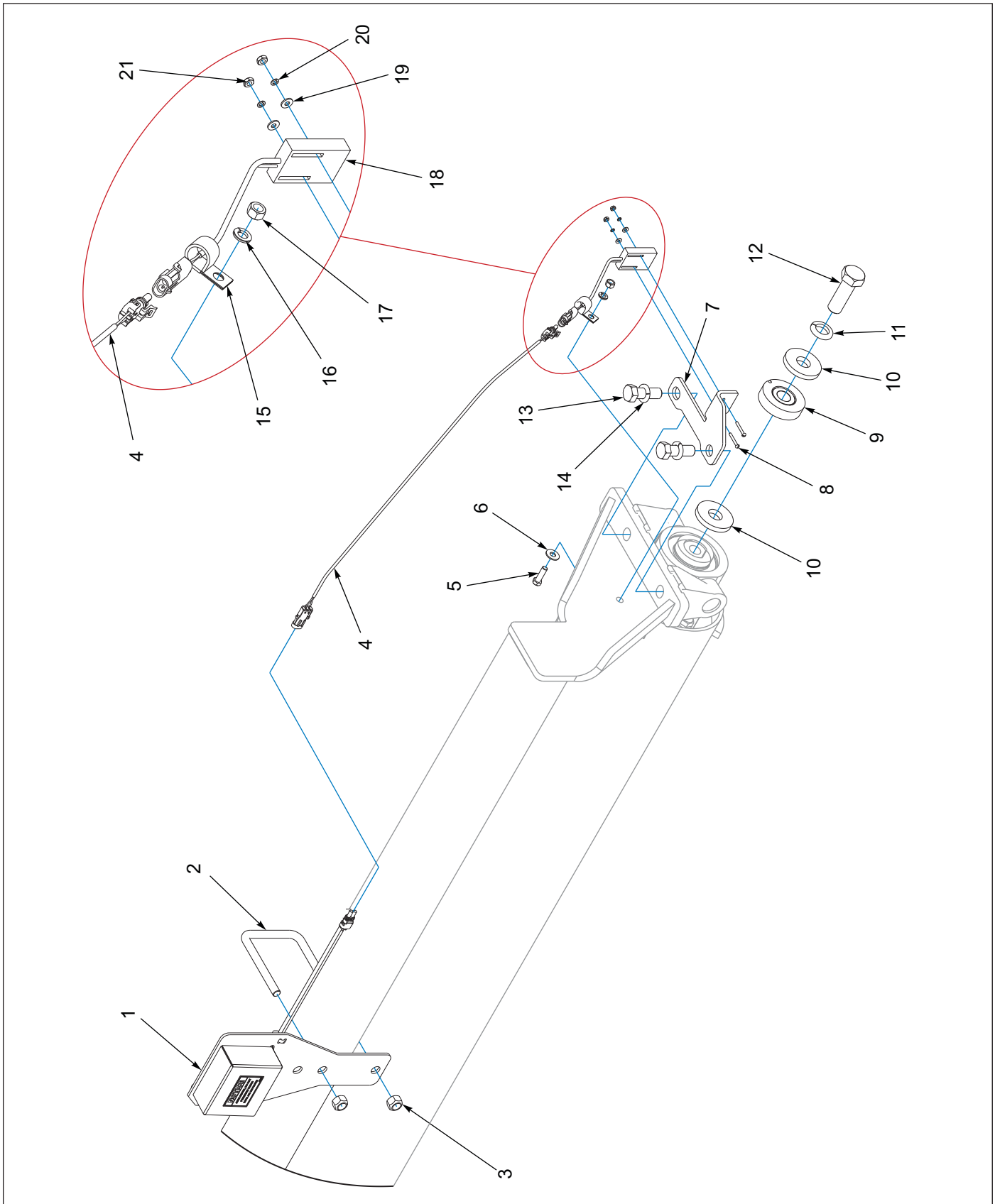


Figure 1-32: Acre Meter Kit - Optional

Acre Meter Kit - Optional

ITEM	PART NUMBER	DESCRIPTION	QTY
1	184483	ACRE METER ASM (SEE PAGE 1-48)	1
2	9D989	U-BOLT 5/8-11 X 5-5/8 X 4-11/16	1
3	1-512-010005-13	NUT, HEX SLFLKG GRB 5/8-11	2
4	165622	HARNESS-MAKEUP, ACRE METER	1
5	1-654-010051-06	SCREW, HEX CAP 3/8-16UNC X 1-1/4	1
6	1-861-010032-11	WASHER, FLAT 3/8 W ZP/CD	1
7	184478	BRACKET, ACRE METER PICKUP	1
8	5K262	ROUND HEAD MACHINE SCREW	2
9	184481	MAGNET WHEEL ASM (SEE PAGE 1-49)	1
10	154185	WASHER, 3/8 THICK 1" ID (ONE IS EXISTING HARDWARE)	2
11	1-861-010034-21	WASHER, LKG HEL SPRG 1IN (EXISTING HARDWARE)	1
12	3J608	BOLT, 1-8 X 3	1
13	1-654-010061-06	SCREW, HXCP, 3/4-10UNC X 2-1/4, GR5 (EXISTING HARDWARE)	2
14	1-861-010034-17	WASHER, LKG, HCL SPR, 3/4 (EXISTING HARDWARE)	2
15	3J614	HOSE CLAMP	1
16	1-861-010034-11	WASHER, LKG HLCL SPR, 3/8	1
17	1-512-010007-07	NUT, HEX 3/8-16, ZP	1
18	153862	SWITCH ASSY, ELECTRONIC ACRE	1
19	1-861-010032-02	WASHER, FL #8 ZP/CD	2
20	118-5098	#8 LOCK WASHER, ZP	2
21	1-512-010007-02	NUT, HEX 8-32, ZP	2

Acre Meter Assembly - Optional

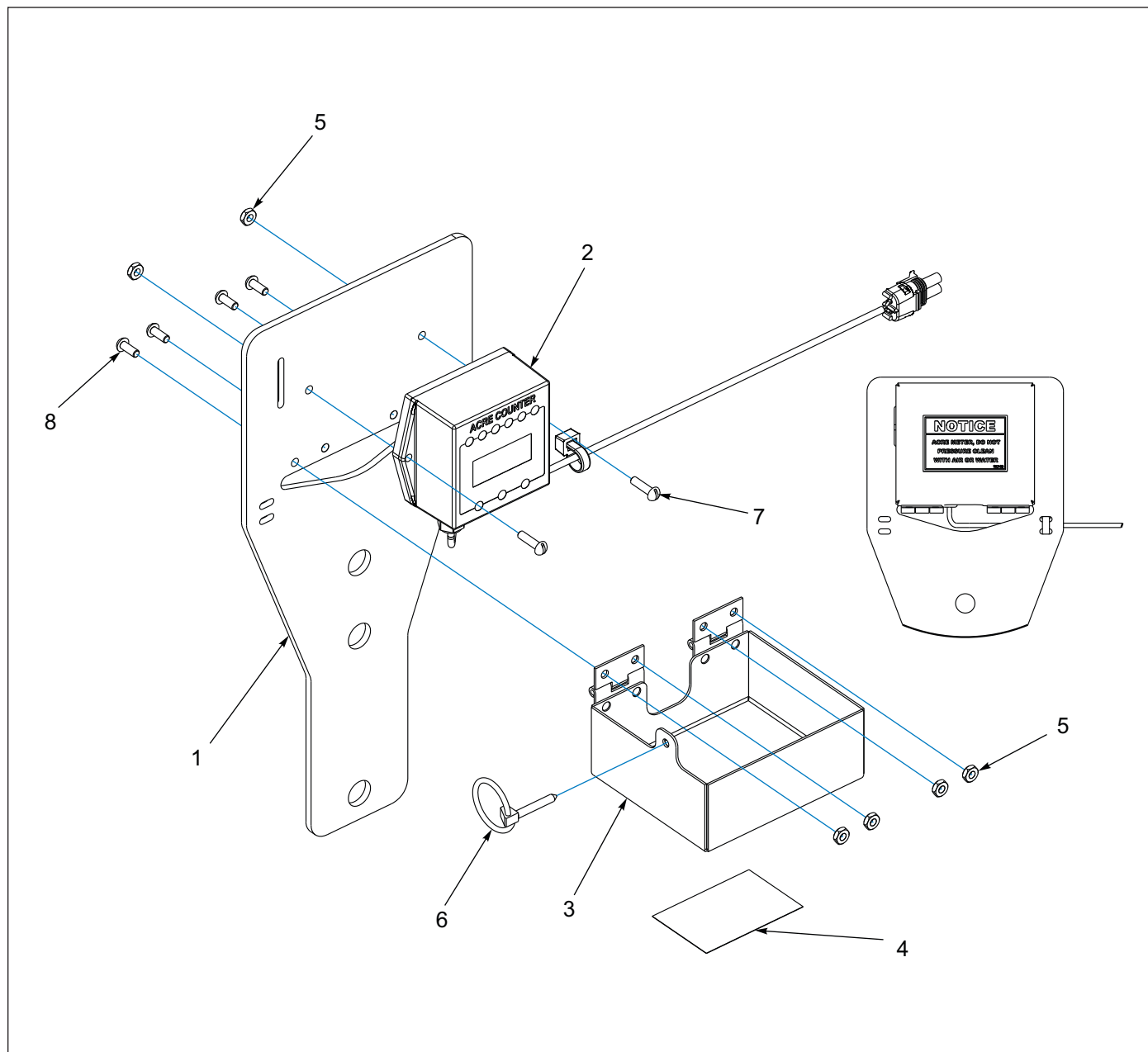


Figure 1-33: Acre Meter Assembly - Optional

Acre Meter Assembly - Optional

ITEM	PART NUMBER	DESCRIPTION	QTY
	184483	ACRE METER ASM	1
1	184482	BRACKET, ACRE METER	1
2	170948	CONSOLE, ELECTRONIC ACRE	1
3	170946	COVER-ACRE METER	1
4	9K740	DECAL, ACRE METER	1
5	1-512-010007-03	NUT, HEX 10-24	6
6	5D129	KLIK PIN	1
7	1-656-010003051	SCREW,RH HD MACH 10-24 X 3/4	2
8	1C213	STOVE BOLT #10-24 X 1/2 RD HD, ZP	4

Magnet Wheel Assembly - Optional

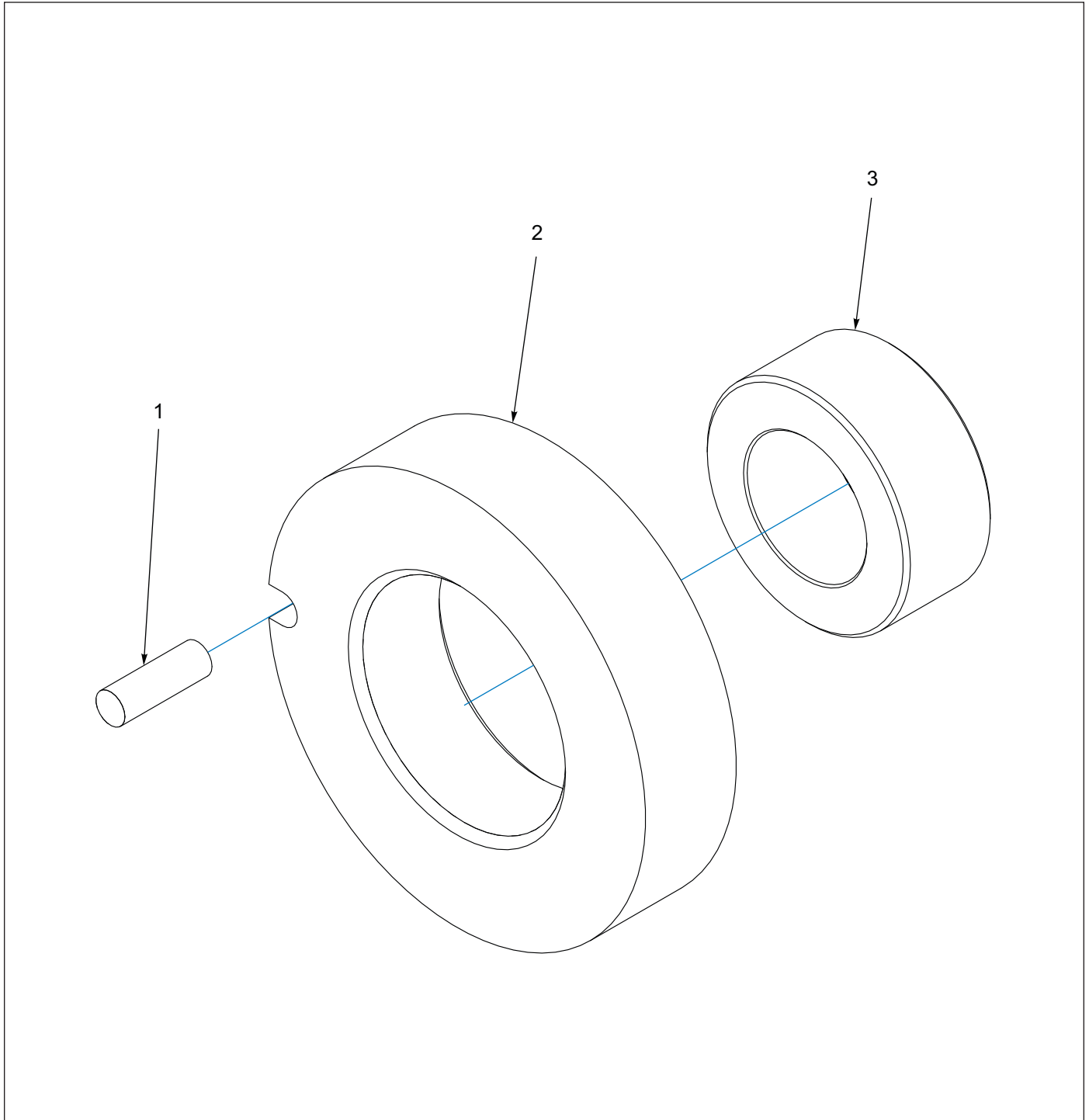


Figure 1-34: Magnet Wheel Assembly - Optional

Magnet Wheel Assembly - Optional

ITEM	PART NUMBER	DESCRIPTION	QTY
	184481	MAGNET WHEEL ASM	1
1	7K963	MAGNET	1
2	184479	MAGNET WHEEL	1
3	184480	BUSHING, 1.75 X 1.03 X .75 PLATED	1

Weight Kit - Optional

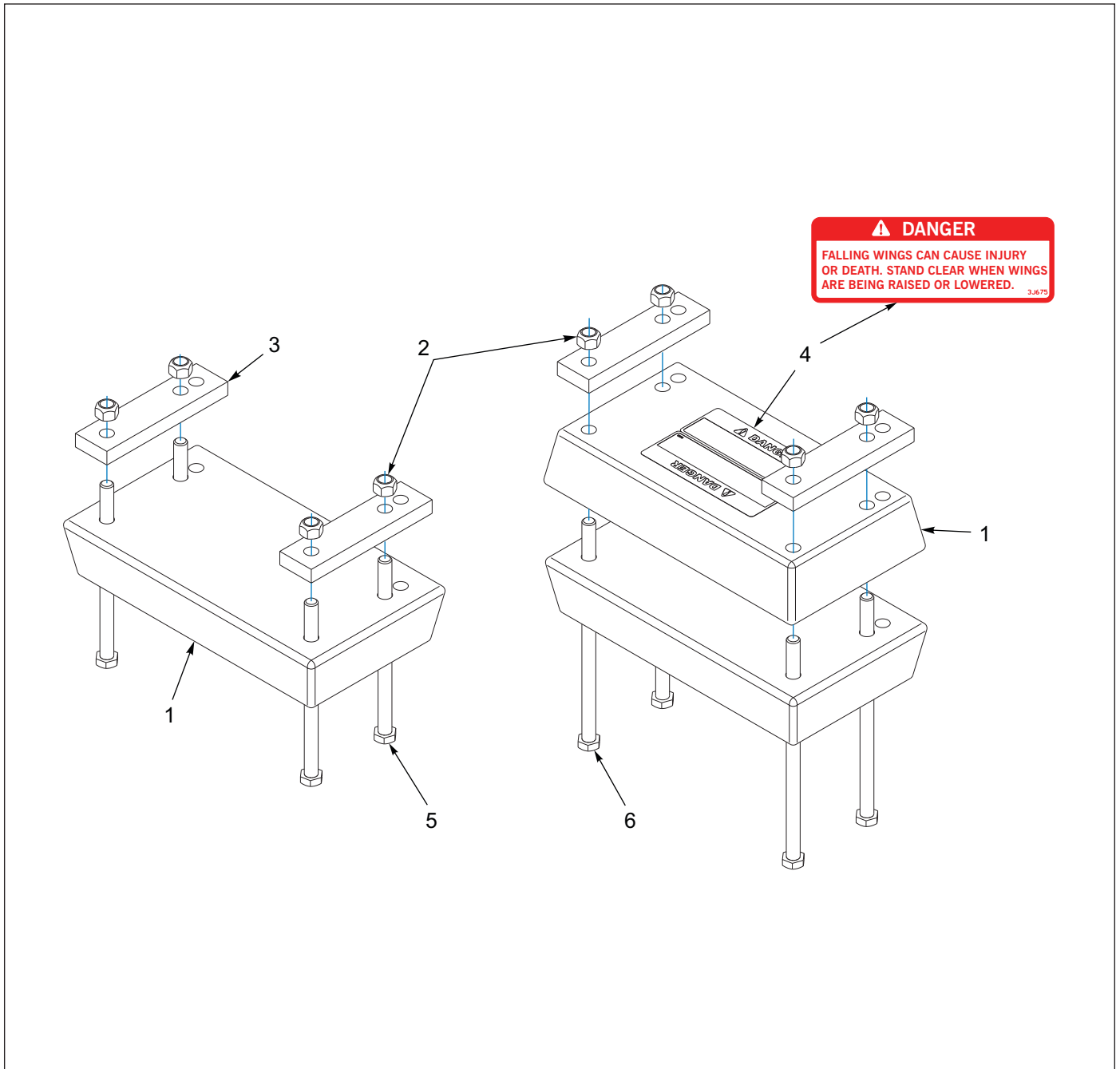


Figure 1-35: Weight Kit - Optional

Weight Kit - Optional

ITEM	PART NUMBER	DESCRIPTION	QTY
	5K983	WEIGHT KIT FOR X/XL PULVERIZER	1
1	5K979	WEIGHT	2
2	1-512-010005-13	NUT, HEX SLFLKG GRB 5/8-11	8
3	5K981	STRAP	4
4	3J675	"STAND CLEAR" DECAL	4
5	1-654-010059-24	SCREW HX CP 5/8-11UNC X 9-1/2	8
6	7J867	SCREW HX CP 5/8-11 X 12, GR5, ZP	4

Clamp End Spacer Kits, 3/4" and 1/2" - Optional

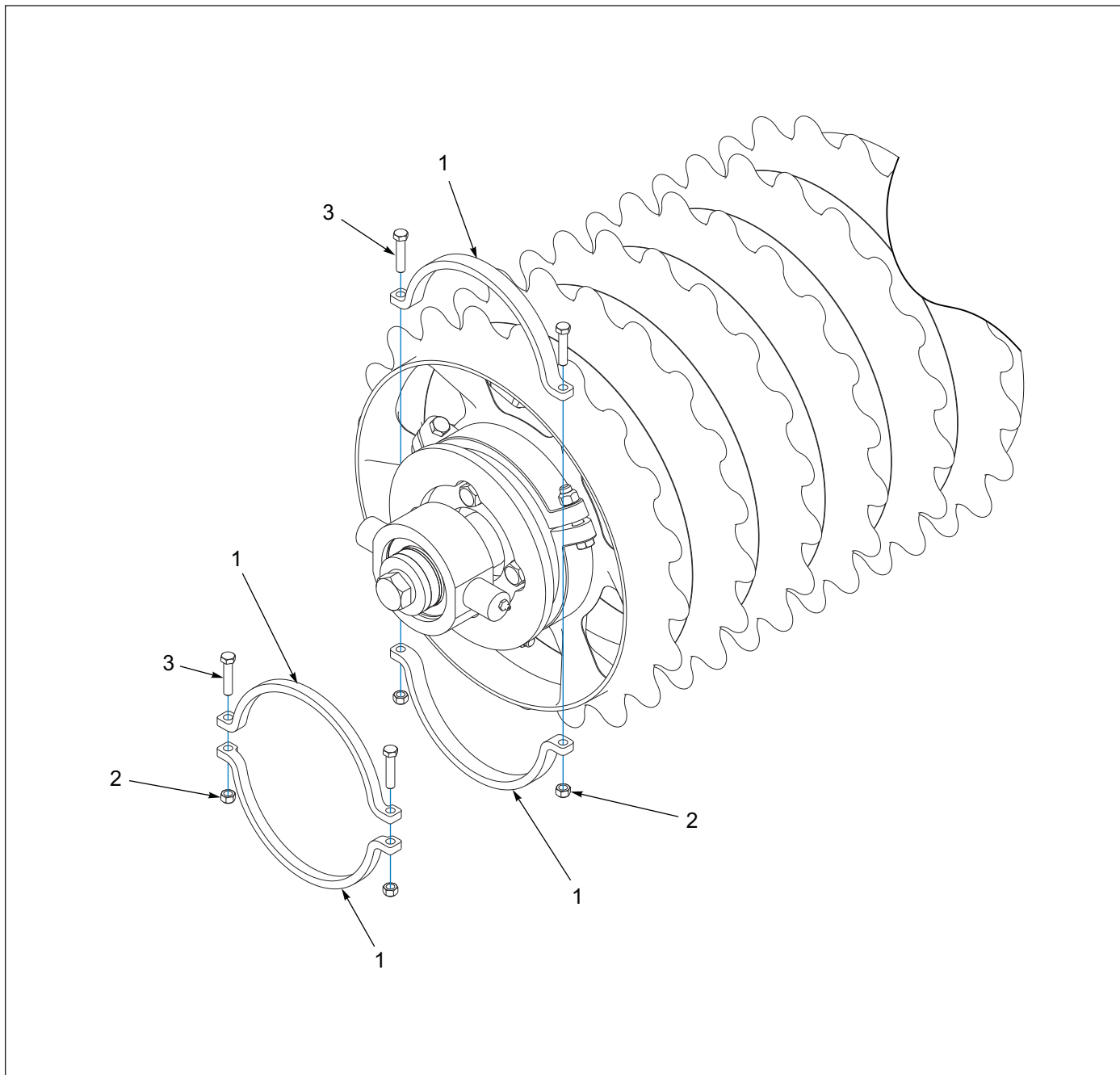


Figure 1-36: Clamp End Spacer Kits, 3/4" and 1/2" - Optional

Clamp End Spacer Kits, 3/4" and 1/2" - Optional

ITEM	PART NUMBER	DESCRIPTION	QTY	
			3/4"	1/2"
		SPACER WIDTH	3/4"	1/2"
	201442	KIT,3/4" CLAMP END SPACER	1	--
	201443	KIT,1/2" CLAMP END SPACER	--	1
1	185142	AXLE SPACER, 3/4"	2	--
1	185141	AXLE SPACER, 1/2"	--	2
2	1-512-010005-05	NUT, HEX SLFLKG GRB 3/8-16	2	2
3	1-654-010051-08	SCREW,HEX CAP, 3/8-16 X 1-3/4	2	2

Clamp End Spacer Kits, 1", 1-1/4", 1-1/2" - Optional

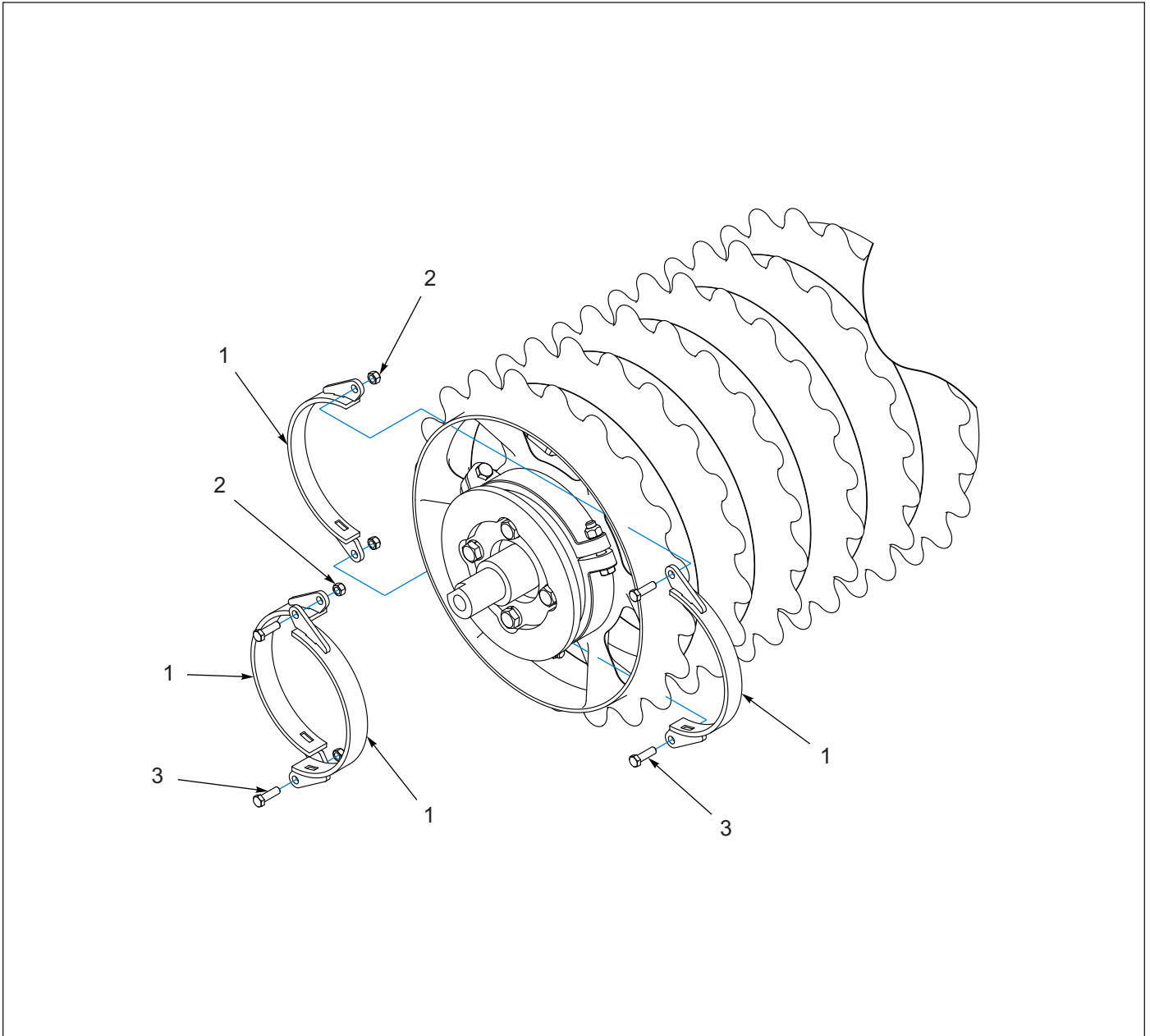


Figure 1-37: Clamp End Spacer Kits, 1", 1-1/4", 1-1/2" - Optional

Clamp End Spacer Kits, 1", 1-1/4", 1-1/2" - Optional

ITEM	PART NUMBER	DESCRIPTION	QTY		
			1"	1-1/4"	1-1/2"
		SPACER WIDTH	1"	1-1/4"	1-1/2"
	204831	KIT, 1" CLAMP END SPACER	2	--	--
	204832	KIT, 1-1/4" CLAMP END SPACER	--	2	--
	204833	KIT, 1-1/2" CLAMP END SPACER	--	--	2
1	204835	AXLE SPACER, 1"	2	--	--
1	204836	AXLE SPACER, 1-1/4"	--	2	--
1	204837	AXLE SPACER, 1-1/2"	--	--	2
2	1-512-010005-05	NUT, HEX SLFLKG GRB 3/8-16	2	2	2
3	1-654-010051-05	SCREW, HEX CAP, 3/8-16 X 1, GR5	2	2	2

9D524L Hydraulic Cylinder, 3-1/2 x 16 - Lion - 671656

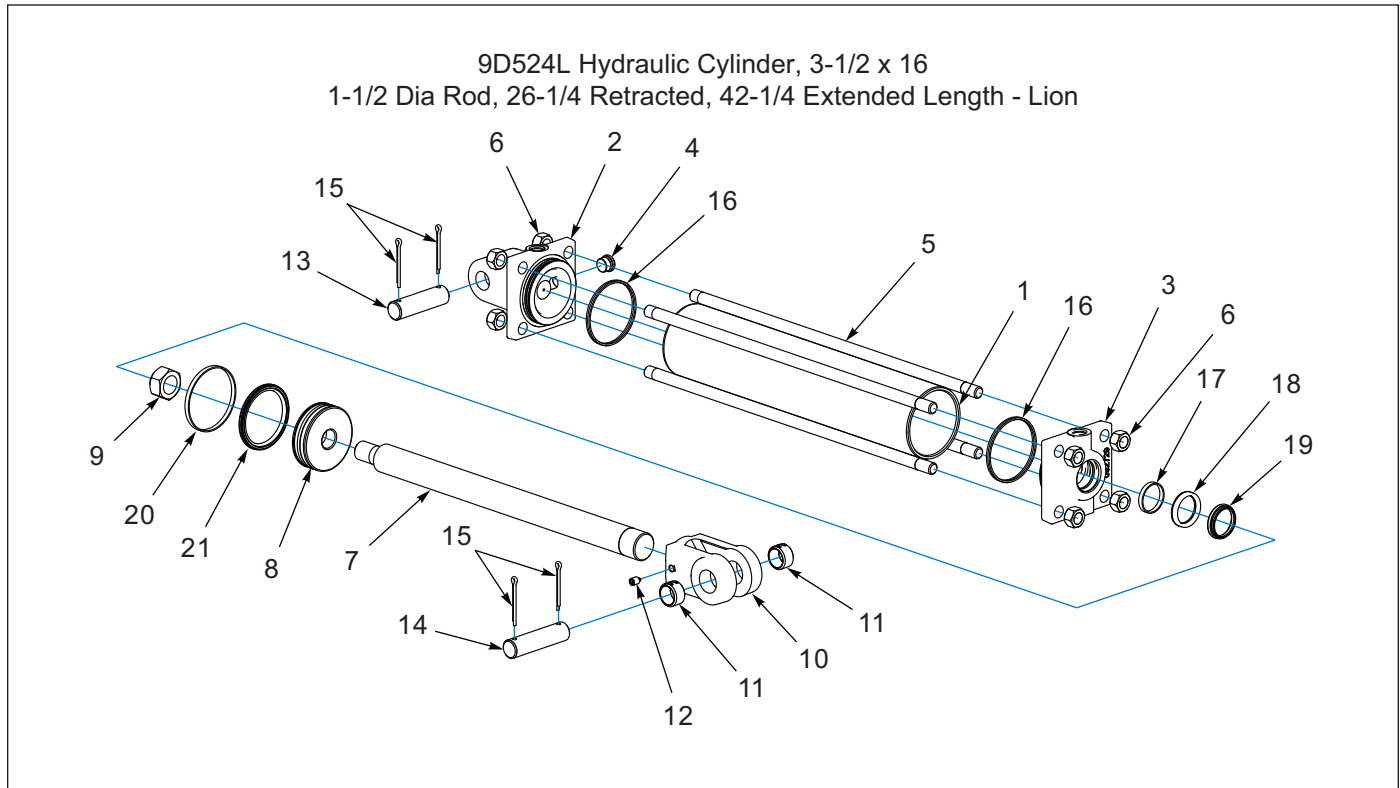


Figure 1-38: 9D524L Hydraulic Cylinder, 3-1/2 x 16 - Lion - 671656

9D534L Hydraulic Cylinder, 3-1/2 x 16 - Lion - 671656

ITEM	PART NUMBER	DESCRIPTION	QTY
	9D524	HYD CYLINDER - 3-1/2 X 16	1
1	-----	TUBE	1
2	-----	CLEVIS CAP	1
3	-----	ROD CAP	1
4	-----	PLUG, SOCKET HEAD 3/4-16	1
5	-----	TIE ROD	4
6	-----	NUT, HEX 5/8-18, ZP	8
7	-----	ROD	1
8	-----	PISTON	1
9	-----	NUT, LOCK 1-14, GRB, ZP	1
10	2P740	ROD CLEVIS W/BUSHINGS (INCLUDES ITEMS 11 AND 12)	1
11	3P079	SPRING BUSHING, 1.0X1.25X0.75	2
12	1P443	SET SCREW, 3/8-16 X 1/2 NYLON TIP	1
13	5J650	PIN, 1.0 X 3.625 H2	1
14	7J067	PIN, 1.0 X 4.0 H2	1
15	110-4224	PIN, COTTER 3/16 X 2IN LG	4
16	-----	SEAL DUAL 3.50	2
17	-----	WEAR RING 1.63-1.50-0.250	1
18	-----	SEAL ZURCON U-CUP RU9 1.50	1
19	-----	SEAL WIPER 1.50 WNUC TSS	1
20	-----	WEAR RING 3.50-3.38-0.250	1
21	-----	SEAL ZURCON WYNSEAL 3.50"	1
22	1P744	SEAL KIT (INCLUDES ITEMS 16-21)	1

6J216P Hydraulic Cylinder, 3 x 30 - Prince

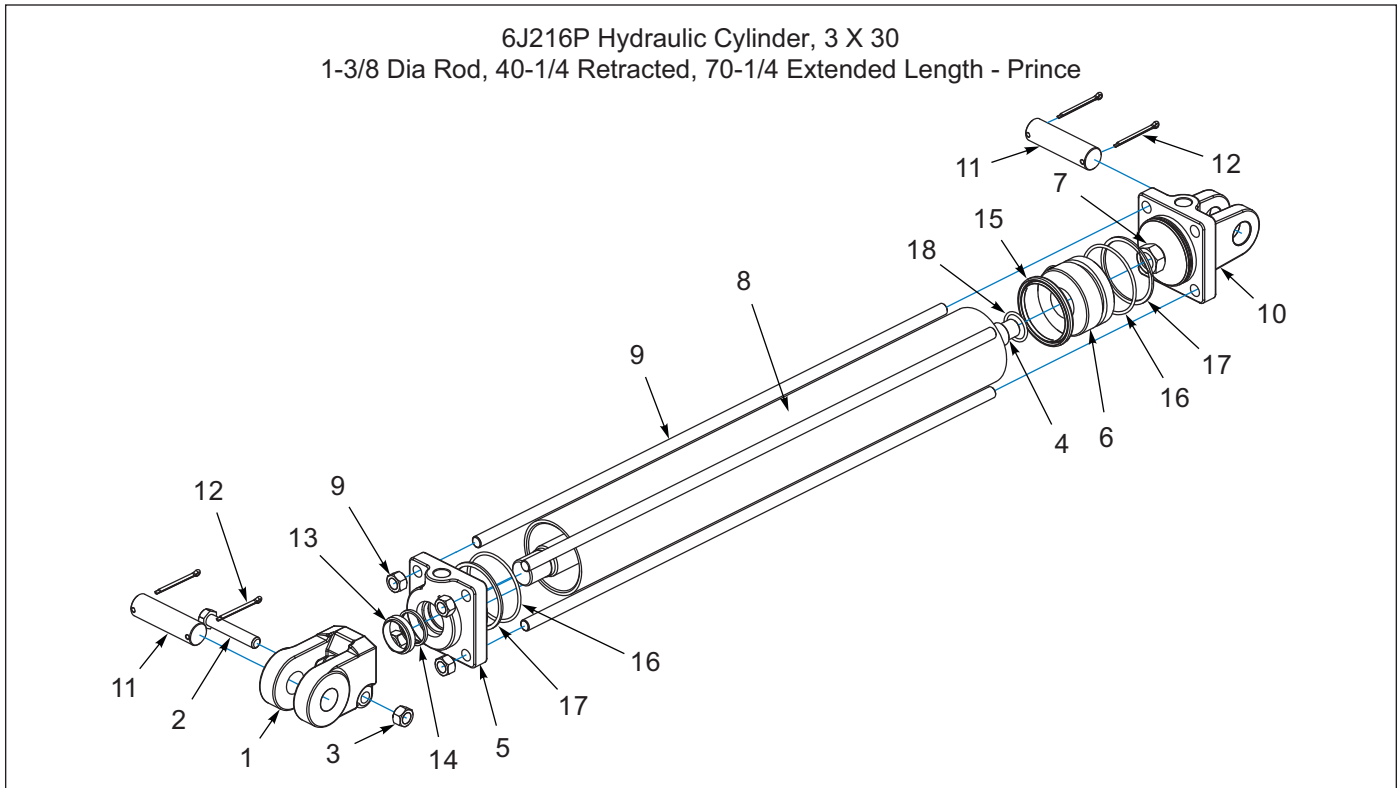


Figure 1-39: 6J216P Hydraulic Cylinder, 3 x 30 - Prince

6J216P Hydraulic Cylinder, 3 x 30 - Prince

ITEM	PART NUMBER	DESCRIPTION	QTY
	6J216	HYD CYLINDER - 3 X 30	1
1	9D481	ROD CLEVIS	1
2	1-654-010051-10	SCREW, HX CP 3/8-16X2-1/4 GR5	1
3	1-512-010005-05	NUT, HEX SLFLKG GRB 3/8-16	1
4	7K929	ROD	1
5	7K931	GLAND	1
6	7K930	PISTON	1
7	-----	PISTON NUT, 1-14 UNF, SELF LOCKING	1
8	6J340	TUBE	1
9	7K932	TIE ROD ASSEMBLY	4
10	7J049	BUTT END CLEVIS	1
11	5J650	CLEVIS PIN	2
12	110-4224	PIN,COTTER 3/16 X 2IN LG	4
13	-----	ROD WIPER	1
14	-----	BACK-UP RING	1
15	-----	CROWN SEAL	1
16	-----	O-RING - END CAP	2
17	-----	BACK UP RING	2
18	-----	O-RING	1
19	7K926	SEAL KIT (AFTER 08/2003 CYLINDER PAINTED BLACK) (INCLUDES ITEMS 13-18)	1
20	9D482	SEAL KIT (BEFORE 08/2003 CYLINDER PAINTED RED) (INCLUDES ITEMS 13-18)	1

5J830L Hydraulic Cylinder, 4 x 30 - Lion - 671667

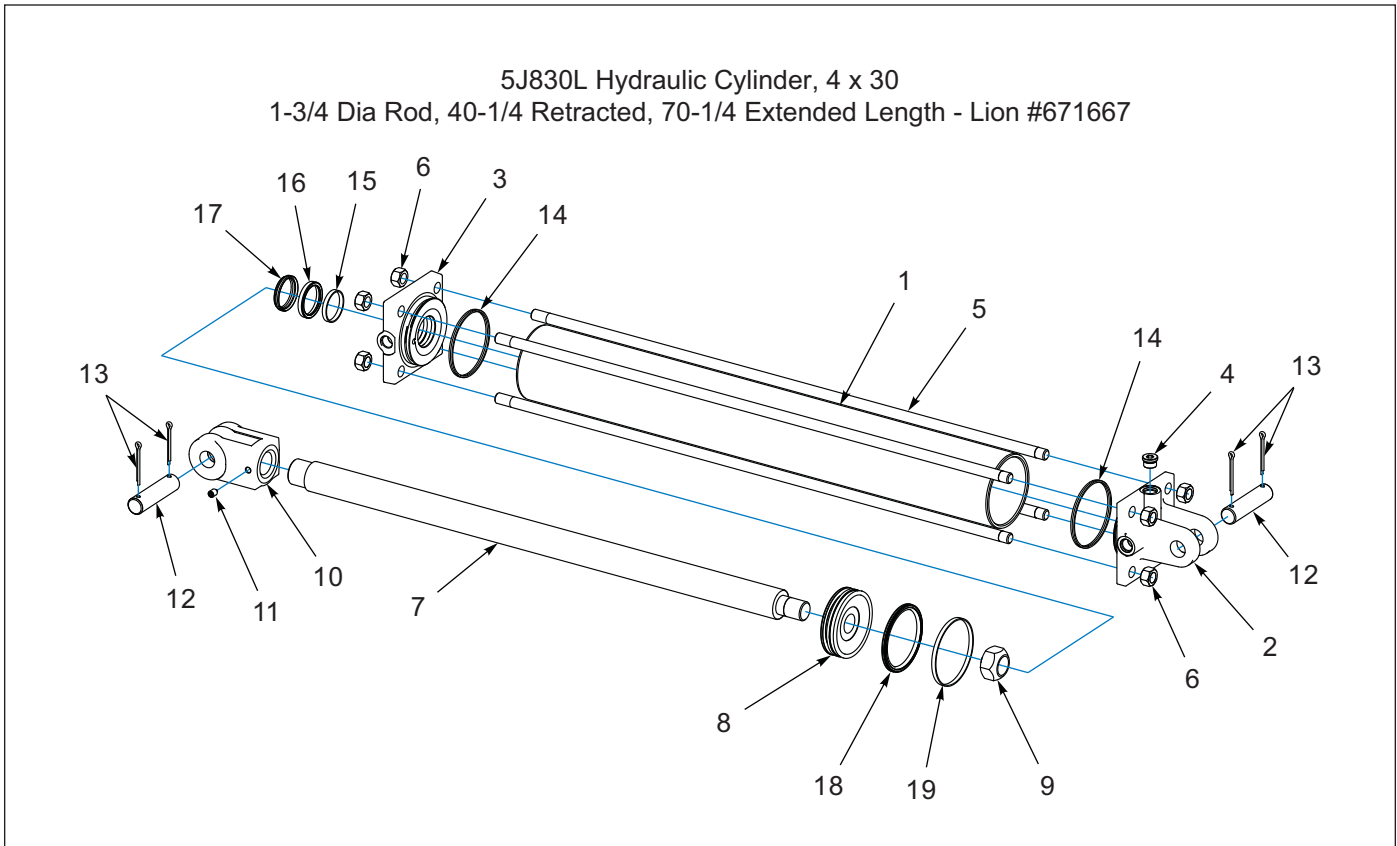
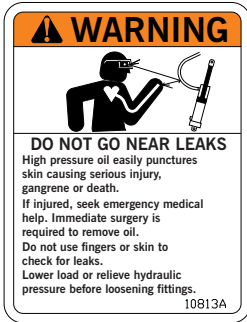


Figure 1-40: 5J830L Hydraulic Cylinder, 4 x 30 - Lion - 671667

5J830L Hydraulic Cylinder, 4 x 30 - Lion - 671667

ITEM	PART NUMBER	DESCRIPTION	QTY
	5J830	HYD CYLINDER - 4 X 30	1
1	-----	TUBE	1
2	-----	CLEVIS CAP	1
3	-----	ROD CAP	1
4	-----	PLUG, SOCKET HEAD 3/4-16	1
5	-----	TIE ROD	4
6	-----	NUT, HEX 5/8-18, ZP	8
7	-----	ROD	1
8	-----	PISTON	1
9	8J852	NUT, LOCK 1-1/8-12, GRB, ZP	1
10	2P738	CLEVIS, 1" PIN X 1.5-12 X 2.75 (INCLUDES ITEM 11)	1
11	1P443	SET SCREW, 3/8-16 X 1/2 NYLON TIP	1
12	7J067	PIN, 1.0 X 4.0 H2	2
13	110-4224	PIN, COTTER 3/16 X 2IN LG	4
14	-----	SEAL DUAL 4.00	2
15	-----	WEAR RING 1.87-1.75-0.250	1
16	-----	SEAL ZURCON U-CUP RU9 1.75	1
17	-----	SEAL, WIPER 1.75	1
18	-----	SEAL SURCON WYNSEAL 4.00	1
19	-----	WEAR RING 4.00-3.88-0.250	1
20	1P745	SEAL KIT (INCLUDES ITEMS 14-19)	1

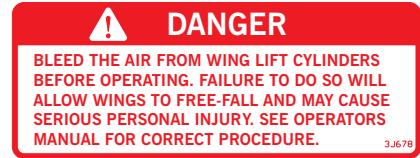
Decals



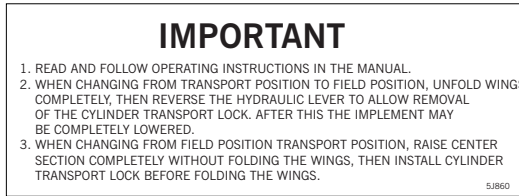
ITEM 1
3K706



ITEM 2 - 5J859



ITEM 3 - 3J678



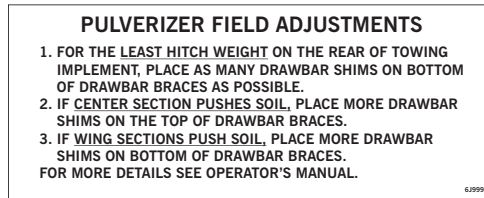
ITEM 4 - 5J860



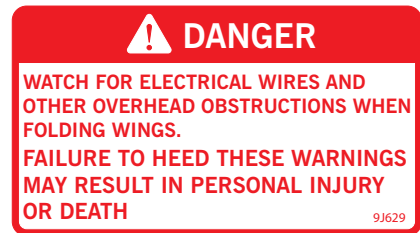
ITEM 5 - 3J675



ITEM 6
2-573-010198



ITEM 7 - 6J999



ITEM 8 - 9J629



ITEM 9
528933



ITEM 10
528934



ITEM 11
528938



ITEM 12 - 170510



ITEM 14
2P151



ITEM 15
144193



ITEM 16 - 232188



ITEM 13 - 193500



ITEM 17 - 193665



ITEM 18 - 193501



ITEM 19 - 1-573-010006

Figure 1-41: Decals

Decals

ITEM	PART NUMBER	DESCRIPTION	QTY
1	3K706	DECAL, WARNING	1
2	5J859	DECAL, CAUTION	1
3	3J678	'DANGER' DECAL	1
4	5J860	DECAL, INSTRUCTION	1
5	3J675	'STAND CLEAR' DECAL	10
6	2-573-010198	DECAL, MEMBER FEMA	1
7	6J999	'ADJUSTMENTS' DECAL	2
8	9J629	DECAL, DANGER	1
9	528933	RELECTOR - RED	2
10	528934	REFLECTOR - YELLOW	8
11	528938	STRIPE, ORANGE	2
12	170510	DECAL, BRILLION LANDOLL	6
13	193500	DECAL,BRILLION 2-3/4 HT	1
14	2P151	SMV SIGN	1
15	144193	DECAL, SIS 20 MPH	1
16	232188	DECAL, QR CODE PULVERIZER	1
17	193665	DECAL XL SERIES	2
18	193501	DECAL, OPTIMIZER	2
19	1-573-010006	PLACARD, NAME	1
20	107-0814	RIVET 1/8X1/8 A LUM POP (HARDWARE FOR ITEM 19)	2

Decal Locations

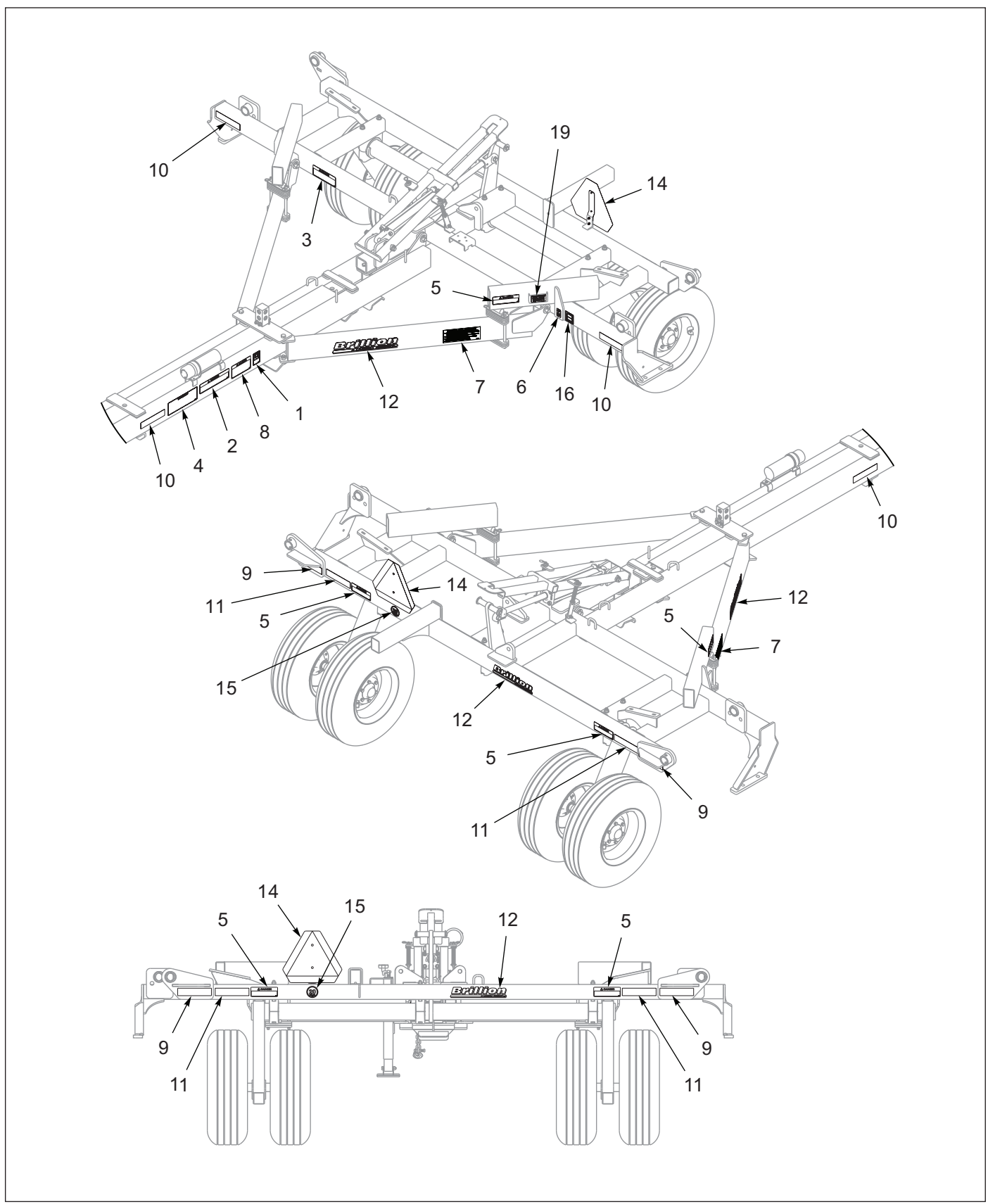


Figure 1-42: Center Decals (1 of 4)

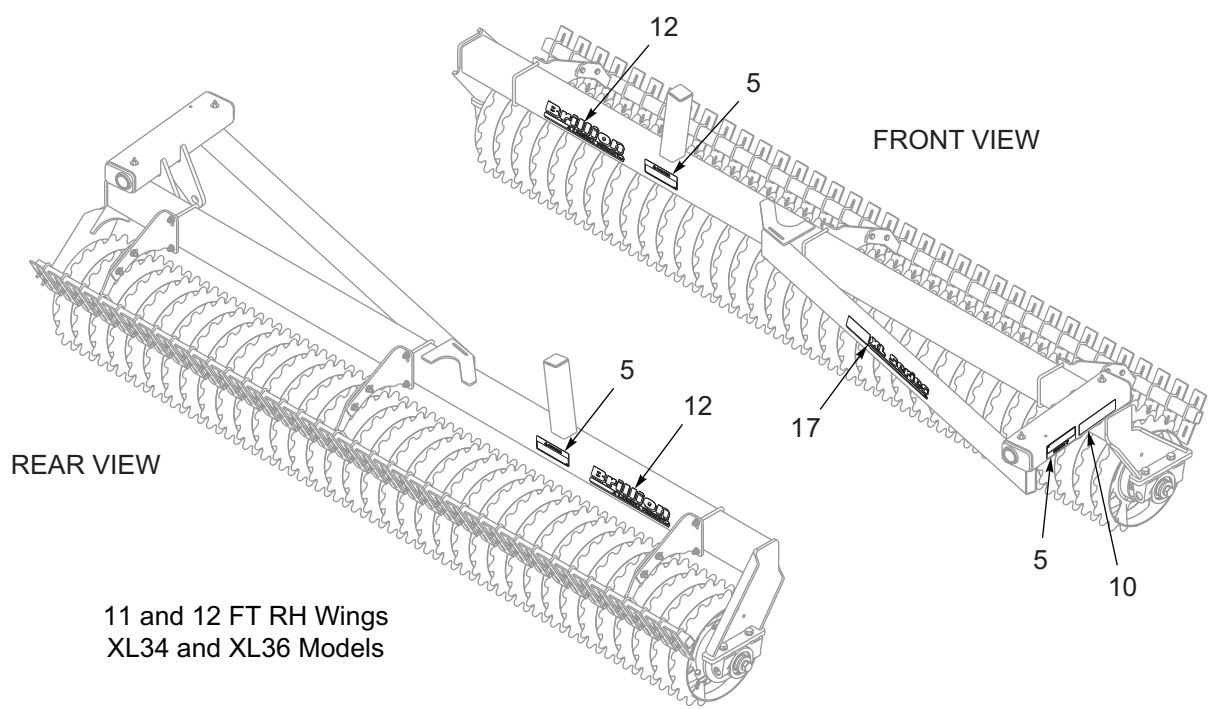
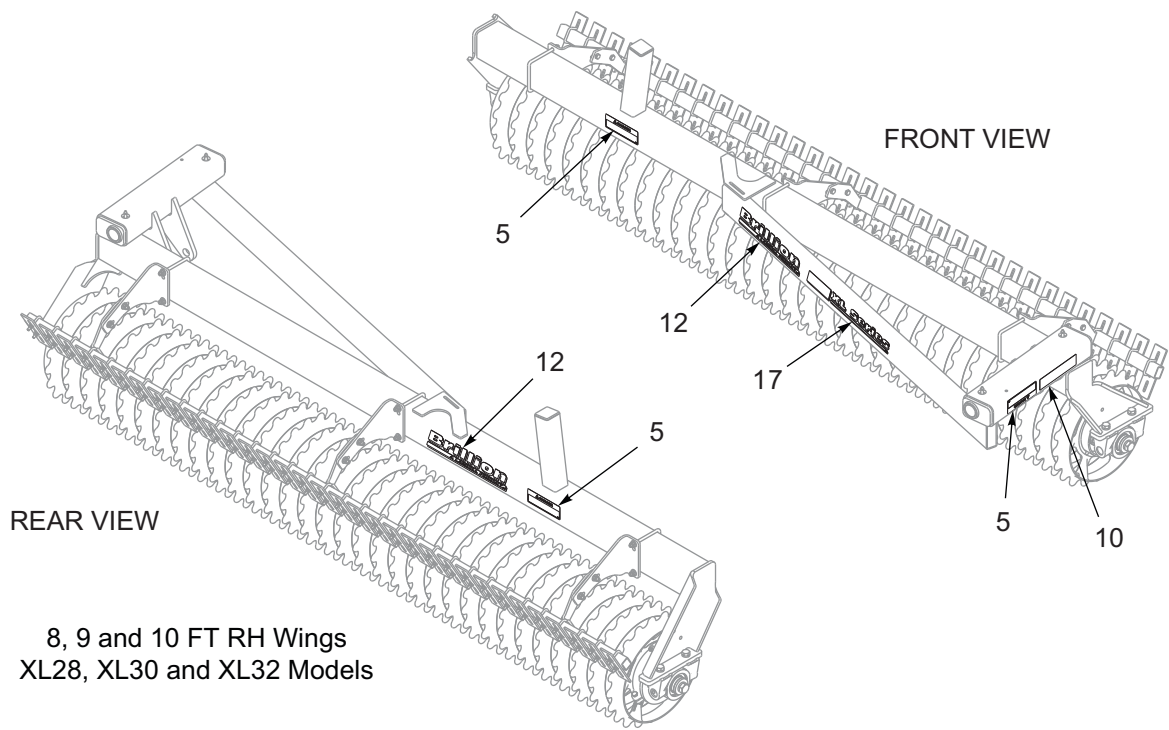


Figure 1-43: RH Wing Decals (2 of 4)

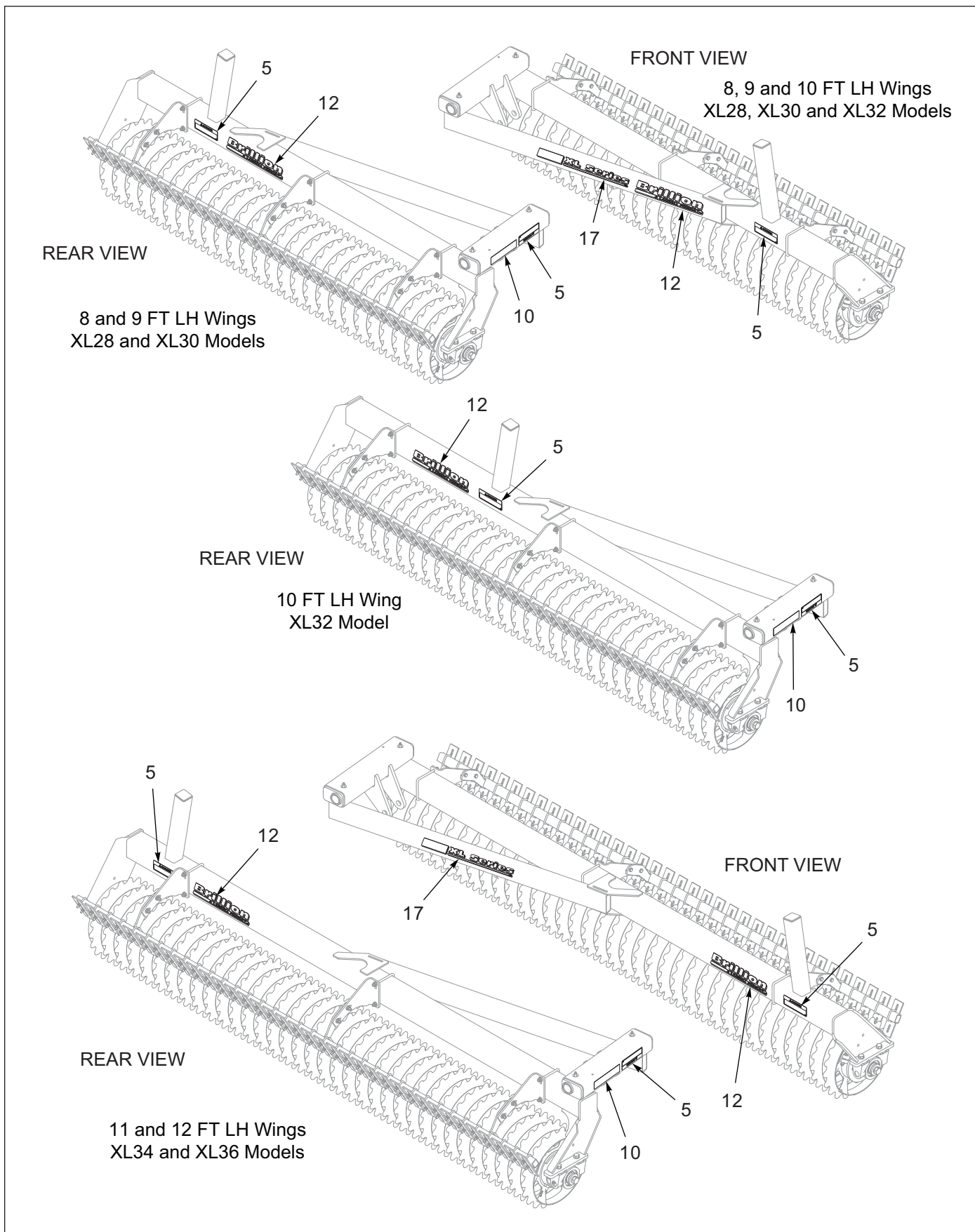


Figure 1-44: LH Wing Decals (3 of 4)

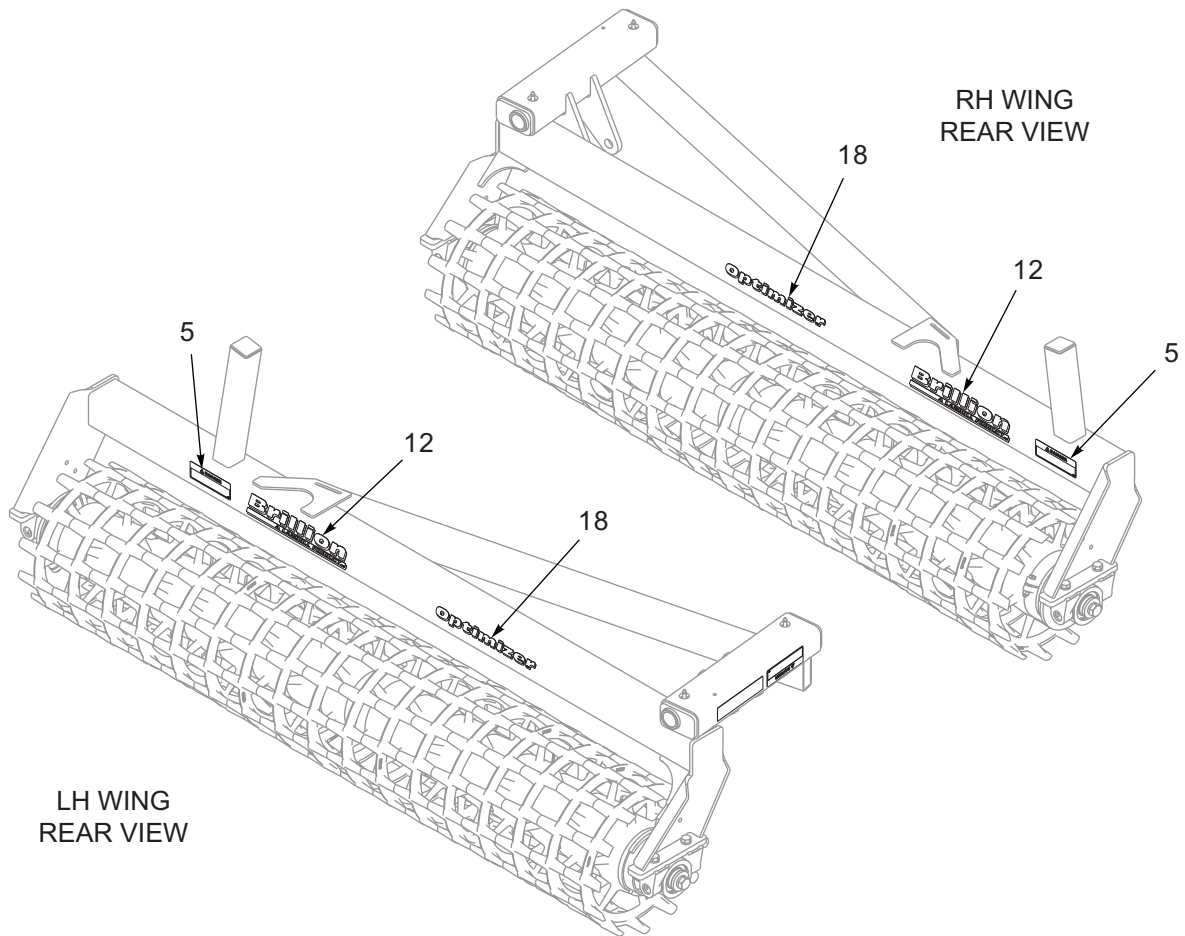


Figure 1-45: Optimizer Decals (4 of 4)

Glossary

For clarity this glossary of industry standard abbreviations and their definitions are provided. For additional information, see instruction on the first page of the parts chapter or the last page of this manual.

A

ASM Assembly

B

BATT Battery
BHSC Button Head Socket Cap
BLK Black

C

CB Carriage Bolt
CONN Connector
CRG Carriage
CTSK Countersunk
CTWT Counterweight
CVR Cover
CYD Cylinder

D

DBL Double
DIA Diameter

E

ENCLSD Enclosed

F

FHCS Flanged Head Cap Screw
FHHCS Flanged Hex Head Cap Screw
FL OR FLG Flange
FLT Flat

G

GA Gauge

H

HHCS Hex Head Cap Screw
HCS High Carbon Steel
HD Head
HLCL Helical
HCSKT Hex Socket
HSFC Hex Socket Flat Countersunk
HYD Hydraulic

I

ID Inside Diameter

L

LH Lefthand
LKG OR LOCK Locking
LWR Lower

M

MANF Manifold
MNT Mount

N

NRW Narrow
 ----- Not Serviced Separately

O

OD Outside Diameter
OHG Overhead Guard
ORFS OR ORS O-Ring Seal
ORP OR ORB O-Ring Boss

P

P-STEER Power Steering
PTFE Polytetrafluoroethylene (Teflon)

R

RH Righthand
RND Round

S

SER Series
SHCS Socket Head Cap Screw
SHLD Shield
SKT Socket
SLFLKG Selflocking
SOC Socket
SPDT Single Pole Double Throw
SPR Spring
SQ Square
SRTD Serrated
SSCR Setscrew
SST Stainless Steel
STD Standard

U

UPR Upper

W

WHL Wheel
WLD OR WLDMT Weldment

Numerics

0A087	1-31	1-512-010005-13	1-3, 1-5, 1-45, 1-47, 1-51
104032	1-3, 1-4	1-512-010005-15	1-9
105-0228	1-33, 1-37	1-512-010005-19	1-9
105874	1-37	1-512-010007-02	1-47
107-0023	1-3	1-512-010007-03	1-48
1-076-010007	1-6	1-512-010007-06	1-4
1-076-010010	1-6	1-512-010007-07	1-47
108628	1-9, 1-33	1-512-010007-08	1-31
110-4224	1-54, 1-55, 1-56	1-512-010007-11	1-9
116100	1-9, 1-13	151528	1-9
1-161-010003	1-6	1-516-010001-20	1-6
116489	1-33	153843	1-35
117259	1-33, 1-35	153862	1-47
118-5098	1-47	154185	1-15, 1-17, 1-19, 1-21, 1-47
129263	1-9	154186	1-15, 1-17, 1-19, 1-21
1-298-010001-1	1-6	1-557-010327	1-9
137943	1-15, 1-17, 1-19, 1-21	1-557-010362-51	1-6
140464	1-22	1-573-010006	1-59
140473	1-22	164639	1-25
140475	1-22	164648	1-27, 1-28
140476	1-22	164675	1-15, 1-19, 1-25
140477	1-15, 1-17, 1-19, 1-21, 1-22	164676	1-25
140479	1-15, 1-17, 1-19, 1-21	164687	1-26
140480	1-15, 1-17, 1-19, 1-21	1-647-010004181	1-3
1413183	1-33, 1-35	1-647-010004217	1-3
141434	1-9	164709	1-26
141828	1-35	164713	1-19, 1-26
1422177	1-33, 1-35	164714	1-19, 1-26
142753	1-9	164715	1-19, 1-26
147072	1-9, 1-13	164716	1-19, 1-26
1-512-010005-01	1-9, 1-37	164717	1-15, 1-19, 1-26
1-512-010005-05	1-52, 1-53, 1-55	164724	1-19, 1-25
1-512-010005-09 ..	1-3, 1-9, 1-13, 1-24, 1-25, 1-26, 1-27, 1-28, 1-35, 1-45	164725	1-19, 1-25
		164726	1-19, 1-25
		164727	1-19, 1-25

164728	1-15, 1-19, 1-25	174436	1-37, 1-39
164756	1-9	174437	1-37, 1-39
164761	1-9, 1-33	174438	1-37, 1-39
164762	1-9, 1-33	174890	1-26
1-654-010047-06	1-9	175151	1-37, 1-39
1-654-010047-08	1-37	178504	1-37
1-654-010049-05	1-3, 1-4	178505	1-37
1-654-010051-05	1-53	178543	1-37
1-654-010051-06	1-47	179346	1-15, 1-19
1-654-010051-08	1-52	179352	1-15, 1-19
1-654-010051-10	1-55	180495	1-19, 1-25
1-654-010051-13	1-5	180496	1-19, 1-25
1-654-010055-03	1-3, 1-9	180497	1-19, 1-25
1-654-010055-04	1-41, 1-43	180498	1-19, 1-25
1-654-010055-07	1-24, 1-25, 1-26, 1-27, 1-28	180499	1-19, 1-25
1-654-010055-11	1-13	181363	1-45
1-654-010055-12	1-35	181799	1-33, 1-35
1-654-010059-05	1-10	183531	1-41, 1-43
1-654-010059-06	1-9, 1-15, 1-19	183555	1-29
1-654-010059-08	1-15, 1-19	184478	1-47
1-654-010059-24	1-51	184479	1-49
1-654-010061-05	1-9	184480	1-49
1-654-010061-06	1-15, 1-17, 1-19, 1-21, 1-47	184481	1-47, 1-49
1-654-010061-21	1-9	184482	1-48
1-656-010003051	1-48	184483	1-47, 1-48
165622	1-47	185141	1-52
170510	1-59	185142	1-52
170946	1-48	1-861-010032-02	1-47
170948	1-48	1-861-010032-07	1-9
171738	1-15, 1-17, 1-19, 1-21	1-861-010032-08	1-3
171739	1-15, 1-17, 1-19, 1-21	1-861-010032-09	1-4, 1-9, 1-33
171748	1-41, 1-43	1-861-010032-11	1-47
171749	1-41, 1-43	1-861-010032-14	1-35
171750	1-41, 1-43	1-861-010032-15	1-3
171751	1-41	1-861-010032-18	1-3
171838	1-9	1-861-010032-24	1-3, 1-6, 1-10, 1-13
173119	1-15, 1-19	1-861-010034-10	1-4
174435	1-37, 1-39	1-861-010034-11	1-47

1-861-010034-12	1-31	190827	1-19, 1-28
1-861-010034-15	1-9, 1-15, 1-19	190828	1-19, 1-28
1-861-010034-17	1-9, 1-15, 1-17, 1-19, 1-21, 1-47	190829	1-19, 1-28
1-861-010034-21	1-15, 1-17, 1-19, 1-21, 1-47	190831	1-15, 1-28
189179	1-9	190857	1-41, 1-43
189196	1-9	190858	1-41, 1-43
189198	1-13	192481	1-33, 1-35
189216	1-29, 1-30	193253	1-45
189217	1-29, 1-30	193254	1-45
189218	1-29, 1-30	193255	1-45
189219	1-29, 1-30	193261	1-45
189220	1-29, 1-30	193262	1-45
189224	1-21, 1-29	193263	1-45
189225	1-21, 1-29	193264	1-45
189226	1-21, 1-29	193265	1-45
189227	1-21, 1-29	193269	1-45
189228	1-17, 1-21, 1-29	193484	1-41
189229	1-41, 1-43	193500	1-59
189243	1-5	193501	1-59
189244	1-3, 1-5	193503	1-43
189246	1-3	193506	1-43
189537	1-30	193507	1-43
189538	1-30	193665	1-59
190000	1-13	194029	1-45
190001	1-13	194032	1-45
190002	1-13	196054	1-43
190003	1-13	197255	1-45
190004	1-13	198301	1-3
190005	1-13	198302	1-3
190006	1-13	1C213	1-48
190007	1-13	1C290	1-31
190008	1-13	1D168	1-13
190009	1-13	1P443	1-54, 1-56
190805	1-19, 1-27	1P744	1-54
190806	1-19, 1-27	1P745	1-56
190807	1-19, 1-27	1P937	1-9, 1-33
190808	1-19, 1-27	201441	1-35
190809	1-15, 1-19, 1-27	201442	1-52

201443	1-52	3P029	1-19, 1-24
202702-8-8S	1-35	3P030	1-19, 1-24
204831	1-53	3P031	1-19, 1-24
204832	1-53	3P032	1-19, 1-24
204833	1-53	3P033	1-15, 1-19, 1-24
204835	1-53	3P037	1-24, 1-25, 1-26, 1-27, 1-28
204836	1-53	3P038	1-24, 1-25, 1-26, 1-27
204837	1-53	3P039	1-24, 1-25, 1-26, 1-27
2062-8-8S	1-35	3P040	1-24, 1-25, 1-26, 1-27
2071-8-8S	1-35	3P041	1-24, 1-25, 1-26, 1-27
2107649	1-6	3P052	1-24, 1-25, 1-26, 1-27, 1-28
2-474-010022	1-33, 1-35	3P079	1-54
2J095	1-37	3P300	1-26
2J858	1-9	4C856	1-3, 1-9
2P151	1-3, 1-59	4K775	1-28
2P252	1-41, 1-43	5000	1-22
2P253	1-37, 1-41, 1-43	528933	1-59
2P254	1-9, 1-37	528934	1-59
2P255	1-30	528938	1-59
2P738	1-56	5C100	1-3
2P740	1-54	5D129	1-48
2P748	1-41, 1-43	5D979	1-13
2P793	1-3	5J376	1-29, 1-31
2P794	1-3	5J650	1-54, 1-55
2P800	1-24	5J707	1-9
2P804	1-43	5J708	1-9
2P999	1-9	5J709	1-9
3J562	1-43	5J710	1-9
3J608	1-47	5J711	1-9
3J614	1-47	5J748	1-13
3J615	1-33	5J759	1-9
3J647	1-3	5J765	1-9
3J675	1-51, 1-59	5J766	1-13
3J678	1-59	5J767	1-9
3J951	1-4	5J768	1-13
3K706	1-59	5J775	1-9
3P001	1-9	5J780	1-13
3P007	1-9	5J830	1-13, 1-33, 1-35, 1-56

5J855	1-9	7J867	1-51
5J857	1-10	7K926	1-55
5J859	1-59	7K929	1-55
5J860	1-59	7K930	1-55
5K262	1-47	7K931	1-55
5K979	1-51	7K932	1-55
5K981	1-51	7K963	1-49
5K983	1-51	8J014	1-41
6D312	1-7	8J791	1-7
6D333	1-9	8J792	1-7
6D336	1-6	8J852	1-56
6D338	1-6	9D481	1-55
6J047	1-13	9D482	1-55
6J216	1-13, 1-33, 1-35, 1-55	9D524	1-3, 1-33, 1-35, 1-54
6J340	1-55	9D989	1-45, 1-47
6J765	1-6	9J400	1-13
6J766	1-5, 1-6	9J629	1-59
6J816	1-3	9K740	1-48
6J819	1-4		
6J820	1-4		
6J821	1-4		
6J825	1-3		
6J999	1-59		
6K921	1-3, 1-7		
6K970	1-9		
712099	1-6		
716000809	1-33, 1-35		
7C076	1-3		
7C120	1-3		
7D062	1-4		
7J002	1-4		
7J003	1-4		
7J006	1-3		
7J011	1-4		
7J012	1-4		
7J013	1-3, 1-4		
7J049	1-55		
7J067	1-54, 1-56		

Instructions for Ordering Parts

**** Repair parts must be ordered through an authorized dealer ****

DEALER INSTRUCTIONS FOR ORDERING PARTS FROM LANDOLL PARTS DISTRIBUTION CENTER

PHONE #: 800-423-4320 OR 785-562-5381

FAX #: 888-527-3909

ORDER ONLINE: Dealer.landoll.com

DATA PLATE

See Figure 14-1 for the Data Plate, which lists the model and serial number of the equipment. It is located on the rear of the frame right of center of the X-Fold Pulverizer.

SERIAL NUMBER NOMENCLATURE

The following information will help decode the Landoll serial number.

PXD22000100 = xxmysssss

xx	= model series (i.e. "PX" for all Pulverizers)
m	= month of manufacture (ex. "D" means April. The letter I is not used.)
yy	= last digits of the year manufactured (ex. "22" means 2022)
sssss	= Sequential number used to track warranty and service information.




Figure 4-1: Data Plate

Manuals for XL28 - XL 36 Pulverizer (Folding)

Manual Number	Manual Type
F-791	Operator's Manual
F-790	Parts Manual

Document Control Revision Log:

Date	Form #	Improvement(s): Description and Comments
03/2015	R0	Initial Release
05/2022	F-790-0522	ECN 42984 - Hydraulic Cylinders Updated ISO logos to ISO 9001:2015 (Revised 04/2024)
06/2024	F-790-2406	ECN 49750 - Add Decals: QR Code, FEMA, 20 mph *Revision Format "Year/Month"



intertek

Equipment from Landoll Company, LLC is built to exacting standards ensured by ISO 9001:2015 registration at all Landoll manufacturing facilities.

XL Pulverizer Models XL28-36 Parts Manual

Re-Order Part Number F-790

LANDOLL COMPANY, LLC

1900 North Street

Marysville, Kansas 66508

(785) 562-5381

800-428-5655 ~ WWW.LANDOLL.COM



Copyright 2024. Landoll Company, LLC

“All rights reserved, including the right to reproduce this material or portions thereof in any form.”

