



850XT

EXTENDABLE DETACH



**The Most Multi-Purpose Trailer
Landoll Has Ever Built...**




PROVEN SOLUTIONS FOR YOUR HAULING NEEDS!
1-800-428-5655 | www.landoll.com/trailers



850XT Extendable Deta



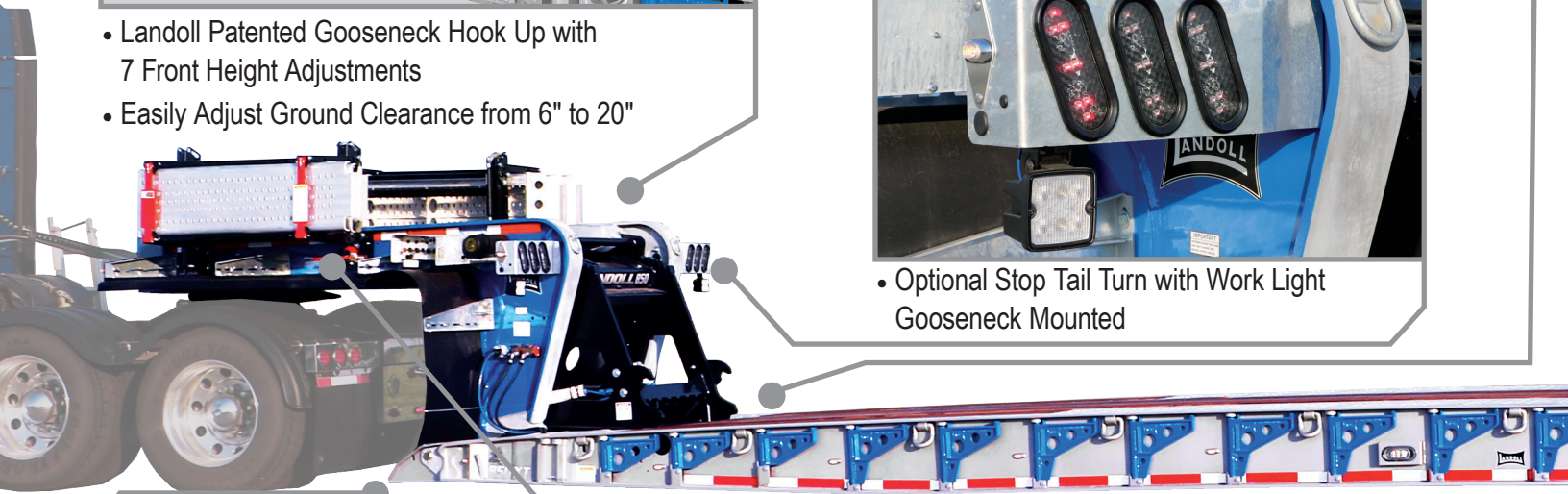
- Landoll Patented Gooseneck Hook Up with 7 Front Height Adjustments
- Easily Adjust Ground Clearance from 6" to 20"




- Storage Between Main Frame at Front of Lower Deck with Weight Bearing Lockable Lids



- Optional Stop Tail Turn with Work Light Gooseneck Mounted



- Low Load Angle and Engineered Trunnion Structure for Easy Low Clearance Loads
- Pin-On Assist Ramp
- Traction Bars and Keyhole Tie Downs on Approach



- Lift Assist Storage Rack for Optional Bus Ramps



- Angled D-Rings, 12" Swing-Out Outriggers, Secondary Locations for Hydraulic Quick Couplers
- Hot-Dipped Galvanizing Option


Trailer - Features / Options




- Dropped Wheel Bolster




- Extendable Trailer with Two Length Options: 48' and 53'
- 4 Position Extendable Lower Deck: Closed, 2½', 5', or 8' Lock Positions




- Additional 17' of Deck Space on Loadable Trunnion
- Full Length Recessed Boom Trough
- Three Mounting Locations for Hydraulic Winches – Gooseneck, Front, and Rear of Trunnion



- User-Friendly Rear Control Panel with 7 Rear Height Adjustments, Enhanced Work Lights, and Extendable Locks
- Remote Control Option for Winches



- Ramp Filler with Adjustable Slope Ramp for Safe Transition to Trunnion



- Rear Ramp Brackets, Air / Electrical Couplers
- Four Light Combo – High Visibility LED Lights, Stop Tail Turn Strobe (STD)
- 2" Hitch Receiver with 7-Blade Electrical Outlet for Additional Lighting Needs

STANDARD & OPTIONAL EQUIPMENT / FEATURES

Model 850XT Extendable Detach Trailer

S=Standard O=Optional

MODEL 850XT	50 TON	100,000 lb
MAIN FRAME		
- Fabricated Box Beam, 100,000 Yield PSI Flange	S	
- Capacity 53' - 100,000 lbs in 16' (Capacity Reduces During Extending)	S	
KINGPIN SETTING		
- 15" Pin Setting - 84" Swing Clearance	S	
CROSSMEMBERS		
- 6" High Tensile I-Beams on 21" Centers	S	
- Extra Crossmembers	O	
GOOSENECK, DECK AND ACCESSORIES		
- 12" Outriggers for 24' Main Deck	S	
- Quarter Front Bolster with Quick-Lift Drive Over Ramp	S	
- Chain and Block Box at Rear of Main Deck Between Main Beams	S	
- Boom Trough, 7 Prong Blade Electric Outlet at Rear for Accessory Lighting	S	
- Weight Bearing Bolsters Between Axles with Storage	S	
- 42" Deck, with Loading Angle, Behind Rear Axle	S	
- Air Outlets, Rear Frame (Gooseneck Optional)	S	
- Gooseneck Bed Assembly, Aluminum or Steel	O	
- Gooseneck Aluminum Cover Plate	O	
- Battery Back-Up for Detached Lighting	O	
- Bolt-On Chain and Binder Rack Between Lock Arms	O	
- Gooseneck Mud Flaps	O	
- Gooseneck Tail Light and Work Lights	O	
- Fenders for Gooseneck	O	
- 20,000 / 30,000 lb Winch In-Deck Mount (Mid and / or Rear), Gooseneck Mounted	O	
- Bus Ramps - Front and Rear Combination (4 Pieces)	O	
- Shock Straps	O	
- Air Lift on 2nd or 3rd Axle	O	
DECK AND FEATURES		
- 102" Wide	S	
- Apitong in Track Area	S	
- Landoll Hoses and Components Certified to -40°F	S	
- Center Filled Wood Deck - Apitong	O	
LOADED GROUND CLEARANCE		
- 6"	S	
LOADED DECK HEIGHT		
- 22"	S	
TIE DOWNS / CHAIN GOTCHAS		
- Perimeter Outer Flange Keyhole Gotchas	S	
- Center Main Deck Keyhole Tiedowns - 21" Centers	S	
- (33) Total - Angled and Flush Mounted D-Rings	S	
- Neck: D-Rings 2 Each on Main Frame Rear Flush Mounted	S	
- Trunnion: D-Rings 2 Each Flush Mounted Front and Rear on Top of Inner Beams, 1 Each Angled on Bolsters Between Axles	S	
- Lower Deck: Web Mounted on 42" Centers	S	

MODEL 850XT	50 TON	100,000 lb
STORAGE AREA		
- (1) Located Rear of Lower Deck	S	
- (1) Located Behind Rear Axle	S	
- Easy Access Side Door Storage in Bolsters	S	
- Single or Dual Load Bearing Tool Boxes Located at Front of Lower Deck	O	
SUSPENSION / AXLES		
- DEXTER Air Ride with 25,000 lb Capacity Axles	S	
- (3) 25,000 lb Axles, Dual Tire, Oil Bath Bearings	S	
- 60" Axle Spacing	S	
- Centralized Grease System	S	
- Automatic Slack Adjusters - All Axles / Drum Brakes	S	
- Air Raise and Lowering Valve with Quick Dump	S	
- Air-Weigh Scale Options	O	
- Right Weigh Scale	O	
BRAKES		
- 12.25x7.5 Full Air with Spring Brakes ABS, 4S2M	S	
- Air Disc Brakes	O	
TIRES		
- Continental HTR2 235/75R17.5	S	
- 235/75R17.5 Double Coin on 17.5x6.75 Tubeless Rims	O	
- Meritor / PSI Tire Inflation	O	
HYDRAULIC HOOK UP		
- Quick Couplers 2,500 PSI - 20 GPM at Controls, 50 GPM Max	S	
LIGHTS		
- Grote Clear Lens LED with Shock Absorbing Surround (10 Year Warranty)	S	
- Grote "Xtreme" Wiring Harness (7 Year Warranty)	S	
- Strobe Light Package in Bumper	S	
- Gooseneck Mounted Work Lights	O	
- Trunnion Lighting	O	
FINISH / COLOR		
- Steel Grit Shot Blast to Bright Metal	S	
- Zinc Rich Powder Primer	S	
- TGIC Polyester Powder Coat	S	
White, Black, Yellow, Blue, Red, Green, Sapphire Blue, Metallic Gray		
- Galvanizing	O	
WEIGHT (BASE)		
- 48' - TBD	S	
- 53' - 24,000 lb (+/- 3%)	S	
ESTIMATED WEIGHTS		

Pictures and content may include optional equipment and/or standard features that may not be standard on all models. Specification and design subject to change without notice. Weights and measurements are best estimates and should not be treated as actual. There are other features and optional equipment available. If you have any questions, consult the factory. Capacity ratings are frame capacities only. Actual load capacities may be restricted by factors such as gross axle weight ratings (GAWR) or state and federal regulations.



1900 North Street |

Marysville, KS 66508 |

Phone: 785-562-5381 |

Fax: 888-293-6779

MORE INFO HERE

CALL 1-800-428-5655

REMEMBER: QUALITY IS ALWAYS A BARGAIN!

