



**Model 5532
Grain Drill
Parts Manual**



LANDOLL COMPANY, LLC

1900 North Street

Marysville, Kansas 66508

(785) 562-5381

800-428-5655 ~ WWW.LANDOLL.COM

Instructions for Ordering Parts

**** Repair parts must be ordered through an Authorized Dealer ****

DEALER INSTRUCTIONS FOR ORDERING PARTS FROM LANDOLL PARTS DISTRIBUTION CENTER

Phone #: 800-423-4320 or 785-562-5381

Fax #: 888-527-3909

Order online: dealer.landoll.com

SERIAL NUMBER PLATE

The Serial Number Plate, which lists the model number and serial number, is located on the front of the hitch

See Figure 1-1

SERIAL NUMBER NOMENCLATURE

The following information will help decode the 5532 GD serial number

55H2600100 = xxmysssss

The 5532 GD series QR code decal, may be scanned to link to the most current manuals, located on the front of the frame *See Figure 1-1*.

xx	= model series (i.e. 55 for Grain Drill, Fold)
m	= month of manufacture (ex. "H" means October. The letter I is not used.)
yy	= year manufactured (ex. "26" means 2026)
sssss	= Sequential number used to track warranty and service information.

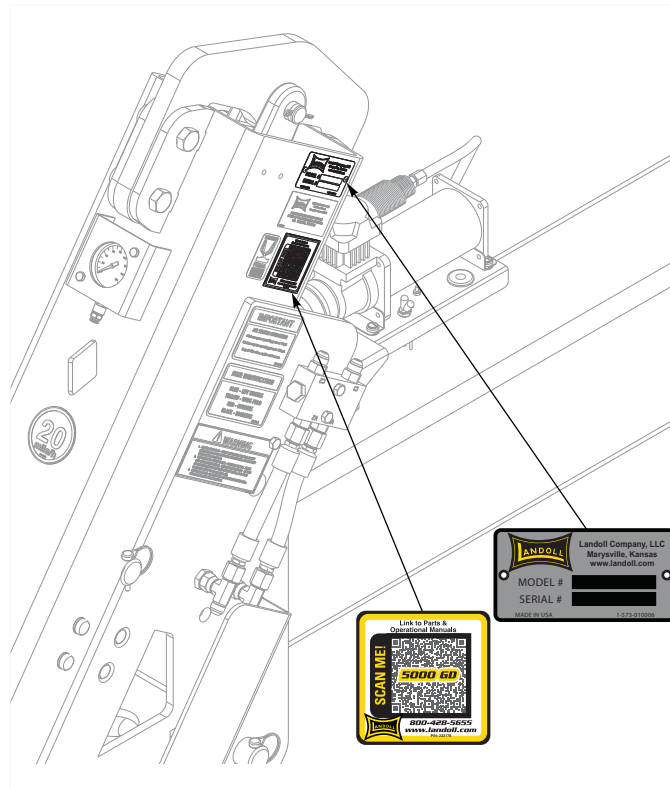


Figure 1-1: Serial Number Plate and QR Code Decal Location

Manuals for 5532 Grain Drill

Manual Number	Manual Type
F-1193	Operator's Manual
F-1194	Parts Manual

Table of Contents

1 Hitch Assemblies

Hitch Assembly Front	1-1
Hitch Assembly Lift	1-3
Hub/Spindle Assembly	1-5
Image Name	1-7

2 Frame Assemblies

Frame/Wing Fold Assembly 5532-30'	2-1
Frame/Wing Fold Assembly 5532-40'	2-3
Transport Lock Assembly	2-5
Wing Wheel Assembly	2-7
Drive Wheel Assembly	2-9
Seed Drive Clutch Assembly	2-11
Seed Drive Assembly	2-13
Fertilizer Drive Assembly	2-15

3 Box Assemblies

Opener Bar- Walkboard-Seed Box Assembly, Center 5532-30'-40'	3-1
Opener Bar- Walkboard-Seed Box Assembly, Right 5532-30'	3-5
Opener Bar- Walkboard-Seed Box Assembly, Left 5532-30'	3-9
Opener Bar- Walkboard-Seed Box Assembly, Right 5532-40'	3-13
Opener Bar- Walkboard-Seed Box Assembly, Left 5532-40'	3-17
Seed Box Assembly, Grain W/O Fertilizer	3-21
Box Assembly, W/O Fertilizer	3-23
Box Assembly, Right, W/O Fertilizer	3-25
Box Assembly, Left, W/O Fertilizer	3-29
Seed Box Assembly W Fertilizer	3-33
Box Assembly, W Fertilizer	3-35
Box Assembly, Right, W Fertilizer	3-39
Box Assembly, Left, W Fertilizer	3-43
Fill Shield Assembly	3-47
Seed Meter Assembly	3-49
Seed Meter Assembly, Right (1 of 2)	3-51
Seed Meter Assembly, Right (2 of 2)	3-53
Seed Meter Assembly, Left	3-55
Seed Meter Housing Assembly	3-57
Seed Shaft Bearing Assembly	3-59
Seed Rate Adjust Assembly, Left	3-61
Ladder Assembly	3-63

4 Small Box Assemblies

Small Seed Box Assembly 5532-30'	4-1
Small Seed Box Assembly 5532-40'	4-5
Small Seed Box Assembly, Right	4-9
Small Seed Box Assembly, 7-1/2" SP	4-11

	Small Seed Box Assembly, 10" SP	4-13
	Seed Shaft Bearing Assembly, Right	4-15
	Seed Shaft Bearing Assembly, Left	4-17
5	Opener Assemblies	
	Opener Assembly, Air	5-1
	Opener Assembly, Electrical	5-3
	Air Compressor Assembly	5-5
	Manifold Assembly, Air Relief	5-7
	Manifold Assembly	5-9
	Opener Assembly, Air	5-11
	Press Wheel Assembly	5-13
6	Hydraulic Assemblies	
	Hydraulic Assembly, Lift, Front	6-1
	Hydraulic Assembly, Lift, Rear	6-3
	Hydraulic Assembly, Fold	6-5
	Hydraulic Assembly, Opener, Center	6-7
	Hydraulic Assembly, Opener, Wings	6-9
	Cylinder Assembly, 4 x 24	6-12
	Cylinder Assembly, 4 x 10	6-13
	Cylinder Assembly, 4 x 20	6-14
	Cylinder Assembly, 2-1/2 x 8 (Prince)	6-15
	Cylinder Assembly, 2-1/2 x 8 (Midway)	6-16
	Cylinder Assembly, 3 x 8 (Prince)	6-17
	Cylinder Assembly, 3 x 8 (Midway)	6-18
	Cylinder Assembly, 3-1/2 x 6	6-19
	Cylinder Assembly, 2-1/2 x 20	6-20
7	Electrical	
	Electrical Assembly W/LED Lights	7-1
8	Monitor Assemblies	
	Drill Monitor Loup Assembly, Mini	8-1
	Drill Monitor Loup Assembly, Elite	8-3
9	Decals	
	Decals	9-1
10	Options	
	Agitator Assembly, 5532-30'	10-1
	Agitator Assembly, 5532-40'	10-3
	Agitator Assembly, 5532-40' (40' x 10")	10-5
	Scale Mount Assembly (10K)	10-7
	Scale Mount Assembly (4K)	10-9
	Point Row Clutch Assembly	10-11
	Point Row Clutch Electrical Assembly	10-14
	Marker Assembly, Mount & Stand	10-15
	Marker Assembly, Mount & Stand	10-17

Marker Assembly, Marker Blade	10-19
Marker Assembly, Hydraulic	10-21
Rear Tow Hitch Assembly	10-23

11 Glossary

12 Index

Hitch Assemblies

Hitch Assembly Front

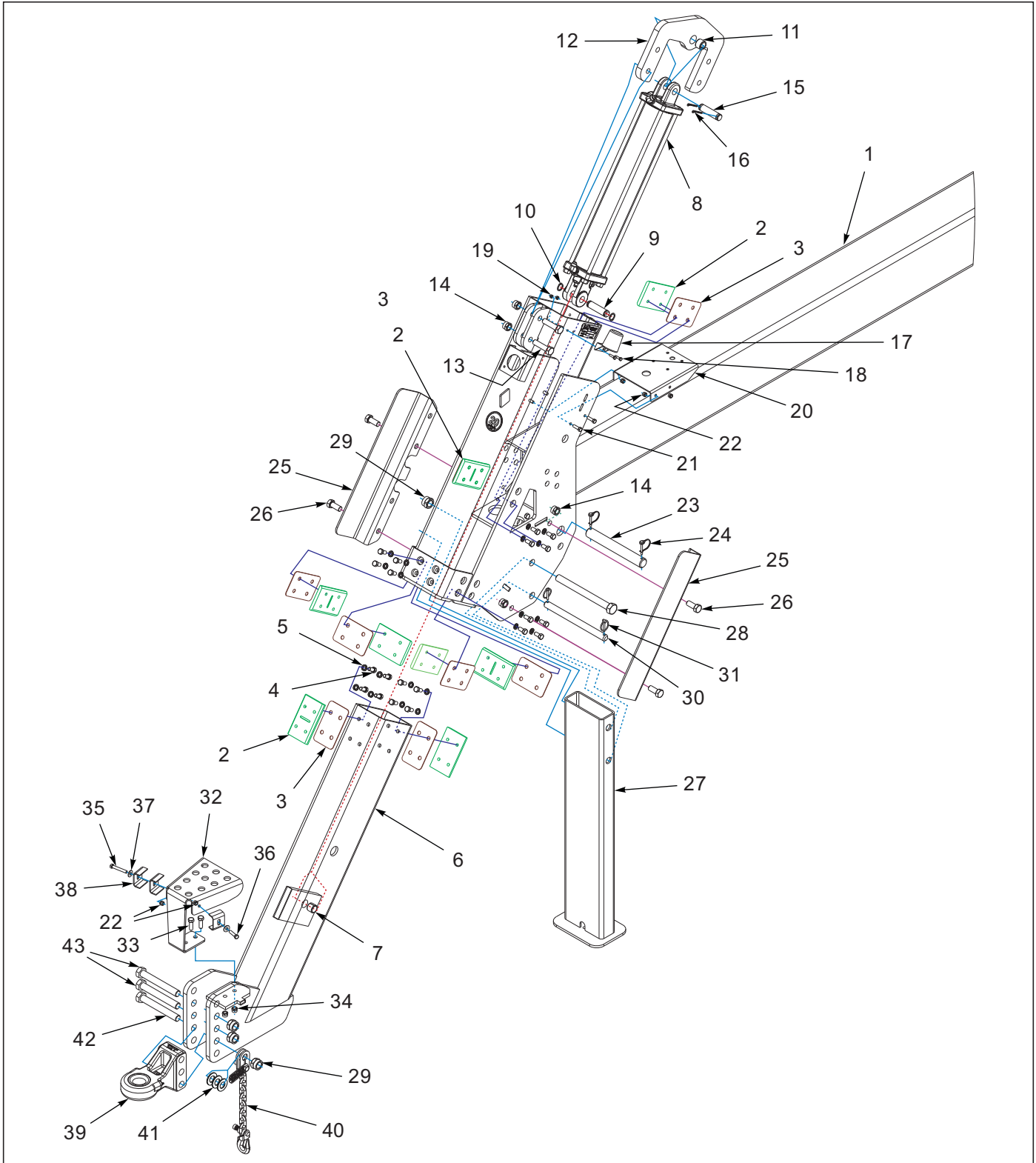


Figure 1-1: Hitch Assembly Front

Hitch Assembly Front

ITEM	PART NUMBER	DESCRIPTION	QTY.
1	252744	HITCH, WLDMT 30'	1
1	252745	HITCH, 40	1
2	143916	PLATE, SLIDE	8
3	151533	SHIM, HITCH SLIDE	8
4	1-654-010055-01	SCR,HX CP 1/2-13UNCX1 GR5	32
5	1-861-010034-13	WASHER, LKG HLCL SPR, 1/2	32
6	252860	HITCH, TELESCOPING	1
7	2-150-010008	BUSHING 1-1/4ODX1IDX1 STEEL	1
8	1-242-010172-3	CYL HYD 4X24 3000PSI	1
9	154853	PIN, 1" X 4"	1
10	1-630-010021-03	RING, RETAINING 1.0 HD	2
11	192890	BUSHING 1-3/8ODX1 IDX1 STEEL	1
12	208204	MOUNT, HITCH CYLINDER	1
13	1-654-010061-09	SCREW HX CP 3/4-10UNCX3 GR5	4
14	1-512-010005-15	NUT,HEX,SLFLKG GRB 3/4-10	8
15	190400001	CYLINDER PIN 3-1/2 IN	1
16	106120	COTTER PIN #220001504	2
17	2-368-010287	HARNESS, STOR-A-WAY	1
18	1-654-010047-06	SCREW,HX CP 1/4-20UNCX1 GR5	2
19	1-512-010005-01	NUT,HEX,SLFLKG GRB 1/4-20	2
20	252868	MOUNT, AIR COMPRESSOR	1
21	1-654-010051-06	SCREW,HEX CAP 3/8-16UNCX1-1/4	4
22	1-512-010005-05	NUT, HEX, SLFLKG GRB 3/8-16	6
23	144357	PIN, 1-1/2 X 11-1/2	1
24	70592442	PIN,SNAPPER	2
25	250495	SHIELD, HYD HOSE	2
26	1-654-010061-04	SCREW,HX CP 3/4-10UNCX1-3/4	4
27	252866	STAND, JACK	1
28	161131	SCREW HX CP 1-8UNC X 11 GR5	1
29	1-512-010005-19	NUT 1-8 HEX SLF-LOCKING GRB	1
30	195594	PIN, 1.0 X 12.75 H2	1
31	70239854	PIN QUICK HITCH	2
32	257318	BRACKET, HOSE HOLDER	1
33	1-654-010055-03	SCREW,HEX CAP,1/2-13UNCX1-1/2	2
34	1-512-010005-09	NUT,HEX,SLFLKG, 1/2-13 GRB	2
35	1-654-010051-11	SCREW HX CP 3/8-16X2-1/2 G5ZP	1
36	1-654-010051-07	SCREW,HEX CAP,3/8-16UNCX1-1/2	1
37	1-861-010032-11	WASHER, FLAT 3/8 W ZP/CD	2
38	2-181-010001	HOSE CLAMP	3
39	189451	HITCH, BALL CAT IV 3-HOLE (SHOWN)	1
39	177032	HITCH, BALL CAT V	1
40	141434	SAFETY CHAIN 21,000LB	1
41	1-861-010032-24	WASHER FL 1IN NARROW ZP	3
42	1-654-010125-22	SCREW HX CP 1-8UNCX8-1/2G8ZP	1
43	153696	BOLT, HITCH CLEVIS	2

Hitch Assembly Lift

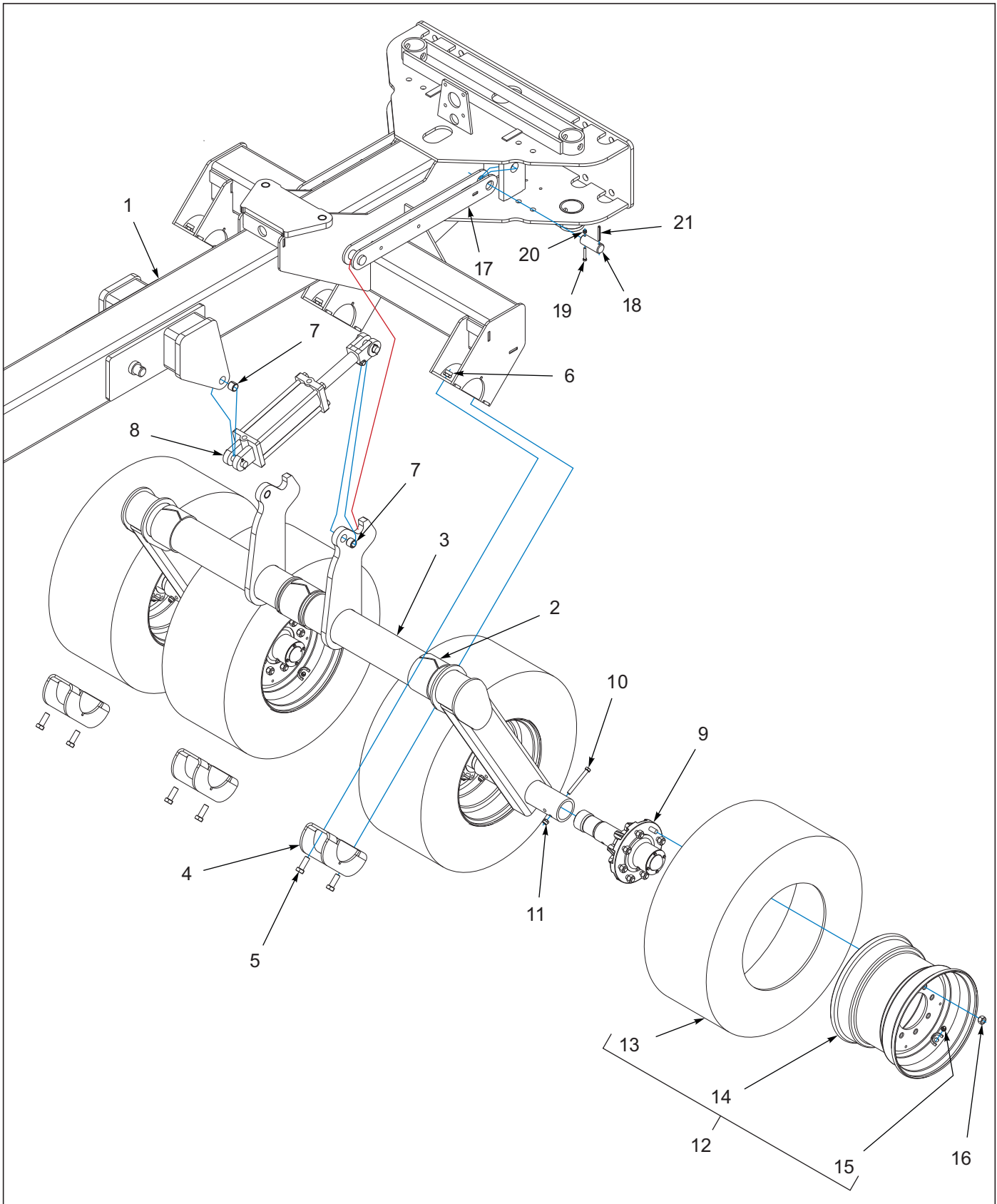


Figure 1-2: Hitch Assembly Lift

Hitch Assembly Lift

ITEM	PART NUMBER	DESCRIPTION	QTY.
1	252744	HITCH, WLDMT 30'	1
1	252745	HITCH, 40	1
2	140519	BEARING, UHMW 4IN	3
3	252747	LIFT, CENTER	1
4	141234	WLDMT, BEARING CAP LIFT	3
5	1-654-010061-05	SCREW,HHC,3/4-10UNCX2,GR5,ZP	6
6	1-512-010005-15	NUT,HEX,SLFLKG GRB 3/4-10	6
7	2-150-010008	BUSHING 1-1/4ODX1IDX1 STEEL	4
8	144321	CYLINDER, 4 X 10	2
9	223440	ASSY, 8 BOLT HUB & SPINDLE (SEE PAGE 1-5)	4
10	1-654-010055-14	SCREW,HX CP,1/2-13UNCX4-1/2G5	4
11	1-512-010005-09	NUT,HEX,SLFLKG, 1/2-13 GRB	4
12	221272	BKT 380 TIRE&WHL ASSY POS 1.5" (INCLUDED ITEMS 13-15)	4
13	221270	BKT TIRE 380/55R 16.5 IMP	4
14	171011	WHL 16.5X12 POS 1.5 OFFST 8BLT	4
15	TR575	VALVE STEM TUBELESS TIRE	4
16	102600	NUT,WHEEL BOLT, 5/8	32
17	144029	LOCK, TRANSPORT WLDMT	2
18	155859	PIN 1-1/2 X 3-3/4	2
19	1-654-010049-09	SCREW,HEX CAP,5/16-18UNCX2GR5	2
20	1-512-010005-03	NUT HEX SLFLKG GRB 5/16-18	2
21	1-647-010004240	PIN,SPRING,SLOTTED,5/16X2-1/2	2

Hub/Spindle Assembly

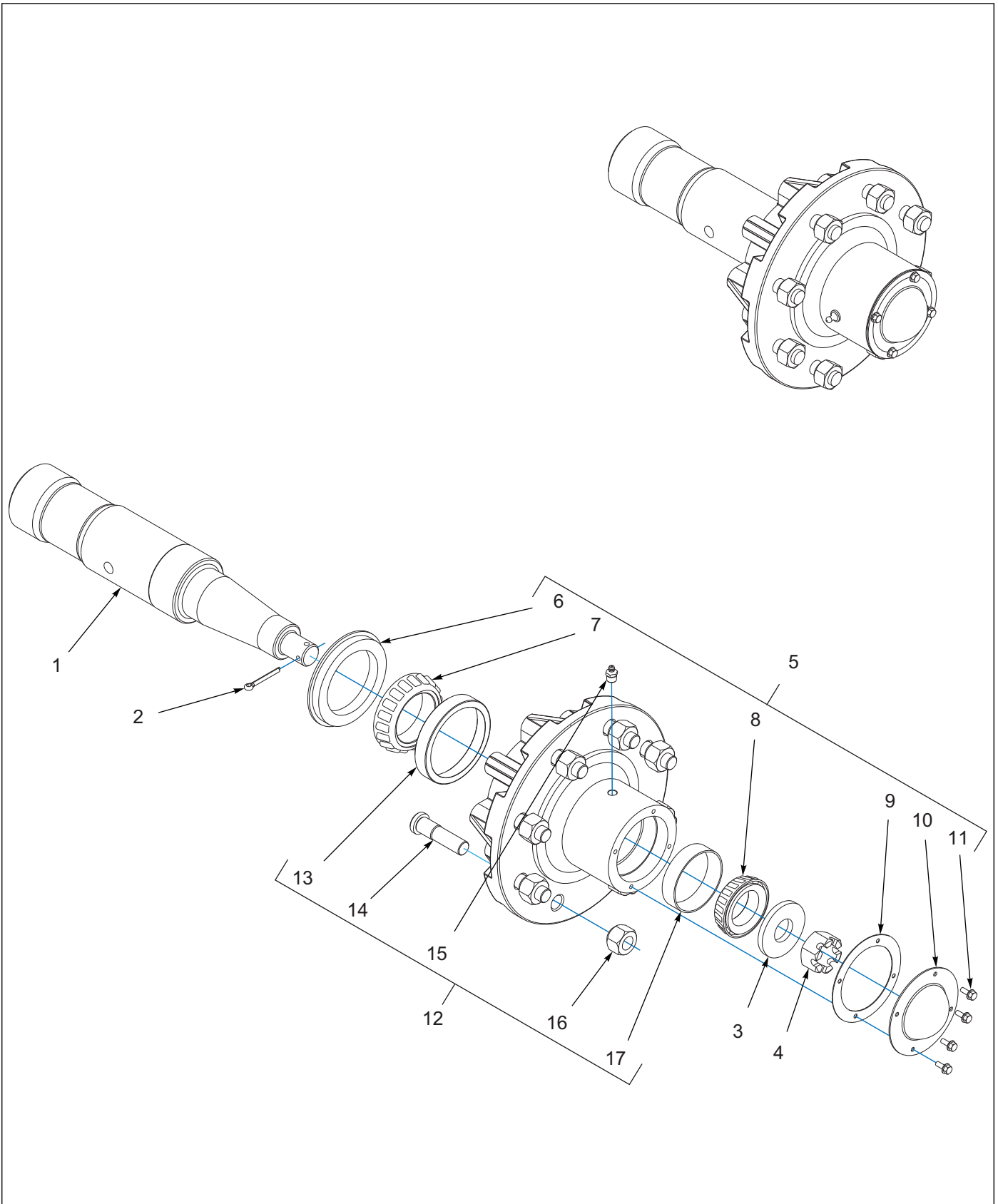


Figure 1-3: Hub/Spindle Assembly

Hub/Spindle Assembly

ITEM	PART NUMBER	DESCRIPTION	QTY.
--	223440	ASSY, 8 BOLT HUB & SPINDLE	
1	156973	SPINDLE 3 X 16-1/2	1
2	1-557-010362-51	PIN, COTTER 3/16X1-1/2	1
3	1-861-010005	WASHER, SPINDLE 1	1
4	1-516-010001-20	NUT, HX SLOT 1-14	1
5	168859	HUB ASSY, EIGHT BOLT (INCLUDES ITEMS 6-12) (SERVICE KIT ONLY)	
6	193089	SEAL, PURGABLE 4 OD X 3 ID	1
7	156979	CONE BEARING - 387AS	1
8	102498	BEARING CONE, OUTER, 1.625	1
9	223439	GASKET, DUST CAP	1
10	223437	DUST CAP, BOLT ON	1
11	223438	SCREW, 10-32X1/2 HEX FLANGE	4
12	223435	HUB ASSY W/ CUPS, GASKET, CAP (INCLUDES ITEMS 13-17)	1
13	111962	OUTER BEARING CUP L20HD#382A	1
14	4001060	HUB 75-8 BOLTS 5/8-18 STUD	8
15	5000	ZERK FITTING 1/8NPT	1
16	102600	NUT, WHEEL BOLT, 5/8	8
17	102604	BEARING CUP, OUTER	1

Image Name

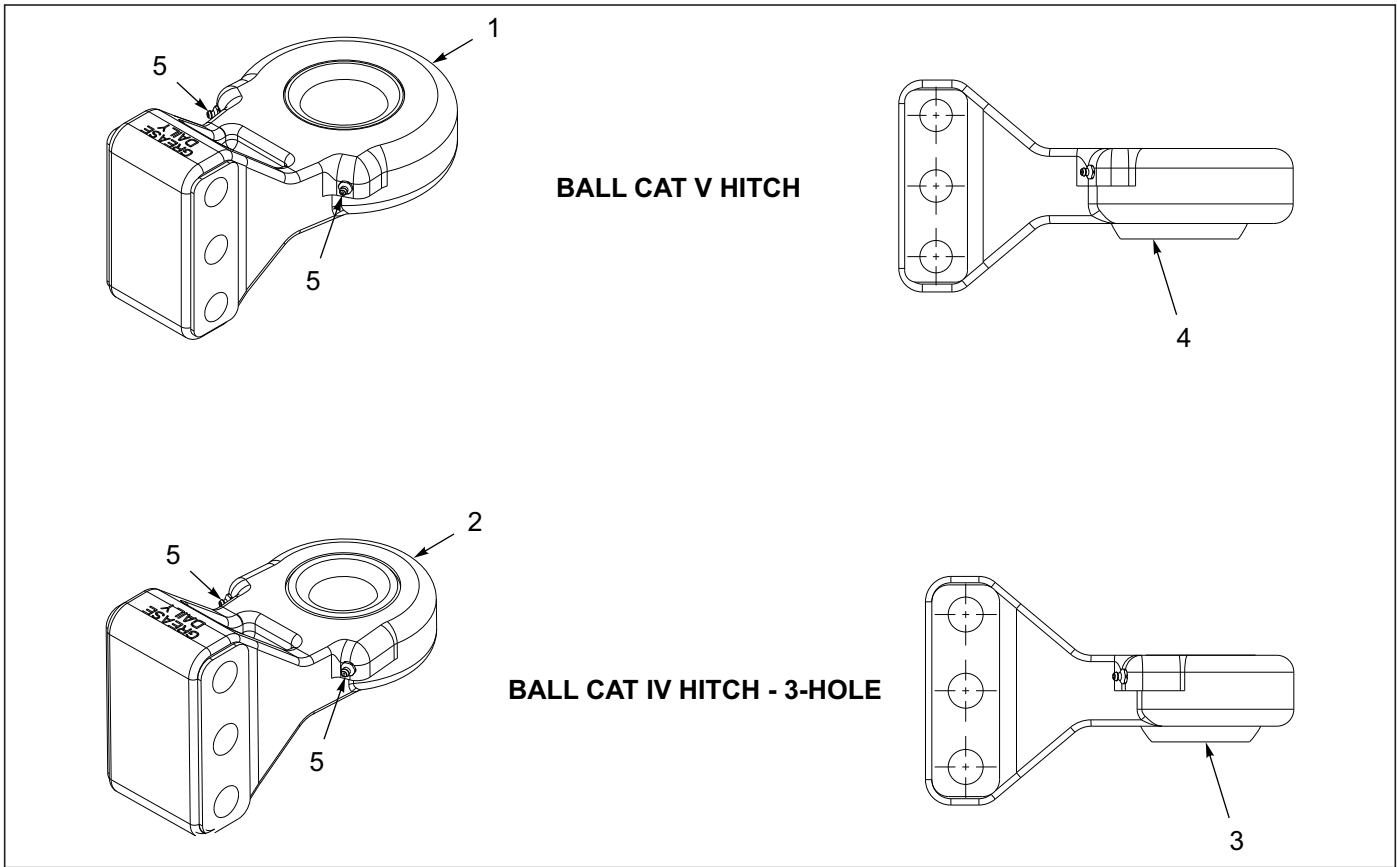


Figure 1-4:

Table Title

ITEM	PART NUMBER	DESCRIPTION	QTY.
1	177032	HITCH, BALL V	1
2	189451	HITCH, BALL CAT IV, 3-HOLE	1
3	189454	BUSHING, SPHERICAL, 2" ID (Standard)	1
3	189453	BUSHING, SPHERICAL 1-1/2 ID	1
4	189468	BUSHING, SPHERICAL, 2-3/4" ID (Standard)	1
4	189467	BUSHING, SPHERICAL 2 ID	1
5	1-298-010001-1	ZERK FITTING 1/4 SAE	1

Frame Assemblies

Frame/Wing Fold Assembly 5532-30'

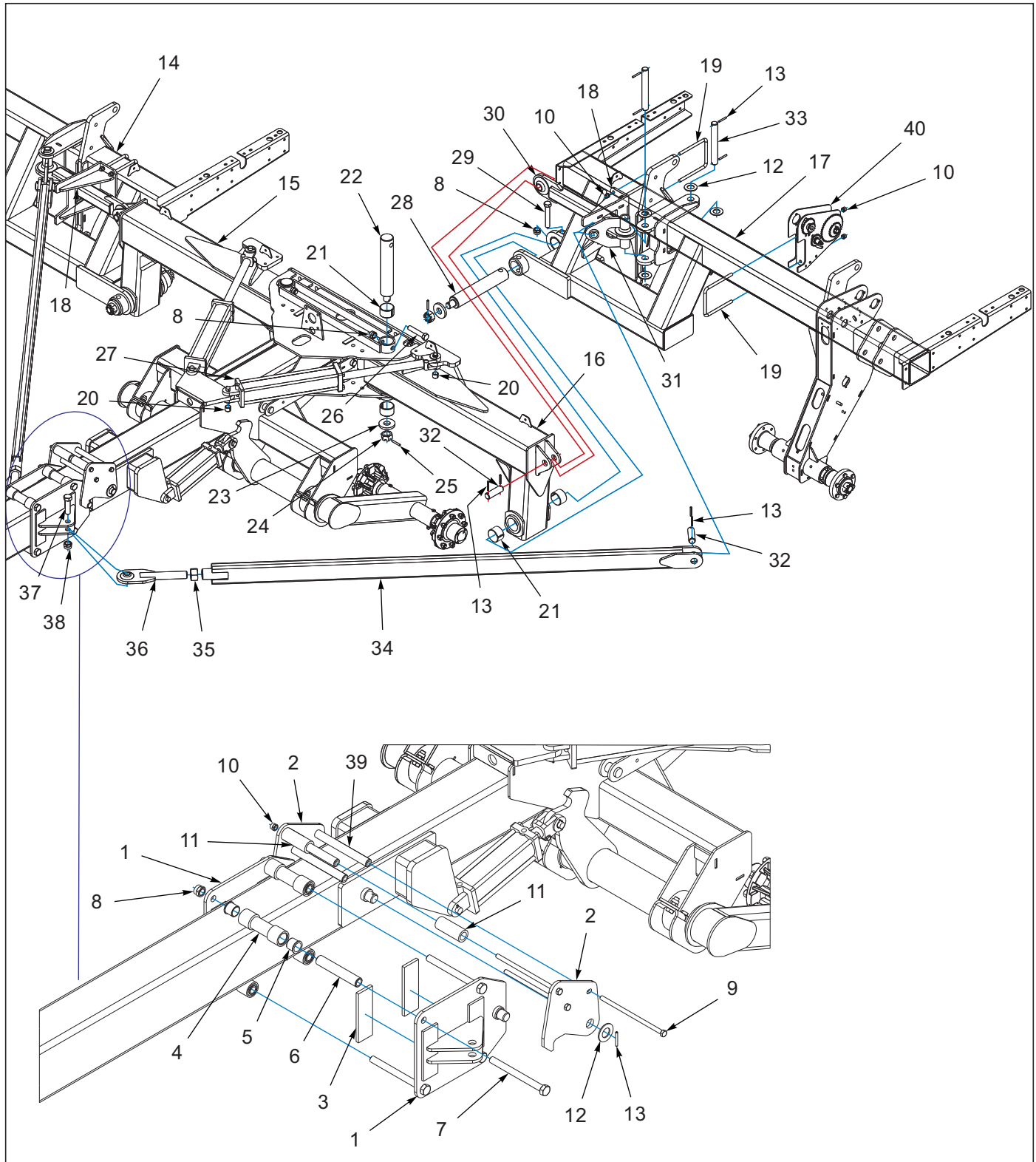


Figure 2-1: Frame/Wing Fold Assembly 5532-30'

Frame/Wing Fold Assembly 5532-30'

ITEM	PART NUMBER	DESCRIPTION	QTY.
1	144009	SLIDE, HITCH WLDMT	2
2	144025	LATCH, WING BRACE	2
3	144012	PAD HITCH SLIDE	4
4	250572	ROLLER, SLIDE CLAMP	4
5	140599	BEARING, FLANGE 1-1/2"	8
6	250571	BUSHING, SLIDE CLAMP	4
7	161131	SCREW HX CP 1-8UNC X 11 GR5	4
8	1-512-010005-19	NUT 1-8 HEX SLF-LOCKING GRB	8
9	174289	SCREW HEX 5/8-11UNCX13 GR5	3
10	1-512-010005-13	NUT,HEX SLFLKG GRB 5/8-11	11
11	2-150-010200	BUSHING,LVLG LINKAGE, 2220F	2
12	1-861-010032-32	WASHER FLAT ZP/CD 1-1/2	10
13	1-647-010004240	PIN,SPRING,SLOTTED,5/16X2-1/2	10
14	252748	FRAME, WING RT 30'	1
15	252752	FRAME, INNER WING RT 30'	1
16	252753	FRAME, INNER WING LT 30'	1
17	252749	FRAME, WING LT 30'	1
18	151534	STOP, FOLD WLDMT	2
19	70593063	U-BOLT	4
20	2-150-010008	BUSHING 1-1/4ODX1IDX1 STEEL	4
21	144341	BUSHING, SPRING 3-1/4X3X2	8
22	144371	PIN, 3 X 18	2
23	144373	WASHER, 3-3/4X1-9/16X1/2	4
24	1-516-010001-27	NUT,HX SLOT 1-1/2-6 ZP	4
25	1-647-010004257	PIN,SPRING,SLOTTED 3/8X2-1/2	4
26	1-654-010065-15	SCREW HX CP 1-8UNCX5 GR5	2
27	142774	CYLINDER 4X20-3000 PSI, BLUE	2
28	144372	PIN, 3 X 18-5/8	2
29	1-654-010065-17	SCREW, HEX CAP, 1-8UNCX6, GR5	2
30	143997	LINK, FLEX WLDMT	2
31	144001	LINK, FOLD WLDMT	2
32	144356	PIN, 1-1/2 X 4-3/4	4
33	144357	PIN, 1-1/2 X 11-1/2	4
34	174468	BRACE ADJUSTABLE WING 30'WLDMT	2
35	159954	NUT HEX 1-3/4-5UNC GR2	2
36	174470	SCREW, WING BRACE WLDMT	2
37	13519	SCREW,HX CP 1-1/8-7X4 GR5 ZP	2
38	141254	NUT,HX SELF-LOCKING 1-1/8-7	2
39	250570	BUSHING, TRANSPORT CLAMP	3
40	144078	DRIVE ASSY, SEED LEFT (SEE PAGE 2-13)	2
40	144077	DRIVE ASSY, SEED RIGHT (SEE PAGE 2-13) (SHOWN)	2

Frame/Wing Fold Assembly 5532-40'

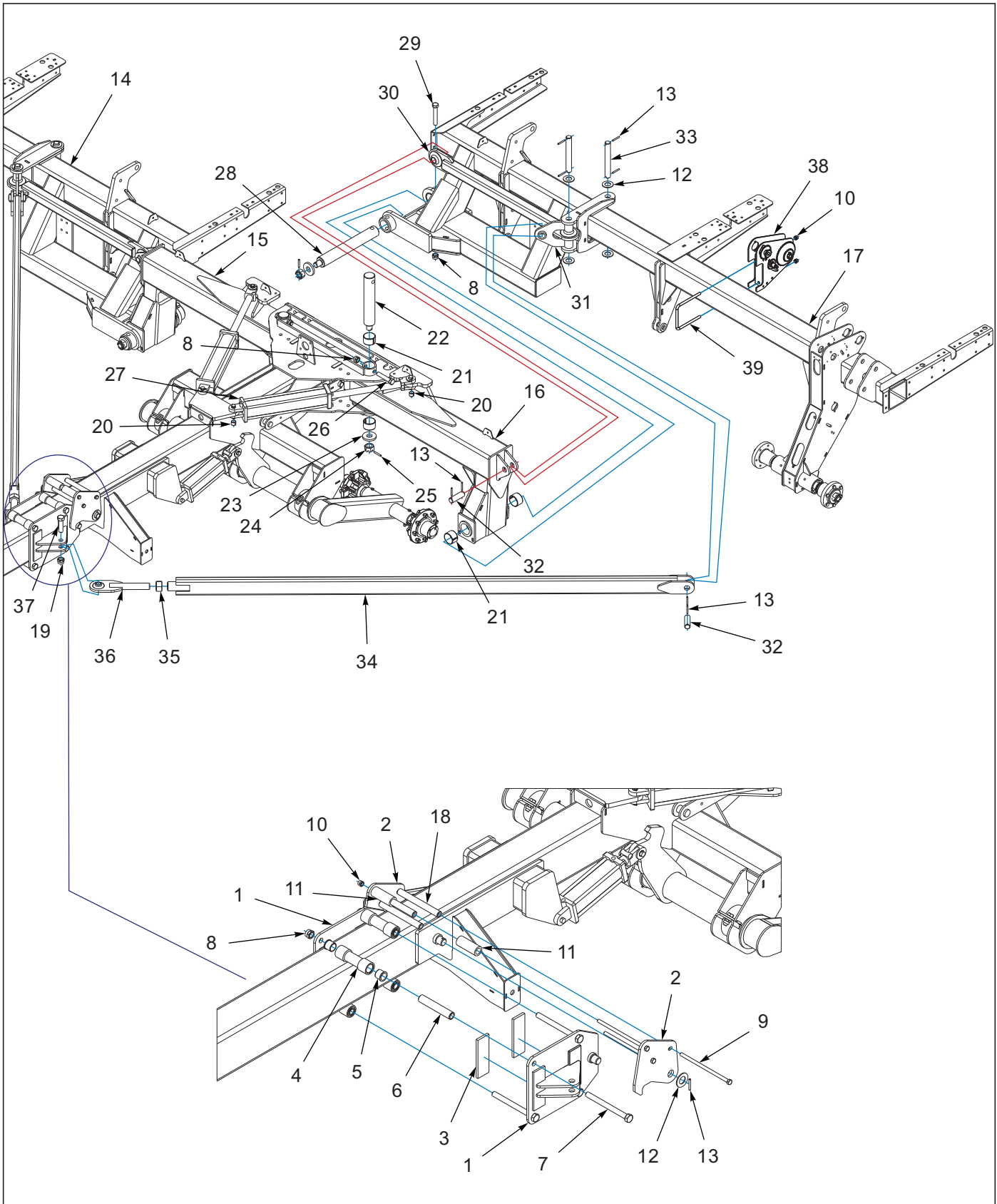


Figure 2-2: Frame/Wing Fold Assembly 5532-40'

Frame/Wing Fold Assembly 5532-40'

ITEM	PART NUMBER	DESCRIPTION	QTY.
1	144009	SLIDE, HITCH WLDMT	2
2	144025	LATCH, WING BRACE	2
3	144012	PAD HITCH SLIDE	4
4	250572	ROLLER, SLIDE CLAMP	4
5	140599	BEARING, FLANGE 1-1/2"	8
6	250571	BUSHING, SLIDE CLAMP	4
7	161131	SCREW HX CP 1-8UNC X 11 GR5	4
8	1-512-010005-19	NUT 1-8 HEX SLF-LOCKING GRB	8
9	174289	SCREW HEX 5/8-11UNCX13 GR5	3
10	1-512-010005-13	NUT,HEX SLFLKG GRB 5/8-11	7
11	2-150-010200	BUSHING,LVLG LINKAGE, 2220F	2
12	1-861-010032-32	WASHER FLAT ZP/CD 1-1/2	10
13	1-647-010004240	PIN,SPRING,SLOTTED,5/16X2-1/2	10
14	252750	FRAME, WING RT 40'	1
15	252754	FRAME, INNER WING RT 40'	1
16	252755	FRAME, INNER WING LT 40'	1
17	252751	FRAME, WING LT 40'	1
18	250570	BUSHING, TRANSPORT CLAMP	3
19	141254	NUT,HX SELF-LOCKING 1-1/8-7	2
20	2-150-010008	BUSHING 1-1/4ODX1IDX1 STEEL	4
21	144341	BUSHING, SPRING 3-1/4X3X2	8
22	144371	PIN, 3 X 18	2
23	144373	WASHER, 3-3/4X1-9/16X1/2	4
24	1-516-010001-27	NUT,HX SLOT 1-1/2-6 ZP	4
25	1-647-010004257	PIN,SPRING,SLOTTED 3/8X2-1/2	4
26	1-654-010065-15	SCREW HX CP 1-8UNCX5 GR5	2
27	142774	CYLINDER 4X20-3000 PSI, BLUE	2
28	154896	PIN, 3 X 23-1/8	2
29	1-654-010065-17	SCREW, HEX CAP, 1-8UNCX6, GR5	2
30	154818	LINK, FLEX WLDMT	2
31	144001	LINK, FOLD WLDMT	2
32	144356	PIN, 1-1/2 X 4-3/4	4
33	144357	PIN, 1-1/2 X 11-1/2	4
34	174469	BRACE ADJUSTABLE WING 40'WLDMT	2
35	159954	NUT HEX 1-3/4-5UNC GR2	2
36	174470	SCREW, WING BRACE WLDMT	2
37	13519	SCREW,HX CP 1-1/8-7X4 GR5 ZP	2
38	144078	DRIVE ASSY, SEED LEFT (SEE PAGE 2-13)	2
38	144077	DRIVE ASSY, SEED RIGHT (SEE PAGE 2-13) (SHOWN)	2
39	70593063	U-BOLT	2

Transport Lock Assembly

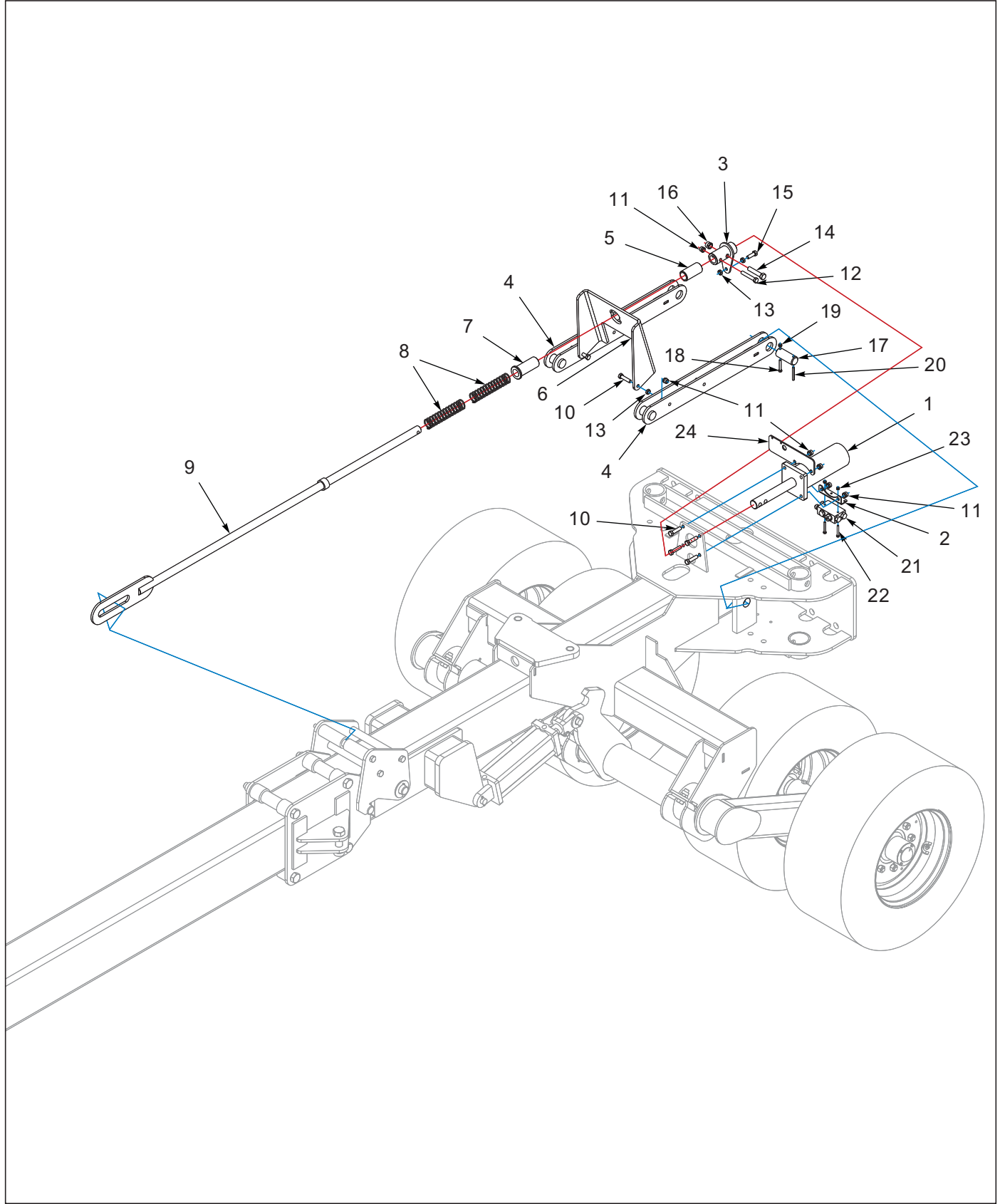


Figure 2-3: Transport Lock Assembly

Transport Lock Assembly

ITEM	PART NUMBER	DESCRIPTION	QTY.
1	140631	CYLINDER 3-1/2X6	1
2	144239	MOUNT, RELEASE VALVE	1
3	144245	COUPLER, TRANSPORT LOCK WLDMT	1
4	144029	LOCK, TRANSPORT WLDMT	2
5	172693	BUSHING, 1.75ODX1.31ID X 3.5L	1
6	254815	BRACKET, TRANSPORT LOCK	1
7	144243	SLEEVE, TRANSPORT LOCK	1
8	144113	SPRING, COMPRESSION 8" L	2
9	172691	ROD, TRANSPORT LOCK 30' WLDMT	1
9	172692	ROD, TRANSPORT LOCK 40' WLDMT	1
10	1-654-010055-05	SCREW,HEX CAP,1/2-13UNCX2 GR5	6
11	1-512-010005-09	NUT,HEX,SLFLKG, 1/2-13 GRB	7
12	1-654-010055-09	SCREW,HX CP,1/2-13UNCX3 GR5	1
13	1-511-010001-05	NUT HEX JAM 1/2-13	3
14	1-654-010059-09	SCREW 5/8-11UNCX3 HX CP GR5	1
15	1-654-010055-03	SCREW,HEX CAP,1/2-13UNCX1-1/2	1
16	1-512-010005-13	NUT,HEX SLFLKG GRB 5/8-11	1
17	155859	PIN 1-1/2 X 3-3/4	2
18	1-654-010049-09	SCREW,HEX CAP,5/16-18UNCX2GR5	2
19	1-512-010005-03	NUT HEX SLFLKG GRB 5/16-18	2
20	1-647-010004240	PIN,SPRING,SLOTTED,5/16X2-1/2	2
21	144138	VALVE, STOP	1
22	1-654-010047-10	SCREW,HX CP,1/4-20UNC X2 GR5	2
23	1-512-010005-01	NUT,HEX,SLFLKG GRB 1/4-20	2
24	255773	MOUNT, AIR MANIFOLD	1

Wing Wheel Assembly

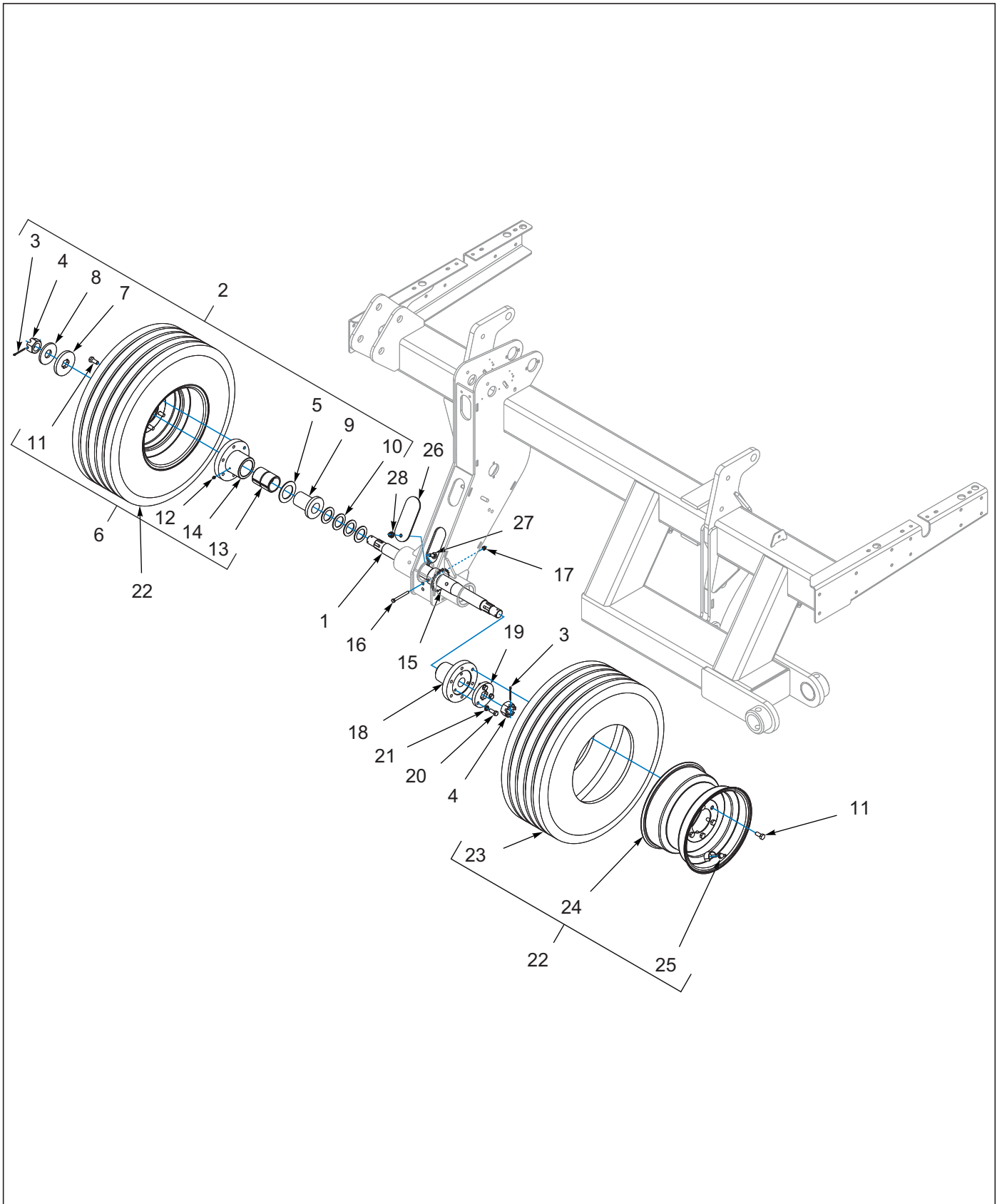


Figure 2-4: Wing Wheel Assembly

Wing Wheel Assembly

ITEM	PART NUMBER	DESCRIPTION	QTY.
1	243763	SPINDLE, DRIVE WHEEL SPLINE	1
2	222365	HUB ASSY, DRIVE WHEEL CLUTCH (INCLUDES ITEMS 3-14)	1
3	1-557-010362-54	PIN, COTTER 3/16X2-1/4	2
4	119118	NUT 1-1/2-12UNF HEX SLOTTEDZP	2
5	222364	WASHER, DRIVE WHEEL HUB	1
6	222366	HUB ASSY, CLUTCH 6-BOLT (INCLUDES ITEMS 11-14)	1
7	222370	DISC, CLUTCH	1
8	222371	SPRING, DISC	1
9	243742	HUB, DRIVE WHEEL	1
10	4J409	MACHINERY BUSHING	4
11	1-104-010001	WHEEL BOLT	12
12	1-298-010001-1	ZERK FITTING 1/4 SAE	1
13	165286	BUSHING SPRING 3X2-1/2X4	1
14	222367	HUB, CLUTCH WLDMT	1
15	199349	SPROCKET, #50X20 2-1/4 BORE	1
16	1-654-010051-15	SCREW HXCP 3/8-16UNCX3-1/2 G5	1
17	1-512-010005-05	NUT, HEX, SLFLKG GRB 3/8-16	1
18	168841	HUB, 6 BOLT	1
19	224575	PLATE, HUB LOCK SPLINE	1
20	1-654-010055-02	SCREW 1/2-13UNCX1-1/4 CP GR5	3
21	1-861-010034-13	WASHER, LKG HLCL SPR, 1/2	3
22	142650	TIRE/WHEEL ASSY 280/70R15 (INCLUDES ITEMS 23-25)	2
23	204384	FIRESTONE RADIAL 280/70R15	2
24	140547	WHEEL, 15 X 10 LB 6 BOLT	2
25	415	VALVE STEM	2
26	238408	COVER, AXLE	1
27	1-654-010070-02	SCREW 1/2-13X1-1/4 RD HD SQNK	1
28	1-510-010003-09	NUT, 1/2-13 FLANGE HD, SERRATED	1

Drive Wheel Assembly

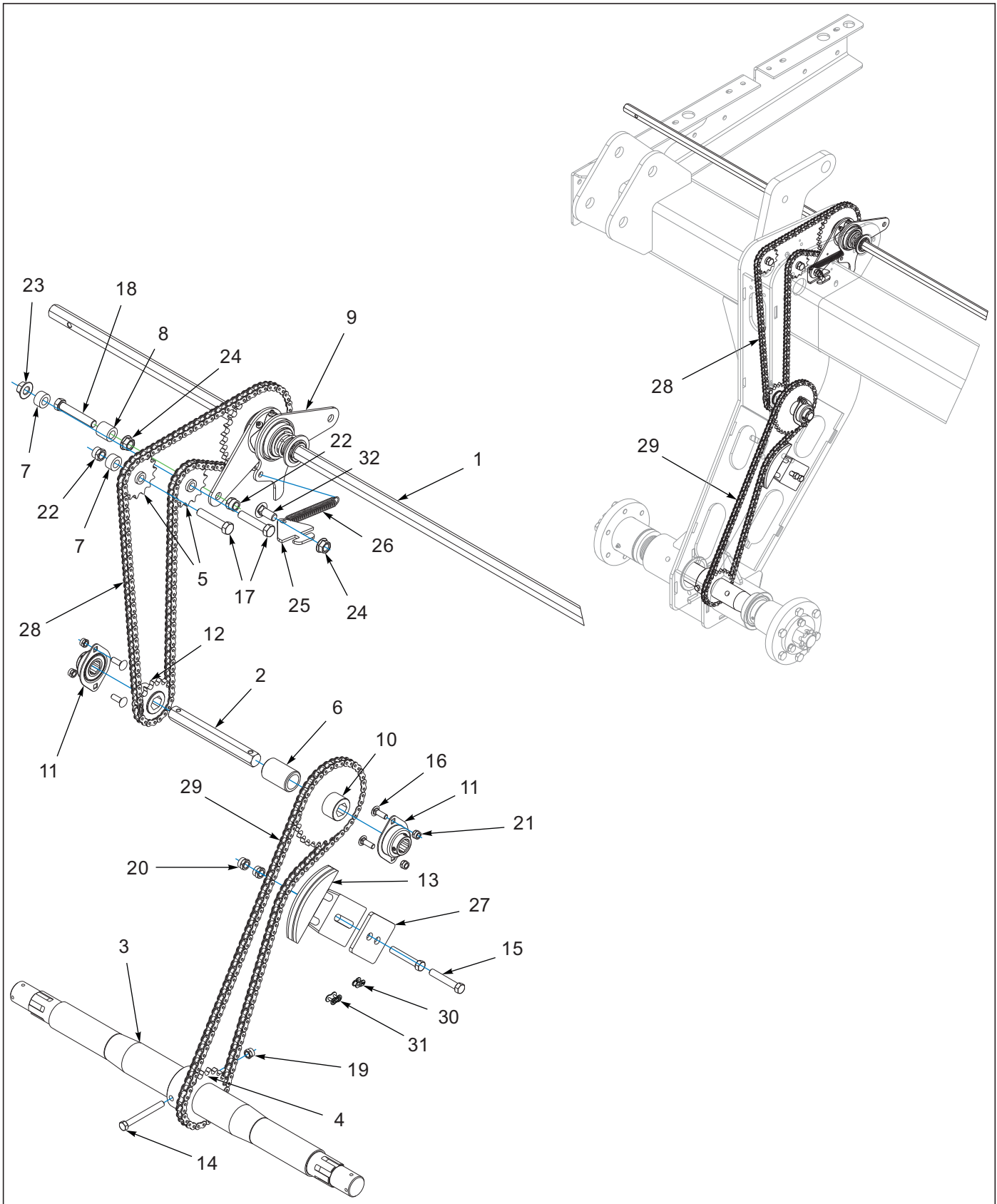


Figure 2-5: Drive Wheel Assembly

Drive Wheel Assembly

ITEM	PART NUMBER	DESCRIPTION	QTY.
1	144181	SHAFT, 7/8 HEX, 73-1/4 L (5532-30' LEFT WING)	1
2	144087	SHAFT, 7/8 HEX X 7-3/4	1
3	243763	SPINDLE, DRIVE WHEEL SPLINE	1
4	199349	SPROCKET, #50X20 2-1/4 BORE	1
5	125796	SPROCKET W/BEARING 15 TEETH	2
6	151529	SPACER, 1-1/2X1-1/16X2-1/4	1
7	144086	SPACER 1 X 9/16 X 17/32	2
8	144183	SPACER 1X9/16X1	1
9	201787	CLUTCH ASSY, SEED DRIVE (SEE PAGE 2-11)	1
10	125720	SPROCKET,TRANS MONOS, 30TEETH	1
11	144060	BEARING .875 HEX BORE, 2-BOLT	2
12	125784	SPROCKET,TRANS MONOS,15 TEETH	1
13	247144	TENSIONER, CHAIN #50	1
14	1-654-010051-15	SCREW HXCP 3/8-16UNCX3-1/2 G5	1
15	247149	SCREW HX CP 7/16-14UNCX2-1/2G5	2
16	104031	SCREW,RDHD,SQNK 5/16-18X1 GR5	4
17	1-654-010055-07	SCREW HX CP 1/2-13UNCX2-1/2	2
18	1-654-010055-09	SCREW,HX CP,1/2-13UNCX3 GR5	1
19	1-512-010005-05	NUT, HEX, SLFLKG GRB 3/8-16	1
20	101988	NUT,HEXSLF-LKG 7/16-14 GRB	2
21	1-512-010005-03	NUT HEX SLFLKG GRB 5/16-18	4
22	1-512-010005-09	NUT,HEX,SLFLKG, 1/2-13 GRB	2
23	172509	NUT,1/2-13 WIDE FLNG TOP LCK F	1
24	1-510-010003-09	NUT,1/2-13 FLANGE HD,SERRATED	2
25	201774	MOUNT, SPRING END	1
26	25021	SPRING, EXT	1
27	252784	SHIM, IDLER 1/4 THK	1
28	172646	ROLLER CHAIN, #50X116P 72-1/2L (INCLUDES ITEM 31)	1
29	213947	ROLLER CHAIN, #50X96P 60L (INCLUDES ITEM 31)	1
30	212784	LINK, OFFSET #50	2
31	129683	LINK, CLIP CONN #50 CHAIN	2
32	1-654-010070-02	SCREW 1/2-13X1-1/4 RD HD SQNK	1

Seed Drive Clutch Assembly

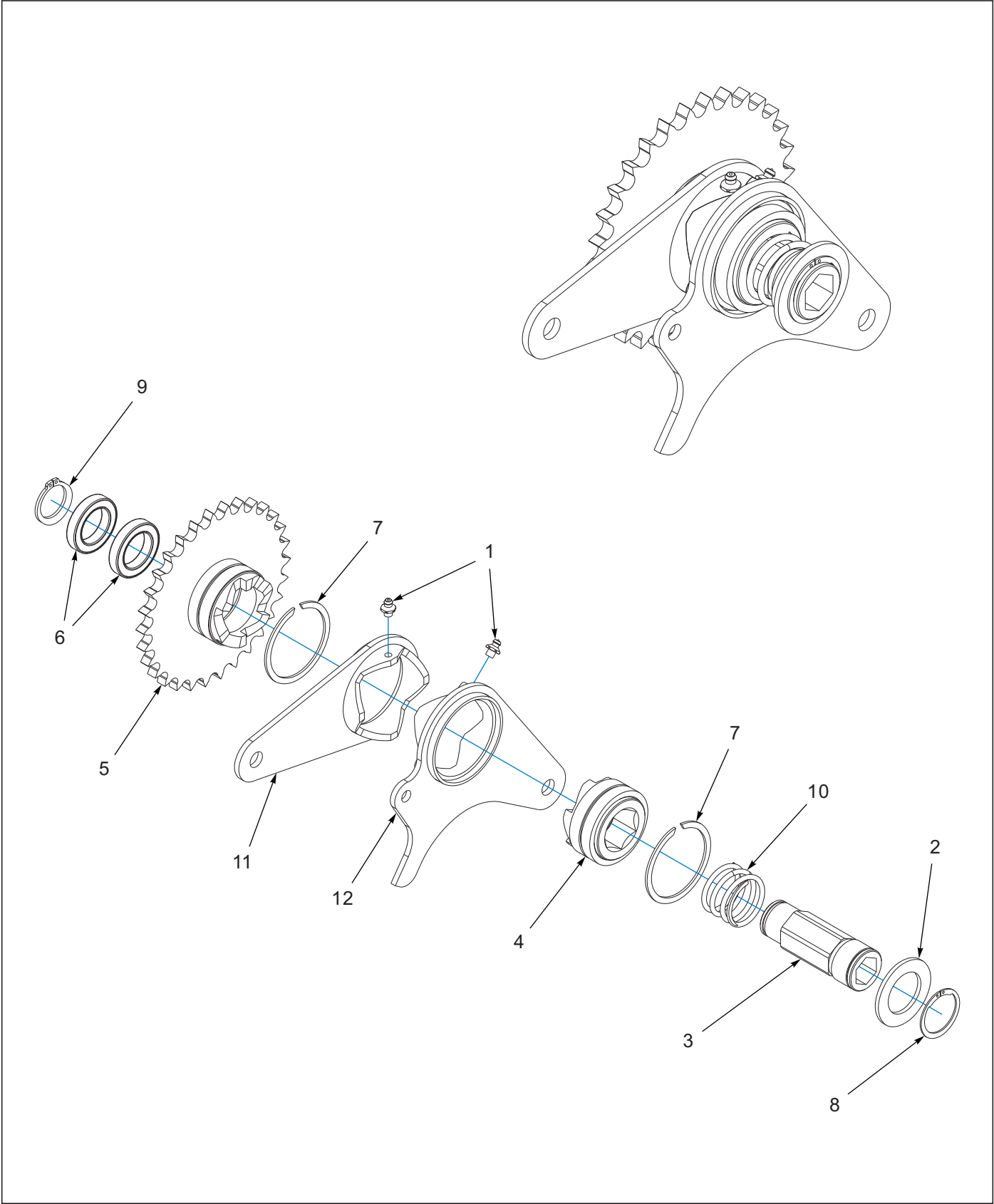


Figure 2-6: Seed Drive Clutch Assembly

Seed Drive Clutch Assembly

ITEM	PART NUMBER	DESCRIPTION	QTY.
--	201787	CLUTCH ASSY, SEED DRIVE	
1	1-298-010001-1	ZERK FITTING 1/4 SAE	2
2	140480	WASHER, TRUNNION	1
3	143947	SHAFT, SEED DRIVE CLUTCH	1
4	143954	CLUTCH DRIVE WLDMT, W/HEX HOLE	1
5	143955	CLUTCH DRIVE WLDMT, W/SPROCKET	1
6	143956	BEARING, SEED DRIVE CLUTCH	2
7	143957	SNAP RING, 2-1/2 SHAFT	2
8	143987	SNAP RING, 1-3/8 SHAFT	1
9	143992	SNAP RING, 1.181 SHAFT	1
10	144049	SPRING, COMPRESSION 2" L	1
11	144050	ARM WLDMT CLUTCH	1
12	201772	ARM WLDMT CLUTCH	1

Seed Drive Assembly

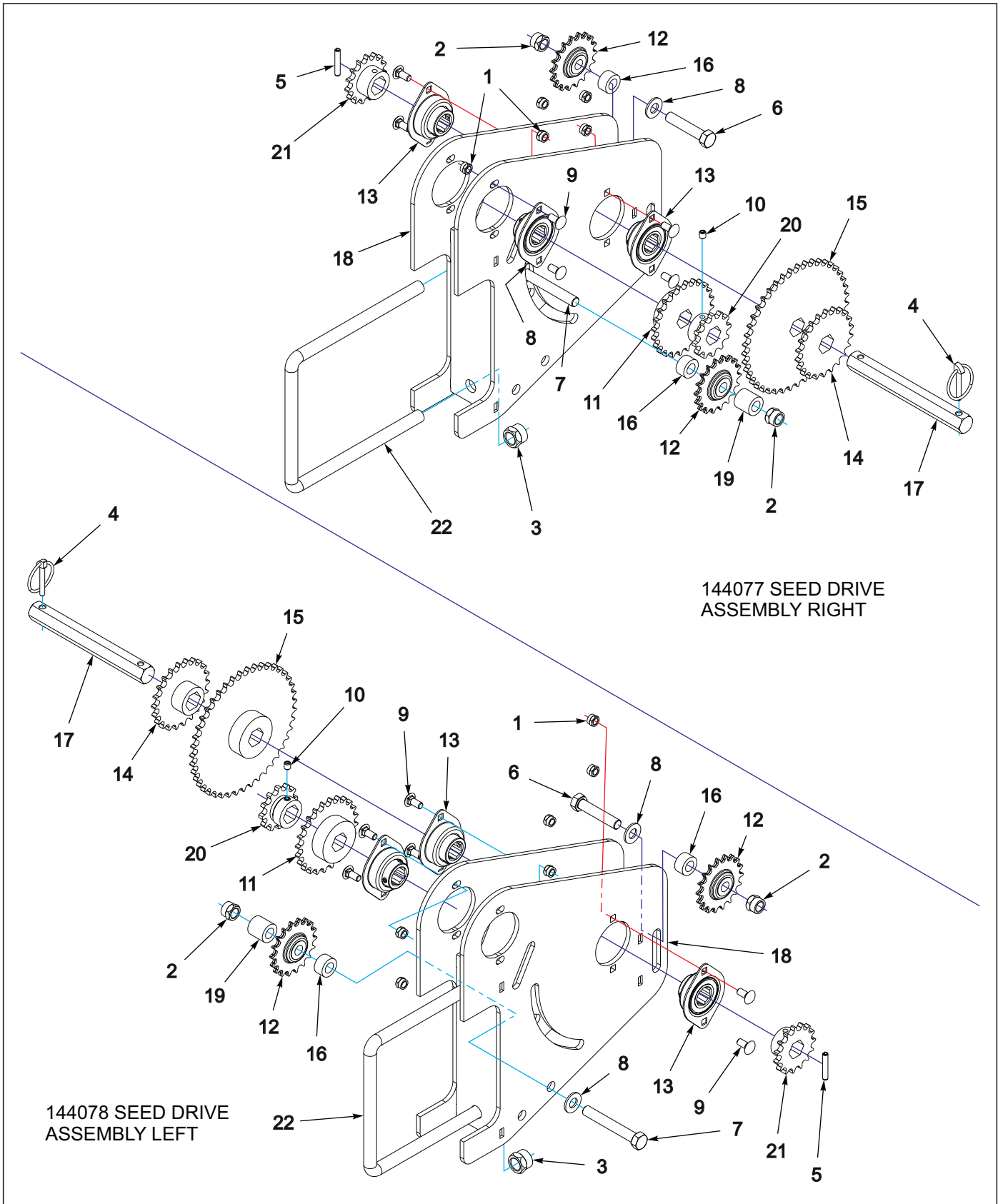


Figure 2-7: Seed Drive Assembly

Seed Drive Assembly

ITEM	PART NUMBER	DESCRIPTION	QTY.
--	144077	DRIVE ASSY, SEED RIGHT	
--	144078	DRIVE ASSY, SEED LEFT	
1	1-512-010005-03	NUT HEX SLFLKG GRB 5/16-18	6
2	1-512-010005-09	NUT,HEX,SLFLKG, 1/2-13 GRB	2
3	1-512-010005-13	NUT,HEX SLFLKG GRB 5/8-11	2
4	1-557-010327	PIN LYNCH 1/4X1-1/4	1
5	1-647-010004217	SPRING PIN, SLOTTED 1/4X1-1/2	1
6	1-654-010055-07	SCREW HX CP 1/2-13UNCX2-1/2	1
7	1-654-010055-11	SCREW,HX CP 1/2-13UNCX3-1/2	1
8	1-861-010032-14	WASHER, FLAT 1/2" N ZP/CD	2
9	105909	SCREW,RDHD,SQNCK,5/16-18X3/4	6
10	107-0975	SCREW SET LOCK 5/16-18X3/8LG	1
11	122825	SPROCKET,TRANS 24T MONOSEM	1
12	122871	SPROCKET,TRANSMISSION IDLER	2
13	144060	BEARING .875 HEX BORE, 2-BOLT	3
14	144082	SPROCKET, TRANS 40X22T	1
15	144083	SPROCKET, TRANS 40X43T	1
16	144086	SPACER 1 X 9/16 X 17/32	2
17	144087	SHAFT, 7/8 HEX X 7-3/4	1
18	144099	MOUNT, SEED DRIVE	1
19	144183	SPACER 1X9/16X1	1
20	151587	SPROCKET, #40 X 12, 7/8 HEX	1
21	151588	SPROCKET, #40 X 15, 7/8 HEX	1
22	70593063	U-BOLT	1

Fertilizer Drive Assembly

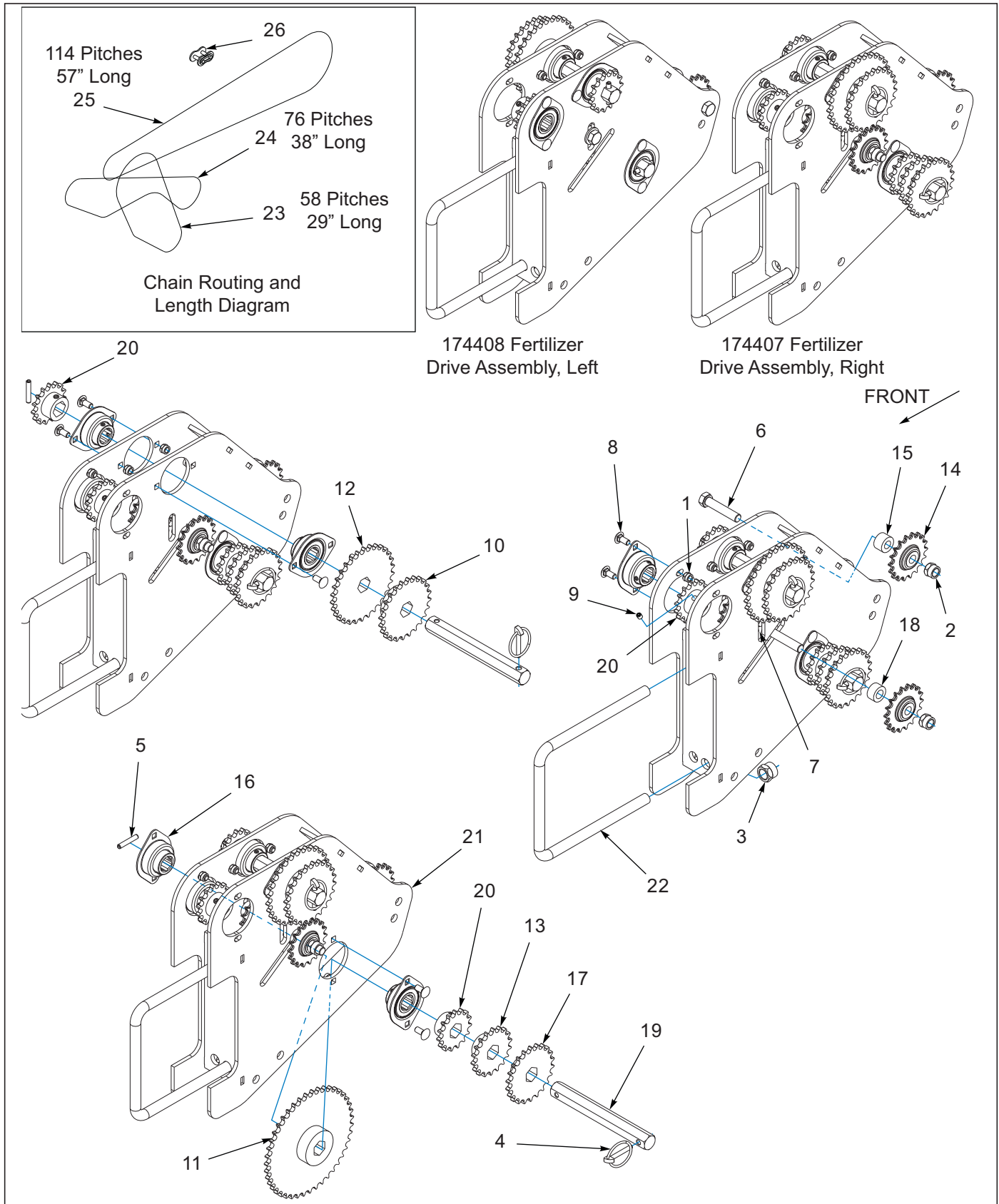


Figure 2-8: Fertilizer Drive Assembly

Fertilizer Drive Assembly

ITEM	PART NUMBER	DESCRIPTION	QTY.
--	174407	FERTILIZER DRIVE ASSEMBLY, RIGHT (SHOWN)	
--	174408	FERTILIZER DRIVE ASSEMBLY, LEFT	
1	1-512-010005-03	NUT, HEX LOCK 5/16-18 GRB	10
2	1-512-010005-09	NUT, HEX LOCK 1/2-13 GRB	3
3	1-512-010005-13	NUT, HEX LOCK 5/8-11 GRB	2
4	1-557-010327	PIN, LYNCH 1/4 X 1-1/4	2
5	1-647-010004217	SPRING PIN, SLOTTED 1/4 X 1-1/2	2
6	1-654-010055-07	SCREW, HEX HEAD CAP 1/2-13 X 2-1/2 GR5	3
7	1-861-010032-14	WASHER, FLAT 1/2N	2
8	105909	SCREW, RD HEAD SQ NECK 5/16-18 X 3/4	10
9	107-0975	SCREW, SET LOCK 5/16-18 X 3/4	1
10	122825	SPROCKET, TRANSMISSION 24T	1
11	144083	SPROCKET, TRANSMISSION 43T	1
12	122836	SPROCKET, TRANSMISSION 30T	1
13	122837	SPROCKET, TRANSMISSION 18T	1
14	122871	SPROCKET, TRANSMISSION IDLER	3
15	125799	SPACER	2
16	144060	BEARING, 7/8 HEX BORE 2 BOLT	5
17	144082	SPROCKET, TRANS 40 X 22T	1
18	144086	SPACER, 1 X 9/16 X 17/32	1
19	144087	SHAFT, HEX 7/8 X 7-3/4	2
20	151588	SPROCKET, #40 X 15, 7/8 HEX	3
21	151596	MOUNT, FERTILIZER DRIVE	1
22	70593063	U-BOLT	1
23	172647	ROLLER CHAIN, #40 X 58P 29L (INCLUDES ITEM 26)	1
24	172648	ROLLER CHAIN, #40 X 76P 38L (INCLUDES ITEM 26)	1
25	172649	ROLLER CHAIN, #40 X 114P 57L (INCLUDES ITEM 26)	1
26	119716	CONNECTING LINK, #40 CHAIN	1

Box Assemblies

Opener Bar- Walkboard-Seed Box Assembly, Center 5532-30'-40'

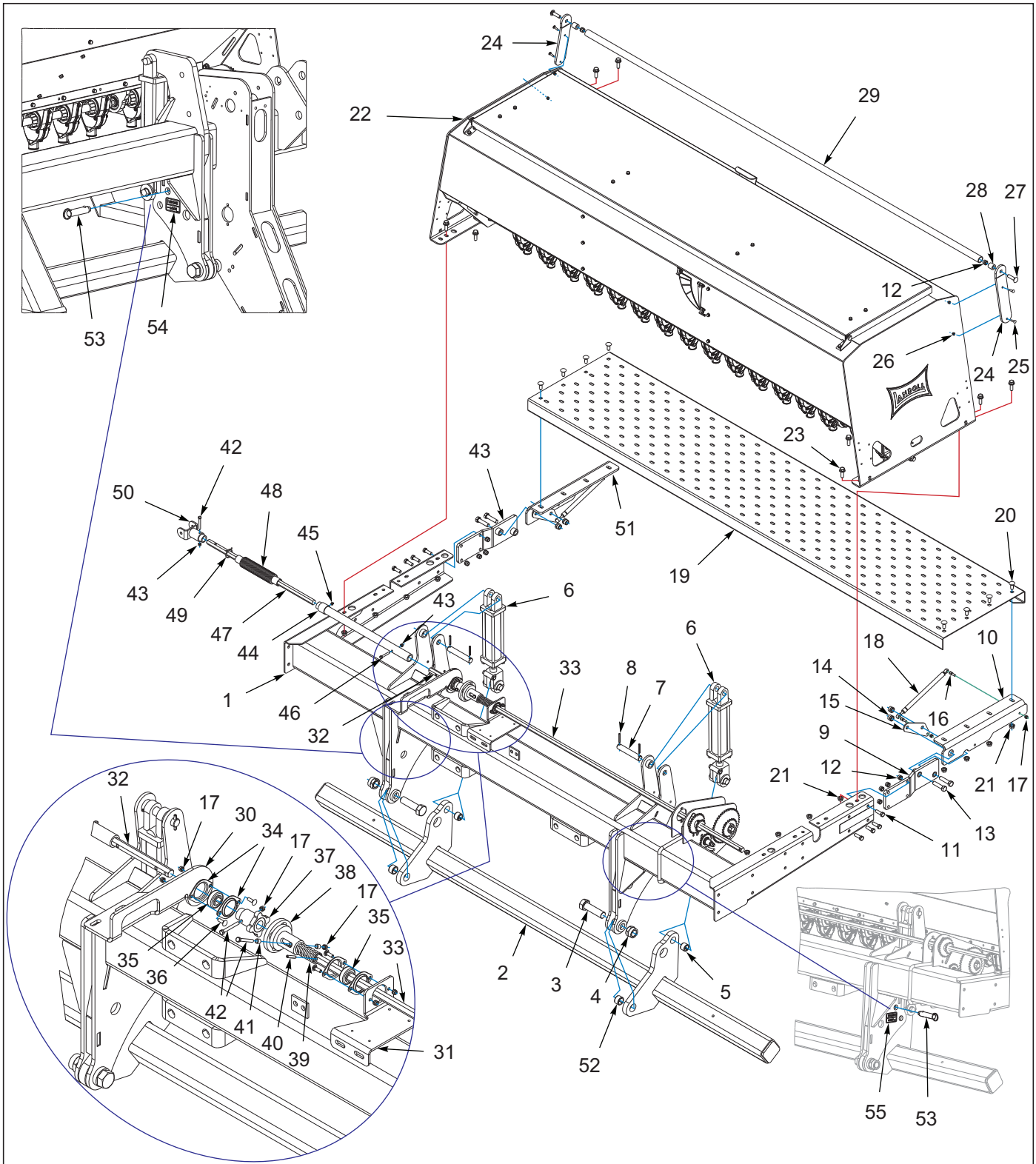


Figure 3-1: Opener Bar-Walkboard-Seed Box Assembly, Center 5532-30'-40'

Opener Bar- Walkboard-Seed Box Assembly, Center 5532-30'-40'

ITEM	PART NUMBER	DESCRIPTION	QTY.
1	252746	FRAME, CENTER	1
2	252774	BAR, OPENER 118"	1
3	101509	SCREW HX CP 1-1/4-7X4-1/2 GR5	2
4	101385	NUT,HEX SLFLKG,1-1/4-7 GRB	2
5	192890	BUSHING 1-3/8ODX1 IDX1 STEEL	2
6	144320	CYLINDER, 2-1/2 X 8	2
7	116441	PIN 1X5-3/4	2
8	1-647-010004221	PIN,SPRING 1/4X2 SLOTTED	4
9	144260	MOUNT, WALKBOARD LEFT WLDMT	2
10	254805	BRACKET, WALKBOARD WIDE LT	1
11	1-654-010055-03	SCREW,HEX CAP,1/2-13UNCX1-1/2	8
12	1-512-010005-09	NUT,HEX,SLFLKG, 1/2-13 GRB	11
13	1-654-010059-07	SCREW HX CP 5/8-11UNCX2-1/2G5	4
14	1-512-010005-13	NUT,HEX SLFLKG GRB 5/8-11	4
15	252820	BRACKET, GAS SPRING	2
16	9K425	BALL STUD, 10 MM, 5/16-18 3/4	4
17	1-512-010005-03	NUT HEX SLFLKG GRB 5/16-18	8
18	155840	GAS SPRING	2
19	252787	WALKBOARD, 110 L	1
20	1-654-010070-02	SCREW 1/2-13X1-1/4 RD HD SQNK	12
21	1-510-010003-09	NUT,1/2-13 FLANGE HD,SERRATED	16
22	172737	BOX ASSY 10' X 7.5" LEFT (SEE PAGE 3-29)	1
22	174362	BOX ASSY 10' X 10" LEFT (SEE PAGE 3-29)	1
22	174425	BOX ASSY 10' X 7.5" WF LEFT (SEE PAGE 3-43)	1
22	174427	BOX ASSY 10' X 10" WF LEFT (SEE PAGE 3-43)	1
23	1-655-010001-3	SCREW, FLG HD 1/2-13X1-1/2	8
24	252824	BRACKET, HAND RAIL	2
25	1-654-010158-02	SCREW,RHD,SQ NCK 1/4-20UNCX1	4
26	1-512-010005-01	NUT,HEX,SLFLKG GRB 1/4-20	4
27	1-654-010070-05	SCREW,RDHD SQNCK 1/2-13X2 GR5	2
28	144183	SPACER 1X9/16X1	2
29	252823	RAIL, HAND 104-5/16 L	1
30	153825	MOUNT, DRIVE SHAFT BEARING	1
31	143900	BRACKET, BEARING MOUNT	1
32	144222	SHAFT, 7/8 HEX, 10L	1
33	144181	SHAFT, 7/8 HEX, 72-1/4 L	1
34	1D617	FLANGETTE HALF,52MM	4
35	122848	BEARING,SELF-ALIGN 7/8HEXSHFT	2
36	104031	SCREW,RDHD,SQNK 5/16-18X1 GR5	4
37	143938	COUPLER DRIVE SHAFT MALE WLDMT	1
38	143939	COUPLER DRIVE SHAFT FEMALE WLD	1
39	122917	SPRING COMPRESSION,4-1/2 MONO	1
40	1-647-010004217	SPRING PIN, SLOTTED 1/4X1-1/2	1
41	125786	TUBE RD .5X.334X7/16	2
42	1-654-010049-11	SCREW,HX CAP,5/16-18UNCX2-1/2	3
43	144259	MOUNT, WALKBOARD RIGHT WLDMT	1
44	144221	COUPLER WLDMT DRIVE SHAFT	1
45	1-298-010001-1	ZERK FITTING 1/4 SAE	1
46	1-654-010049-09	SCREW,HEX CAP,5/16-18UNCX2GR5	1

ITEM	PART NUMBER	DESCRIPTION	QTY.
47	144179	SHAFT,7/8 HEX, 28 L	1
48	144338	HOSE, SEED	1
49	144129	CLAMP, HOSE #24	1
50	143905	CLEVIS, DRIVE SHAFT WLDMT	1
51	254804	BRACKET, WALKBOARD WIDE RT	1
52	2-150-010174	BUSHING,1-5/8X1-1/4X1	2
53	257297	PIN, QUICK RELEASE 1" RING	2
54	255798	DECAL, STORE/LOCK RT	1
55	255799	DECAL, STORE/LOCK LT	1

Opener Bar- Walkboard-Seed Box Assembly, Right 5532-30'

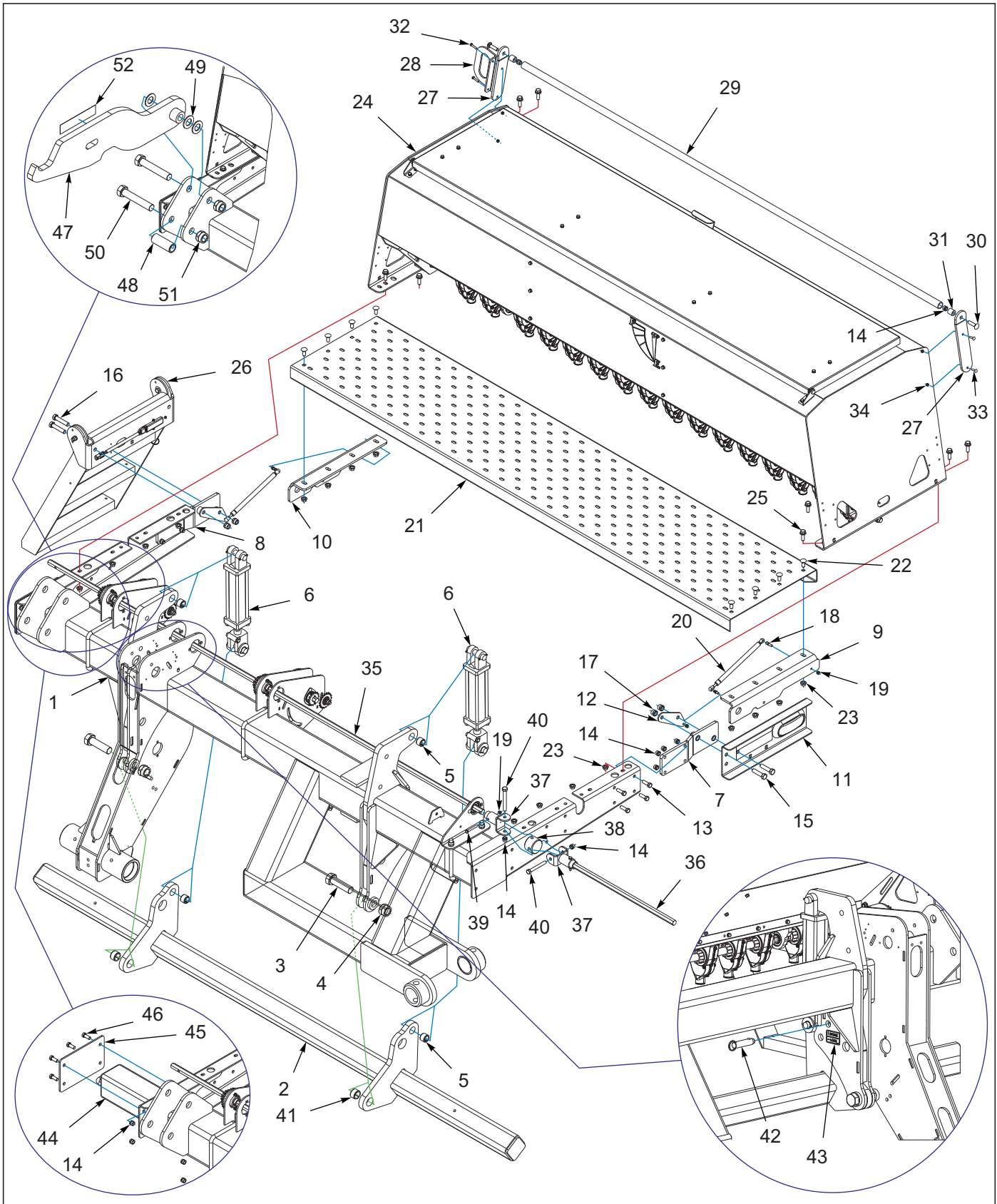


Figure 3-2: Opener Bar-Walkboard-Seed Box Assembly, Right 5532-30'

Opener Bar- Walkboard-Seed Box Assembly, Right 5532-30'

ITEM	PART NUMBER	DESCRIPTION	QTY.
1	252748	FRAME, WING RT 30'	1
2	252774	BAR, OPENER 118"	1
3	101509	SCREW HX CP 1-1/4-7X4-1/2 GR5	2
4	101385	NUT,HEX SLFLKG,1-1/4-7 GRB	2
5	192890	BUSHING 1-3/8ODX1 IDX1 STEEL	4
6	144320	CYLINDER, 2-1/2 X 8	2
7	144260	MOUNT, WALKBOARD LEFT WLDMT	1
8	144259	MOUNT, WALKBOARD RIGHT WLDMT	1
9	254805	BRACKET, WALKBOARD WIDE LT	1
10	254804	BRACKET, WALKBOARD WIDE RT	1
11	254818	LIGHT ASSY, AMBER RT (SEE PAGE 7-1)	1
12	252820	BRACKET, GAS SPRING	2
13	1-654-010055-03	SCREW,HEX CAP,1/2-13UNCX1-1/2	8
14	1-512-010005-09	NUT,HEX,SLFLKG, 1/2-13 GRB	12
15	1-654-010059-07	SCREW HX CP 5/8-11UNCX2-1/2G5	2
16	1-654-010059-09	SCREW 5/8-11UNCX3 HX CP GR5	2
17	1-512-010005-13	NUT,HEX SLFLKG GRB 5/8-11	4
18	9K425	BALL STUD, 10 MM, 5/16-18 3/4	4
19	1-512-010005-03	NUT HEX SLFLKG GRB 5/16-18	5
20	155840	GAS SPRING	2
21	252787	WALKBOARD, 110 L	1
22	1-654-010070-02	SCREW 1/2-13X1-1/4 RD HD SQNK	8
23	1-510-010003-09	NUT,1/2-13 FLANGE HD,SERRATED	16
24	172736	BOX ASSY 10' X 7.5" RIGHT (SEE PAGE 3-25)	1
24	176481	BOX ASSY 10' X 10" LEFT (SEE PAGE 3-29)	1
24	174424	BOX ASSY 10' X 7.5" WF RIGHT (SEE PAGE 3-39)	1
24	176644	BOX ASSY, 10'X10' WF LEFT (SEE PAGE 3-43)	1
25	1-655-010001-3	SCREW, FLG HD 1/2-13X1-1/2	8
26	254888	LADDER ASSY, RT DRILL (SEE PAGE 3-63)	1
27	252824	BRACKET, HAND RAIL	2
28	151540	HANDLE, SEED BOX	1
29	252823	RAIL, HAND 104-5/16 L	1
30	1-654-010070-05	SCREW,RDHD SQNCK 1/2-13X2 GR5	2
31	144183	SPACER 1X9/16X1	2
32	1-654-010047-07	SCREW,HX CP 1/4-20UNCX1-1/4G5	2
33	1-654-010158-02	SCREW,RHD,SQ NCK 1/4-20UNCX1	2
34	1-512-010005-01	NUT,HEX,SLFLKG GRB 1/4-20	8
35	144180	SHAFT, 7/8 HEX, 108-1/2 L	1
36	144179	SHAFT,7/8 HEX, 28 L	1
37	143905	CLEVIS, DRIVE SHAFT WLDMT	2
38	144218	CROSS DRIVE SHAFT	1
39	1-654-010049-11	SCREW,HX CAP,5/16-18UNCX2-1/2	1
40	1-654-010055-13	SCREW,HEX CAP,1/2-13UNCX4 GR5	2
41	2-150-010174	BUSHING,1-5/8X1-1/4X1	2
42	257297	PIN, QUICK RELEASE 1" RING	2
43	255798	DECAL, STORE/LOCK RT	2
44	159046	WEIGHT FILLED TUBE, 110"	1
45	153811	CAP, FRAME	1
46	1-654-010055-02	SCREW 1/2-13UNCX1-1/4 CP GR5	4

ITEM	PART NUMBER	DESCRIPTION	QTY.
47	254812	HOOK, WING LOCK	1
48	153808	TUBE RD 1-3/4X1.266X4.594	1
49	116100	WASHER 1-1/4 NAR FL ZP/CD	3
50	100545	SCREW,CAP 1-1/4-7X7 GR5	2
51	101385	NUT,HEX SLFLKG,1-1/4-7 GRB	2
52	528933	REFLECTOR - RED	1

Opener Bar- Walkboard-Seed Box Assembly, Left 5532-30'

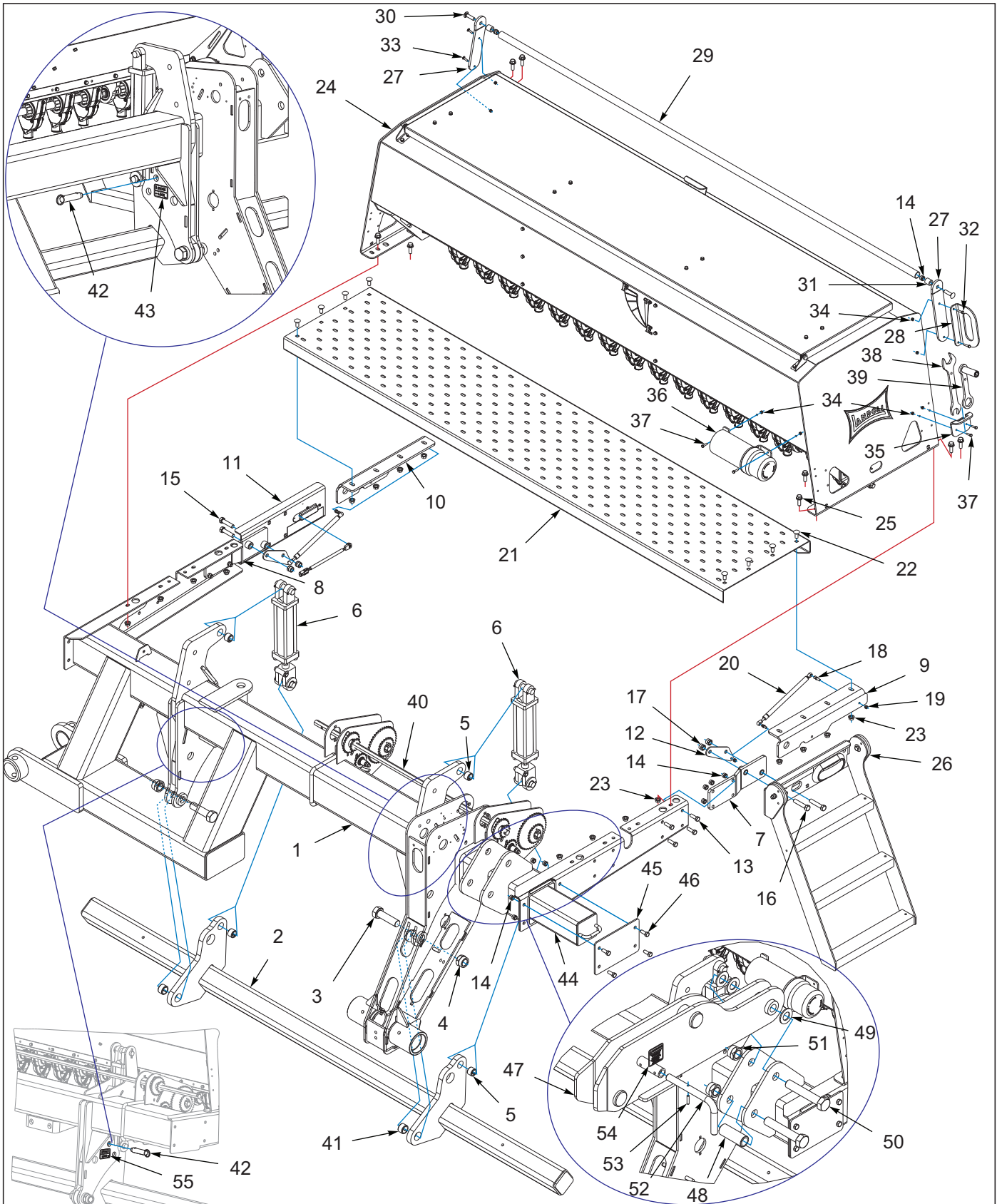


Figure 3-3: Opener Bar-Walkboard-Seed Box Assembly, Left 5532-30'

Opener Bar- Walkboard-Seed Box Assembly, Left 5532-30'

ITEM	PART NUMBER	DESCRIPTION	QTY.
1	252749	FRAME, WING LT 30'	1
2	252774	BAR, OPENER 118"	1
3	101509	SCREW HX CP 1-1/4-7X4-1/2 GR5	2
4	101385	NUT,HEX SLFLKG,1-1/4-7 GRB	2
5	192890	BUSHING 1-3/8ODX1 IDX1 STEEL	4
6	144320	CYLINDER, 2-1/2 X 8	2
7	144260	MOUNT, WALKBOARD LEFT WLDMT	1
8	144259	MOUNT, WALKBOARD RIGHT WLDMT	1
9	254805	BRACKET, WALKBOARD WIDE LT	1
10	254804	BRACKET, WALKBOARD WIDE RT	1
11	254819	LIGHT ASSY, AMBER LT (SEE PAGE 7-1)	1
12	252820	BRACKET, GAS SPRING	2
13	1-654-010055-03	SCREW,HEX CAP,1/2-13UNCX1-1/2	8
14	1-512-010005-09	NUT,HEX,SLFLKG, 1/2-13 GRB	14
15	1-654-010059-07	SCREW HX CP 5/8-11UNCX2-1/2G5	2
16	1-654-010059-09	SCREW 5/8-11UNCX3 HX CP GR5	2
17	1-512-010005-13	NUT,HEX SLFLKG GRB 5/8-11	4
18	9K425	BALL STUD, 10 MM, 5/16-18 3/4	4
19	1-512-010005-03	NUT HEX SLFLKG GRB 5/16-18	4
20	155840	GAS SPRING	2
21	252787	WALKBOARD, 110 L	1
22	1-654-010070-02	SCREW 1/2-13X1-1/4 RD HD SQNK	8
23	1-510-010003-09	NUT,1/2-13 FLANGE HD,SERRATED	16
24	172737	BOX ASSY 10' X 7.5" LEFT (SEE PAGE 3-29)	1
24	176481	BOX ASSY 10' X 10" LEFT (SEE PAGE 3-29)	1
24	174425	BOX ASSY 10' X 7.5" WF LEFT (SEE PAGE 3-43)	1
24	176644	BOX ASSY, 10'X10' WF LEFT (SEE PAGE 3-33)	1
25	1-655-010001-3	SCREW, FLG HD 1/2-13X1-1/2	8
26	254889	LADDER ASSY, LT DRILL (SEE PAGE 3-63)	1
27	252824	BRACKET, HAND RAIL	2
28	151540	HANDLE, SEED BOX	1
29	252823	RAIL, HAND 104-5/16 L	1
30	1-654-010070-05	SCREW,RDHD SQNCK 1/2-13X2 GR5	2
31	144183	SPACER 1X9/16X1	2
32	1-654-010047-07	SCREW,HX CP 1/4-20UNCX1-1/4G5	2
33	1-654-010158-02	SCREW,RHD,SQ NCK 1/4-20UNCX1	2
34	1-512-010005-01	NUT,HEX,SLFLKG GRB 1/4-20	8
35	250427	MOUNT, WRENCH HOLDER	1
36	150076	MANUAL TUBE (4-1/4"ID)	1
37	1-654-010047-06	SCREW,HX CP 1/4-20UNCX1 GR5	4
38	243777	WRENCH, ADJUSTMENT	1
39	243780	WRENCH, SEED RATE ADJUSTMENT	1
40	161462	SHAFT 7/8 HEX, 48L	1
41	2-150-010174	BUSHING,1-5/8X1-1/4X1	2
42	257297	PIN, QUICK RELEASE 1" RING	2
43	255798	DECAL, STORE/LOCK RT	1
44	159046	WEIGHT FILLED TUBE, 110"	1
45	153811	CAP, FRAME	1
46	1-654-010055-02	SCREW 1/2-13UNCX1-1/4 CP GR5	4

ITEM	PART NUMBER	DESCRIPTION	QTY.
47	254807	LATCH, WING LOCK	1
48	153808	TUBE RD 1-3/4X1.266X4.594	1
49	116100	WASHER 1-1/4 NAR FL ZP/CD	3
50	100545	SCREW,CAP 1-1/4-7X7 GR5	2
51	101385	NUT,HEX SLFLKG,1-1/4-7 GRB	2
52	250580	PIN, WING LOCKOUT	1
53	1-647-010004236	SPRING PIN,SLOTTED 5/16X1-1/2	1
54	255765	DECAL, WARNING LOCK/UNLOCK	1
55	255799	DECAL, STORE/LOCK LT	1

Opener Bar- Walkboard-Seed Box Assembly, Right 5532-40'

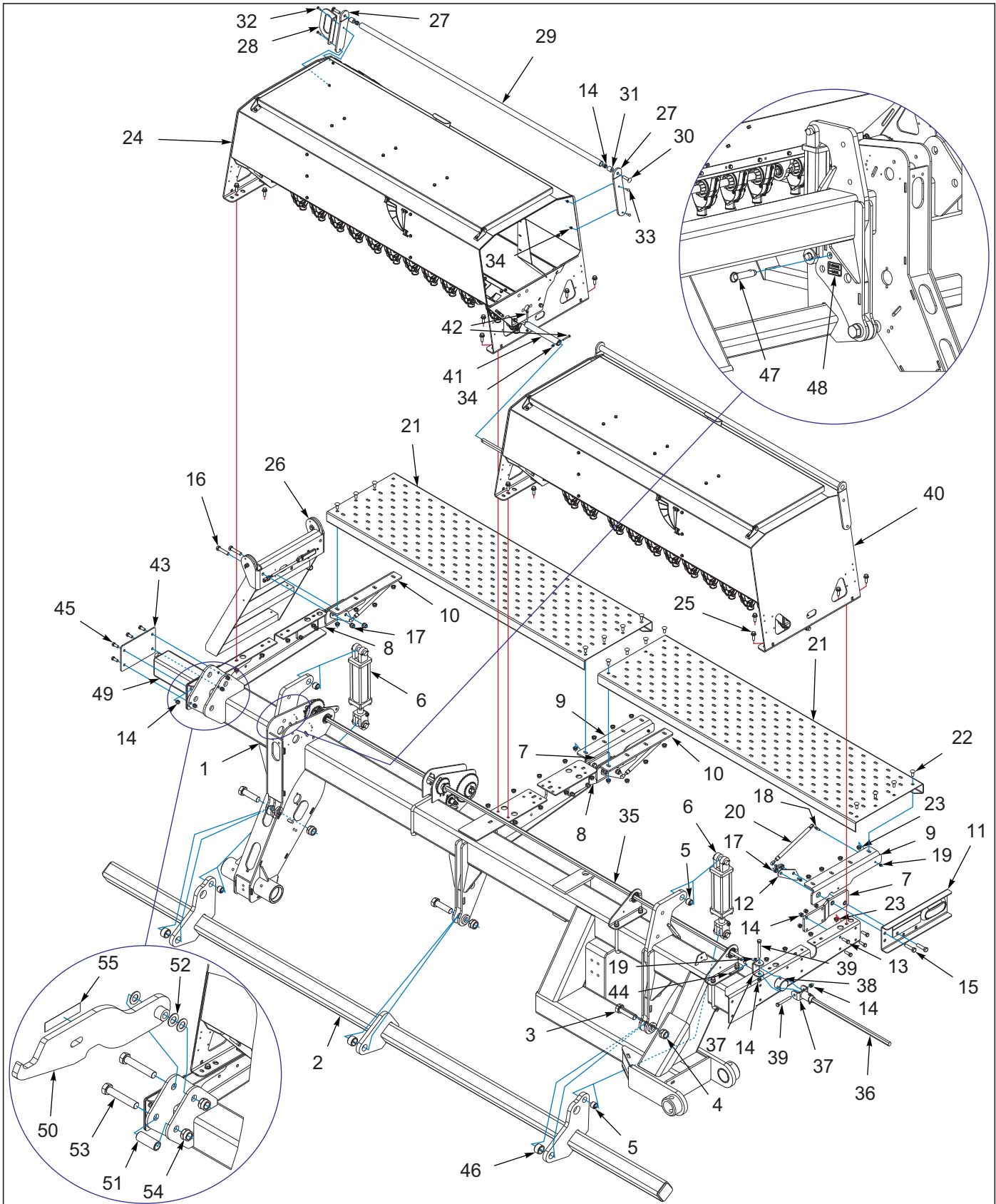


Figure 3-4: Opener Bar-Walkboard-Seed Box Assembly, Right 5532-40'

Opener Bar- Walkboard-Seed Box Assembly, Right 5532-40'

ITEM	PART NUMBER	DESCRIPTION	QTY.
1	252750	FRAME, WING RT 40'	1
2	252775	BAR, OPENER 178"	1
3	101509	SCREW HX CP 1-1/4-7X4-1/2 GR5	3
4	101385	NUT,HEX SLFLKG,1-1/4-7 GRB	3
5	192890	BUSHING 1-3/8ODX1 IDX1 STEEL	4
6	172682	CYLINDER, 3 X 8, 1-3/8 ROD	2
7	144260	MOUNT, WALKBOARD LEFT WLDMT	2
8	144259	MOUNT, WALKBOARD RIGHT WLDMT	2
9	254805	BRACKET, WALKBOARD WIDE LT	2
10	254804	BRACKET, WALKBOARD WIDE RT	2
11	254818	LIGHT ASSY, AMBER RT (SEE PAGE 7-1)	1
12	252820	BRACKET, GAS SPRING	4
13	1-654-010055-03	SCREW,HEX CAP,1/2-13UNCX1-1/2	16
14	1-512-010005-09	NUT,HEX,SLFLKG, 1/2-13 GRB	24
15	1-654-010059-07	SCREW HX CP 5/8-11UNCX2-1/2G5	6
16	1-654-010059-09	SCREW 5/8-11UNCX3 HX CP GR5	2
17	1-512-010005-13	NUT,HEX SLFLKG GRB 5/8-11	8
18	9K425	BALL STUD, 10 MM, 5/16-18 3/4	8
19	1-512-010005-03	NUT HEX SLFLKG GRB 5/16-18	9
20	155840	GAS SPRING	4
21	252786	WALKBOARD, 82-3/4 L	2
22	1-654-010070-02	SCREW 1/2-13X1-1/4 RD HD SQNK	16
23	1-510-010003-09	NUT,1/2-13 FLANGE HD,SERRATED	32
24	174306	BOX ASSY, 7-1/2' X 7.5" RIGHT (SEE PAGE 3-25)	1
24	174313	BOX ASSY 7-1/2' X 10" RIGHT (SEE PAGE 3-25)	1
24	174429	BOX ASSY 7-1/2' X 7.5"WF RIGHT (SEE PAGE 3-39)	1
24	174432	BOX ASSY 7-1/2' X 10" WF RIGHT (SEE PAGE 3-39)	1
25	1-655-010001-3	SCREW, FLG HD 1/2-13X1-1/2	16
26	254888	LADDER ASSY, RT DRILL (SEE PAGE 3-63)	1
27	252824	BRACKET, HAND RAIL	4
28	151540	HANDLE, SEED BOX	1
29	252822	RAIL, HAND 77-1/8 L	2
30	1-654-010070-05	SCREW,RDHD SQNCK 1/2-13X2 GR5	4
31	144183	SPACER 1X9/16X1	4
32	1-654-010047-07	SCREW,HX CP 1/4-20UNCX1-1/4G5	2
33	1-654-010158-02	SCREW,RHD,SQ NCK 1/4-20UNCX1	6
34	1-512-010005-01	NUT,HEX,SLFLKG GRB 1/4-20	10
35	154869	SHAFT, 7/8 HEX, 140 L	1
36	144179	SHAFT,7/8 HEX, 28 L	1
37	143905	CLEVIS, DRIVE SHAFT WLDMT	2
38	144218	CROSS DRIVE SHAFT	1
39	1-654-010055-13	SCREW,HEX CAP,1/2-13UNCX4 GR5	2
40	199325	BOX ASSY 7-1/2' X 7.5" RIGHT (SEE PAGE 3-25)	1
40	199328	BOX ASSY 7-1/2' X 10" RIGHT (SEE PAGE 3-25)	1
40	199327	BOX ASSY 7-1/2'X7.5" WF RIGHT (SEE PAGE 3-39)	1
40	199329	BOX ASSY 7-1/2'X10" WF RIGHT (SEE PAGE 3-39)	1
41	154827	COUPLER SHAFT 10-1/2"	1
42	1-654-010047-10	SCREW,HX CP,1/4-20UNC X2 GR5	2
43	153811	CAP, FRAME	1

ITEM	PART NUMBER	DESCRIPTION	QTY.
44	1-654-010049-11	SCREW,HX CAP,5/16-18UNCX2-1/2	1
45	1-654-010055-02	SCREW 1/2-13UNCX1-1/4 CP GR5	4
46	2-150-010174	BUSHING,1-5/8X1-1/4X1	3
47	257297	PIN, QUICK RELEASE 1" RING	3
48	255798	DECAL, STORE/LOCK RT	3
49	159047	WEIGHT FILLED TUBE, 171"	1
50	254812	HOOK, WING LOCK	1
51	153808	TUBE RD 1-3/4X1.266X4.594	1
52	116100	WASHER 1-1/4 NAR FL ZP/CD	3
53	100545	SCREW,CAP 1-1/4-7X7 GR5	2
54	101385	NUT,HEX SLFLKG,1-1/4-7 GRB	2
55	528933	REFLECTOR - RED	1

Opener Bar- Walkboard-Seed Box Assembly, Left 5532-40'

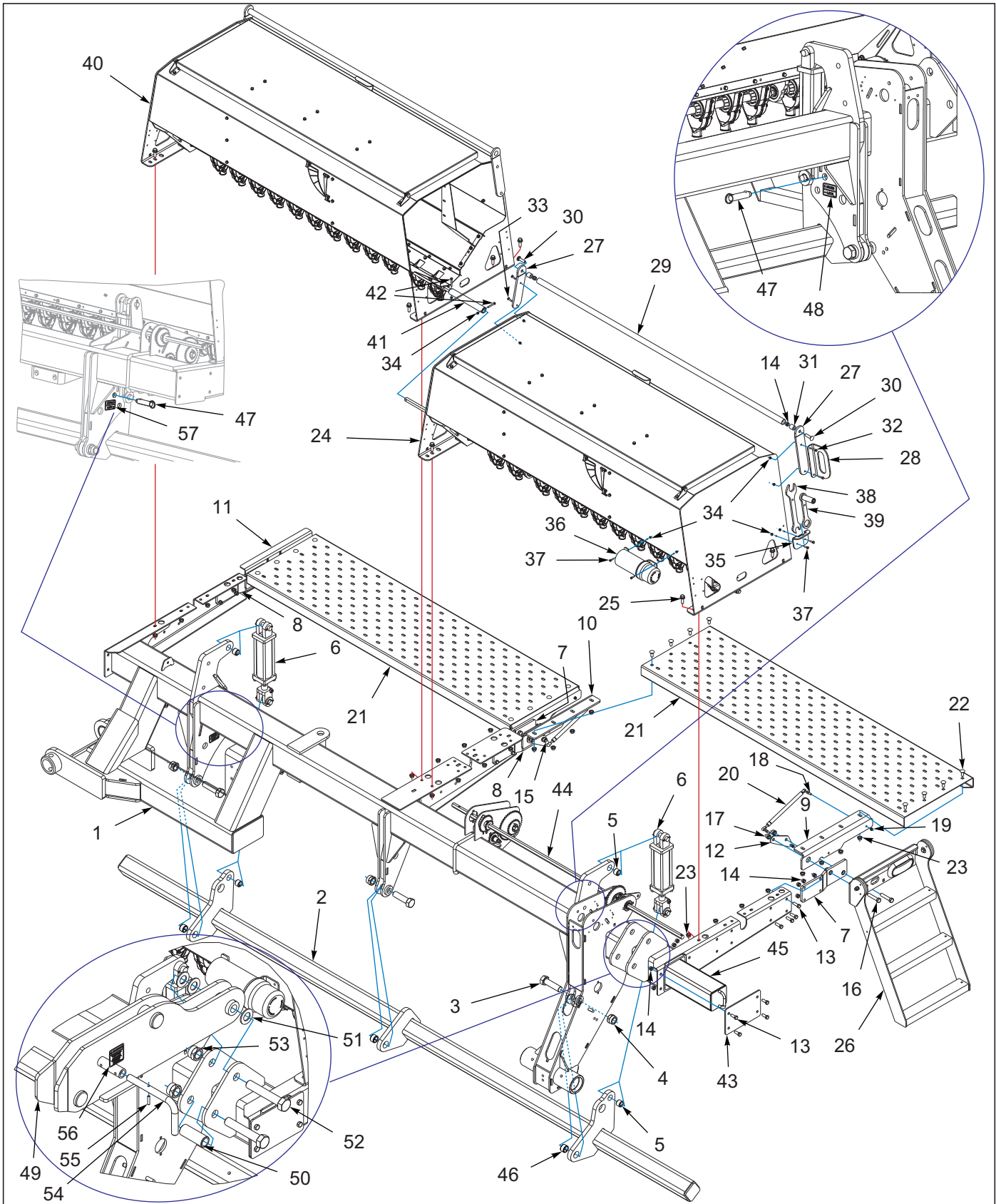


Figure 3-5: Opener Bar-Walkboard-Seed Box Assembly, Left 5532-40'

Opener Bar- Walkboard-Seed Box Assembly, Left 5532-40'

ITEM	PART NUMBER	DESCRIPTION	QTY.
1	252751	FRAME, WING LT 40'	1
2	252775	BAR, OPENER 178"	1
3	101509	SCREW HX CP 1-1/4-7X4-1/2 GR5	3
4	101385	NUT,HEX SLFLKG,1-1/4-7 GRB	3
5	192890	BUSHING 1-3/8ODX1 IDX1 STEEL	4
6	172682	CYLINDER, 3 X 8, 1-3/8 ROD	2
7	144260	MOUNT, WALKBOARD LEFT WLDMT	2
8	144259	MOUNT, WALKBOARD RIGHT WLDMT	2
9	254805	BRACKET, WALKBOARD WIDE LT	2
10	254804	BRACKET, WALKBOARD WIDE RT	2
11	254819	LIGHT ASSY, AMBER LT (SEE PAGE 7-1)	1
12	252820	BRACKET, GAS SPRING	4
13	1-654-010055-02	SCREW 1/2-13UNCX1-1/4 CP GR5	16
14	1-512-010005-09	NUT,HEX,SLFLKG, 1/2-13 GRB	24
15	1-654-010059-07	SCREW HX CP 5/8-11UNCX2-1/2G5	6
16	1-654-010059-09	SCREW 5/8-11UNCX3 HX CP GR5	2
17	1-512-010005-13	NUT,HEX SLFLKG GRB 5/8-11	8
18	9K425	BALL STUD, 10 MM, 5/16-18 3/4	8
19	1-512-010005-03	NUT HEX SLFLKG GRB 5/16-18	8
20	155840	GAS SPRING	4
21	252786	WALKBOARD, 82-3/4 L	2
22	1-654-010070-02	SCREW 1/2-13X1-1/4 RD HD SQNK	16
23	1-510-010003-09	NUT,1/2-13 FLANGE HD,SERRATED	32
24	174307	BOX ASSY, 7-1/2' X 7.5" LEFT (SEE PAGE 3-29)	1
24	174314	BOX ASSY 7-1/2' X 10" LEFT (SEE PAGE 3-29)	1
24	174430	BOX ASSY 7-1/2' X 7.5" WF LEFT (SEE PAGE 3-43)	1
24	174433	BOX ASSY 7-1/2' X 10" WF LEFT (SEE PAGE 3-43)	1
25	1-655-010001-3	SCREW, FLG HD 1/2-13X1-1/2	16
26	254889	LADDER ASSY, LT DRILL (SEE PAGE 3-63)	1
27	252824	BRACKET, HAND RAIL	4
28	151540	HANDLE, SEED BOX	1
29	252822	RAIL, HAND 77-1/8 L	2
30	1-654-010070-05	SCREW,RDHD SQNCK 1/2-13X2 GR5	4
31	144183	SPACER 1X9/16X1	4
32	1-654-010047-07	SCREW,HX CP 1/4-20UNCX1-1/4G5	2
33	1-654-010158-02	SCREW,RHD,SQ NCK 1/4-20UNCX1	6
34	1-512-010005-01	NUT,HEX,SLFLKG GRB 1/4-20	18
35	250427	MOUNT, WRENCH HOLDER	1
36	150076	MANUAL TUBE (4-1/4"ID)	1
37	1-654-010047-06	SCREW,HX CP 1/4-20UNCX1 GR5	4
38	243777	WRENCH, ADJUSTMENT	1
39	243780	WRENCH, SEED RATE ADJUSTMENT	1
40	174305	BOX ASSY, 7-1/2' X 7.5" (SEE PAGE 3-23)	1
40	174312	BOX ASSY 7-1/2' X 10" (SEE PAGE 3-23)	1
40	174428	BOX ASSY 7-1/2' X 7.5" WF (SEE PAGE 3-35)	1
40	174431	BOX ASSY 7-1/2' X 10" WF (SEE PAGE 3-35)	1
41	154827	COUPLER SHAFT 10-1/2"	1
42	1-654-010047-10	SCREW,HX CP,1/4-20UNC X2 GR5	2
43	153811	CAP, FRAME	1

ITEM	PART NUMBER	DESCRIPTION	QTY.
44	144181	SHAFT, 7/8 HEX, 72-1/4 L	1
45	159047	WEIGHT FILLED TUBE, 171"	1
46	2-150-010174	BUSHING,1-5/8X1-1/4X1	3
47	257297	PIN, QUICK RELEASE 1" RING	3
48	255798	DECAL, STORE/LOCK RT	1
49	254807	LATCH, WING LOCK	1
50	153808	TUBE RD 1-3/4X1.266X4.594	1
51	116100	WASHER 1-1/4 NAR FL ZP/CD	3
52	100545	SCREW,CAP 1-1/4-7X7 GR5	2
53	101385	NUT,HEX SLFLKG,1-1/4-7 GRB	2
54	250580	PIN, WING LOCKOUT	1
55	1-647-010004236	SPRING PIN,SLOTTED 5/16X1-1/2	1
56	255765	DECAL, WARNING LOCK/UNLOCK	1
57	255799	DECAL, STORE/LOCK LT	1

Seed Box Assembly, Grain W/O Fertilizer

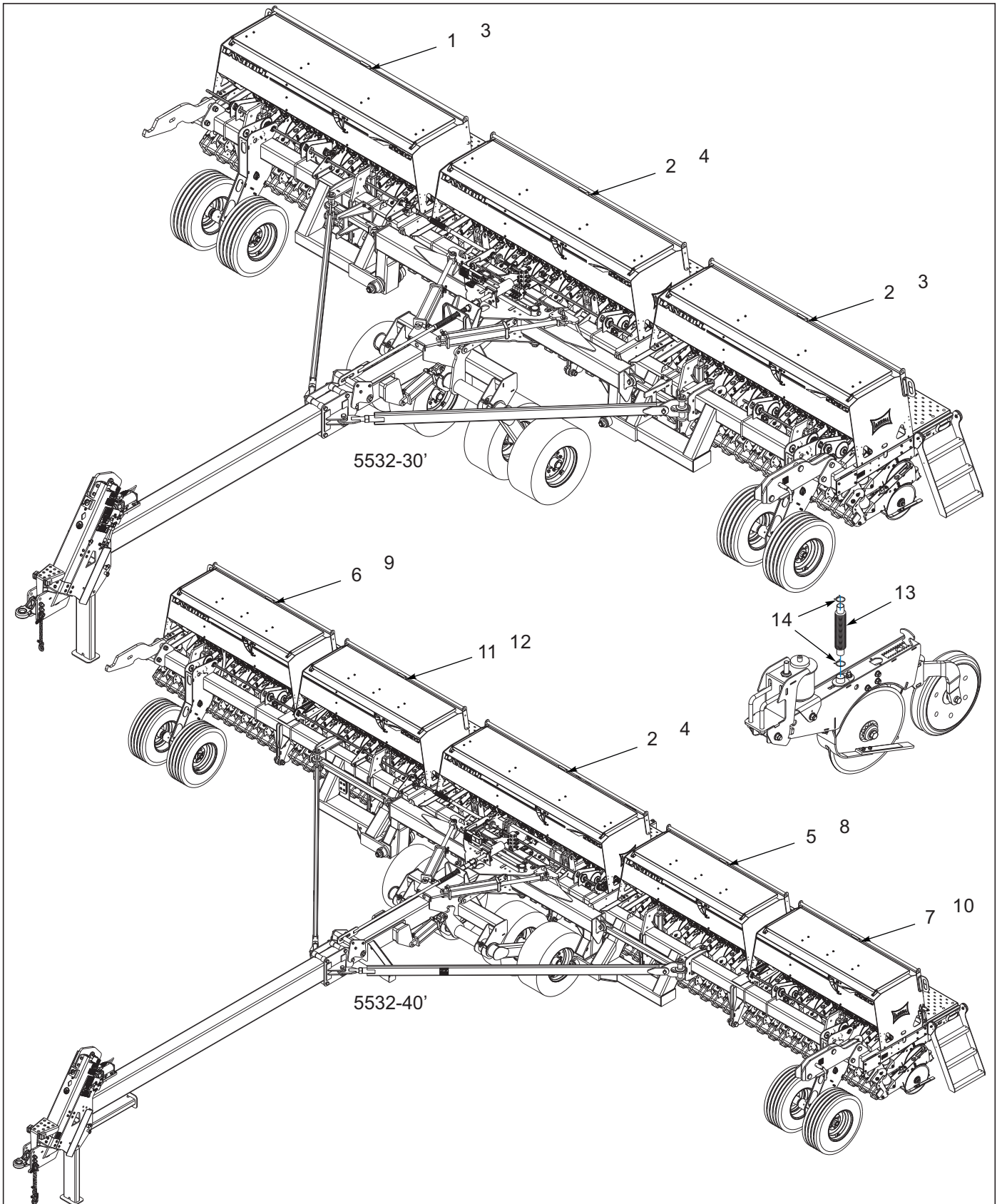


Figure 3-6: Seed Box Assembly, Grain W/O Fertilizer

Seed Box Assembly, Grain W/O Fertilizer

ITEM	PART NUMBER	DESCRIPTION	QTY.			
--	174342	BOX ASSY, 30 X 7.5 GRAIN	*			
--	174345	BOX ASSY, 30 X 10 GRAIN		*		
--	174347	BOX ASSY, 40 X 7.5 GRAIN			*	
--	174350	BOX ASSY, 40X10 GRAIN				*
1	172736	BOX ASSY 10' X 7.5" RIGHT (SEE PAGE 3-25)	1	--	--	--
2	172737	BOX ASSY 10' X 7.5" LEFT (SEE PAGE 3-29)	2	--	1	--
3	176481	BOX ASSY 10' X 10" LEFT (SEE PAGE 3-29)	--	2	--	--
4	174362	BOX ASSY 10' X 10" LEFT (SEE PAGE 3-29)	--	1	--	1
5	174305	BOX ASSY, 7-1/2' X 7.5" (SEE PAGE 3-23)	--	--	1	--
6	174306	BOX ASSY, 7-1/2' X 7.5" RIGHT (SEE PAGE 3-25)	--	--	1	--
7	174307	BOX ASSY, 7-1/2' X 7.5" LEFT (SEE PAGE 3-29)	--	--	1	--
8	174312	BOX ASSY 7-1/2' X 10" (SEE PAGE 3-23)	--	--	--	1
9	174313	BOX ASSY 7-1/2' X 10" RIGHT (SEE PAGE 3-25)	--	--	--	1
10	174314	BOX ASSY 7-1/2' X 10" LEFT (SEE PAGE 3-29)	--	--	--	1
11	199325	BOX ASSY 7-1/2' X 7.5" RIGHT (SEE PAGE 3-25)	--	--	1	--
12	199328	BOX ASSY 7-1/2' X 10" RIGHT (SEE PAGE 3-25)	--	--	--	1
13	172739	HOSE, SEED TUBE (USED W/O SENSOR)	42	30	54	38
14	144129	CLAMP, HOSE #24	96	72	128	96

Box Assembly, W/O Fertilizer

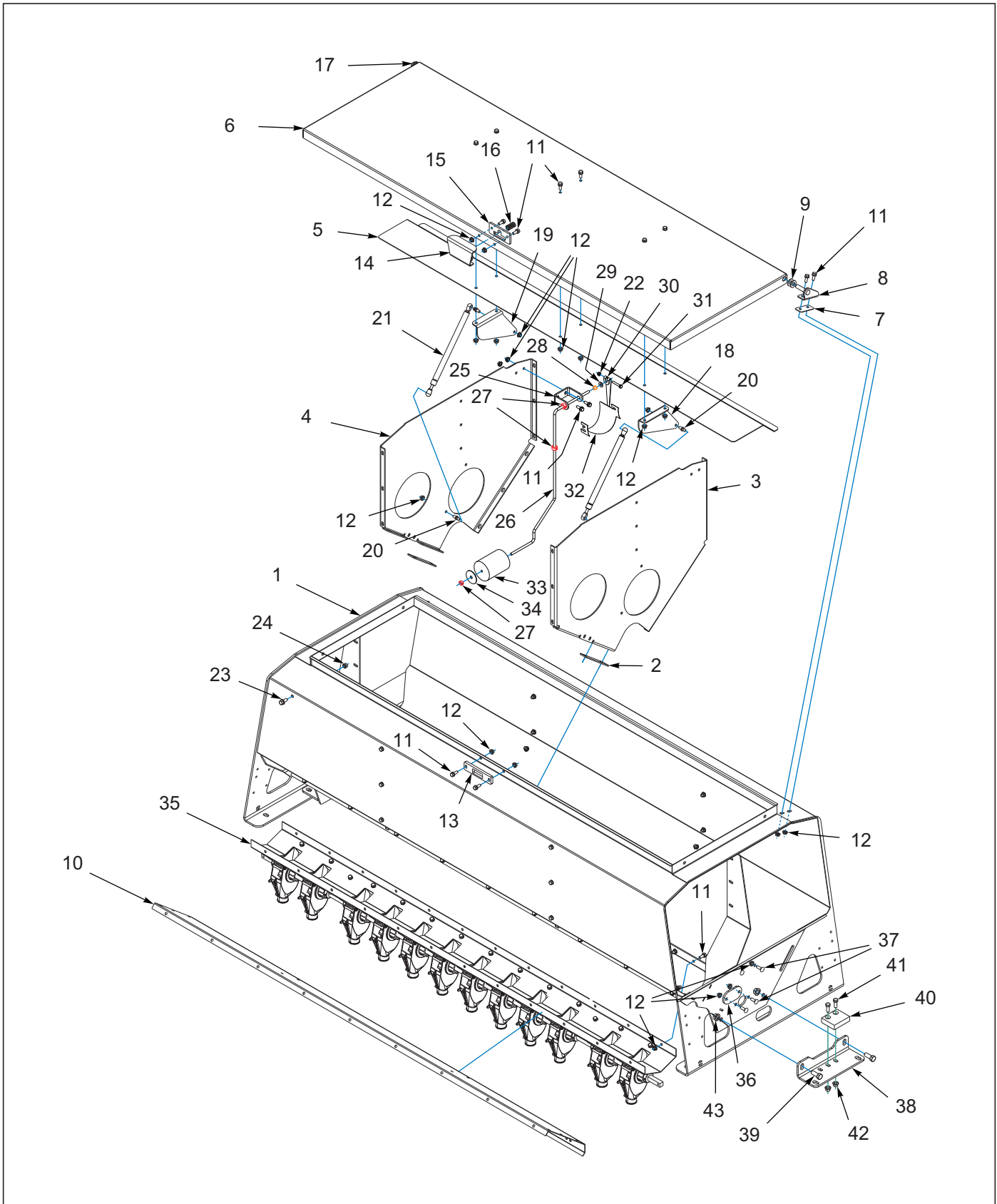


Figure 3-7: Box Assembly, W/O Fertilizer

Box Assembly, W/O Fertilizer

ITEM	PART NUMBER	DESCRIPTION	QTY.	
--	174305	BOX ASSY, 7-1/2' X 7.5" (LT INNER WING 5532-40')	*	
--	174312	BOX ASSY 7-1/2' X 10" (LT INNER WING 5532-40')		*
1	154842	BOX, SEED 7-1/2' WLDMT	1	1
2	151547	SPACER, SEED BOX	2	2
3	144125	PANEL, SEED BOX, RIGHT	1	1
4	144126	PANEL, SEED BOX, LEFT	1	1
5	153869	SHIELD, SPLASH GUARD 7-1/2'	1	1
6	153871	LID, SEED BOX 7-1/2' WLDMT	1	1
7	168903	GASKET, HINGE SEAL	2	2
8	144158	HINGE SEED BOX LID RIGHT WLDMT	1	1
9	1-861-010032-14	WASHER, FLAT 1/2" N ZP/CD	4	4
10	153868	PANEL, SEED BOX 7-1/2'	1	1
11	144268	SCREW 5/16-18UNCX3/4FLG HD ZP	81	75
12	126561	NUT,FLG HD,SERRATED,5/16-18ZP	93	87
13	144141	STOP, LATCH	1	1
14	161475	HANDLE, LATCH	1	1
15	161474	MOUNT, LATCH	1	1
16	139692	SPRING .56IDX1.41FLX24# COMP	1	1
17	144159	HINGE SEED BOX LID LEFT WLDMT	1	1
18	161476	BRACKET, SPRING MOUNT RIGHT	1	1
19	161477	BRACKET, SPRING MOUNT LEFT	1	1
20	1401756	BALL STUD	4	4
21	155840	GAS SPRING	2	2
22	1-512-010005-01	NUT,HEX,SLFLKG GRB 1/4-20	1	1
23	179776	SCREW, FLANGE HEAD 3/8-16X3/4	4	4
24	1-512-010005-05	NUT, HEX, SLFLKG GRB 3/8-16	4	4
25	207494	BRACKET, SEED LEVEL ROD	1	1
26	207495	ROD, SEED LEVEL	1	1
27	207499	COLLAR, SHAFT SET 3/8 RD	3	3
28	207498	BEARING, FLANGE 3/8	1	1
29	1-861-010032-07	WASHER,FLAT 1/4 ZP	1	1
30	207496	INDICATOR, SEED LEVEL	1	1
31	1-654-010047-08	SCREW HX CP,1/4-20UNCX1-1/2G5	1	1
32	205147	DECAL, SEED LEVEL	1	1
33	207497	FLOAT, SEED LEVEL	1	1
34	162551	WASHER, FENDER 3/8X2	1	1
35	218432	METER ASSY, 7-1/2'X7.5" RT	1	--
35	174315	METER ASSY, 7-1/2' X 10"	--	1
36	172703	PLATE, COVER	2	2
37	104031	SCREW,RDHD,SQNK 5/16-18X1 GR5	8	8
38	144127	BRACKET, SEED BOX	2	2
39	1-654-010055-02	SCREW 1/2-13UNCX1-1/4 CP GR5	4	4
40	231495	WEAR PAD, CHAIN (USED ON SMALL SEED BOX ONLY)	3	3
41	1-654-010051-05	SCREW,HEX CAP 3/8-16UNCX1 GR5 (USED ON SMALL SEED BOX ONLY)	6	6
42	1-510-010001	NUT, 3/8-16 UNC FLG LOCK GR G (USED ON SMALL SEED BOX ONLY)	6	6
43	124971	NUT HX FLG 1/2-13 SPIRALOCK	4	4

Box Assembly, Right, W/O Fertilizer

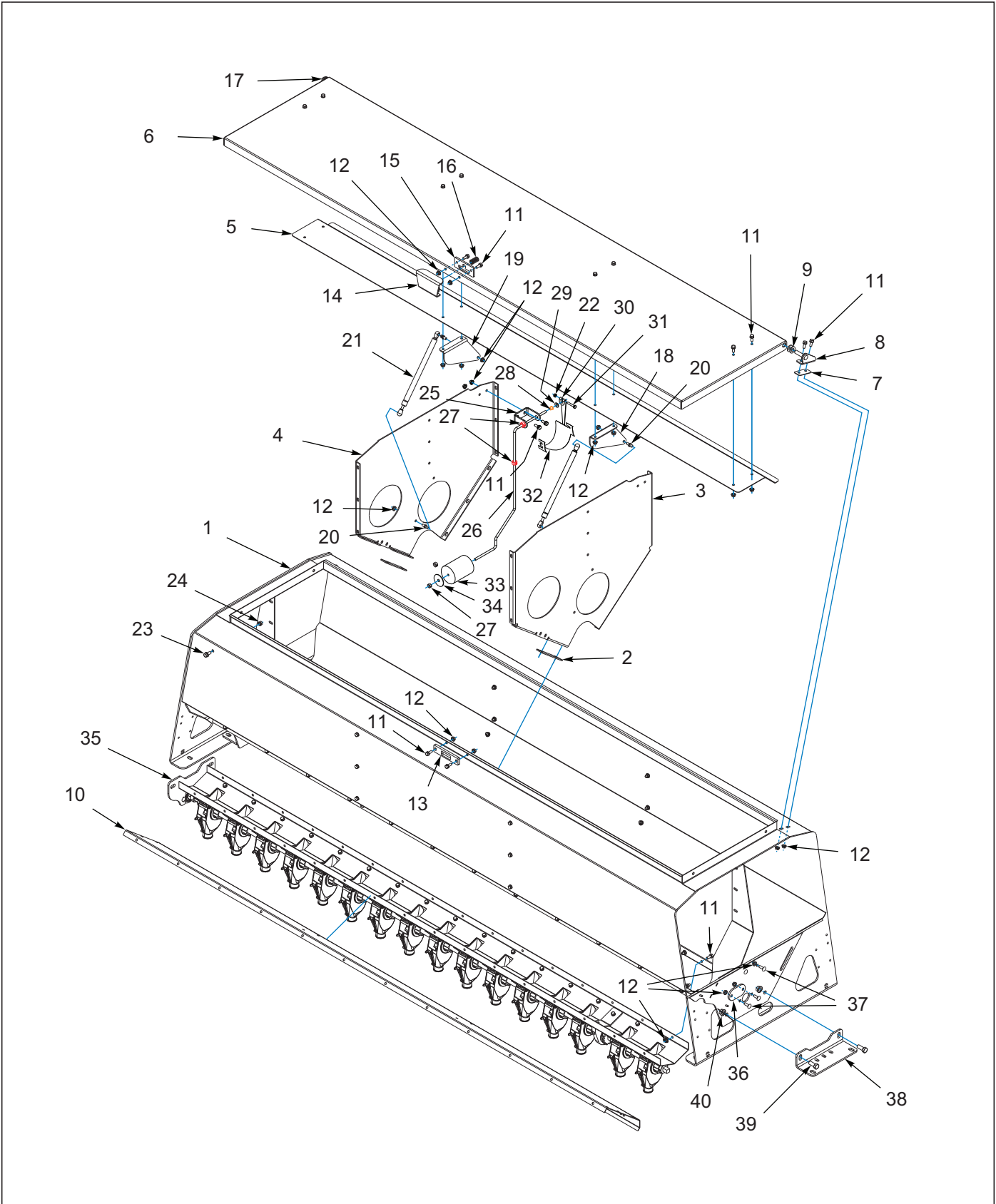


Figure 3-8: Box Assembly, Right, W/O Fertilizer

Box Assembly, Right, W/O Fertilizer

ITEM	PART NUMBER	DESCRIPTION	QTY.					
--	172736	BOX ASSY 10' X 7.5" RIGHT (RT WING 30')	*					
--	174306	BOX ASSY, 7-1/2' X 7.5" RIGHT (RT OUTER WING 40')		*				
--	174313	BOX ASSY 7-1/2' X 10" RIGHT (RT OUTER WING 40')			*			
--	199325	BOX ASSY 7-1/2' X 7.5" RIGHT (RT INNER WING 40')				*		
--	199328	BOX ASSY 7-1/2' X 10" RIGHT (RT INNER WING 40')					*	
1	143932	BOX, SEED 10' WLDMT	1	--	--	--	--	--
1	154842	BOX, SEED 7-1/2' WLDMT	--	1	1	1	1	1
2	151547	SPACER, SEED BOX	2	2	2	2	2	2
3	144125	PANEL, SEED BOX, RIGHT	1	1	1	1	1	1
4	144126	PANEL, SEED BOX, LEFT	1	1	1	1	1	1
5	151578	SHIELD,SPLASH GUARD	1	--	--	--	--	--
5	153869	SHIELD, SPLASH GUARD 7-1/2'	--	1	1	1	1	1
6	151580	LID, SEED BOX 10' WLDMT	1	--	--	--	--	--
6	153871	LID, SEED BOX 7-1/2' WLDMT	--	1	1	1	1	1
7	168903	GASKET, HINGE SEAL	2	2	2	2	2	2
8	144158	HINGE SEED BOX LID RIGHT WLDMT	1	1	1	1	1	1
9	1-861-010032-14	WASHER, FLAT 1/2" N ZP/CD	4	4	4	4	4	4
10	143931	PANEL, SEED BOX 10'	1	--	--	--	--	--
10	153868	PANEL, SEED BOX 7-1/2'	--	1	1	1	1	1
11	144268	SCREW 5/16-18UNCX3/4FLG HD ZP	94	81	75	81	75	75
12	126561	NUT,FLG HD,SERRATED,5/16-18ZP	106	93	87	93	87	87
13	144141	STOP, LATCH	1	1	1	1	1	1
14	161475	HANDLE, LATCH	1	1	1	1	1	1
15	161474	MOUNT, LATCH	1	1	1	1	1	1
16	139692	SPRING .56IDX1.41FLX24# COMP	1	1	1	1	1	1
17	144159	HINGE SEED BOX LID LEFT WLDMT	1	1	1	1	1	1
18	161476	BRACKET, SPRING MOUNT RIGHT	1	1	1	1	1	1
19	161477	BRACKET, SPRING MOUNT LEFT	1	1	1	1	1	1
20	1401756	BALL STUD	4	4	4	4	4	4
21	155840	GAS SPRING	2	2	2	2	2	2
22	1-512-010005-01	NUT,HEX,SLFLKG GRB 1/4-20	1	1	1	1	1	1
23	179776	SCREW, FLANGE HEAD 3/8-16X3/4	8	4	4	4	4	4
24	1-512-010005-05	NUT, HEX, SLFLKG GRB 3/8-16	8	4	4	4	4	4
25	207494	BRACKET, SEED LEVEL ROD	1	1	1	1	1	1
26	207495	ROD, SEED LEVEL	1	1	1	1	1	1
27	207499	COLLAR, SHAFT SET 3/8 RD	3	3	3	3	3	3
28	207498	BEARING, FLANGE 3/8	1	1	1	1	1	1
29	1-861-010032-07	WASHER,FLAT 1/4 ZP	1	1	1	1	1	1
30	207496	INDICATOR, SEED LEVEL	1	1	1	1	1	1
31	1-654-010047-08	SCREW HX CP,1/4-20UNCX1-1/2G5	1	1	1	1	1	1
32	205147	DECAL, SEED LEVEL	1	1	1	1	1	1
33	207497	FLOAT, SEED LEVEL	1	1	1	1	1	1
34	162551	WASHER, FENDER 3/8X2	1	1	1	1	1	1
35	172733	METER ASSY, 10'X7.5" RIGHT	1	--	--	--	--	--
35	218430	METER ASSY, 7-1/2'X7.5" RT	--	1	--	--	--	--
35	174316	METER ASSY, 7-1/2' X 10" RIGHT	--	--	1	--	--	--
35	218431	METER ASSY, 7-1/2'X7.5" LT	--	--	--	1	--	--
35	199330	METER ASSY, 7-1/2'X10" RIGHT	--	--	--	--	--	1
36	172703	PLATE, COVER	2	2	2	2	2	2

ITEM	PART NUMBER	DESCRIPTION	QTY.				
37	104031	SCREW,RDHD,SQNK 5/16-18X1 GR5	8	8	8	8	8
38	144127	BRACKET, SEED BOX	2	2	2	2	2
39	1-654-010055-02	SCREW 1/2-13UNCX1-1/4 CP GR5	4	4	4	4	4
40	124971	NUT HX FLG 1/2-13 SPIRALOCK	4	4	4	4	4

Box Assembly, Left, W/O Fertilizer

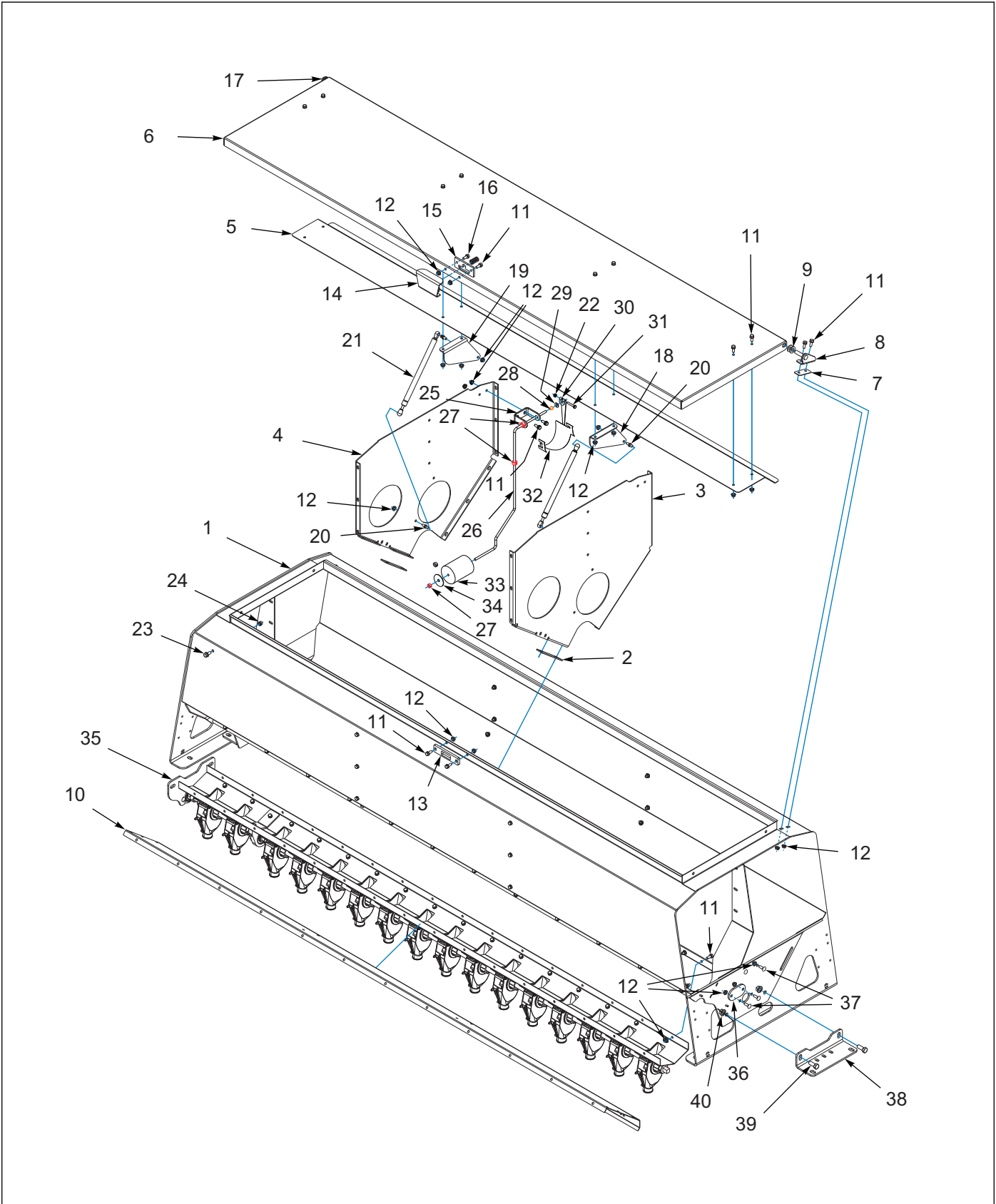


Figure 3-9: Box Assembly, Left W/O Fertilizer

Box Assembly, Left, W/O Fertilizer

ITEM	PART NUMBER	DESCRIPTION	QTY.				
--	172737	BOX ASSY 10' X 7.5" LEFT (CT 30'-40', LT WING 30')	*				
--	174362	BOX ASSY 10' X 10" LEFT (CT 30'-40', LT WING 30')		*			
--	176481	BOX ASSY 10' X 10" LEFT (LT WING 30')			*		
--	174307	BOX ASSY, 7-1/2' X 7.5" LEFT (LT OUTSIDE WING 40')				*	
--	174314	BOX ASSY 7-1/2' X 10" LEFT (LT OUTSIDE WING 40')					*
1	143932	BOX, SEED 10' WLDMT	1	--	--	--	--
1	154842	BOX, SEED 7-1/2' WLDMT	--	1	1	1	1
2	151547	SPACER, SEED BOX	2	2	2	2	2
3	144125	PANEL, SEED BOX, RIGHT	1	1	1	1	1
4	144126	PANEL, SEED BOX, LEFT	1	1	1	1	1
5	151578	SHIELD,SPLASH GUARD	1	--	--	--	--
5	153869	SHIELD, SPLASH GUARD 7-1/2'	--	1	1	1	1
6	151580	LID, SEED BOX 10' WLDMT	1	--	--	--	--
6	153871	LID, SEED BOX 7-1/2' WLDMT	--	1	1	1	1
7	168903	GASKET, HINGE SEAL	2	2	2	2	2
8	144158	HINGE SEED BOX LID RIGHT WLDMT	1	1	1	1	1
9	1-861-010032-14	WASHER, FLAT 1/2" N ZP/CD	4	4	4	4	4
10	143931	PANEL, SEED BOX 10'	1	--	--	--	--
10	153868	PANEL, SEED BOX 7-1/2'	--	1	1	1	1
11	144268	SCREW 5/16-18UNCX3/4FLG HD ZP	94	86	86	81	75
12	126561	NUT,FLG HD,SERRATED,5/16-18ZP	106	98	98	93	87
13	144141	STOP, LATCH	1	1	1	1	1
14	161475	HANDLE, LATCH	1	1	1	1	1
15	161474	MOUNT, LATCH	1	1	1	1	1
16	139692	SPRING .56IDX1.41FLX24# COMP	1	1	1	1	1
17	144159	HINGE SEED BOX LID LEFT WLDMT	1	1	1	1	1
18	161476	BRACKET, SPRING MOUNT RIGHT	1	1	1	1	1
19	161477	BRACKET, SPRING MOUNT LEFT	1	1	1	1	1
20	1401756	BALL STUD	4	4	4	4	4
21	155840	GAS SPRING	2	2	2	2	2
22	1-512-010005-01	NUT,HEX,SLFLKG GRB 1/4-20	1	1	1	1	1
23	179776	SCREW, FLANGE HEAD 3/8-16X3/4	8	4	4	4	4
24	1-512-010005-05	NUT, HEX, SLFLKG GRB 3/8-16	8	4	4	4	4
25	207494	BRACKET, SEED LEVEL ROD	1	1	1	1	1
26	207495	ROD, SEED LEVEL	1	1	1	1	1
27	207499	COLLAR, SHAFT SET 3/8 RD	3	3	3	3	3
28	207498	BEARING, FLANGE 3/8	1	1	1	1	1
29	1-861-010032-07	WASHER,FLAT 1/4 ZP	1	1	1	1	1
30	207496	INDICATOR, SEED LEVEL	1	1	1	1	1
31	1-654-010047-08	SCREW HX CP,1/4-20UNCX1-1/2G5	1	1	1	1	1
32	205147	DECAL, SEED LEVEL	1	1	1	1	1
33	207497	FLOAT, SEED LEVEL	1	1	1	1	1
34	162551	WASHER, FENDER 3/8X2	1	1	1	1	1
35	172734	METER ASSY, 10'X7.5" LEFT	1	--	--	--	--
35	172741	METER ASSY, 10'X10" LEFT	--	1	--	--	--
35	174483	METER ASSY, 10'X10" LEFT	--	--	1	--	--
35	218433	METER ASSY, 7-1/2'X7.5" LT	--	--	--	1	--
35	174317	METER ASSY, 7-1/2' X 10" LEFT	--	--	--	--	1
36	172703	PLATE, COVER	2	2	2	2	2

ITEM	PART NUMBER	DESCRIPTION	QTY.				
37	104031	SCREW,RDHD,SQNK 5/16-18X1 GR5	8	8	8	8	8
38	144127	BRACKET, SEED BOX	2	2	2	2	2
39	1-654-010055-02	SCREW 1/2-13UNCX1-1/4 CP GR5	4	4	4	4	4
40	124971	NUT HX FLG 1/2-13 SPIRALOCK	4	4	4	4	4

Seed Box Assembly W Fertilizer

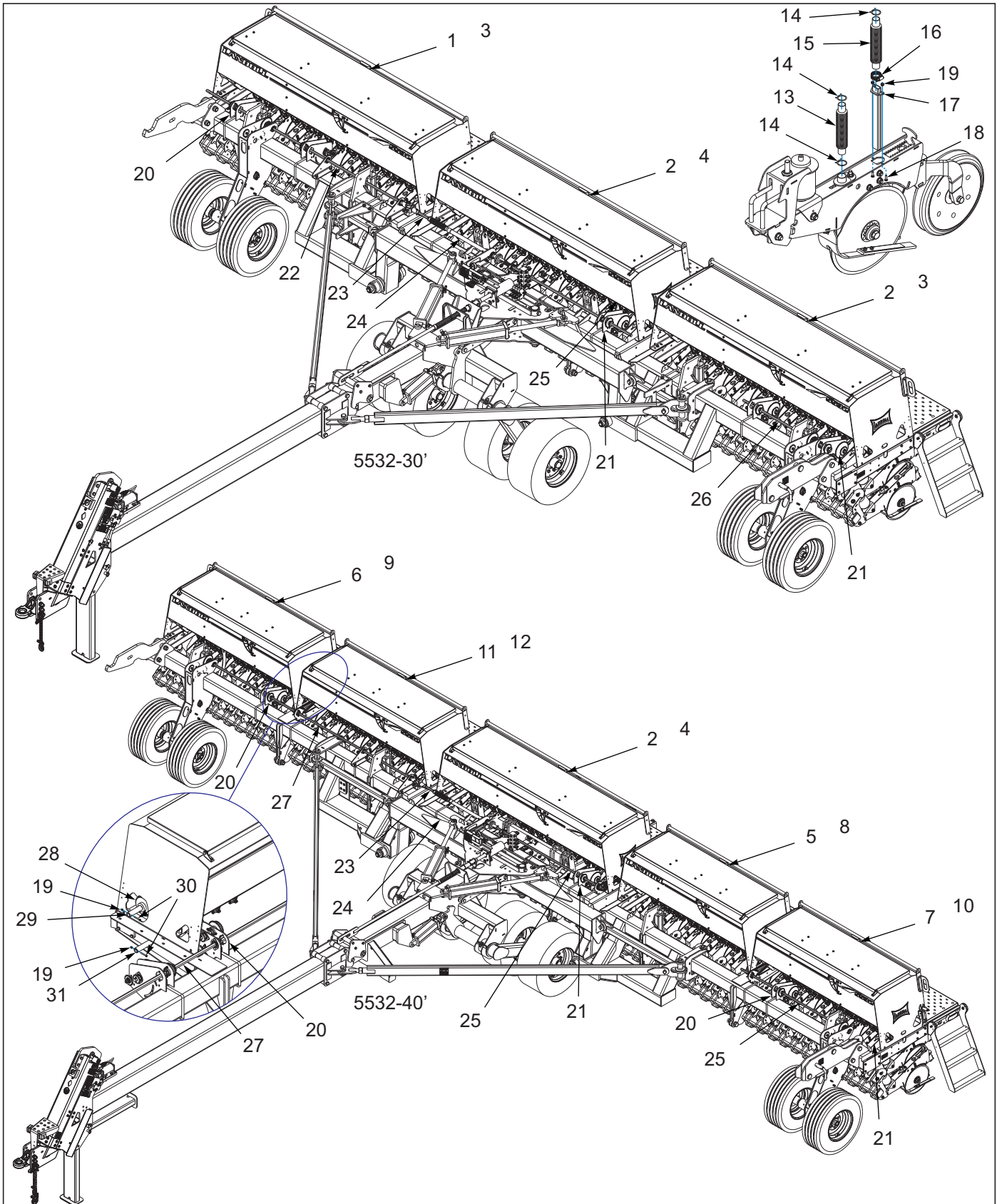


Figure 3-10: Seed Box Assembly W Fertilizer

Seed Box Assembly W Fertilizer

ITEM	PART NUMBER	DESCRIPTION	QTY.			
--	174343	BOX ASSY, 30X7.5 W/FERT	*			
--	174346	BOX ASSY, 30X10 W/FERT		*		
--	174348	BOX ASSY, 40X7.5 W/FERT			*	
--	174351	BOX ASSY, 40 X 10 W/FERT				*
1	174424	BOX ASSY 10' X 7.5" WF RIGHT	1	--	--	--
2	174425	BOX ASSY 10' X 7.5" WF LEFT	2	--	1	--
3	176644	BOX ASSY, 10'X10' WF LEFT	--	2	--	--
4	174427	BOX ASSY 10' X 10" WF LEFT	--	1	--	1
5	174428	BOX ASSY 7-1/2' X 7.5" WF	--	--	1	--
6	174429	BOX ASSY 7-1/2' X 7.5"WF RIGHT	--	--	1	--
7	174430	BOX ASSY 7-1/2' X 7.5" WF LEFT	--	--	1	--
8	174431	BOX ASSY 7-1/2' X 10" WF	--	--	--	1
9	174432	BOX ASSY 7-1/2' X 10" WF RIGHT	--	--	--	1
10	174433	BOX ASSY 7-1/2' X 10" WF LEFT	--	--	--	1
11	199327	BOX ASSY 7-1/2'X7.5" WF RIGHT	--	--	1	--
12	199329	BOX ASSY 7-1/2'X10" WF RIGHT	--	--	--	1
13	172739	HOSE, SEED TUBE (USED W/O SENSOR)	48	36	64	48
14	144129	CLAMP, HOSE #24	144	108	192	144
15	144338	HOSE, SEED	48	36	64	48
16	42H16	CLAMP, HOSE 1 IN	48	36	64	48
17	176560	TUBE, FERTILIZER	48	36	64	48
18	1-654-010158-02	SCREW,RHD,SQ NCK 1/4-20UNCX1	96	72	128	96
19	1-512-010005-01	NUT,HEX,SLFLKG GRB 1/4-20	96	72	128	96
20	174407	DRIVE ASSY, FERTILIZER RIGHT	1	1	2	2
21	174408	DRIVE ASSY, FERTILIZER LEFT	2	2	1	1
22	144180	SHAFT, 7/8 HEX, 108-1/2 L	1	1	--	--
23	144179	SHAFT,7/8 HEX, 28 L	1	1	1	1
24	144222	SHAFT, 7/8 HEX, 10L	1	1	1	1
25	144181	SHAFT, 7/8 HEX, 72-1/4 L	1	1	2	2
26	144182	SHAFT,7/8 HEX, 21-5/8 L	1	1	--	--
27	154869	SHAFT, 7/8 HEX, 140 L	--	--	1	1
28	151586	SPROCKET #40 X 35, 5/8 SQ	--	--	2	2
29	154837	COUPLER, SHAFT 4-3/4"	--	--	2	2
30	1-654-010047-10	SCREW,HX CP,1/4-20UNC X2 GR5	--	--	8	8
31	154827	COUPLER SHAFT 10-1/2"	--	--	2	2

Box Assembly, W Fertilizer

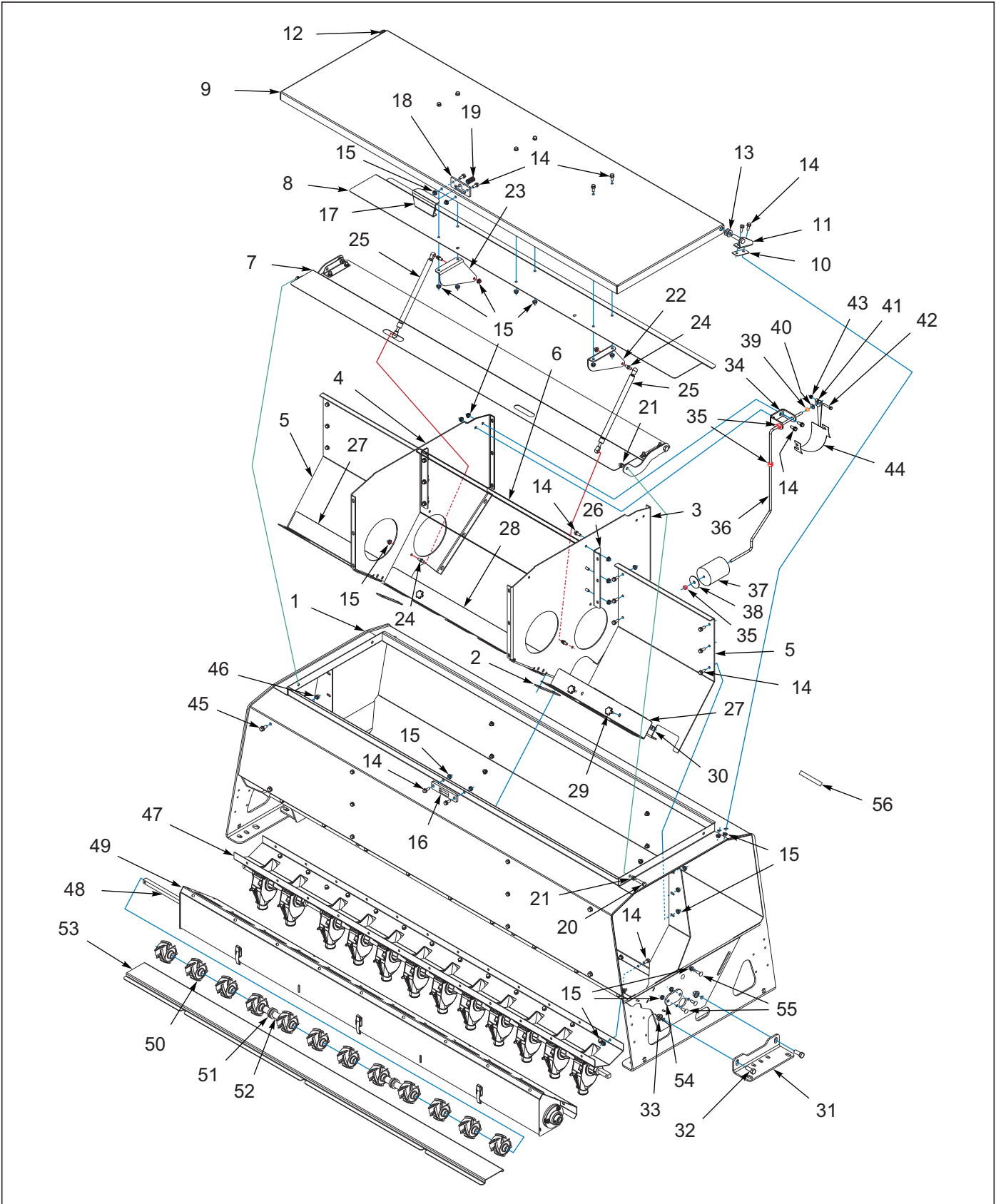


Figure 3-11: Box Assembly, W Fertilizer

Box Assembly, W Fertilizer

ITEM	PART NUMBER	DESCRIPTION	QTY.	
--	174428	BOX ASSY 7-1/2' X 7.5" WF (LT INNER WING 5532-40')	*	
--	174431	BOX ASSY 7-1/2' X 10" WF (LT INNER WING 5532-40')	*	
1	154842	BOX, SEED 7-1/2' WLDMT	1	1
2	151547	SPACER, SEED BOX	2	2
3	144125	PANEL, SEED BOX, RIGHT	1	1
4	144126	PANEL, SEED BOX, LEFT	1	1
5	154838	PANEL, FERT DIVIDER 20-1/2"	2	2
6	144119	PANEL, FERTILIZER DIVIDER	1	1
7	154872	SHIELD ASSY FILL 7-1/2'	1	1
8	153869	SHIELD, SPLASH GUARD 7-1/2'	1	1
9	153871	LID, SEED BOX 7-1/2' WLDMT	1	1
10	168903	GASKET, HINGE SEAL	2	2
11	144158	HINGE SEED BOX LID RIGHT WLDMT	1	1
12	144159	HINGE SEED BOX LID LEFT WLDMT	1	1
13	1-861-010032-14	WASHER, FLAT 1/2" N ZP/CD	4	4
14	144268	SCREW 5/16-18UNCX3/4FLG HD ZP	113	107
15	126561	NUT,FLG HD,SERRATED,5/16-18ZP	125	119
16	144141	STOP, LATCH	1	1
17	161475	HANDLE, LATCH	1	1
18	161474	MOUNT, LATCH	1	1
19	139692	SPRING .56IDX1.41FLX24# COMP	1	1
20	1-654-010160-07	SCREW 3/8-16X1.5HHCS FULLTHRD	2	2
21	1-512-010005-05	NUT, HEX, SLFLKG GRB 3/8-16	6	6
22	161476	BRACKET, SPRING MOUNT RIGHT	1	1
23	161477	BRACKET, SPRING MOUNT LEFT	1	1
24	1401756	BALL STUD	4	4
25	155840	GAS SPRING	2	2
26	144118	BRACKET, FERTILIZER PANEL	4	4
27	154839	COVER, FERTILIZER BOX 20"	2	2
28	144122	COVER, FERTILIZER BOX	1	1
29	144124	KNOB PLASTIC 1/4-20 STUD	6	6
30	144123	NUT, SPRING 1/4-20	6	6
31	144127	BRACKET, SEED BOX	2	2
32	1-654-010055-02	SCREW 1/2-13UNCX1-1/4 CP GR5	4	4
33	124971	NUT HX FLG 1/2-13 SPIRALOCK	4	4
34	207494	BRACKET, SEED LEVEL ROD	1	1
35	207499	COLLAR, SHAFT SET 3/8 RD	3	3
36	207495	ROD, SEED LEVEL	1	1
37	207497	FLOAT, SEED LEVEL	1	1
38	162551	WASHER, FENDER 3/8X2	1	1
39	207498	BEARING, FLANGE 3/8	1	1
40	1-861-010032-07	WASHER,FLAT 1/4 ZP	1	1
41	207496	INDICATOR, SEED LEVEL	1	1
42	1-654-010047-08	SCREW HX CP,1/4-20UNCX1-1/2G5	1	1
43	1-512-010005-01	NUT,HEX,SLFLKG GRB 1/4-20	1	1
44	205147	DECAL, SEED LEVEL	1	1
45	179776	SCREW, FLANGE HEAD 3/8-16X3/4	4	4
46	1-512-010005-05	NUT, HEX, SLFLKG GRB 3/8-16	4	4
47	218432	METER ASSY, 7-1/2'X7.5" RT	1	--

ITEM	PART NUMBER	DESCRIPTION	QTY.	
47	174315	METER ASSY, 7-1/2' X 10"	--	1
48	154836	SHAFT, 5/8 SQ X 83	1	1
49	154828	FERTILIZER ASSY 7.5" X 7-1/2'	1	1
49	154829	FERTILIZER ASSY 10" X 7-1/2'	1	1
50	144105	METER, FERTILIZER WHEEL	12	9
51	144146	BEARING, FERTILIZER SHAFT	2	2
52	151582	SLEEVE .9375 OD X .63 SQ ID	2	2
53	159952	DOOR, FERTILIZER 7-1/2'	1	1
54	172703	PLATE, COVER	2	2
55	104031	SCREW,RDHD,SQNK 5/16-18X1 GR5	8	8
56	25618	STRIP, RUBBER, 1/8	AR	AR

Box Assembly, Right, W Fertilizer

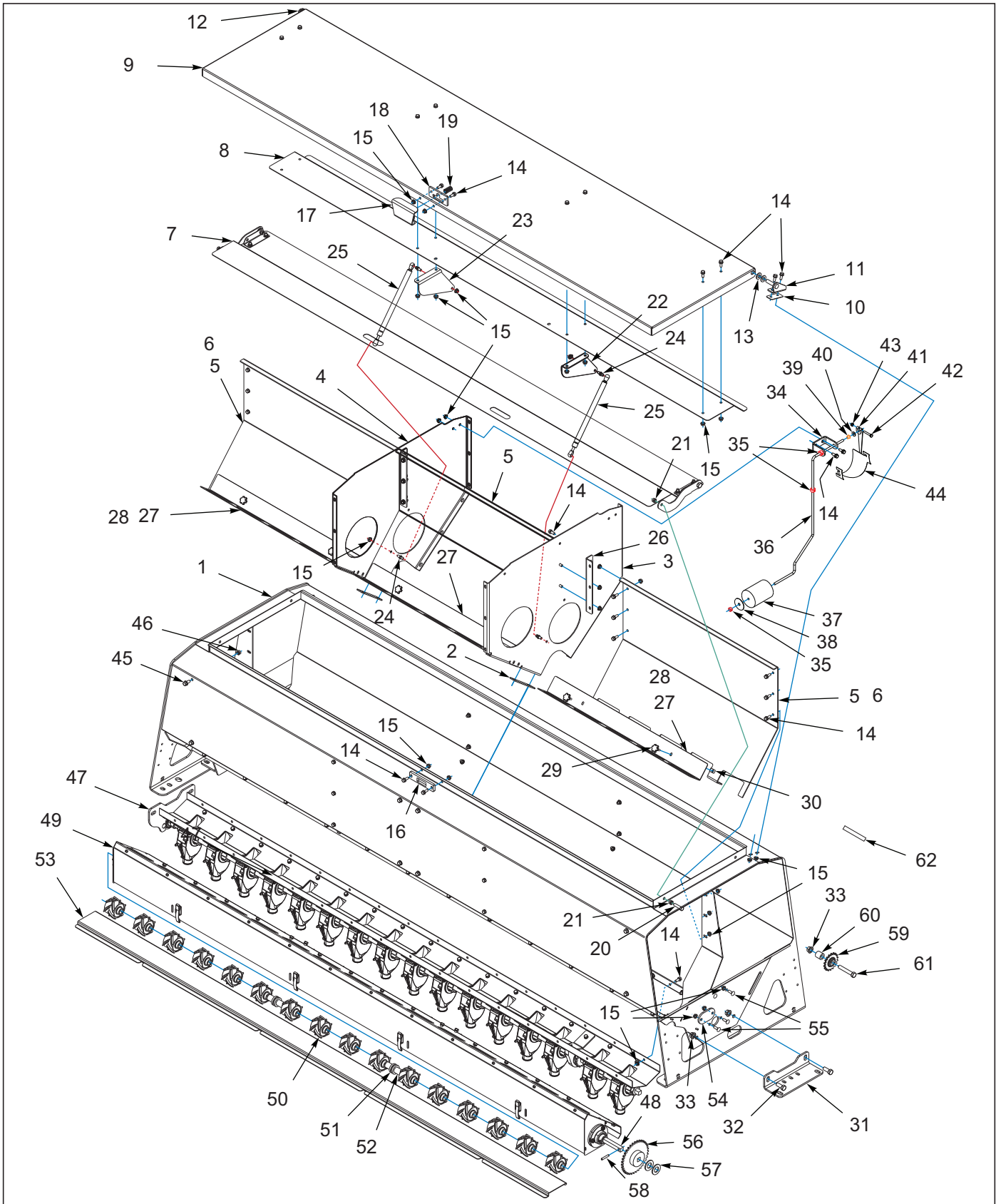


Figure 3-12: Box Assembly, Right, W Fertilizer

Box Assembly, Right, W Fertilizer

ITEM	PART NUMBER	DESCRIPTION	QTY.				
--	174424	BOX ASSY 10' X 7.5" WF RIGHT (RT WING 30')	*				
--	174429	BOX ASSY 7-1/2' X 7.5"WF RIGHT (RT OUTER WING 40')		*			
--	174432	BOX ASSY 7-1/2' X 10" WF RIGHT (RT OUTER WING 40')			*		
--	199327	BOX ASSY 7-1/2'X7.5" WF RIGHT (RT INNER WING 40')				*	
--	199329	BOX ASSY 7-1/2'X10" WF RIGHT (RT INNER WING 40')					*
1	143932	BOX, SEED 10' WLDMT	1	--	--	--	--
1	154842	BOX, SEED 7-1/2' WLDMT	--	1	1	1	1
2	151547	SPACER, SEED BOX	2	2	2	2	2
3	144125	PANEL, SEED BOX, RIGHT	1	1	1	1	1
4	144126	PANEL, SEED BOX, LEFT	1	1	1	1	1
5	144119	PANEL, FERTILIZER DIVIDER	3	1	1	1	1
6	154838	PANEL, FERT DIVIDER 20-1/2"	--	2	2	2	2
7	144133	SHIELD ASSY FILL 10'	1	--	--	--	--
7	154872	SHIELD ASSY FILL 7-1/2'	--	1	1	1	1
8	151578	SHIELD,SPLASH GUARD	1	--	--	--	--
8	153869	SHIELD, SPLASH GUARD 7-1/2'	--	1	1	1	1
9	151580	LID, SEED BOX 10' WLDMT	1	--	--	--	--
9	153871	LID, SEED BOX 7-1/2' WLDMT	--	1	1	1	1
10	168903	GASKET, HINGE SEAL	2	2	2	2	2
11	144158	HINGE SEED BOX LID RIGHT WLDMT	1	1	1	1	1
12	144159	HINGE SEED BOX LID LEFT WLDMT	1	1	1	1	1
13	1-861-010032-14	WASHER, FLAT 1/2" N ZP/CD	4	4	4	4	4
14	144268	SCREW 5/16-18UNCX3/4FLG HD ZP	130	113	107	113	107
15	126561	NUT,FLG HD,SERRATED,5/16-18ZP	140	125	119	125	119
16	144141	STOP, LATCH	1	1	1	1	1
17	161475	HANDLE, LATCH	1	1	1	1	1
18	161474	MOUNT, LATCH	1	1	1	1	1
19	139692	SPRING .56IDX1.41FLX24# COMP	1	1	1	1	1
20	1-654-010160-07	SCREW 3/8-16X1.5HHCS FULLTHRD	1	1	1	1	1
21	1-512-010005-05	NUT, HEX, SLFLKG GRB 3/8-16	4	4	4	4	4
22	161476	BRACKET, SPRING MOUNT RIGHT	1	1	1	1	1
23	161477	BRACKET, SPRING MOUNT LEFT	1	1	1	1	1
24	1401756	BALL STUD	4	4	4	4	4
25	155840	GAS SPRING	2	2	2	2	2
26	144118	BRACKET, FERTILIZER PANEL	4	4	4	4	4
27	144122	COVER, FERTILIZER BOX	3	1	1	1	1
28	154839	COVER, FERTILIZER BOX 20"	--	2	2	2	2
29	144124	KNOB PLASTIC 1/4-20 STUD	6	6	6	6	6
30	144123	NUT, SPRING 1/4-20	6	6	6	6	6
31	144127	BRACKET, SEED BOX	2	2	2	2	2
32	1-654-010055-02	SCREW 1/2-13UNCX1-1/4 CP GR5	4	4	4	4	4
33	124971	NUT HX FLG 1/2-13 SPIRALOCK	5	4	4	4	5
34	207494	BRACKET, SEED LEVEL ROD	1	1	1	1	1
35	207499	COLLAR, SHAFT SET 3/8 RD	3	3	3	3	3
36	207495	ROD, SEED LEVEL	1	1	1	1	1

ITEM	PART NUMBER	DESCRIPTION	QTY.				
37	207497	FLOAT, SEED LEVEL	1	1	1	1	1
38	162551	WASHER, FENDER 3/8X2	1	1	1	1	1
39	207498	BEARING, FLANGE 3/8	1	1	1	1	1
40	1-861-010032-07	WASHER,FLAT 1/4 ZP	1	1	1	1	1
41	207496	INDICATOR, SEED LEVEL	1	1	1	1	1
42	1-654-010047-08	SCREW HX CP,1/4-20UNCX1-1/2G5	1	1	1	1	1
43	1-512-010005-01	NUT,HEX,SLFLKG GRB 1/4-20	1	1	1	1	1
44	205147	DECAL, SEED LEVEL	1	1	1	1	1
45	179776	SCREW, FLANGE HEAD 3/8-16X3/4	8	4	4	4	4
46	1-512-010005-05	NUT, HEX, SLFLKG GRB 3/8-16	8	4	4	4	4
47	172733	METER ASSY, 10'X7.5" RIGHT	1	--	--	--	--
47	218430	METER ASSY, 7-1/2'X7.5" RT	--	1	--	--	--
47	174316	METER ASSY, 7-1/2' X 10" RIGHT	--	--	1	--	--
47	218431	METER ASSY, 7-1/2'X7.5" LT	--	--	--	1	--
47	199330	METER ASSY, 7-1/2'X10" RIGHT	--	--	--	--	1
48	144143	SHAFT, 5/8 SQ X 110	1	--	--	--	--
48	154836	SHAFT, 5/8 SQ X 83	--	1	1	1	1
49	153852	FERTILIZER ASSY, 7.5" X 10'	1	--	--	--	--
49	154828	FERTILIZER ASSY 7.5" X 7-1/2'	--	1	--	1	--
49	154829	FERTILIZER ASSY 10" X 7-1/2'	--	--	1	--	1
50	144105	METER, FERTILIZER WHEEL	16	12	9	12	9
51	144146	BEARING, FERTILIZER SHAFT	2	2	2	2	2
52	151582	SLEEVE .9375 OD X .63 SQ ID	2	2	2	2	2
53	159953	DOOR, FERTILIZER 10'	1	--	--	--	--
53	159952	DOOR, FERTILIZER 7-1/2'	--	1	1	1	1
54	172703	PLATE, COVER	2	2	2	2	2
55	104031	SCREW,RDHD,SQNK 5/16-18X1 GR5	8	8	8	8	8
56	151586	SPROCKET #40 X 35, 5/8 SQ	1	--	--	--	--
57	172700	WASHER, 1.50 OD X .640 SQ	2	--	--	--	--
58	1-647-010004217	SPRING PIN, SLOTTED 1/4X1-1/2	2	--	--	--	--
59	122871	SPROCKET,TRANSMISSION IDLER	1	--	--	--	1
60	144183	SPACER 1X9/16X1	1	--	--	--	1
61	1-654-010055-09	SCREW,HX CP,1/2-13UNCX3 GR5	1	--	--	--	1
62	25618	STRIP, RUBBER, 1/8	AR	AR	AR	AR	AR

Box Assembly, Left, W Fertilizer

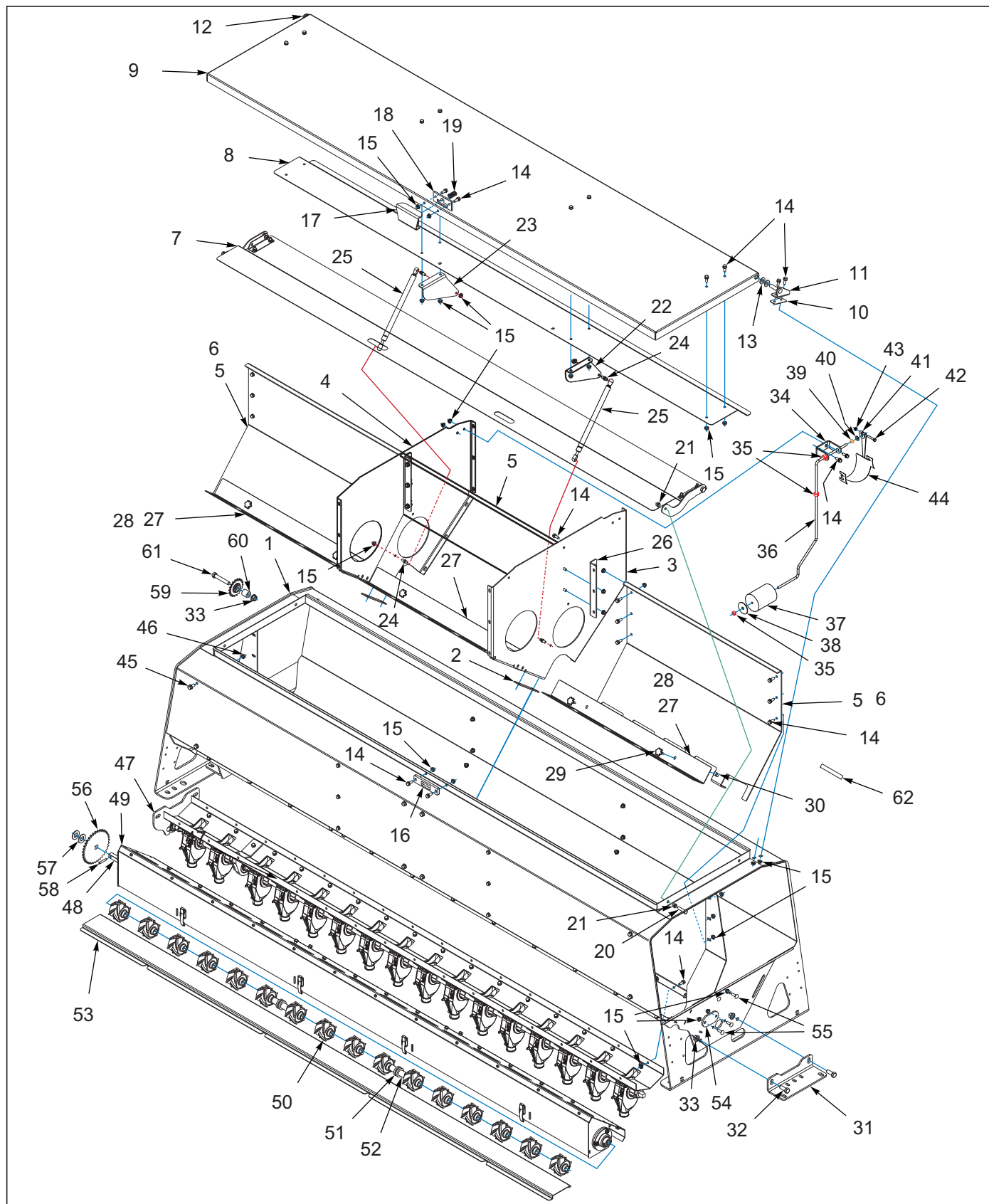


Figure 3-13: Box Assembly, Left W Fertilizer

Box Assembly, Left, W Fertilizer

ITEM	PART NUMBER	DESCRIPTION	QTY.					
--	174425	BOX ASSY 10' X 7.5" WF LEFT (RT INNER WING 40')	*					
--	174427	BOX ASSY 10' X 10" WF LEFT (RT INNER WING 40')		*				
--	176644	BOX ASSY, 10'X10' WF LEFT (LT WING 30')			*			
--	174430	BOX ASSY 7-1/2' X 7.5" WF LEFT (LT OUTSIDE WING 40')				*		
--	174433	BOX ASSY 7-1/2' X 10" WF LEFT (LT OUTSIDE WING 40')					*	
1	143932	BOX, SEED 10' WLDMT	1	--	--	--	--	--
1	154842	BOX, SEED 7-1/2' WLDMT	--	1	1	1	1	1
2	151547	SPACER, SEED BOX	2	2	2	2	2	2
3	144125	PANEL, SEED BOX, RIGHT	1	1	1	1	1	1
4	144126	PANEL, SEED BOX, LEFT	1	1	1	1	1	1
5	144119	PANEL, FERTILIZER DIVIDER	3	1	1	1	1	1
6	154838	PANEL, FERT DIVIDER 20-1/2"	--	2	2	2	2	2
7	144133	SHIELD ASSY FILL 10'	1	--	--	--	--	--
7	154872	SHIELD ASSY FILL 7-1/2'	--	1	1	1	1	1
8	151578	SHIELD,SPLASH GUARD	1	--	--	--	--	--
8	153869	SHIELD, SPLASH GUARD 7-1/2'	--	1	1	1	1	1
9	151580	LID, SEED BOX 10' WLDMT	1	--	--	--	--	--
9	153871	LID, SEED BOX 7-1/2' WLDMT	--	1	1	1	1	1
10	168903	GASKET, HINGE SEAL	2	2	2	2	2	2
11	144158	HINGE SEED BOX LID RIGHT WLDMT	1	1	1	1	1	1
12	144159	HINGE SEED BOX LID LEFT WLDMT	1	1	1	1	1	1
13	1-861-010032-14	WASHER, FLAT 1/2" N ZP/CD	4	4	4	4	4	4
14	144268	SCREW 5/16-18UNCX3/4FLG HD ZP	130	122	122	113	107	
15	126561	NUT,FLG HD,SERRATED,5/16-18ZP	140	134	134	125	119	
16	144141	STOP, LATCH	1	1	1	1	1	1
17	161475	HANDLE, LATCH	1	1	1	1	1	1
18	161474	MOUNT, LATCH	1	1	1	1	1	1
19	139692	SPRING .56IDX1.41FLX24# COMP	1	1	1	1	1	1
20	1-654-010160-07	SCREW 3/8-16X1.5HHCS FULLTHRD	1	1	1	1	1	1
21	1-512-010005-05	NUT, HEX, SLFLKG GRB 3/8-16	4	4	4	4	4	4
22	161476	BRACKET, SPRING MOUNT RIGHT	1	1	1	1	1	1
23	161477	BRACKET, SPRING MOUNT LEFT	1	1	1	1	1	1
24	1401756	BALL STUD	4	4	4	4	4	4
25	155840	GAS SPRING	2	2	2	2	2	2
26	144118	BRACKET, FERTILIZER PANEL	4	4	4	4	4	4
27	144122	COVER, FERTILIZER BOX	3	1	1	1	1	1
28	154839	COVER, FERTILIZER BOX 20"	--	2	2	2	2	2
29	144124	KNOB PLASTIC 1/4-20 STUD	6	6	6	6	6	6
30	144123	NUT, SPRING 1/4-20	6	6	6	6	6	6
31	144127	BRACKET, SEED BOX	2	2	2	2	2	2
32	1-654-010055-02	SCREW 1/2-13UNCX1-1/4 CP GR5	4	4	4	4	4	4
33	124971	NUT HX FLG 1/2-13 SPIRALOCK	5	4	4	4	5	
34	207494	BRACKET, SEED LEVEL ROD	1	1	1	1	1	1
35	207499	COLLAR, SHAFT SET 3/8 RD	3	3	3	3	3	3
36	207495	ROD, SEED LEVEL	1	1	1	1	1	1
37	207497	FLOAT, SEED LEVEL	1	1	1	1	1	1
38	162551	WASHER, FENDER 3/8X2	1	1	1	1	1	1
39	207498	BEARING, FLANGE 3/8	1	1	1	1	1	1
40	1-861-010032-07	WASHER,FLAT 1/4 ZP	1	1	1	1	1	1

ITEM	PART NUMBER	DESCRIPTION	QTY.				
41	207496	INDICATOR, SEED LEVEL	1	1	1	1	1
42	1-654-010047-08	SCREW HX CP,1/4-20UNCX1-1/2G5	1	1	1	1	1
43	1-512-010005-01	NUT,HEX,SLFLKG GRB 1/4-20	1	1	1	1	1
44	205147	DECAL, SEED LEVEL	1	1	1	1	1
45	179776	SCREW, FLANGE HEAD 3/8-16X3/4	8	4	4	4	4
46	1-512-010005-05	NUT, HEX, SLFLKG GRB 3/8-16	8	4	4	4	4
47	172734	METER ASSY, 10'X7.5" LEFT	1	--	--	--	--
47	172741	METER ASSY, 10'X10" LEFT	--	1	--	--	--
47	174483	METER ASSY, 10'X10" LEFT	--	--	1	--	--
47	218433	METER ASSY, 7-1/2'X7.5" LT	--	--	--	1	--
47	174317	METER ASSY, 7-1/2' X 10" LEFT	--	--	--	--	1
48	144143	SHAFT, 5/8 SQ X 110	1	1	1	--	--
48	154836	SHAFT, 5/8 SQ X 83	--	--	--	1	1
49	153852	FERTILIZER ASSY, 7.5" X 10'	1	--	--	--	--
49	153853	FERTILIZER ASSY, 10" X 10'	--	1	1	--	--
49	154828	FERTILIZER ASSY 7.5" X 7-1/2'	--	--	--	1	--
49	154829	FERTILIZER ASSY 10" X 7-1/2'	--	--	--	--	1
50	144105	METER, FERTILIZER WHEEL	16	12	9	12	9
51	144146	BEARING, FERTILIZER SHAFT	2	2	2	2	2
52	151582	SLEEVE .9375 OD X .63 SQ ID	2	2	2	2	2
53	159953	DOOR, FERTILIZER 10'	1	--	--	--	--
53	159952	DOOR, FERTILIZER 7-1/2'	--	1	1	1	1
54	172703	PLATE, COVER	2	2	2	2	2
55	104031	SCREW,RDHD,SQNK 5/16-18X1 GR5	8	8	8	8	8
56	151586	SPROCKET #40 X 35, 5/8 SQ	1	1	1	--	--
57	172700	WASHER, 1.50 OD X .640 SQ	2	2	2	--	--
58	1-647-010004217	SPRING PIN, SLOTTED 1/4X1-1/2	2	2	2	--	--
59	122871	SPROCKET,TRANSMISSION IDLER	1	--	--	--	1
60	144183	SPACER 1X9/16X1	1	--	--	--	1
61	1-654-010055-09	SCREW,HX CP,1/2-13UNCX3 GR5	1	--	--	--	1
62	25618	STRIP, RUBBER, 1/8	AR	AR	AR	AR	AR

Fill Shield Assembly

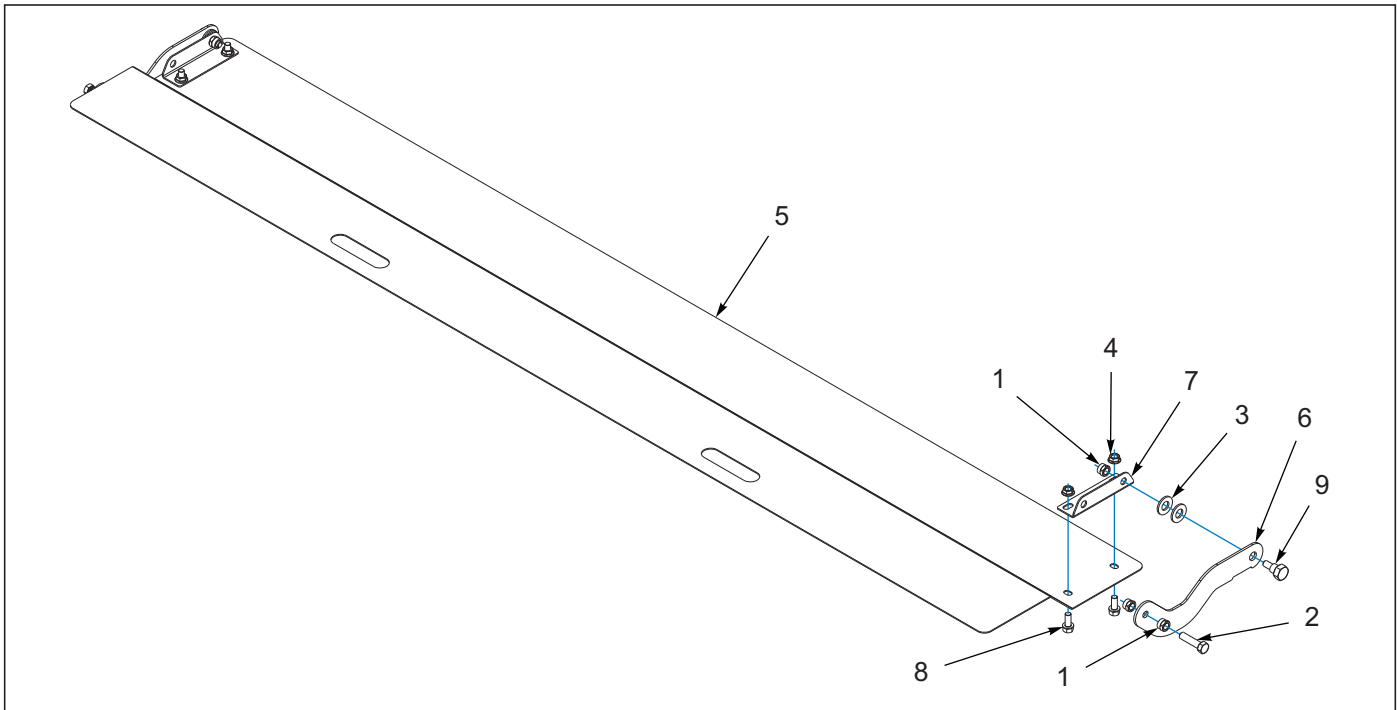


Figure 3-14: Fill Shield Assembly

Fill Shield Assembly

ITEM	PART NUMBER	DESCRIPTION	QTY.
--	144133	SHIELD ASSY FILL 10'	
--	154872	SHIELD ASSY FILL 7-1/2'	
1	1-512-010005-05	NUT, HEX, SLFLKG GRB 3/8-16	6
2	1-654-010160-07	SCREW 3/8-16X1.5HHCS FULLTHRD	2
3	1-861-010032-14	WASHER, FLAT 1/2" N ZP/CD	4
4	126561	NUT, FLG HD, SERRATED, 5/16-18ZP	4
5	144134	SHIELD, FILL 10'	1
5	154871	SHIELD, FILL 7-1/2'	1
6	144135	HINGE, FILL SHIELD	2
7	144137	BRACKET, FILL SHIELD	2
8	144268	SCREW 5/16-18UNCX3/4FLG HD ZP	4
9	2-095-010017	BOLT, SHOULDER HEX HEAD	2

Seed Meter Assembly

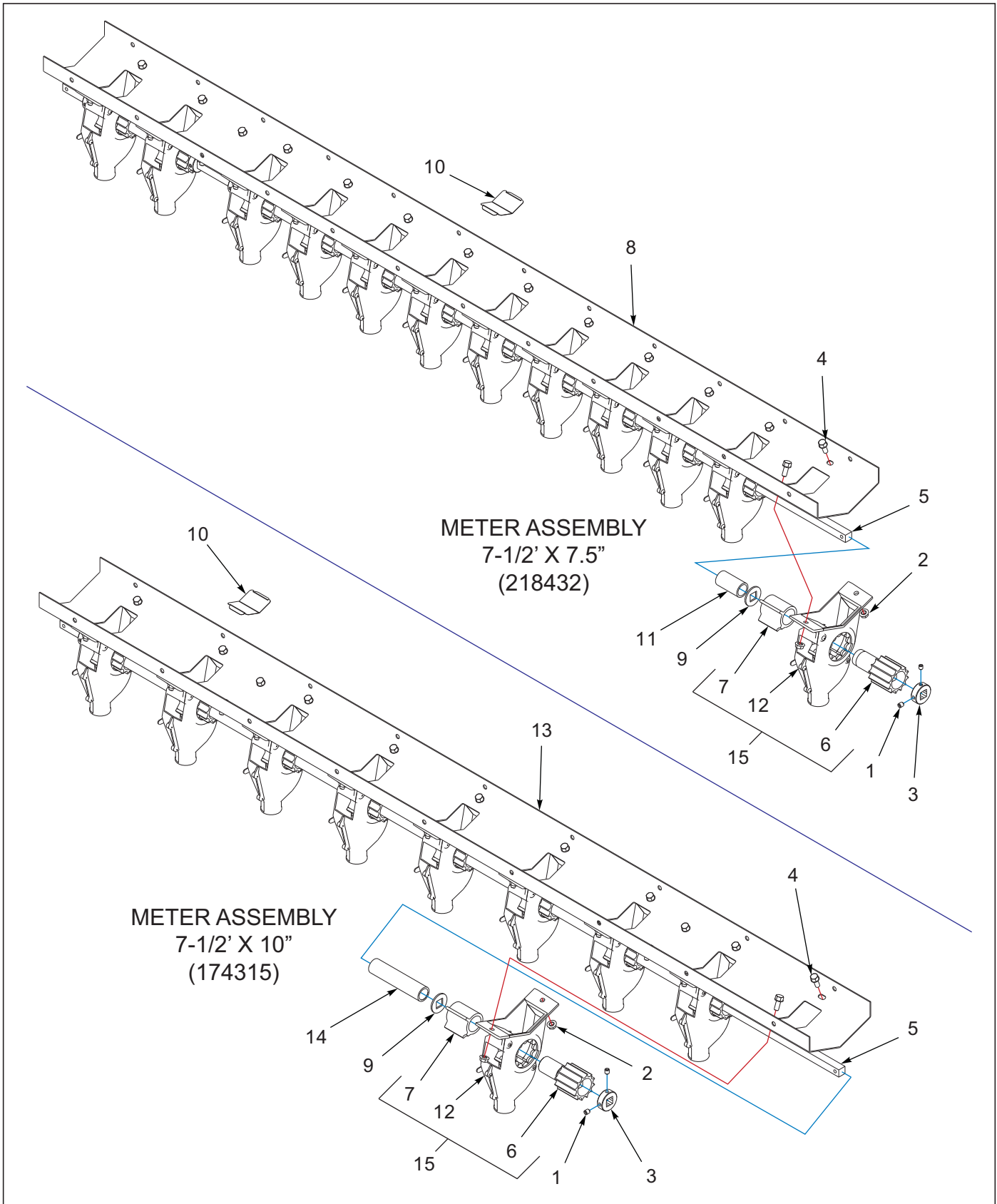


Figure 3-15: Seed Meter Assembly

Seed Meter Assembly

ITEM	PART NUMBER	DESCRIPTION	QTY.	
--	218432	METER ASSY, 7-1/2'X7.5" RT	*	
--	174315	METER ASSY, 7-1/2' X 10"	*	
1	107-0975	SCREW SET LOCK 5/16-18X3/8LG	8	4
2	126561	NUT,FLG HD,SERRATED,5/16-18ZP	26	22
3	144144	COLLAR, SHAFT SET, 5/8 SQ	4	2
4	144268	SCREW 5/16-18UNCX3/4FLG HD ZP	26	22
5	154826	SHAFT 5/8 SQ X 78	1	1
6	168868	METER FEED ROLL	12	9
7	168869	METER, FEED CUT-OFF	12	9
8	218421	BOTTOM, SEED METER 7-1/2'X7.5"	1	--
9	172700	WASHER, 1.50 OD X .640 SQ	10	8
10	174398	PLUG, SEED	AR	AR
11	205237	SPACER METER 2-3/8"	10	--
12	172706	METER ASSY, SEED HOUSING (SEE PAGE 3-57)	12	9
13	168885	BOTTOM, SEED METER 7-1/2'X10"	--	1
14	172705	SPACER, METER 4-15/16L	--	8
15	168870	METER ASSY, SEED COMPLETE (INCLUDES ITEMS 6, 7 & 12)	12	9

Seed Meter Assembly, Right (1 of 2)

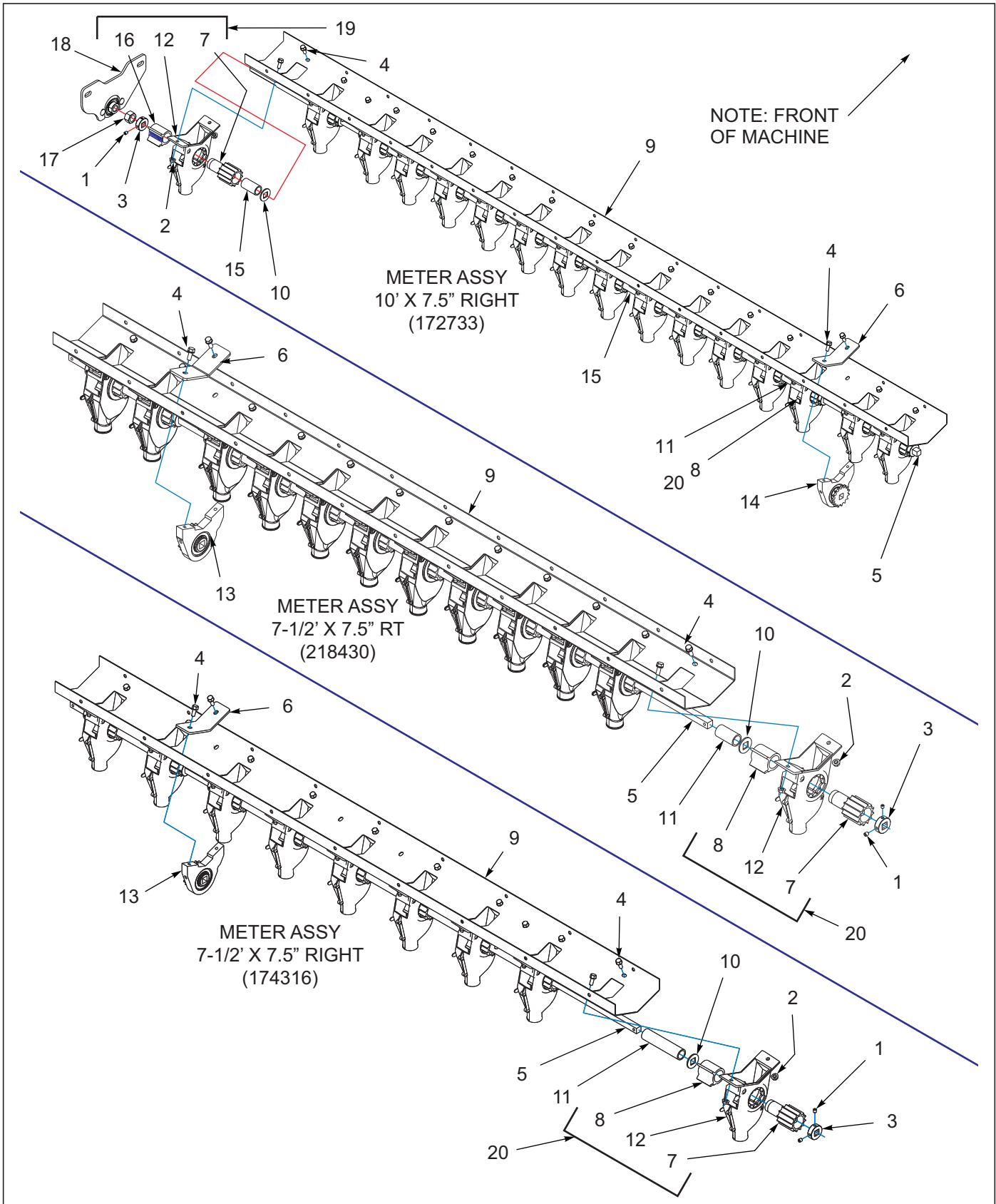


Figure 3-16: Seed Meter Assembly, Right (1 of 2)

Seed Meter Assembly, Right (1 of 2)

ITEM	PART NUMBER	DESCRIPTION	QTY.		
--	172733	METER ASSEMBLY, 10' X 7.5" RIGHT	*		
--	218430	METER ASSY, 7-1/2'X7.5" RT		*	
--	174316	METER ASSEMBLY, 7.5' X 10" RIGHT			*
1	107-0975	SCREW SET LOCK 5/16-18X3/8LG	8	12	8
2	126561	NUT,FLG HD,SERRATED,5/16-18ZP	34	26	20
3	144144	COLLAR, SHAFT SET, 5/8 SQ	6	6	4
4	144268	SCREW 5/16-18UNCX3/4FLG HD ZP	36	28	22
5	168858	SHAFT 5/8 SQ X 105 W/THDS	1	--	--
5	154826	SHAFT 5/8 SQ X 78	--	1	1
6	168844	PLATE, BEARING SUPPORT	1	1	1
7	168868	METER FEED ROLL	16	12	9
8	168869	METER, FEED CUT-OFF	15	12	9
9	168886	BOTTOM, SEED METER 10' X 7.5"	1	--	--
9	218421	BOTTOM, SEED METER 7-1/2'X7.5"	--	1	--
9	168885	BOTTOM, SEED METER 7-1/2'X10"	--	--	1
10	172700	WASHER, 1.50 OD X .640 SQ	13	9	7
11	205237	SPACER METER 2-3/8"	2	10	--
11	172705	SPACER, METER 4-15/16L	--	--	7
12	172706	METER ASSY, SEED HOUSING (SEE PAGE 3-57)	16	12	9
13	208221	BEARING ASSY, SEED SHAFT LT (SEE PAGE 3-59)	1	1	--
14	208220	BEARING ASSY, SEED SHAFT RT (SEE PAGE 3-59)	--	--	1
15	172701	SPACER METER 2-5/8"	9	--	--
16	172713	METER, FEED CUT-OFF W/PLACARD	1	--	--
17	1-512-010007-12	NUT, HEX 3/4-10 GR2 ZP	1	--	--
18	172712	SEED RATE ADJ ASSY, LEFT (SEE PAGE 3-61)	1	--	--
19	172735	METER ASSY, SEED W/GAUGE (INCL ITEMS 7, 12 & 16)			
20	168870	METER ASSY, SEED COMPLETE (INCL ITEMS 7, 8 & 12)			

Seed Meter Assembly, Right (2 of 2)

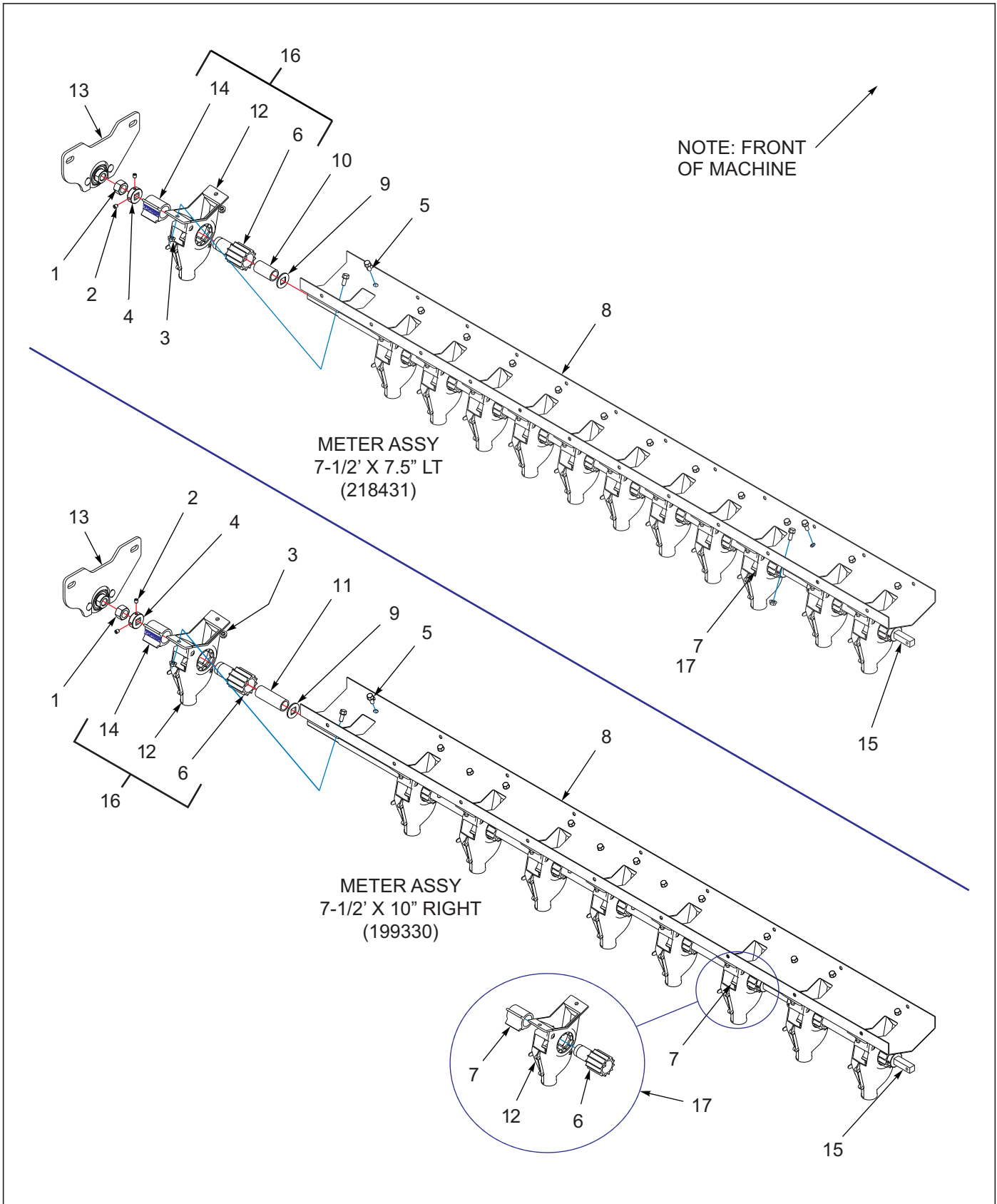


Figure 3-17: Seed Meter Assembly, Right (2 of 2)

Seed Meter Assembly, Right (2 of 2)

ITEM	PART NUMBER	DESCRIPTION	QTY.	
--	218431	METER ASSY, 7-1/2'X7.5" LT	*	
--	199330	METER ASSY, 7-1/2'X10" RIGHT		*
1	1-512-010007-12	NUT, HEX 3/4-10 GR2 ZP	1	1
2	107-0975	SCREW SET LOCK 5/16-18X3/8LG	8	8
3	126561	NUT,FLG HD,SERRATED,5/16-18ZP	26	22
4	144144	COLLAR, SHAFT SET, 5/8 SQ	4	4
5	144268	SCREW 5/16-18UNCX3/4FLG HD ZP	26	22
6	168868	METER FEED ROLL	12	9
7	168869	METER, FEED CUT-OFF	11	8
8	218421	BOTTOM, SEED METER 7-1/2'X7.5"	1	--
8	168885	BOTTOM, SEED METER 7-1/2'X10"	--	1
9	172700	WASHER, 1.50 OD X .640 SQ	10	7
10	205237	SPACER METER 2-3/8"	10	--
11	172705	SPACER, METER 4-15/16L	--	7
12	172706	METER ASSY, SEED HOUSING (SEE PAGE 3-57)	12	9
13	172712	SEED RATE ADJ ASSY, LEFT(SEE PAGE 3-61)	1	1
14	172713	METER, FEED CUT-OFF W/PLACARD	1	1
15	174311	SHAFT SQ 5/8X79 W/THDS	1	1
16	172735	METER ASSY, SEED W/GAUGE (INCL ITEMS 6, 12 & 14)		
17	168870	METER ASSY, SEED COMPLETE (INCL ITEMS 6, 7 & 12)		

Seed Meter Assembly, Left

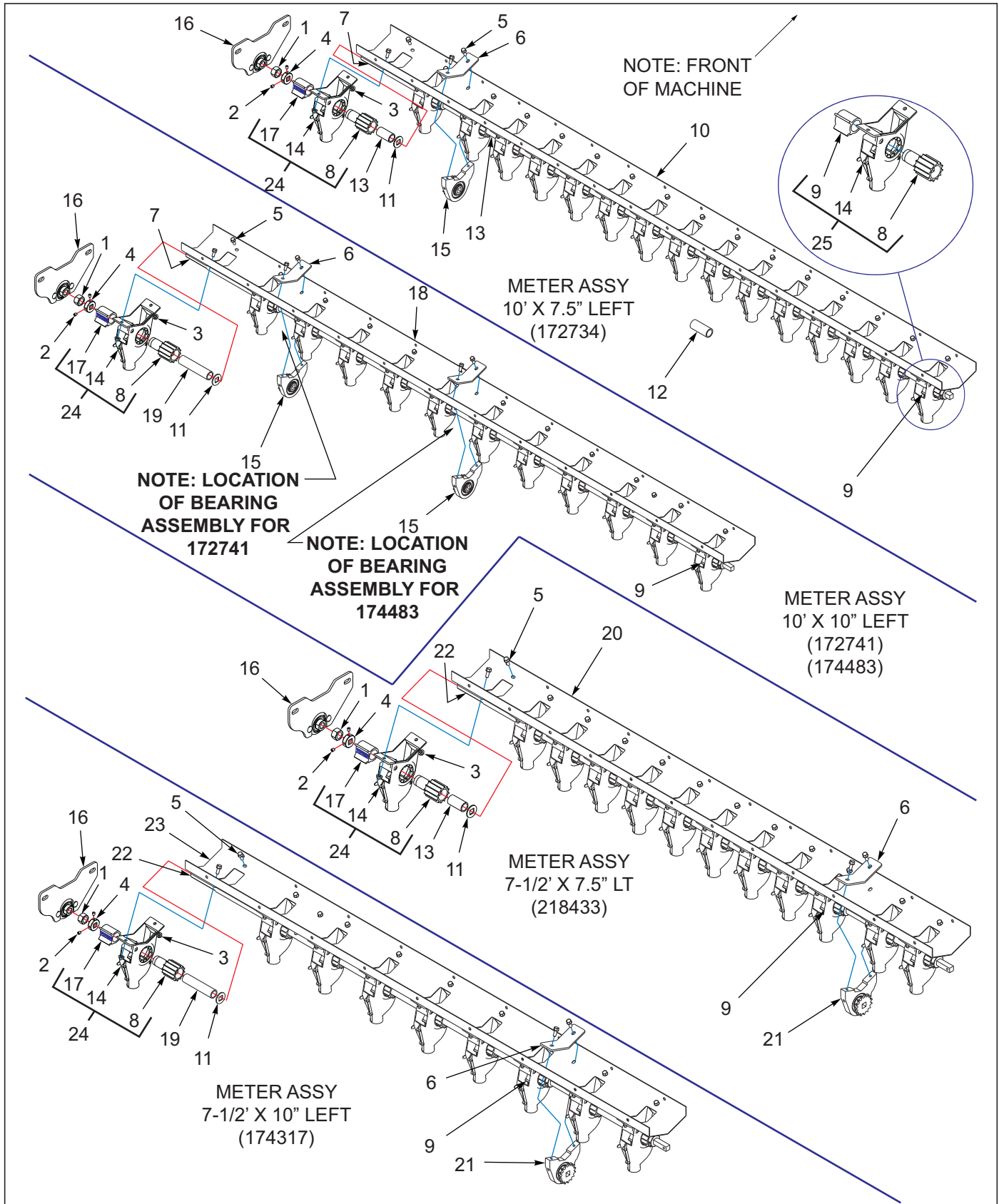


Figure 3-18: Seed Meter Assembly, Left

Seed Meter Assembly, Left

ITEM	PART NUMBER	DESCRIPTION	QTY.					
--	172734	METER ASSY, 10'X7.5" LEFT	*					
--	172741	METER ASSY, 10'X10" LEFT		*				
--	174483	METER ASSY, 10'X10" LEFT			*			
--	218433	METER ASSY, 7-1/2'X7.5" LT				*		
--	174317	METER ASSY, 7-1/2' X 10" LEFT					*	
1	1-512-010007-12	NUT, HEX 3/4-10 GRB	1	1	1	1	1	1
2	107-0975	SCREW, SET LOCK 5/16-18 X 3/8	8	8	8	8	8	8
3	126561	NUT, FLANGE HEAD SERRATED, 5/16-18	32	28	28	24	20	
4	144144	COLLAR, SHAFT SET, 5/8 SQ	4	4	4	4	4	
5	144268	SCREW, FLANGE HEAD 5/16-18 X 3/4	34	30	30	26	22	
6	168844	PLATE, BEARING SUPPORT	1	1	1	1	1	
7	168858	SHAFT, METER 5/8 SQ X 105	1	1	1	--	--	
8	168868	METER, FEED ROLL	16	12	12	12	9	
9	168869	METER, FEED CUT-OFF	15	11	11	11	8	
10	168886	BOTTOM, SEED METER 7.5" X 10'	1	--	--	--	--	
11	172700	WASHER, 1.50 OD X .640 SQ	14	10	10	10	7	
12	172701	SPACER, METER 2-5/8 L	12	--	--	--	--	
13	205237	SPACER METER 2-3/8"	2	--	--	10	--	
14	172706	METER ASSEMBLY, SEED HOUSING (SEE PAGE 3-57)	16	12	12	12	9	
15	208221	BEARING ASSY, SEED SHAFT LT (SEE PAGE 3-59)	1	1	1	--	--	
16	172712	SEED RATE ADJUST ASSEMBLY, LEFT (SEE PAGE 3-61)	1	1	1	1	1	
17	172713	METER, FEED CUT-OFF W/ PLACARD	1	1	1	1	1	
18	168887	BOTTOM, SEED METER 10" X 10'	--	1	1	--	--	
19	172705	SPACER, METER 4-15/16 L	--	10	10	--	7	
20	218421	BOTTOM, SEED METER 7-1/2'X7.5"	--	--	--	1	--	
21	208220	BEARING ASSY, SEED SHAFT RT (SEE PAGE 3-59)	--	--	--	1	1	
22	174311	SHAFT, 5/8 SQ X 79	--	--	--	1	1	
23	168885	BOTTOM, SEED METER 7.5" X 10'	--	--	--	--	1	
24	172735	SEED METER ASSEMBLY W/ GAUGE (INCL ITEMS 8, 14, & 17)						
25	168870	COMPLETE SEED METER ASSEMBLY (INCL ITEMS 8-9, & 14)						

Seed Meter Housing Assembly

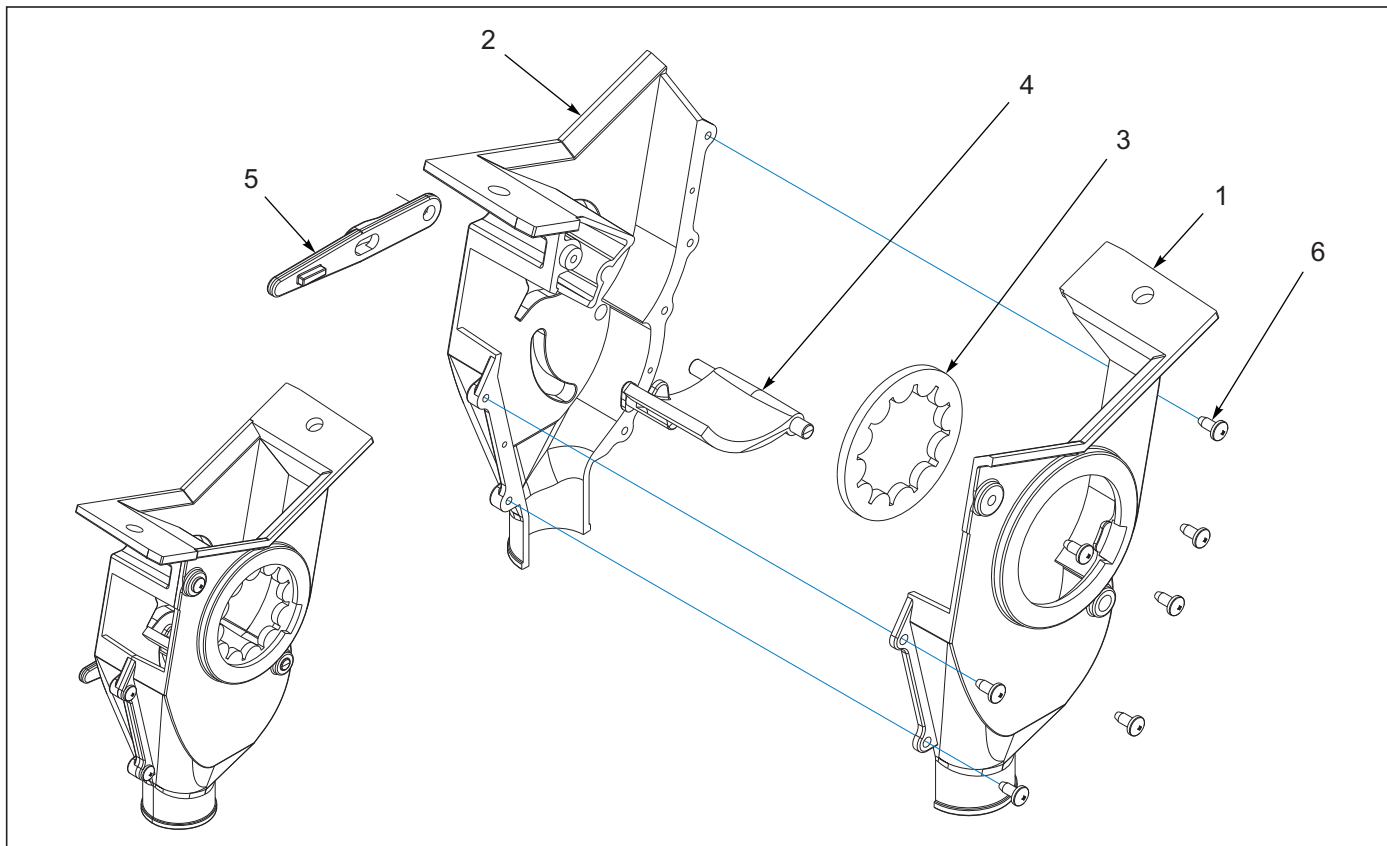


Figure 3-19: Seed Meter Housing Assembly

Seed Meter Housing Assembly

ITEM	PART NUMBER	DESCRIPTION	QTY.
--	172706	METER, ASSEMBLY, SEED HOUSING	
1	168866	METER HOUSING, RIGHT	1
2	168867	METER HOUSING, LEFT	1
3	168871	METER, FEED ROLL WASHER	1
4	168872	METER, SEED GATE	1
5	168873	METER, SEED GATE HANDLE	1
6	172730	SCREW, THREAD CUTTING #8-18 X 3/8	7

Seed Shaft Bearing Assembly

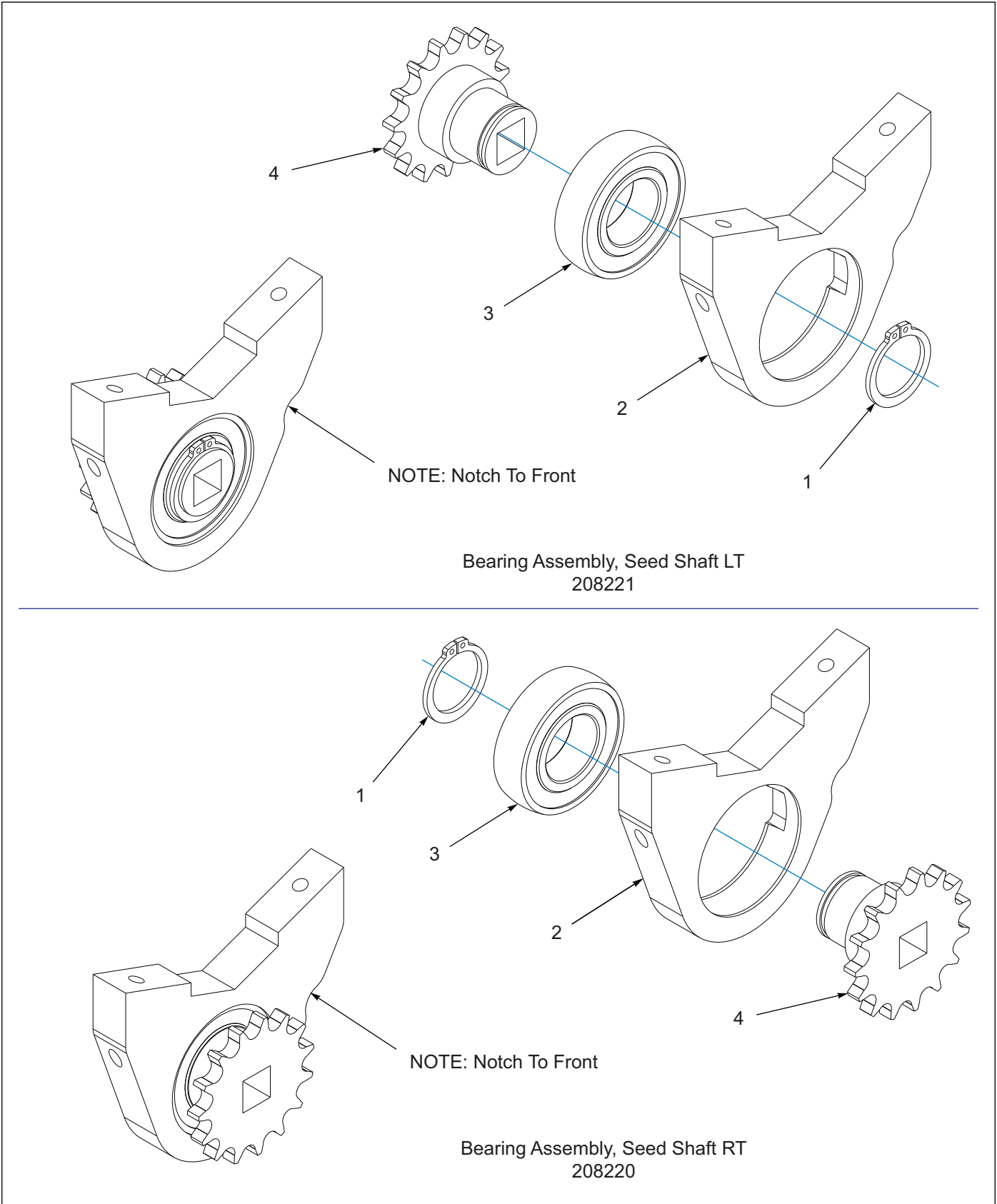


Figure 3-20: Seed Shaft Bearing Assembly

Seed Shaft Bearing Assembly

ITEM	PART NUMBER	DESCRIPTION	QTY.
--	208221	BEARING ASSY, SEED SHAFT LT	
--	208220	BEARING ASSY, SEED SHAFT RT	
1	143992	SNAP RING, 1.181 SHAFT	1
2	205192	BEARING MOUNT SEED SHAFT	1
3	208215	BEARING, BALL 1.181IDX2.441OD	1
4	208219	SPROCKET, #40X15T, 5/8 SQ BORE	1

Seed Rate Adjust Assembly, Left

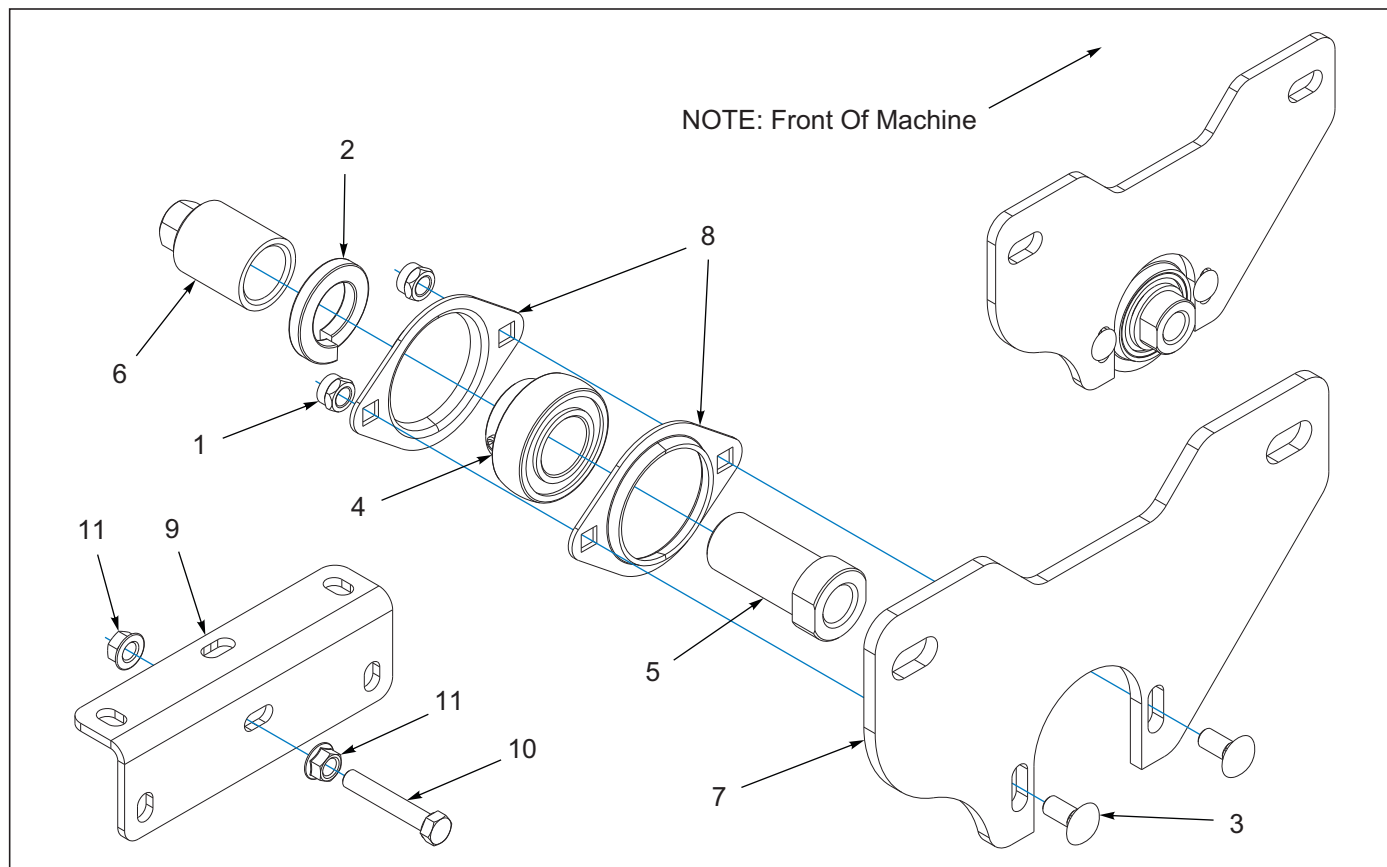


Figure 3-21: Seed Rate Assembly. Left

Seed Rate Adjust Assembly, Left

ITEM	PART NUMBER	DESCRIPTION	QTY.
--	172712	SEED RATE ADJ ASSY, LEFT	
1	1-512-010005-03	NUT HEX SLFLKG GRB 5/16-18	2
2	1-861-010034-21	WASHER, LKG HEL SPRG 1IN	1
3	105909	SCREW,RDHD,SQNK,5/16-18X3/4	2
4	144147	BEARING, 52MM OD X 1" ID	1
5	168856	BUSHING, SEED RATE	1
6	168857	BUSHING, SEED RATE LOCKING	1
7	172704	BRACKET, SEED RATE ADJ	1
8	1D617	FLANGETTE HALF,52MM	2
9	176676	BRACKET, STOP	3
10	1-510-010003-09	NUT,1/2-13 FLANGE HD,SERRATED	6
11	8-105-010006	CAPSCREW 1/2X13X3 F THD GR5	3

Ladder Assembly

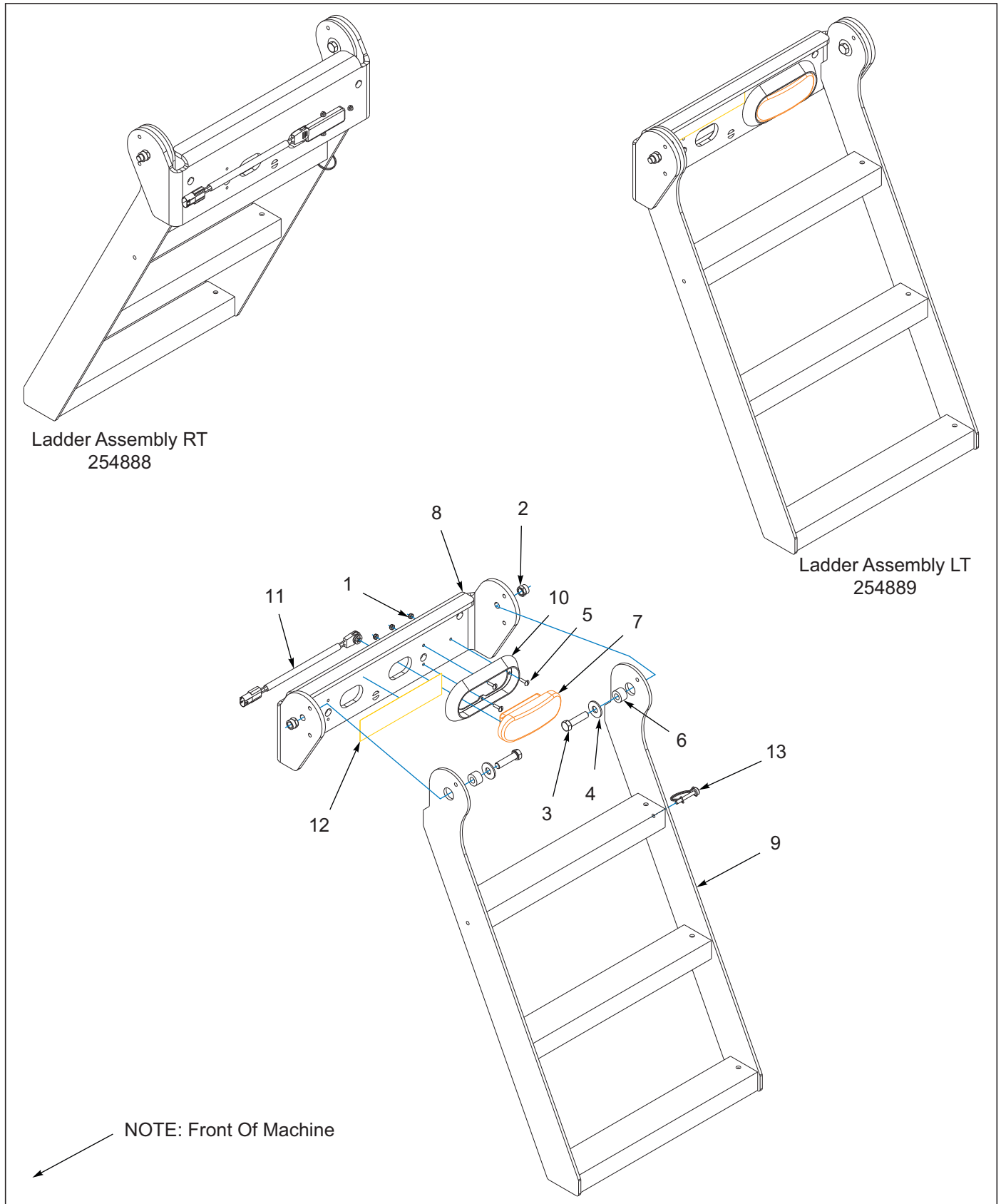


Figure 3-22: Ladder Assembly

Ladder Assembly

ITEM	PART NUMBER	DESCRIPTION	QTY.
--	254888	LADDER ASSY, RT DRILL	
--	254889	LADDER ASSY, LT DRILL	
1	1-512-010003-05	NUT HEX SLFLKG W/NYL 10-32	3
2	1-512-010005-09	NUT,HEX,SLFLKG, 1/2-13 GRB	2
3	1-654-010055-05	SCREW,HEX CAP,1/2-13UNCX2 GR5	2
4	1-861-010032-15	WASHER, FLAT 1/2 W ZP/CD	2
5	111-4758	SCREW - RHM, 10-32 X 3/4	3
6	125799	SPACER, 1 OD X 1/2 ID X .632	2
7	143112	LIGHT YEL AUX TURN GROTE	1
8	254797	MOUNT, LADDER	1
9	254798	LADDER, WLDMT	1
10	254877	MOUNT, LIGHT	1
11	254884	PIGTAIL ASSY, 90 DEG 2-WIRE	1
12	528934	REFLECTOR - YELLOW	1
13	70592442	PIN,SNAPPER	1

Small Box Assemblies

Small Seed Box Assembly 5532-30'

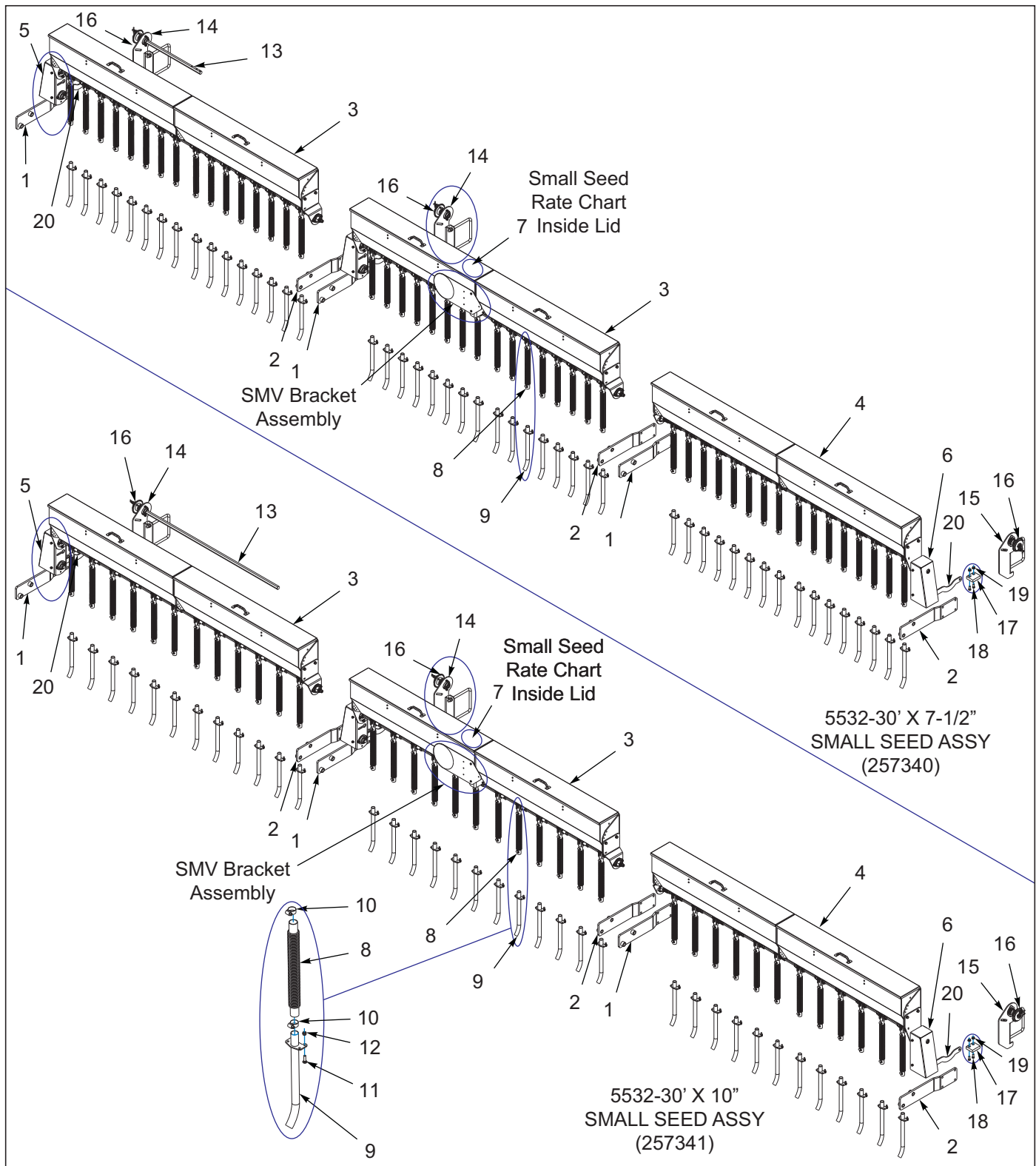


Figure 4-1: Small Seed Box Assembly 5532-30' (1 of 2)

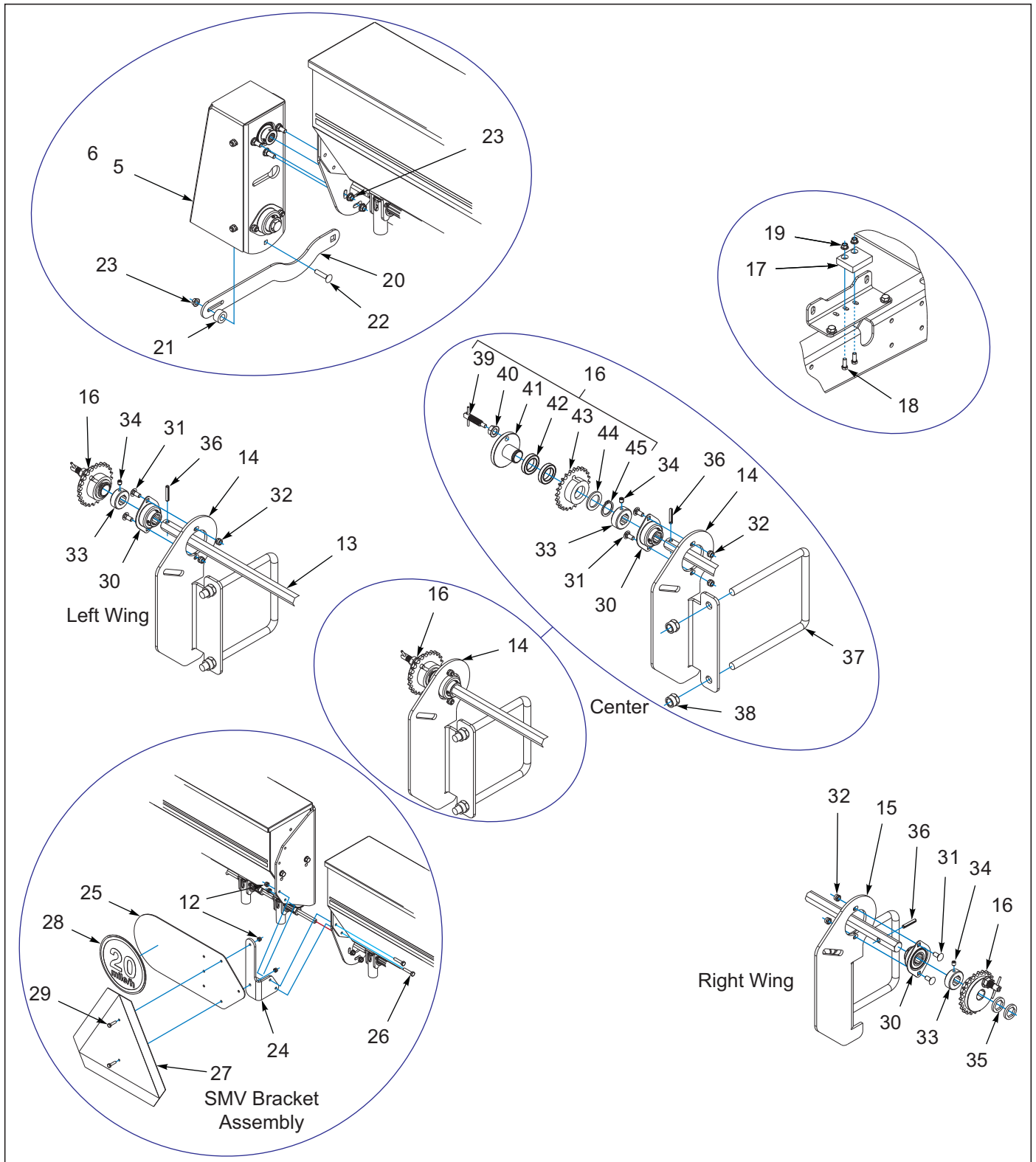


Figure 4-2: Small Seed Box Assembly 5532-30' (2 of 2)

Small Seed Box Assembly 5532-30'

ITEM	PART NUMBER	DESCRIPTION	QTY.	
--	257340	SMALL SEED ASSY, 5532-30X7.5	*	
--	257341	SMALL SEED ASSY, 5532-30X10		*
1	176591	MOUNT, WALKBOARD LEFT EXT	3	3
2	176590	MOUNT, WALKBOARD RIGHT EXT	3	3
3	176617	SEED BOX ASSY 10' RIGHT (SEE PAGE 4-13)	2	--
3	187481	SEED BOX ASSY 10'X10" RIGHT (SEE PAGE 4-15)	--	2
4	176618	SEED BOX ASSY 10' LEFT (SEE PAGE 4-13)	1	--
4	218497	SMALL SEED ASSY, 10'X10" LEFT (SEE PAGE 4-13)	--	1
5	176606	BEARING ASSY, SEED SHAFT LT (SEE PAGE 4-17)	2	2
6	176605	BEARING ASSY, SEED SHAFT RT (SEE PAGE 4-15)	1	1
7	174412	DECAL, SMALL SEED RATE	1	--
7	249356	DECAL, SMALL SEED RATE 10 SP	--	1
8	174413	HOSE, SMALL SEED	48	36
9	176569	TUBE, SMALL SEED	48	36
10	42H12	CLAMP, HOSE, 3/4 NOMINAL	96	72
11	1-654-010158-02	SCREW, RHD, SQ NCK 1/4-20UNCX1	96	72
12	1-512-010005-01	NUT, HEX, SLFLKG GRB 1/4-20	100	76
13	148972	SHAFT, 7/8 HEX TRANSMISSION 26"	1	--
13	255762	SHAFT, 7/8 HEX 57 L	--	1
14	158310	BRACKET, GRASS SEED LEFT	2	2
15	158309	BRACKET, GRASS SEED RIGHT	1	1
16	252886	SPROCKET ASSY, SEEDER	3	3
17	231495	WEAR PAD, CHAIN	6	6
18	1-654-010051-05	SCREW, HEX CAP 3/8-16UNCX1 GR5	3	3
19	1-510-010001	NUT, 3/8-16 UNC FLG LOCK GR G	6	6
20	176565	BRACKET, CHAIN ADJUSTMENT	3	3
21	144086	SPACER 1 X 9/16 X 17/32	3	3
22	110993	SCREW RDHD SQNK 5/16-18X1-1/2	3	3
23	126561	NUT, FLG HD, SERRATED, 5/16-18ZP	3	3
24	174410	BRACKET, SMV	1	1
25	224590	MOUNT, SIS DECAL	1	1
26	1-654-010047-07	SCREW, HX CP 1/4-20UNCX1-1/4G5	2	2
27	70260977	SMV EMBLEM	1	1
28	224589	DECAL, SIS 20 MILE/H	1	1
29	1-654-010047-04	SCREW, HEX CAP, 1/4-20X3/4 GR5	2	2
30	144060	BEARING .875 HEX BORE, 2-BOLT	3	3
31	105909	SCREW, RDHD, SQNCK, 5/16-18X3/4	6	6
32	1-512-010005-03	NUT HEX SLFLKG GRB 5/16-18	6	6
33	158305	SET COLLAR, 7/8 HEX	3	3
34	107-0975	SCREW SET LOCK 5/16-18X3/8LG	3	3
35	236749	WASHER, 7/8 HEX	2	2
36	1-647-010004217	SPRING PIN, SLOTTED 1/4X1-1/2	3	3
37	70593063	U-BOLT	3	3
38	1-512-010005-13	NUT, HEX SLFLKG GRB 5/8-11	6	6
39	257319	PLUNGER, SPRING T-HANDLE	1	1
40	1-510-010003-09	NUT, 1/2-13 FLANGE HD, SERRATED	1	1
41	252887	HUB, HEX BORE SPROCKET	1	1
42	143956	BEARING, SEED DRIVE CLUTCH	2	2
43	252889	SPROCKET, 40X24T BEARING	1	1

ITEM	PART NUMBER	DESCRIPTION	QTY.	
44	252891	WASHER, THRUST 1-3/16	1	1
45	143992	SNAP RING, 1.181 SHAFT	1	1

Small Seed Box Assembly 5532-40'

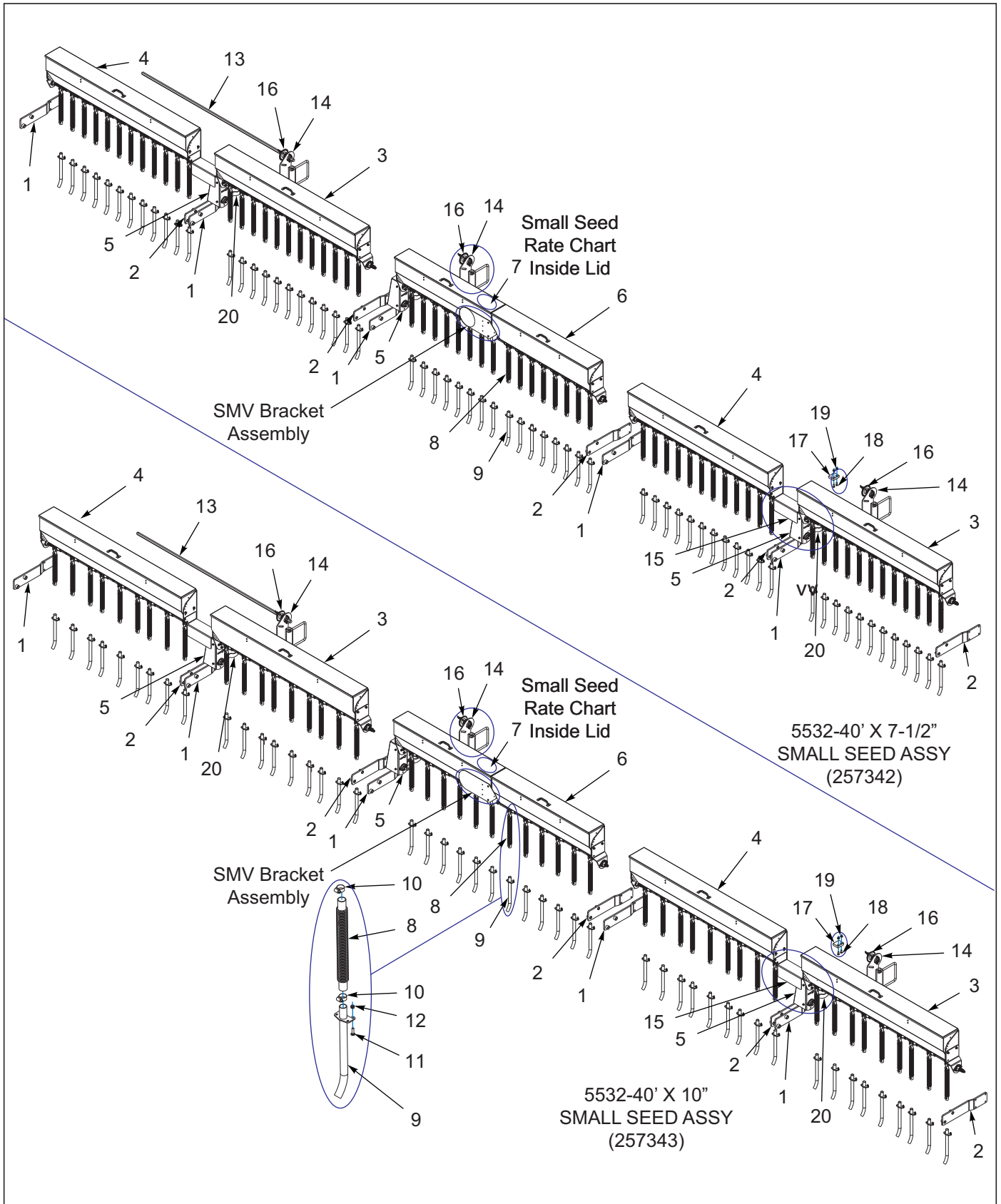


Figure 4-3: Small Seed Box Assembly 5532-40' (1 of 2)

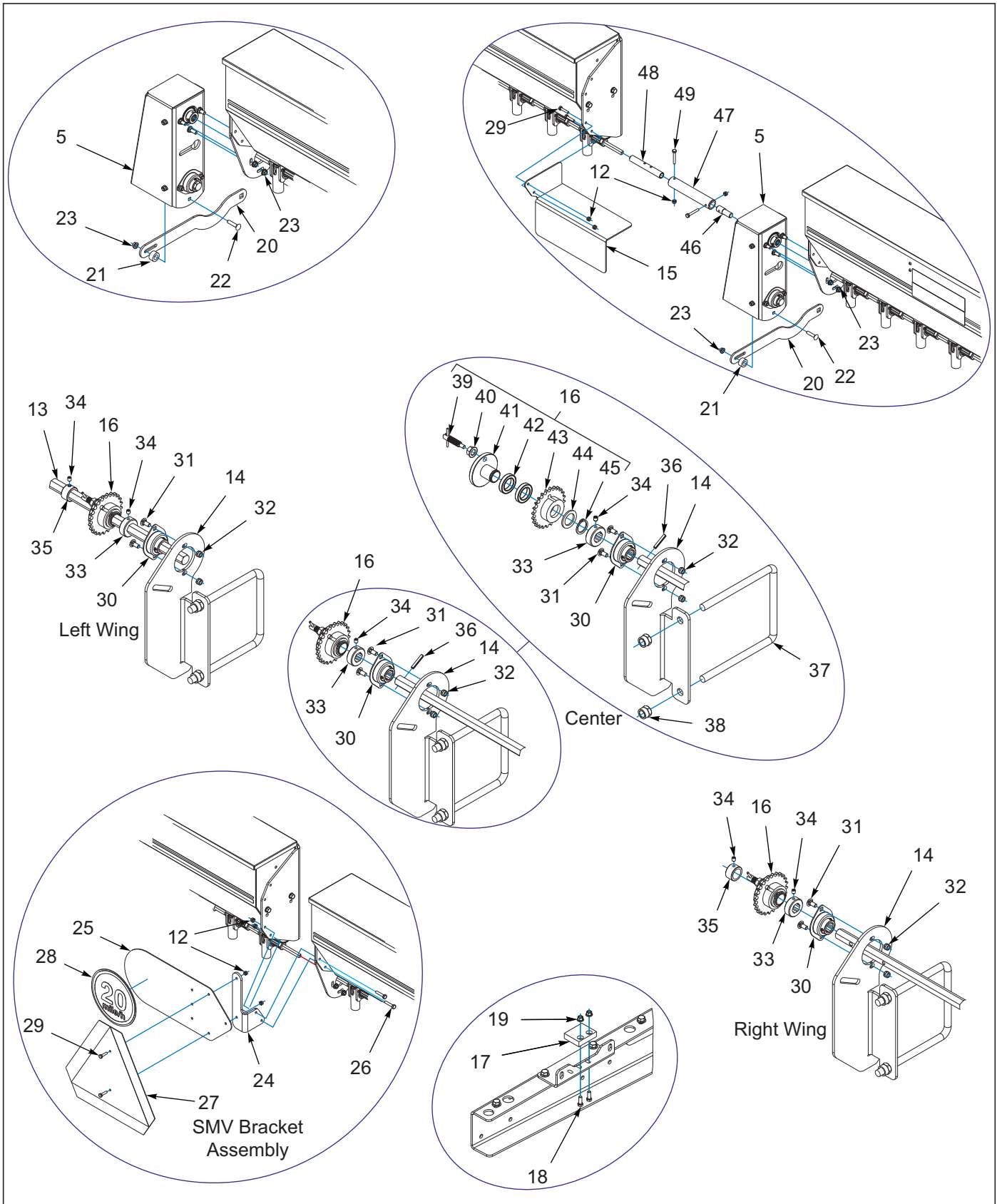


Figure 4-4: Small Seed Box Assembly 5532-40' (2 of 2)

Small Seed Box Assembly 5532-40'

ITEM	PART NUMBER	DESCRIPTION	QTY.	
--	257342	SMALL SEED ASSY, 5532-40X7.5	*	
--	257343	SMALL SEED ASSY, 5532-40X10		*
1	176591	MOUNT, WALKBOARD LEFT EXT	3	3
2	176590	MOUNT, WALKBOARD RIGHT EXT	3	3
3	176614	SEED BOX ASSY 7-1/2' RIGHT (SEE PAGE 4-9)	2	--
3	218492	SEED BOX ASSY, 7-1/2'X10"RIGHT (SEE PAGE 4-9)	--	2
4	176615	SEED BOX ASSY 7-1/2' LEFT (SEE PAGE 4-11)	1	--
4	218493	SEED BOX ASSY, 7-1/2'X10" LEFT (SEE PAGE 4-13)	--	1
5	176606	BEARING ASSY, SEED SHAFT LT (SEE PAGE 4-17)	3	3
6	176617	SEED BOX ASSY 10' RIGHT (SEE PAGE 4-15)	1	--
6	187481	SEED BOX ASSY 10'X10" RIGHT (SEE PAGE 4-13)	--	1
7	174412	DECAL, SMALL SEED RATE	1	--
7	249356	DECAL,SMALL SEED RATE 10 SP	--	1
8	174413	HOSE, SMALL SEED	48	36
9	176569	TUBE, SMALL SEED	48	36
10	42H12	CLAMP, HOSE, 3/4 NOMINAL	96	72
11	1-654-010158-02	SCREW,RHD,SQ NCK 1/4-20UNCX1	96	72
12	1-512-010005-01	NUT,HEX,SLFLKG GRB 1/4-20	100	76
13	159921	SHAFT, 7/8 HEX, 78 L	1	1
14	158310	BRACKET, GRASS SEED LEFT	3	3
15	176553	SHIELD, SEED SHAFT	2	2
16	252886	SPROCKET ASSY, SEEDER	3	3
17	231495	WEAR PAD, CHAIN	6	6
18	1-654-010051-05	SCREW,HEX CAP 3/8-16UNCX1 GR5	3	3
19	1-510-010001	NUT, 3/8-16 UNC FLG LOCK GR G	6	6
20	176565	BRACKET, CHAIN ADJUSTMENT	3	3
21	144086	SPACER 1 X 9/16 X 17/32	3	3
22	110993	SCREW RDHD SQNK 5/16-18X1-1/2	3	3
23	126561	NUT,FLG HD,SERRATED,5/16-18ZP	3	3
24	174410	BRACKET, SMV	1	1
25	224590	MOUNT, SIS DECAL	1	1
26	1-654-010047-07	SCREW,HX CP 1/4-20UNCX1-1/4G5	2	2
27	70260977	SMV EMBLEM	1	1
28	224589	DECAL, SIS 20 MILE/H	1	1
29	1-654-010047-04	SCREW,HEX CAP,1/4-20X3/4 GR5	4	4
30	144060	BEARING .875 HEX BORE, 2-BOLT	3	3
31	105909	SCREW,RDHD,SQNCK,5/16-18X3/4	6	6
32	1-512-010005-03	NUT HEX SLFLKG GRB 5/16-18	6	6
33	158305	SET COLLAR, 7/8 HEX	3	3
34	107-0975	SCREW SET LOCK 5/16-18X3/8LG	3	3
35	257320	COLLAR, SHAFT SET 1" RD	2	2
36	1-647-010004217	SPRING PIN, SLOTTED 1/4X1-1/2	1	1
37	70593063	U-BOLT	3	3
38	1-512-010005-13	NUT,HEX SLFLKG GRB 5/8-11	6	6
39	257319	PLUNGER, SPRING T-HANDLE	1	1
40	1-510-010003-09	NUT,1/2-13 FLANGE HD,SERRATED	1	1
41	252887	HUB, HEX BORE SPROCKET	1	1
42	143956	BEARING, SEED DRIVE CLUTCH	2	2
43	252889	SPROCKET, 40X24T BEARING	1	1

ITEM	PART NUMBER	DESCRIPTION	QTY.	
44	252891	WASHER, THRUST 1-3/16	1	1
45	143992	SNAP RING, 1.181 SHAFT	1	1
46	174411	COUPLER DRIVE, THREADED	2	2
47	176666	COUPLER, SHAFT 6"	1	1
48	6K516	DRIVE TUBE	2	2
49	1-654-010047-09	SCREW,HX CP,1/4-20UNCX1-3/4G5	4	4

Small Seed Box Assembly, Right

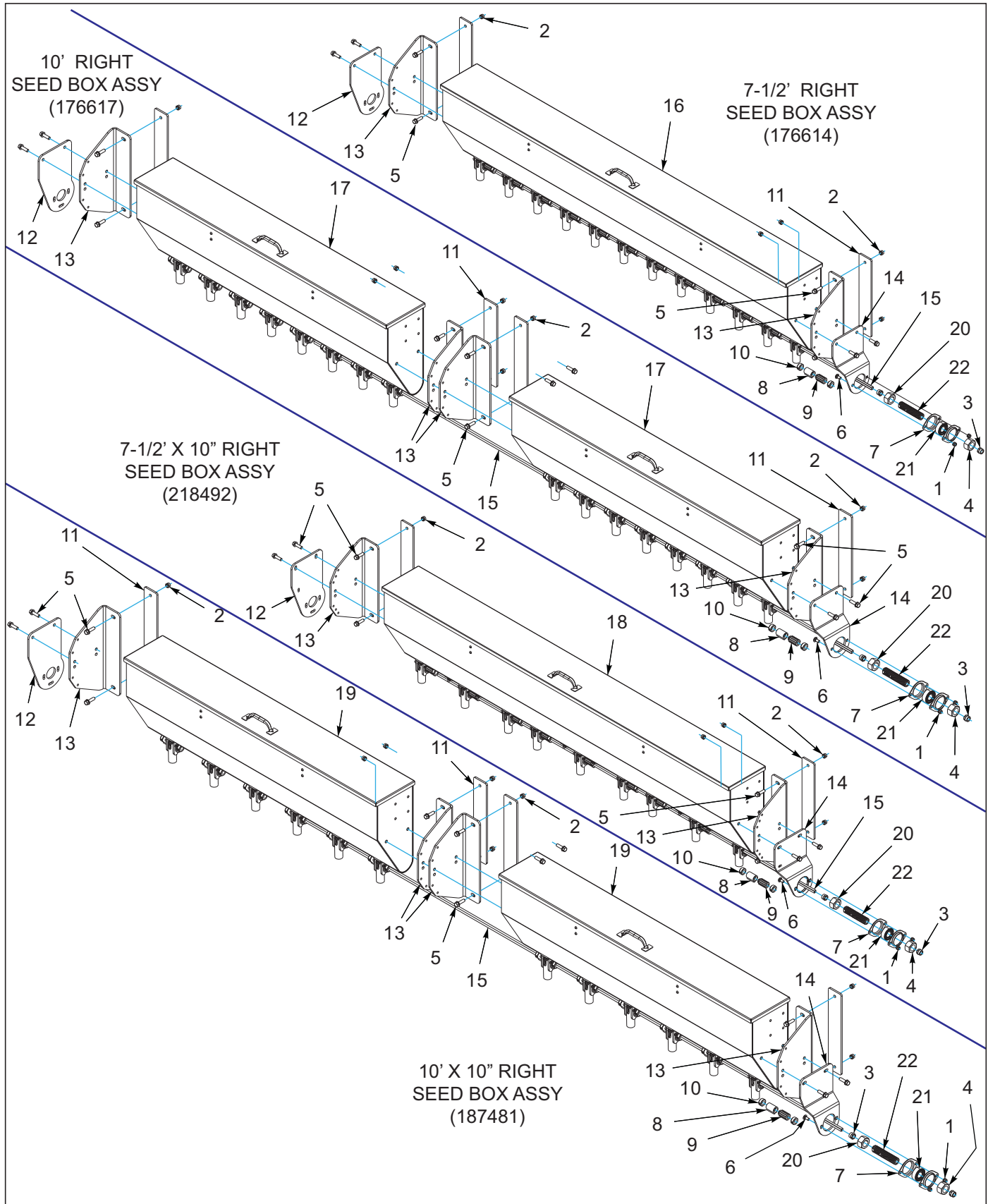


Figure 4-5: Small Seed Box Assembly, Right

Small Seed Box Assembly, Right

ITEM	PART NUMBER	DESCRIPTION	QTY.			
--	176614	SEED BOX ASSY 7-1/2' RIGHT	*			
--	176617	SEED BOX ASSY 10' RIGHT		*		
--	218492	SEED BOX ASSY, 7-1/2'X10"RIGHT			*	
--	187481	SEED BOX ASSY 10'X10" RIGHT				*
1	1-512-010005-03	NUT HEX SLFLKG GRB 5/16-18	2	2	2	2
2	1-512-010005-05	NUT, HEX, SLFLKG GRB 3/8-16	8	14	8	14
3	1-512-010005-09	NUT,HEX,SLFLKG, 1/2-13 GRB	2	2	2	2
4	1-512-010007-14	NUT, HEX 1-8 GR2 ZP	1	1	1	1
5	1-655-010003-06	SCREW FLG HD 3/8-16X1-1/4 GR8	8	14	8	14
6	105909	SCREW,RDHD,SQNCK,5/16-18X3/4	2	2	2	2
7	1D617	FLANGETTE HALF,52MM	2	2	2	2
8	155871	METER, FEED CUT OFF	12	16	9	12
9	155873	METER, FEED ROLL	12	16	9	12
10	159041	COLLAR, SHAFT SET, 9/16 RD	24	32	18	24
11	176552	PLATE, MOUNTING	2	4	2	4
12	176554	MOUNT, DRIVE SMALL SEED	--	1	--	1
13	176555	MOUNT, SMALL SEED BOX	2	4	2	4
14	176556	MOUNT, SMALL SEED ADJ RIGHT	1	1	1	1
15	176665	SHAFT, 3/8 SQ X 78-3/4 W/THRDS	1	--	1	--
15	176571	SHAFT, 3/8 SQ X 106 W/THRDS	--	1	--	1
16	176585	SEEDBOX ASSY, 72 (SEE PAGE 4-11)	1	--	--	--
17	176583	SEEDBOX ASSY, 49-3/8 (SEE PAGE 4-13)	--	2	--	--
18	218490	SMALL SEED ASSY, 72 10"SP (SEE PAGE 4-11)	--	--	1	--
19	186296	SEEDBOX ASSY, 49-3/8 10SP 4-13	--	--	--	2
20	4D402	NUT SEED RATE ADJUSTING	1	1	1	1
21	238886	BEARING,1"	1	1	1	1
22	9J433	ADJUSTING SCREW	1	1	1	1

Small Seed Box Assembly, 7-1/2" SP

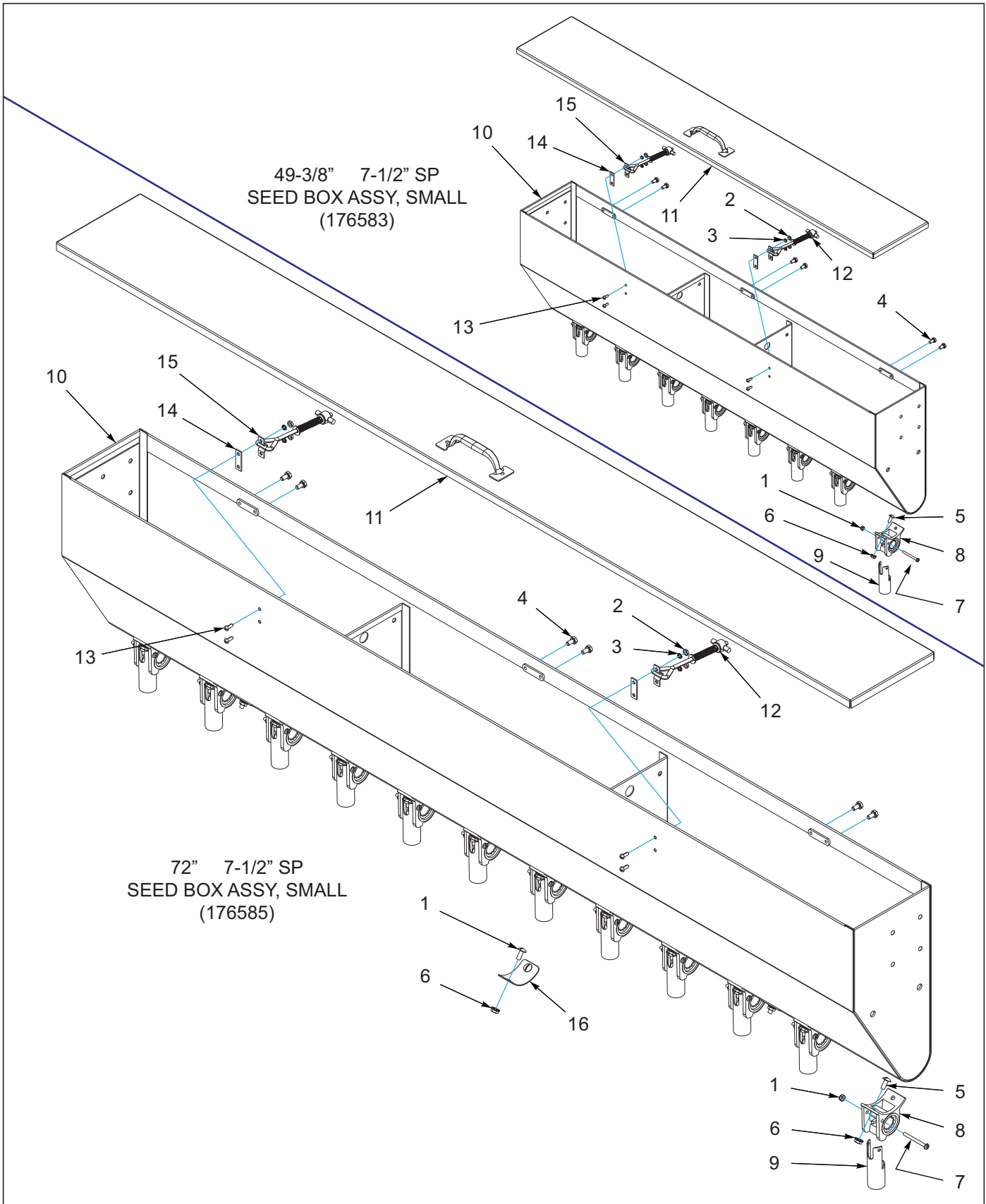


Figure 4-6: Small Seed Box Assembly, 7-1/2" SP

Small Seed Box Assembly, 7-1/2" SP

ITEM	PART NUMBER	DESCRIPTION	QTY.	
--	176583	SEEDBOX ASSY, 49-3/8	*	
--	176585	SEEDBOX ASSY, 72		*
1	1-512-010003-05	NUT HEX SLFLKG W/NYL 10-32	8	12
2	1-512-010007-03	NUT, HEX 10-24 GR2 ZP	4	4
3	1-861-010034-07	WASHER,LKG,HLCL SPR, NO 10	4	4
4	104877	SCREW,HX CP,1/4-20UNCX1/2 GR5	6	6
5	108213	SCREW RD HD MACH 1/4-20X5/8	16	30
6	108417	NUT SPIRAL 1/4-20HX FG	16	30
7	132554	SCREW-PAN HD PHH #10-32X2 ZP	8	12
8	155874	METER, PLASTIC CUP W/HOLE	8	12
9	172656	TUBE, GRASS SEED METER	8	12
10	176574	SEEDBOX, SMALL SEED 49-3/8	1	--
10	176576	SEEDBOX, SMALL SEED 72	--	1
11	176577	COVER, SEEDBOX 49-3/8	1	--
11	176607	COVER, SEEDBOX 72	--	1
12	1C199	COVER LOCK ASSY	2	2
13	1C213	STOVE BOLT #10-24X1/2 RD HD ZP	4	4
14	7D937	WEAR STRIP	2	2
15	7D938	COVER LOCK CLIP	2	2
16	218487	COVER, METER ASSY	--	3

Small Seed Box Assembly, 10" SP

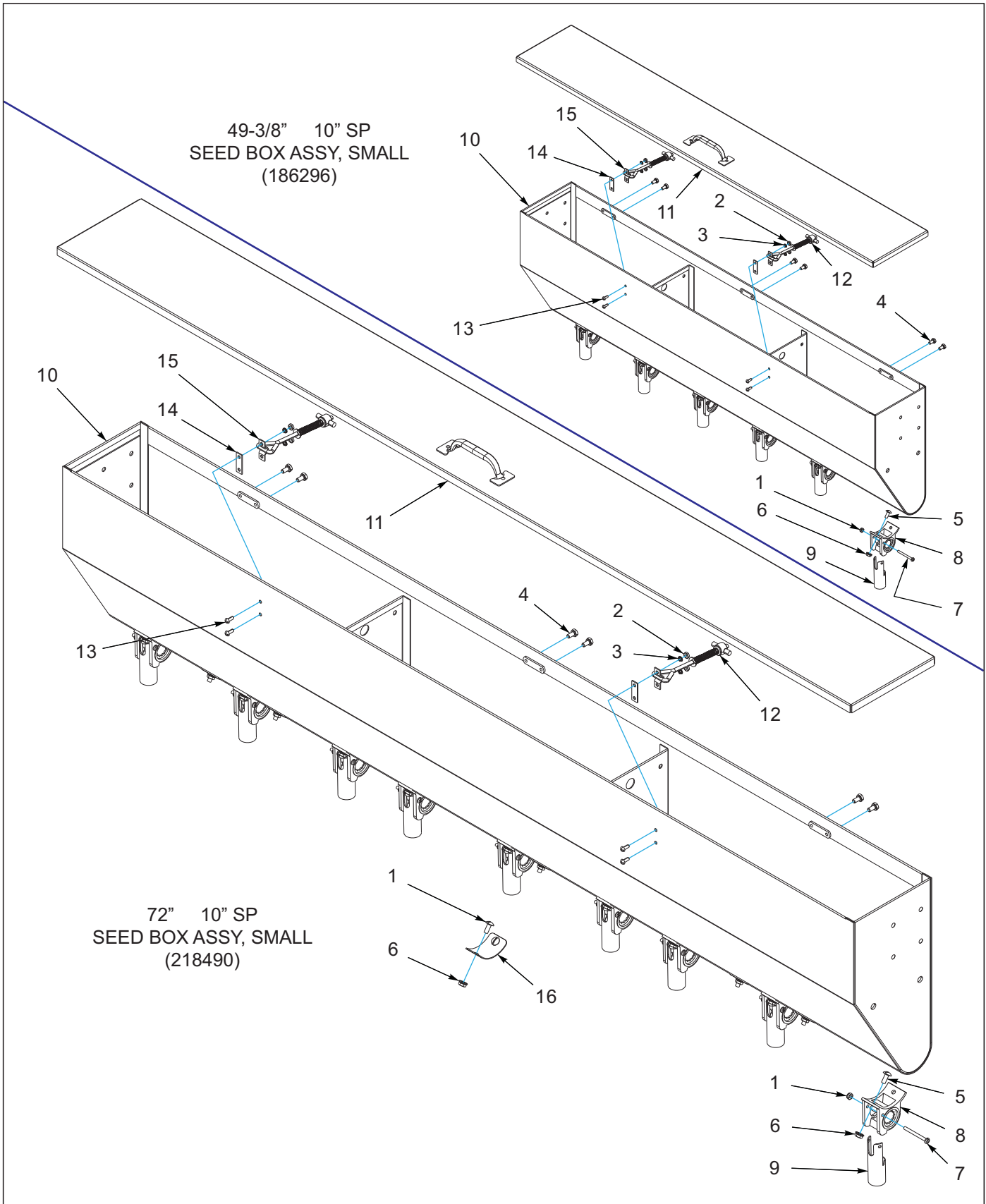


Figure 4-7: Small Seed Box Assembly, 10" SP

Small Seed Box Assembly, 10" SP

ITEM	PART NUMBER	DESCRIPTION	QTY.	
--	186296	SEEDBOX ASSY, 49-3/8 10SP	*	
--	218490	SMALL SEED ASSY, 72 10"SP		*
1	1-512-010003-05	NUT HEX SLFLKG W/NYL 10-32	6	9
2	1-512-010007-03	NUT, HEX 10-24 GR2 ZP	4	4
3	1-861-010034-07	WASHER,LKG,HLCL SPR, NO 10	4	4
4	104877	SCREW,HX CP,1/4-20UNCX1/2 GR5	6	6
5	108213	SCREW RD HD MACH 1/4-20X5/8	12	30
6	108417	NUT SPIRAL 1/4-20HX FG	12	30
7	132554	SCREW-PAN HD PHH #10-32X2 ZP	6	9
8	155874	METER, PLASTIC CUP W/HOLE	6	9
9	172656	TUBE, GRASS SEED METER	6	9
10	186298	SEEDBOX, SMALL SEED 49-3/8 10"	1	--
10	176576	SEEDBOX, SMALL SEED 72	--	1
11	176577	COVER, SEEDBOX 49-3/8	1	--
11	176607	COVER, SEEDBOX 72	--	1
12	1C199	COVER LOCK ASSY	2	2
13	1C213	STOVE BOLT #10-24X1/2 RD HD ZP	4	4
14	7D937	WEAR STRIP	2	2
15	7D938	COVER LOCK CLIP	2	2
16	218487	COVER, METER ASSY	--	6

Seed Shaft Bearing Assembly, Right

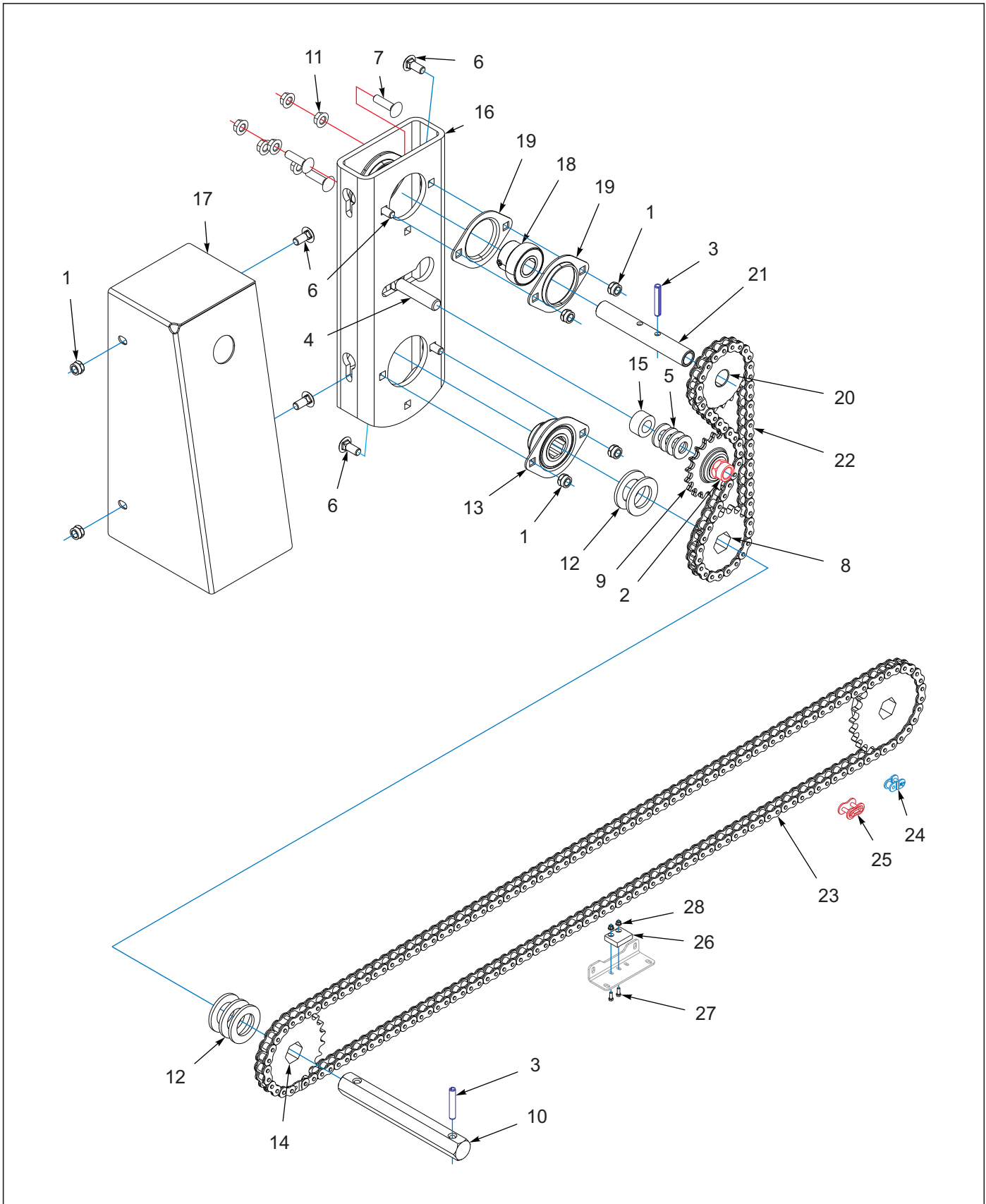


Figure 4-8: Seed Shaft Bearing Assembly, Right

Seed Shaft Bearing Assembly, Right

ITEM	PART NUMBER	DESCRIPTION	QTY.
--	176605	BEARING ASSY, SEED SHAFT RT	
1	1-512-010005-03	NUT, HEX LOCK 5/16-18 GRB	2
2	1-512-010005-09	NUT, HEX LOCK 1/2-13 GRB	2
3	1-647-010004217	SPRING PIN, SLOTTED 1/4 X 1-1/2	2
4	1-654-010070-07	SCREW, RD HEAD SQ NECK 1/2-13 X 2-1/2	1
5	1-861-010032-14	WASHER, FLAT 1/2" N ZP/CD	2
6	105909	SCREW, RD HEAD SQ NECK 5/16-18 X 3/4	2
7	111-1267	SCREW, RD HEAD SQ NECK 5/16-18 X 1-1/4 GR5	3
8	122827	SPROCKET, TRANSMISSION 19T	1
9	122871	SPROCKET, TRANSMISSION IDLER	3
10	125777	SHAFT, HEX 7/8 X 7	1
11	126561	NUT, FLANGE HEAD SERRATED, 5/16-18	34
12	141238	WASHER, SPINDLE	5
13	144060	BEARING, 7/8 HEX BORE 2 BOLT	2
14	144082	SPROCKET, TRANS 40 X 22T	1
15	144086	SPACER, 1 X 9/16 X 17/32	1
16	168906	BEARING MOUNT, SEED SHAFT	1
17	176567	SHIELD, SMALL SEED RIGHT	1
18	1D598	BEARING AND COLLAR 3/4	2
19	2K503	FLANGETTE, 2 BOLT	4
20	3P115	SPROCKET, #40B19 X 3/4" BORE	1
21	6K516	DRIVE TUBE	1
22	176627	ROLLER CHAIN, #40X57P 28-1/2L (INCLUDES ITEMS 24, 25)	1
23	176664	ROLLER CHAIN, #40X164P 82L (INCLUDES ITEM 25)	1
24	163981	OFFSET LINK #40	1
25	119716	CONNECTING LINK #40 CHAIN	1
26	231495	WEAR PAD, CHAIN	1
27	1-654-010051-05	SCREW, HEX CAP 3/8-16UNCX1 GR5	2
28	1-510-010001	NUT, 3/8-16 UNC FLG LOCK GR G	2

Seed Shaft Bearing Assembly, Left

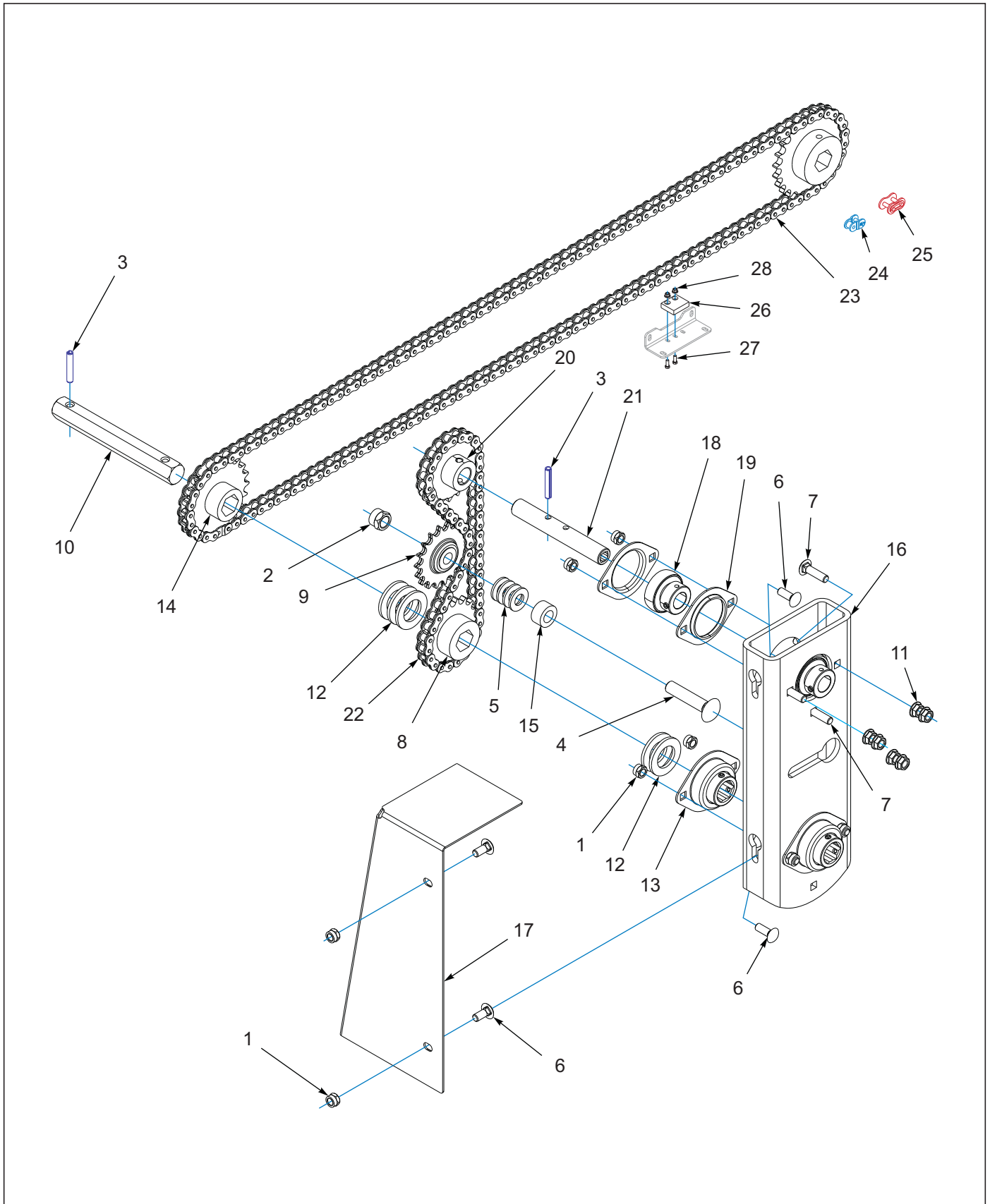


Figure 4-9: Seed Shaft Bearing Assembly, Left

Seed Shaft Bearing Assembly, Left

ITEM	PART NUMBER	DESCRIPTION	QTY.
--	176606	BEARING ASSY, SEED SHAFT LT	
1	1-512-010005-03	NUT, HEX LOCK 5/16-18 GRB	2
2	1-512-010005-09	NUT, HEX LOCK 1/2-13 GRB	2
3	1-647-010004217	SPRING PIN, SLOTTED 1/4 X 1-1/2	2
4	1-654-010070-07	SCREW, RD HEAD SQ NECK 1/2-13 X 2-1/2	1
5	1-861-010032-14	WASHER, FLAT 1/2" N ZP/CD	2
6	105909	SCREW, RD HEAD SQ NECK 5/16-18 X 3/4	2
7	111-1267	SCREW, RD HEAD SQ NECK 5/16-18 X 1-1/4 GR5	3
8	122827	SPROCKET, TRANSMISSION 19T	1
9	122871	SPROCKET, TRANSMISSION IDLER	3
10	125777	SHAFT, HEX 7/8 X 7	1
11	126561	NUT, FLANGE HEAD SERRATED, 5/16-18	34
12	141238	WASHER, SPINDLE	5
13	144060	BEARING, 7/8 HEX BORE 2 BOLT	2
14	144082	SPROCKET, TRANS 40 X 22T	1
15	144086	SPACER, 1 X 9/16 X 17/32	1
16	168906	BEARING MOUNT, SEED SHAFT	1
17	176568	SHIELD, SMALL SEED LEFT	1
18	1D598	BEARING AND COLLAR 3/4	2
19	2K503	FLANGETTE, 2 BOLT	4
20	3P115	SPROCKET, #40B19 X 3/4" BORE	1
21	6K516	DRIVE TUBE	1
22	176627	ROLLER CHAIN, #40X57P 28-1/2L (INCLUDES ITEMS 24, 25)	1
23	176664	ROLLER CHAIN, #40X164P 82L (INCLUDES ITEM 25)	1
24	163981	OFFSET LINK #40	1
25	119716	CONNECTING LINK #40 CHAIN	1
26	231495	WEAR PAD, CHAIN	1
27	1-654-010051-05	SCREW, HEX CAP 3/8-16UNCX1 GR5	2
28	1-510-010001	NUT, 3/8-16 UNC FLG LOCK GR G	2

Opener Assemblies

Opener Assembly, Air

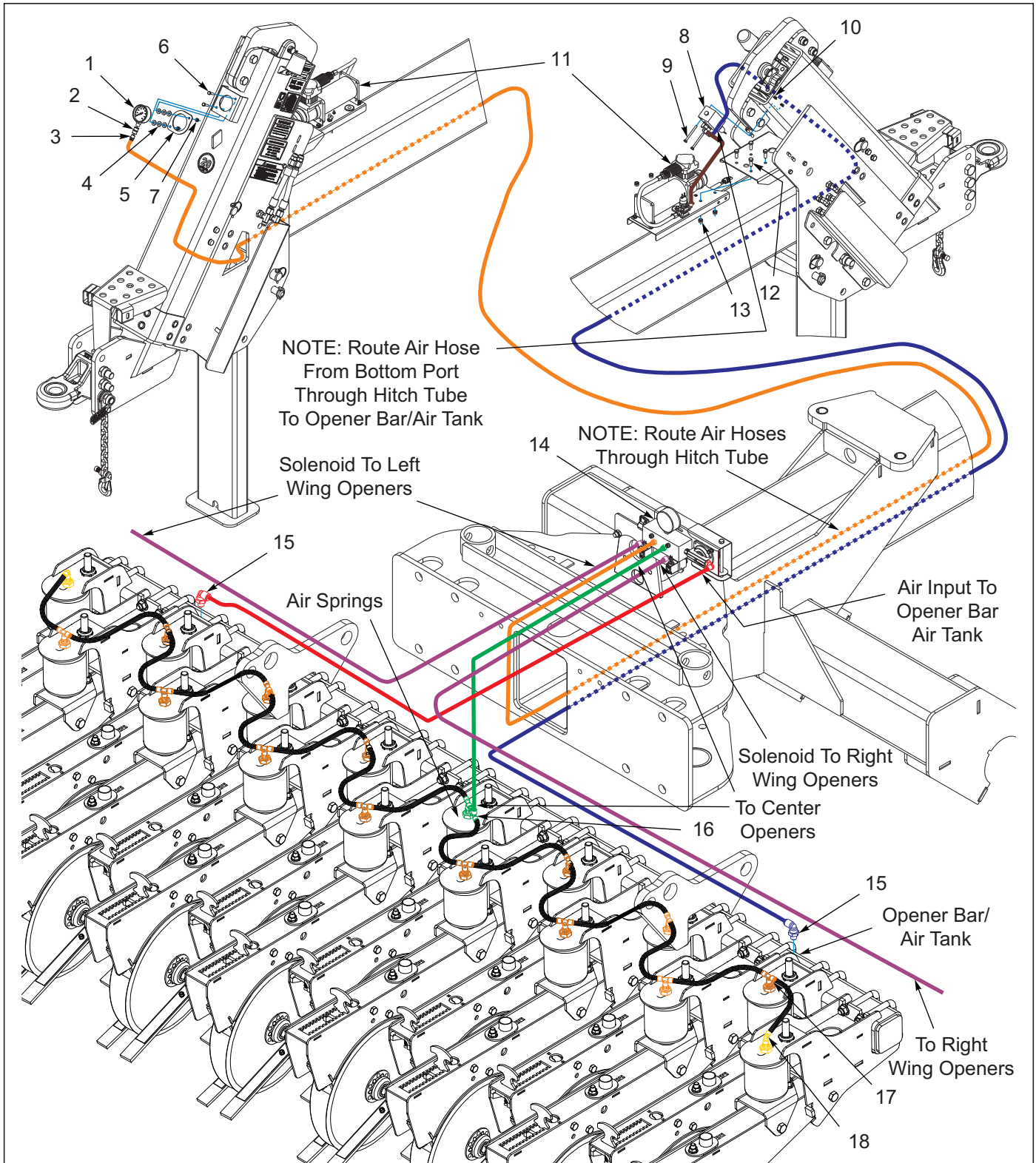


Figure 5-1: Opener Assembly, Air

Opener Assembly, Air

ITEM	PART NUMBER	DESCRIPTION	QTY.			
--	255634	OPENER ASSY, AIR 30 X 7.5	*			
--	255636	OPENER ASSY, AIR 30 X 10		*		
--	255638	OPENER ASSY, AIR 40 X 7.5			*	
--	255640	OPENER ASSY, AIR 40 X 10				*
1	1-323-010008	GAUGE, PRESSURE, 0-160 PSI	1	1	1	1
2	242725	FTG CPLR 1/4 FNPT X 1/4 FNPT	1	1	1	1
3	207491	FITTING, AIR 1/4ODX1/4NPT	1	1	1	1
4	1-861-010032-07	WASHER,FLAT 1/4 ZP	6	6	6	6
5	252881	CLAMP, PRESSURE GAUGE	1	1	1	1
6	1-654-010047-06	SCREW,HX CP 1/4-20UNCX1 GR5	2	2	2	2
7	1-512-010005-01	NUT,HEX,SLFLKG GRB 1/4-20	2	2	2	2
8	203025	MANIFOLD, AIR RELIEF ASSY (SEE PAGE 5-7)	1	1	1	1
9	1-654-010047-13	SCREW HX CP 1/4-20UNCX2-3/4G5	2	2	2	2
10	108417	NUT SPIRAL 1/4-20HX FG	2	2	2	2
11	187518	COMPRESSOR ASSY, AIR 12V (SEE PAGE 5-5)	1	1	1	1
12	1-654-010051-05	SCREW,HEX CAP 3/8-16UNCX1 GR5	2	2	2	2
13	1-512-010005-05	NUT, HEX, SLFLKG GRB 3/8-16	2	2	2	2
14	255774	MANIFOLD ASSY, AIR REG 3SEC (SEE PAGE 5-9)	1	1	1	1
15	187491	MALE ELBOW, 1/4ODX1/4NPT	2	2	2	2
16	151592	UNION TEE, 1/4 OD TUBE	3	3	3	3
17	151591	MALE BRANCH TEE,1/4 ODX1/8NPT	42	30	58	42
18	151590	MALE ELBOW, 1/4 OD X 1/8 NPT	6	6	6	6

Opener Assembly, Electrical

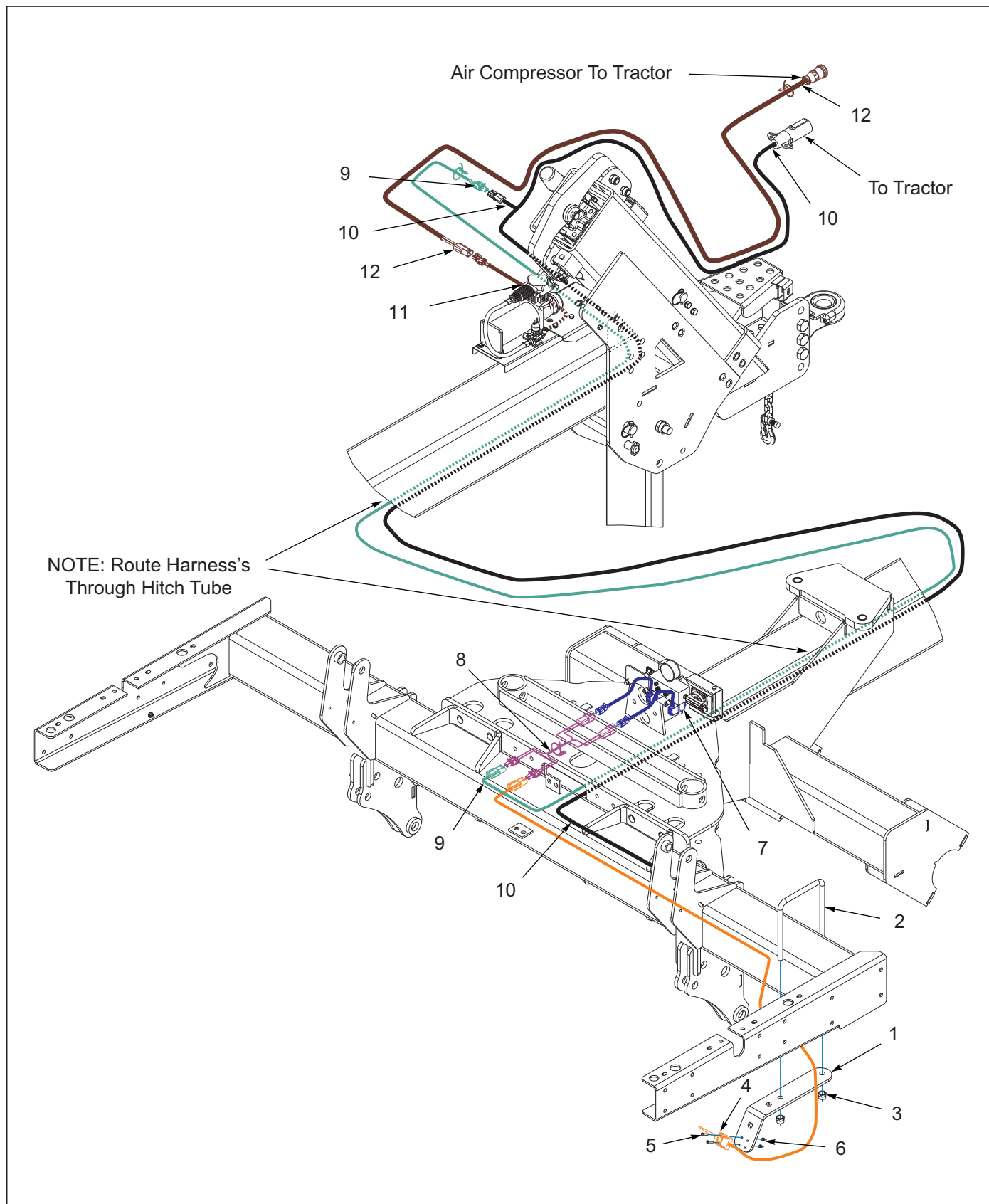


Figure 5-2: Opener Assembly, Electrical

Opener Assembly, Electrical

ITEM	PART NUMBER	DESCRIPTION	QTY.
1	254899	BRACKET, LIMIT SWITCH	1
2	70593063	U-BOLT	1
3	1-512-010005-13	NUT,HEX SLFLKG GRB 5/8-11	2
4	254748	SWITCH ASSY, LIMIT	1
5	1-654-010024053	SCREW MACH,SL ZP FILH 10-24X1	2
6	1-512-010004-03	NUT,HEX,SLFLK 10-24UNC, GRA	2
7	255774	MANIFOLD ASSY, AIR REG 3SEC	1
8	252690	HARNESS, AIR SOLENOID	1
9	252691	HARNESS, EXT WP 2-PIN 28FT	1
10	174441	HARNESS, MAIN WARNING LIGHTS	1
11	187518	COMPRESSOR ASSY, AIR 12V	1
12	231493	HARNESS, COMPRESSOR POWER	1

Air Compressor Assembly

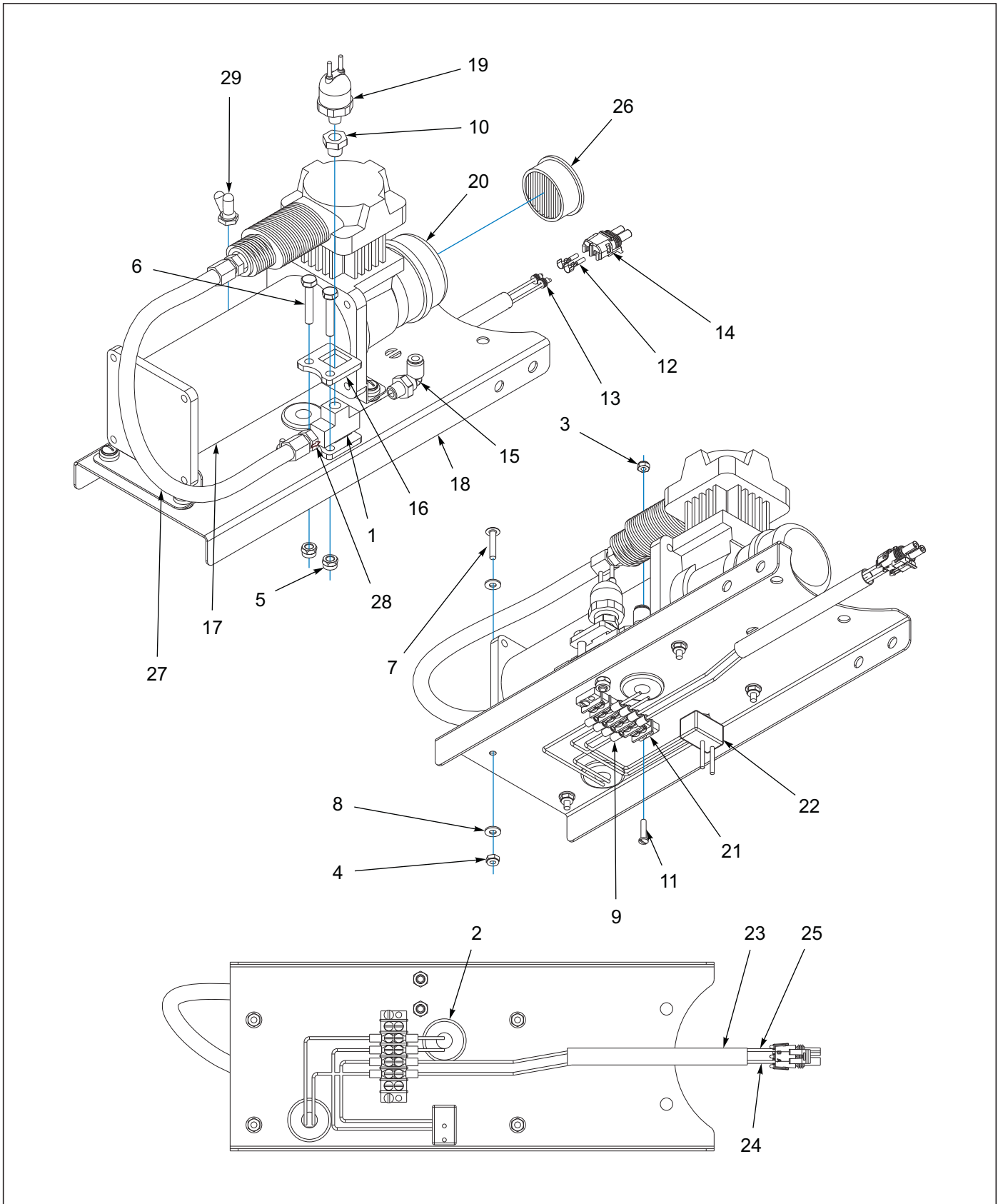


Figure 5-3: Air Compressor Assembly

Air Compressor Assembly

ITEM	PART NUMBER	DESCRIPTION	QTY.
--	187518	COMPRESSOR ASSY, AIR 12V	
1	1-297-010009-02	FITTING,AIR,PIPE TEE 1/4	1
2	1-343-010001	GROMMET RUB 1-3/8ODX3/4IDX1/8	2
3	1-512-010003-03	NUT,HX 8-32,SLF-LKG W/NYL	2
4	1-512-010003-06	NUT,HEX,SLFLKG W/NLY 10-24	4
5	1-512-010005-01	NUT,HEX,SLFLKG GRB 1/4-20	2
6	1-654-010047-08	SCREW HX CP,1/4-20UNCX1-1/2G5	2
7	1-656-010003053	SCREW RD HD MACH 10-24X1	4
8	1-861-010032-03	WASHER, FLAT #10 ZP/CD	8
9	101552	SNAP SPADE,#6 STUD SIZE 14-16	8
10	102-0114	BUSHING,HX 1/4NPTX1/8NPT BRS	1
11	111-0600	SCREW,MACHINE-RD.HD.#8-32X3/4	2
12	139974	TERMINAL FEMALE 16-14AWG (PACKARD)	2
13	154851	SEAL, CABLE WEATHER PACK	2
14	154852	TOWER, 2-PIN WEATHER PACK	1
15	187491	MALE ELBOW, 1/4ODX1/4NPT	1
16	187519	CLAMP PLATE, TEE	2
17	187520	COMPRESSOR, AIR	1
18	187521	MOUNT, AIR COMPRESSOR	1
19	187522	SWITCH, PRESSURE SEALED	1
20	194674	FILTER, AIR (INCLUDES ITEM 26)	1
21	2-788-010010	TERMINAL STRIP 10-18AWG	1
22	3-272-010017	TOGGLE SWITCH SEALED SPST	1
23	160406	LOOM,1/4"BLK SPIRAL LDPE WIRE	1.5FT
24	1-879-010011	WIRE BLACK 14 AWG	2 FT
25	239-8101-14	WIRE #14 AWG RED 19STRAND	1 FT
26	194675	FILTER, ELEMENT	1
27	224573	HOSE, AIR W/CHECK VALVE (INCLUDES ITEM 28)	1
28	199396	VALVE, AIR CHECK	1
29	81264	RUBBER BOOT FOR ELECT SWITCH	1
30	HEHM240	TUBING HEAT SHRINK 1/4" BLACK (NOT SHOWN)	.333

Manifold Assembly, Air Relief

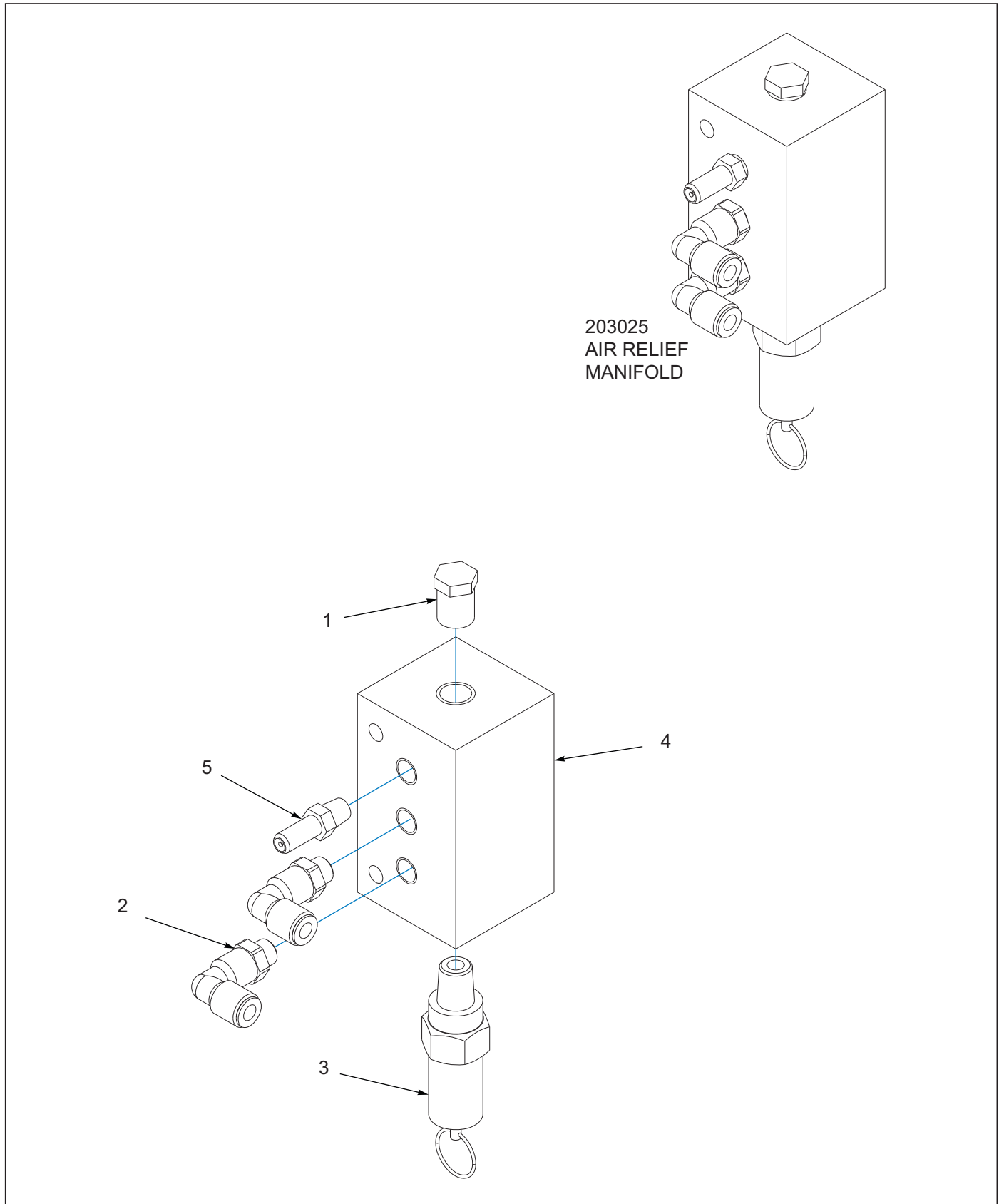


Figure 5-4: Manifold Assembly, Air Relief

Manifold Assembly, Air Relief

ITEM	PART NUMBER	DESCRIPTION	QTY.
--	203025	MANIFOLD, AIR RELIEF ASSY	
1	1-297-010033-02	FTG, BRASS PLUG HEX 1/4NPT	1
2	151590	MALE ELBOW, 1/4 OD X 1/8 NPT	2
3	151595	VALVE, AIR RELIEF	1
4	151604	MANIFOLD, AIR	1
5	151610	VALVE, SCHRADER AIR 1/8-27NPT	1

Manifold Assembly

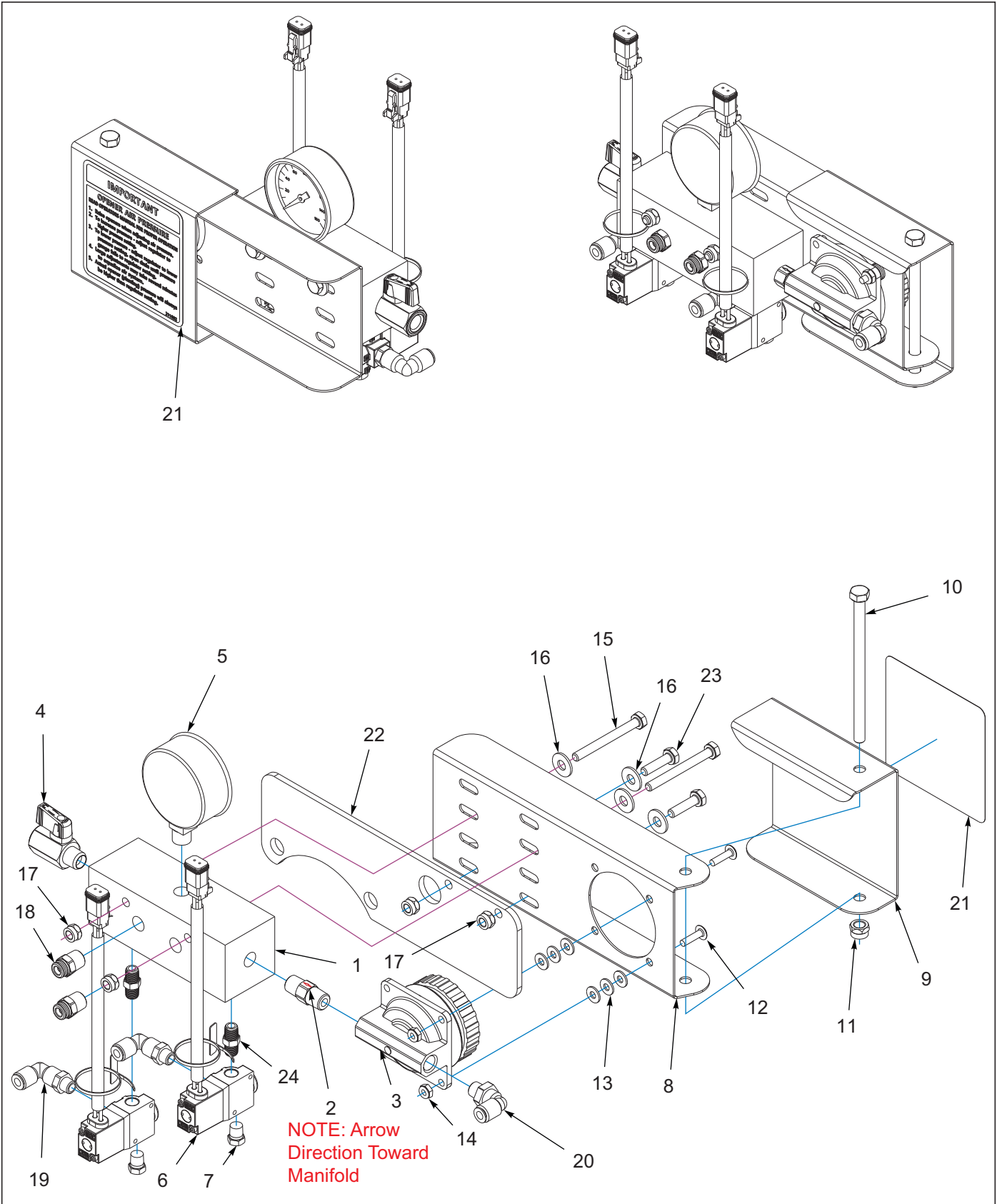


Figure 5-5: Manifold Assembly

Manifold Assembly

ITEM	PART NUMBER	DESCRIPTION	QTY.
--	255774	MANIFOLD ASSY, AIR REG 3SEC	
1	255758	MANIFOLD, AIR	1
2	211080	VALVE, IN-LINE CHECK 1/4MNPT	1
3	211062	REGULATOR, W/DIAL	1
4	255770	VALVE, MINI BALL AIR 1/4NPT	1
5	1-323-010008	GAUGE, PRESSURE, 0-160 PSI	1
6	209793	VALVE, AIR SOLENOID 3/2 ASSY	2
7	40K2	PLUG, PIPE 1/8-27NPT HEX HD	2
8	211079	MOUNT, REGULATOR	1
9	211081	COVER, REGULATOR	1
10	1-654-010049-19	SCREW,HEX CP,5/16-18UNCX5 GR5	1
11	1-512-010005-03	NUT HEX SLFLKG GRB 5/16-18	1
12	1-656-010003051	SCREW,RH HD MACH 10-24X3/4	2
13	1-861-010032-03	WASHER, FLAT #10 ZP/CD	6
14	1-512-010003-06	NUT,HEX,SLFLKG W/NLY 10-24	2
15	1-654-010047-12	SCREW,HEX 1/4-20UNCX2-1/2	2
16	1-861-010032-07	WASHER,FLAT 1/4 ZP	4
17	1-512-010005-01	NUT,HEX,SLFLKG GRB 1/4-20	4
18	207491	FITTING, AIR 1/4ODX1/4NPT	2
19	151590	MALE ELBOW, 1/4 OD X 1/8 NPT	2
20	187491	MALE ELBOW, 1/4ODX1/4NPT	1
21	211082	DECAL, AIR PRESSURE	1
22	255773	MOUNT, AIR MANIFOLD (SEE PAGE 2-5)	1
23	1-654-010047-06	SCREW,HX CP 1/4-20UNCX1 GR5	2
24	102-0120	NIPPLE HEX BRASS 1/8NPT	2

Opener Assembly, Air

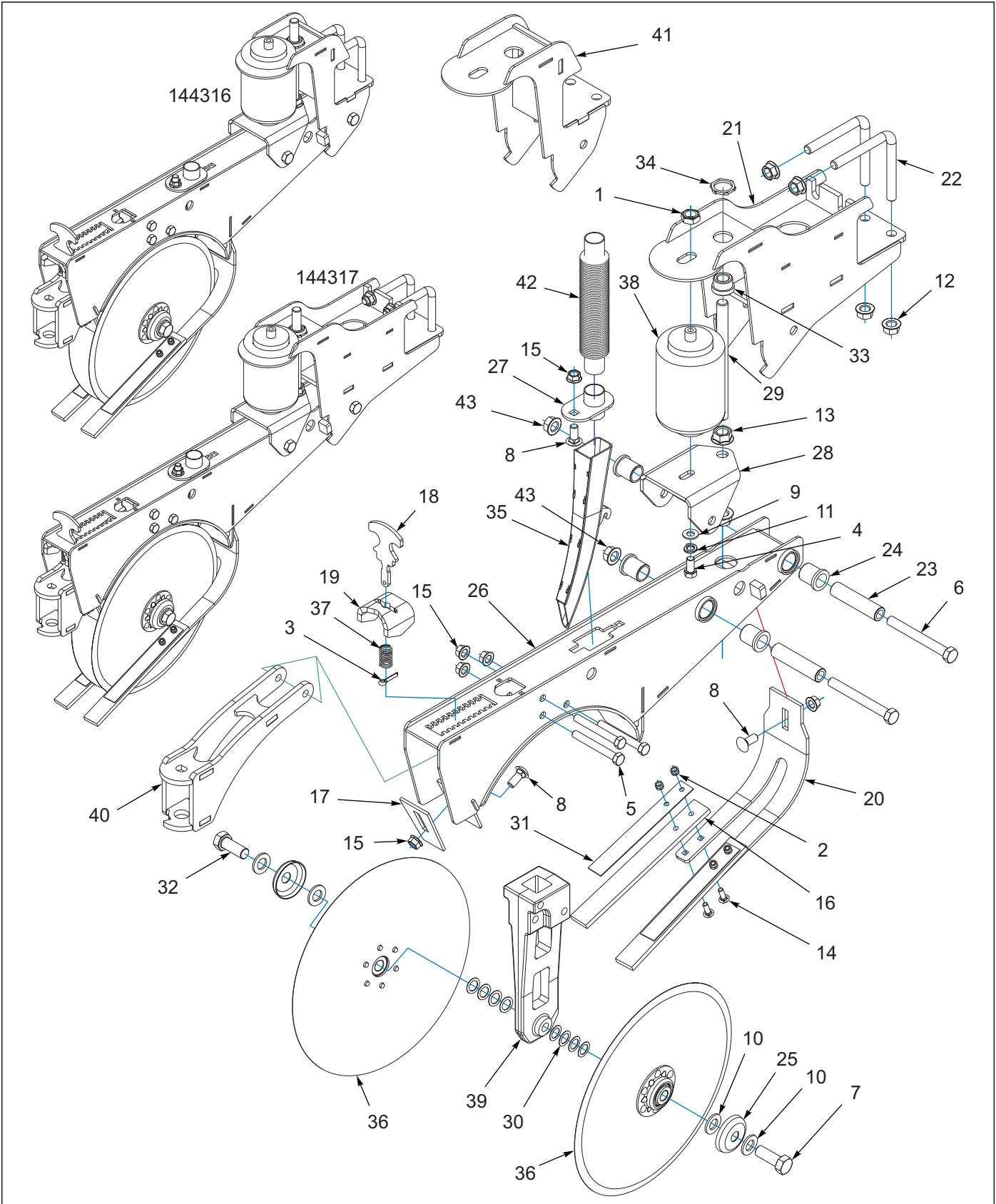


Figure 5-6: Opener Assembly, Air

Opener Assembly, Air

ITEM	PART NUMBER	DESCRIPTION	QTY.
--	144316	AIR OPENER ASSEMBLY, SHORT	
--	144317	AIR OPENER ASSEMBLY, LONG	
1	1-511-010002-08	NUT, HEX JAM 3/4-16 GRB	1
2	1-512-010005-03	NUT, HEX LOCK 5/16-18 GRB	4
3	1-557-010362-59	PIN, COTTER 1/4 X 1	1
4	1-654-010055-01	SCREW, HEX HEAD CAP 1/2-13 X 1 GR5	1
5	1-654-010055-13	SCREW, HEX HEAD CAP 1/2-13 X 4 GR5	3
6	1-654-010059-16	SCREW, HEX HEAD CAP 5/8-11 X 5-1/2	2
7	1-654-010061-05	SCREW, HEX HEAD CAP 3/4-10 X 2 GR5	1
8	1-654-010070-02	SCREW, RD HEAD SQ NECK 1/2-13 X 1-1/4	3
9	1-861-010032-14	WASHER, FLAT 1/2N	1
10	1-861-010032-20	WASHER, FLAT 3/4N	4
11	1-861-010034-13	WASHER, SPLIT LOCK 1/2	1
12	100827	NUT, FLANGE HEAD SERRATED 5/8-11	6
13	103841	NUT, FLANGE PREVAILING TORQUE 3/4-10	2
14	104031	SCREW, RD HEAD SQ NECK 5/16-18 X 1 GR5	4
15	1-510-010003-09	NUT, FLANGE HEAD SERRATED 1/2-13	6
16	143904	STRIP, SOIL	2
17	143910	SCRAPER, OPENER	1
18	143915	HANDLE, PRESS WHEEL ADJ	1
19	143924	STOP, PRESS WHEEL ADJ	1
20	143937	BRACKET, SOIL STRIP	1
21	143963	MOUNT, OPENER LONG	1
22	143966	L-BOLT, 5/8 X 5-1/2 X 5-1/2	2
23	143971	BUSHING, OPENER CLAMP	2
24	144264	BEARING, FLANGE 1"	4
25	144266	COVER, OPENER DUST	2
26	144275	ARM, OPENER	1
27	144328	TUBE, SEED	1
28	144331	PIVOT, AIR SPRING	1
29	144332	ROD, GUIDE	1
30	144335	SHIM, STEEL	8
31	144336	STRIP, SOIL BACKING	2
32	144337	SCREW, HEX HEAD CAP LH 3/4-10 X 2 GR5	1
33	144348	BUSHING, GUIDE ROD	1
34	144349	LOCKNUT, 1" CONDUIT	1
35	151543	TUBE, SEED	1
36	143880	DISC BLADE ASSEMBLY 15.8 X 138	2
37	143898	SPRING, COMPRESSION, 2-1/2	1
38	144237	SPRING, AIR 4.1 DIA	1
39	144324	BAR, CASTING OPENER	1
40	143920	SWIVEL, PRESSWHEEL	1
41	143962	MOUNT, OPENER SHORT	1
42	172739	HOSE, SEED TUBE	1
43	29SFFL 5811	NUT,FLANGE HEAD LOCK5/8-11UNC	2

Press Wheel Assembly

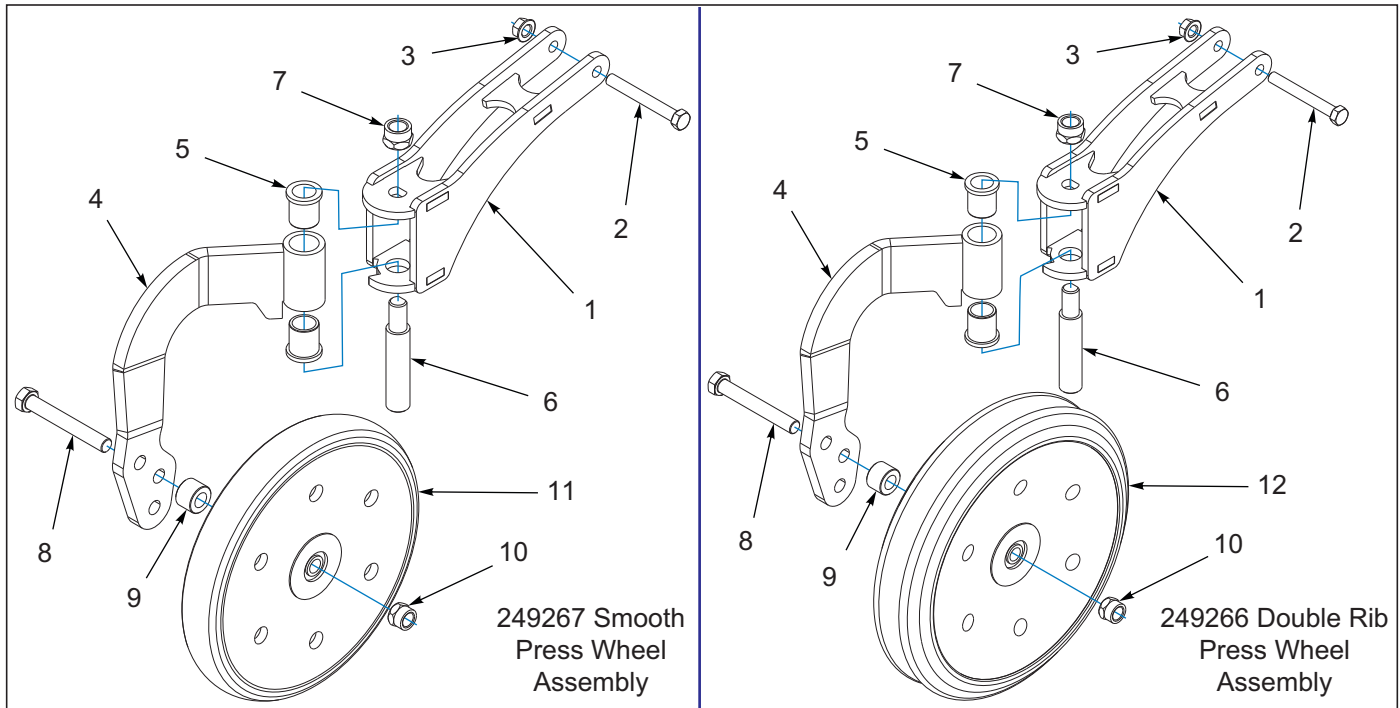


Figure 5-7: Press Wheel Assembly

Press Wheel Assembly

ITEM	PART NUMBER	DESCRIPTION	QTY.
--	249266	PW ASSY, 3X13 DB RIB ADJ (INCLUDES ITEMS 4, 5, 8, 9, 10, 12)	
--	249267	PW ASSY, 2X13 SMOOTH ADJ (INCLUDES ITEMS 4, 5, 8, 9, 10, 11)	
1	143920	SWIVEL, PRESSWHEEL WLDMT	1
2	1-654-010055-13	SCREW,HEX CAP,1/2-13UNCX4 GR5	1
3	1-510-010003-09	NUT,1/2-13 FLANGE HD,SERRATED	1
4	199334	ARM, PRESSWHEEL ADJ	1
5	144264	BEARING, FLANGE 1"	2
6	151530	PIN, PRESSWHEEL ARM	1
7	1-512-010005-15	NUT,HEX,SLFLKG GRB 3/4-10	1
8	1-654-010059-14	SCREW HX CP,5/8-11UNCX4-1/2G5	1
9	199336	BUSHING, CLAMP 7/8L	1
10	1-512-010005-13	NUT,HEX SLFLKG GRB 5/8-11	1
11	144271	PRESS WHEEL, 2X13 SMOOTH	1
12	144272	PRESS WHEEL, 3X13 DOUBLE RIB	1

Hydraulic Assemblies

Hydraulic Assembly, Lift, Front

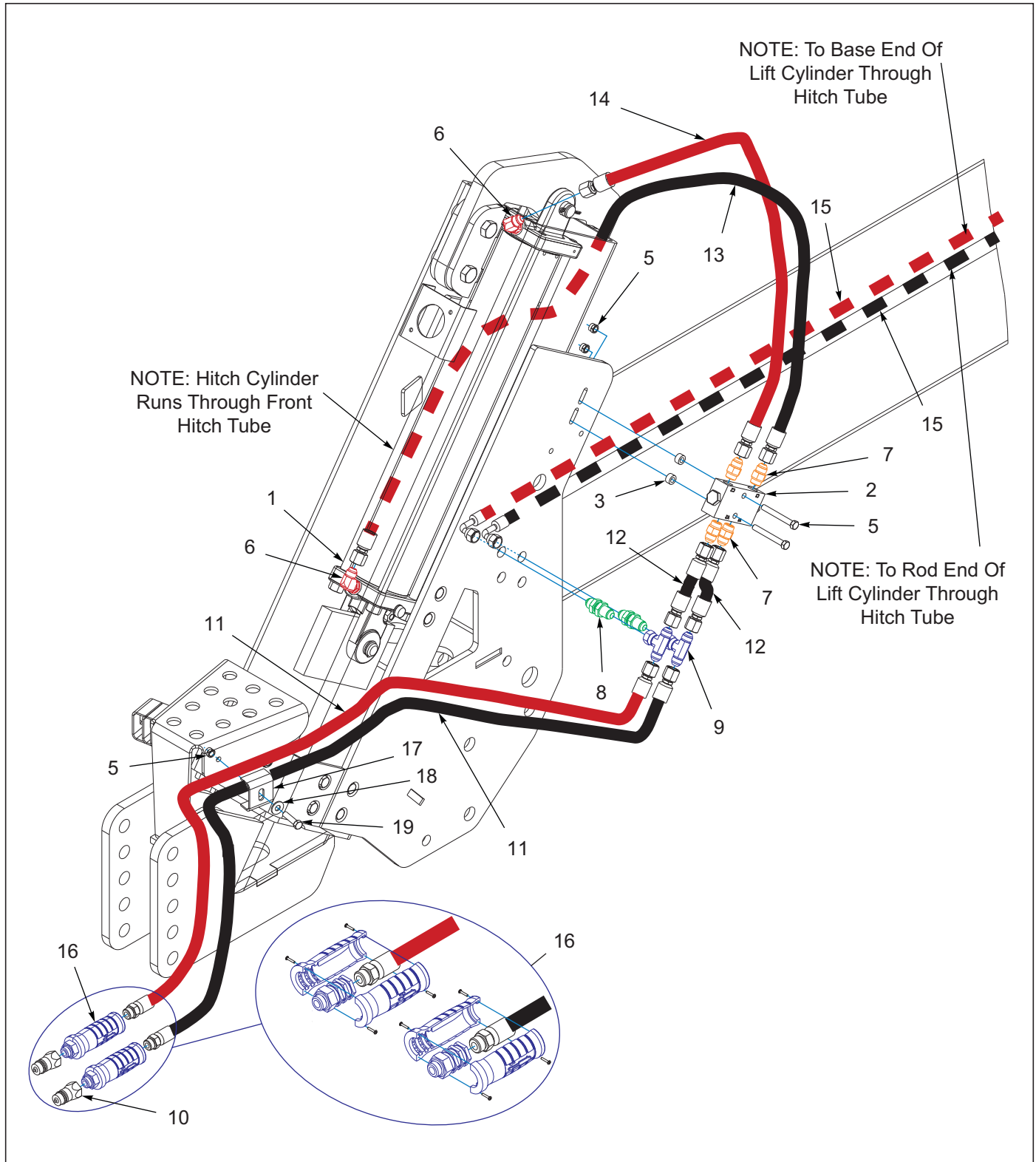


Figure 6-1: Hydraulic Assembly, Lift, Front

Hydraulic Assembly, Lift, Front

ITEM	PART NUMBER	DESCRIPTION	QTY.
1	1-242-010172-3	CYL HYD 4X24 3000PSI (SEE PAGE 6-12)	1
2	124696	VALVE,CHK DBL PILOT O-RING	1
3	144086	SPACER 1 X 9/16 X 17/32	2
4	1-654-010051-13	SCREW,HX CP,3/8-16UNCX3,GR5	2
5	1-512-010005-05	NUT, HEX, SLFLKG GRB 3/8-16	3
6	2062-8-8S	ADAPTER, 90°, #8 O-RING-TUBE	2
7	202702-8-8S	ADAPTER #8 O-RING TO #8 TUBE	4
8	102-0322	37 FLARE BULKHEAD/37 FLARE	2
9	123109	ADAPTER, TEE, #8JIC FEM BR	2
10	141828	COUPLER,MALE 3/4-16 O-RING	2
11	208261	HOSE ASSY 3/8X96 #8JIC X #8OR	2
12	174366	HOSE ASSY, 3/8 X 9 #8JIC SWIV	2
13	116489	HOSE ASSY 3/8X64 #8 JIC SW	1
14	147584	HOSE ASSY 3/8X40 #8 JIC SWIV	1
15	153840	HOSE ASSY 3/8X273 #8STR-#8-90 (5532-30')	2
15	154906	HOSE ASSY 3/8X324 #8STR-#8-90 (5532-40')	2
16	251972	HOSE HANDLES, BLUE, 1/2" SET	1
17	2-181-010001	HOSE CLAMP	1
18	1-861-010032-11	WASHER, FLAT 3/8 W ZP/CD	1
19	1-654-010051-07	SCREW,HEX CAP,3/8-16UNCX1-1/2	1

Hydraulic Assembly, Lift, Rear

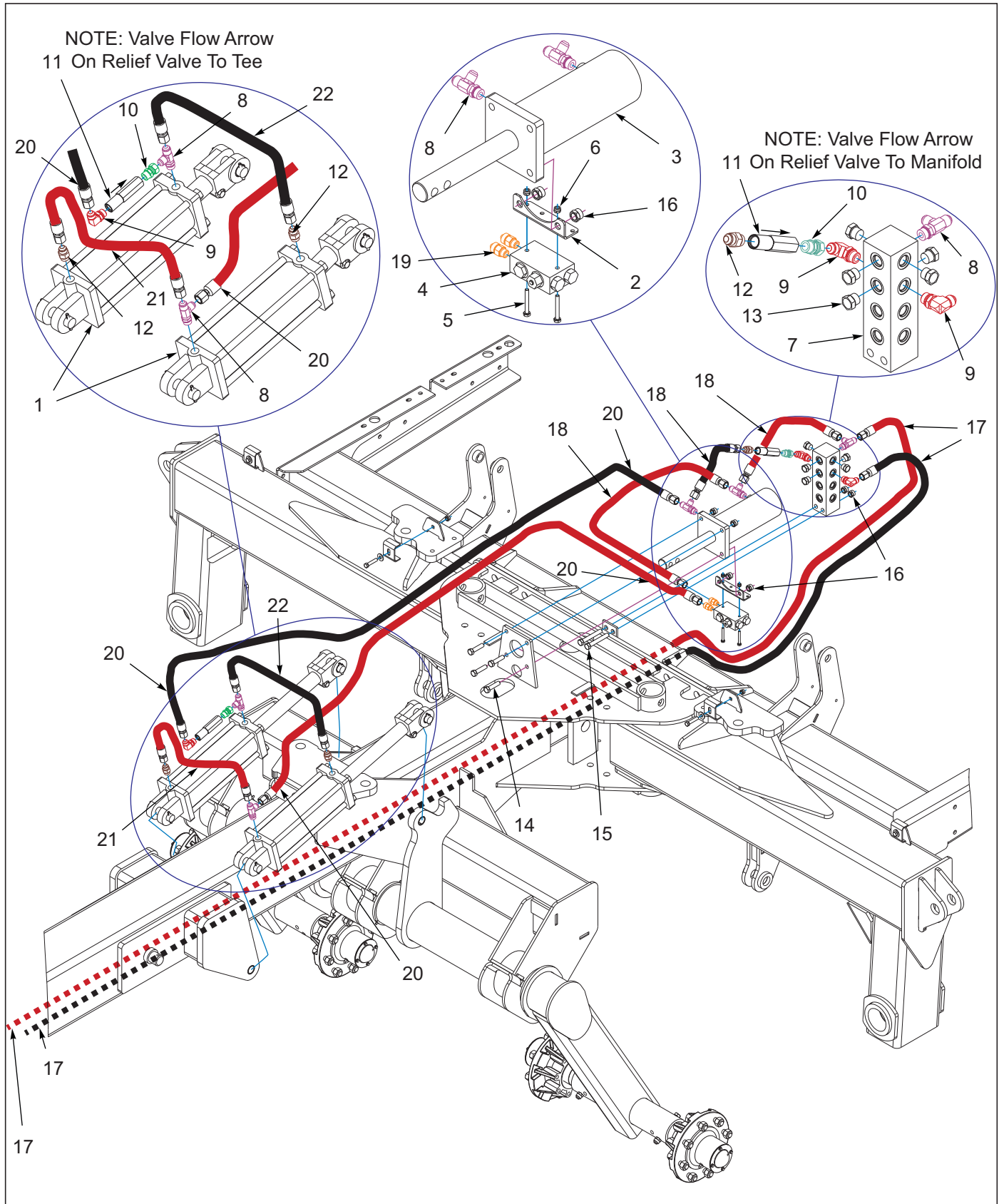


Figure 6-2: Hydraulic Assembly, Lift, Rear

Hydraulic Assembly, Lift, Rear

ITEM	PART NUMBER	DESCRIPTION	QTY.
1	144321	CYLINDER, 4 X 10 (SEE PAGE 6-13)	2
2	144239	MOUNT, RELEASE VALVE	1
3	140631	CYLINDER 3-1/2X6 (SEE PAGE 6-19)	1
4	144138	VALVE, STOP	1
5	1-654-010047-10	SCREW,HX CP,1/4-20UNC X2 GR5	2
6	1-512-010005-01	NUT,HEX,SLFLKG GRB 1/4-20	2
7	141594	MANIFOLD, HYDRAULIC 16 PORT	1
8	203005-8-8S	ADAPTER,TEE,#8 O-RING-TUBE	5
9	2062-8-8S	ADAPTER, 90°, #8 O-RING-TUBE	3
10	102-1130	FTG,STR 8M ORING X 8F JIC SW	2
11	213930	VALVE, RELIEF INLINE SAE 8	2
12	202702-8-8S	ADAPTER #8 O-RING TO #8 TUBE	2
13	1-007-010025	PLUG, 3/4-16 O-RING BOSS	5
14	1-654-010055-05	SCREW,HEX CAP,1/2-13UNCX2 GR5	4
15	1-654-010055-11	SCREW,HX CP 1/2-13UNCX3-1/2	2
16	1-512-010005-09	NUT,HEX,SLFLKG, 1/2-13 GRB	4
17	153840	HOSE ASSY 3/8X273 #8STR-#8-90 (5532-30')	2
17	154906	HOSE ASSY 3/8X324 #8STR-#8-90 (5532-40')	2
18	153841	HOSE ASSY 3/8X18 #8 JIC SWIV	3
19	202702-6-8S	ADAPTER, #6 SAE X #8 JIC	2
20	116490	HOSE ASSY 3/8X78 #8 JIC SW	2
21	71508985	HOSE ASSY .38 X 30	1
22	137602	HOSE ASSY, 3/8X27, #8JIC SWVL	1

Hydraulic Assembly, Fold

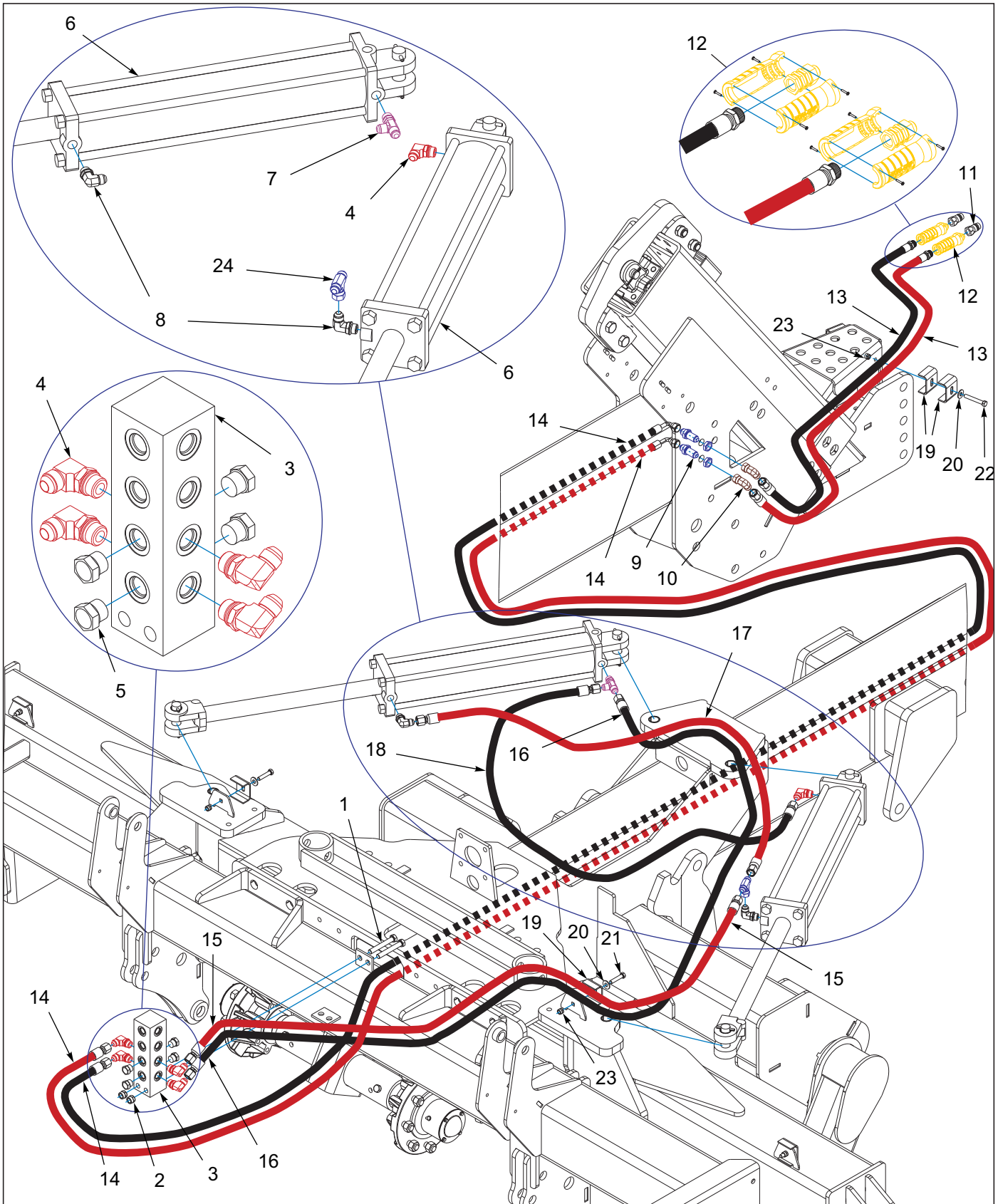


Figure 6-3: Hydraulic Assembly, Fold

Hydraulic Assembly, Fold

ITEM	PART NUMBER	DESCRIPTION	QTY.
1	1-654-010055-11	SCREW,HX CP 1/2-13UNCX3-1/2	2
2	1-512-010005-09	NUT,HEX,SLFLKG, 1/2-13 GRB	2
3	141594	MANIFOLD, HYDRAULIC 16 PORT	1
4	2062-8-8S	ADAPTER, 90°, #8 O-RING-TUBE	5
5	1-007-010025	PLUG, 3/4-16 O-RING BOSS	4
6	142774	CYLINDER 4X20-3000 PSI, BLUE (SEE PAGE 6-14)	2
7	203005-8-8S	ADAPTER,TEE,#8 O-RING-TUBE	1
8	141826	ELBOW 90 1/16 RES	2
9	102-0322	37 FLARE BULKHEAD/37 FLARE	2
10	2071-8-8S	ADAPTER90 #8 FLR SWIVEL #8JIC	2
11	141828	COUPLER,MALE 3/4-16 O-RING	2
12	251973	HOSE HANDLES, YELLOW, 1/2" SET	1
13	208261	HOSE ASSY 3/8X96 #8JIC X #8OR	2
14	153840	HOSE ASSY 3/8X273 #8STR-#8-90 (5532-30')	2
14	154906	HOSE ASSY 3/8X324 #8STR-#8-90 (5532-40')	2
15	116489	HOSE ASSY 3/8X64 #8 JIC SW	1
16	1-397-010369036	HOSE ASSY 3/8X36,#8 JIC SWVL	1
17	71508992	HOSE ASSY .38 X 50	1
18	1-397-010369054	HOSE ASSY 3/8X54 #8 JIC SWVL	1
19	2-181-010001	HOSE CLAMP	4
20	1-861-010032-11	WASHER, FLAT 3/8 W ZP/CD	3
21	1-654-010051-08	SCREW,HEX CAP,3/8-16X1-3/4 G5	2
22	1-654-010051-11	SCREW HX CP 3/8-16X2-1/2 G5ZP	1
23	1-512-010005-05	NUT, HEX, SLFLKG GRB 3/8-16	3
24	123109	ADAPTER, TEE, #8JIC FEM BR	1

Hydraulic Assembly, Opener, Center

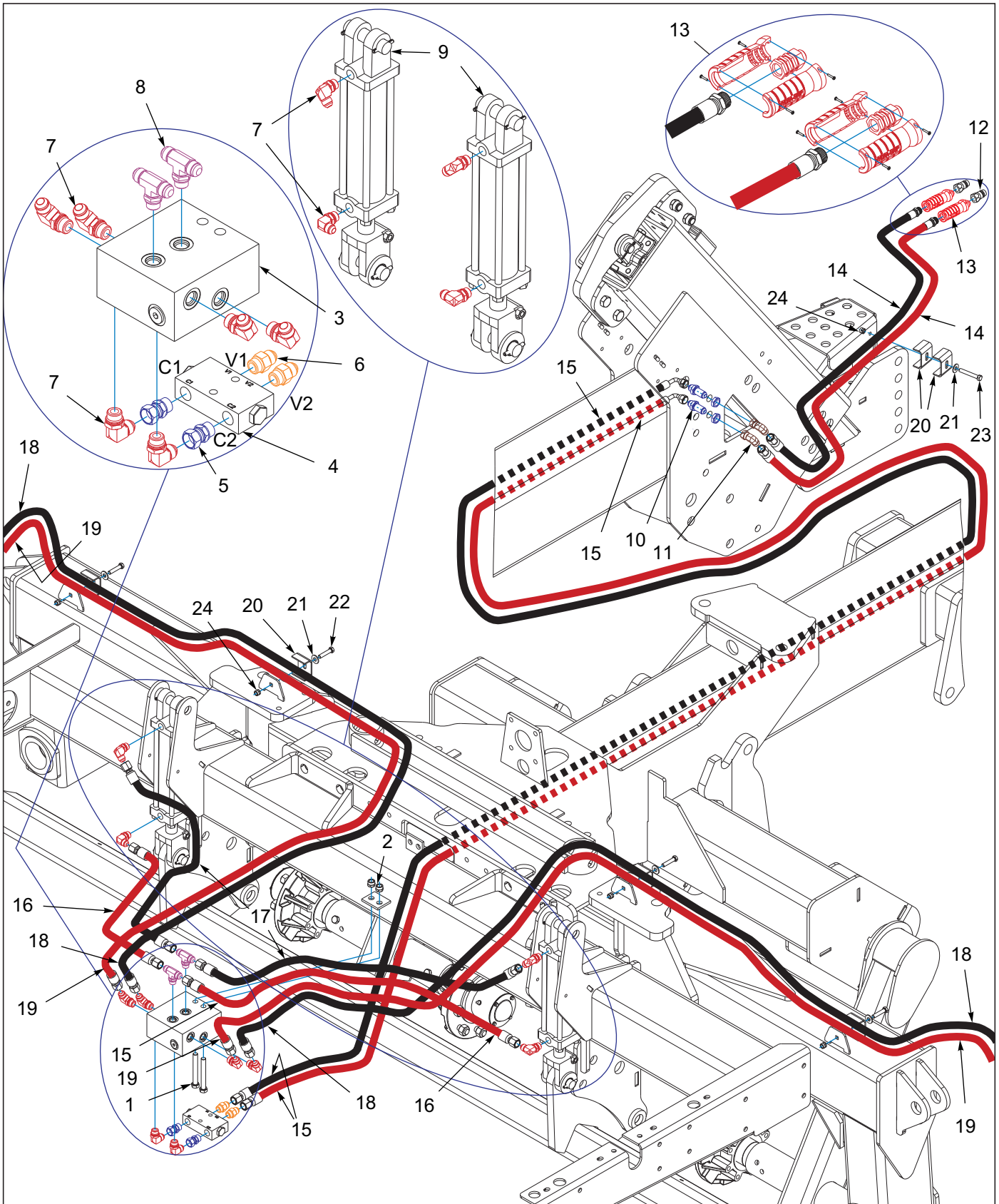


Figure 6-4: Hydraulic Assembly, Opener, Center

Hydraulic Assembly, Opener, Center

ITEM	PART NUMBER	DESCRIPTION	QTY.
1	1-654-010055-13	SCREW,HEX CAP,1/2-13UNCX4 GR5	2
2	1-512-010005-09	NUT,HEX,SLFLKG, 1/2-13 GRB	2
3	252885	MANIFOLD, OPENER	1
4	124696	VALVE,CHK DBL PILOT O-RING	1
5	102-1130	FTG,STR 8M ORING X 8F JIC SW	2
6	202702-8-8S	ADAPTER #8 O-RING TO #8 TUBE	2
7	2062-8-8S	ADAPTER, 90°, #8 O-RING-TUBE	10
8	203003-8-8S	ADAPTER,TEE,#8 O-RING-TUBE	2
9	144320	CYLINDER, 2-1/2 X 8 (SEE PAGE 6-15)	2
10	102-0322	37 FLARE BULKHEAD/37 FLARE	2
11	2071-8-8S	ADAPTER90 #8 FLR SWIVEL #8JIC	2
12	141828	COUPLER,MALE 3/4-16 O-RING	2
13	251975	HOSE HANDLES, RED, 1/2" SET	1
14	208269	HOSE ASSY 1/2X96 #8JIC X #8OR	2
15	101014	HOSE ASSY,1/2X248,SAE37,STR90 (5532-30')	2
15	154906	HOSE ASSY 3/8X324 #8STR-#8-90 (5532-40')	2
16	1-397-010301030	HOSE ASSY 1/2X30 SAE37,STR	2
17	1-397-010301033	HOSE ASSY,1/2X33,SAE37,STR-ST	2
18	51039-35	HOSE ASSY 1/2X120.13SAE37 STR	2
19	1-397-010301127	HOSE ASSY,1/2X127 SAE37STR-ST	2
20	2-181-010001	HOSE CLAMP	4
21	1-861-010032-11	WASHER, FLAT 3/8 W ZP/CD	3
22	1-654-010051-08	SCREW,HEX CAP,3/8-16X1-3/4 G5	2
23	1-654-010051-11	SCREW HX CP 3/8-16X2-1/2 G5ZP	1
24	1-512-010005-05	NUT, HEX, SLFLKG GRB 3/8-16	3

Hydraulic Assembly, Opener, Wings

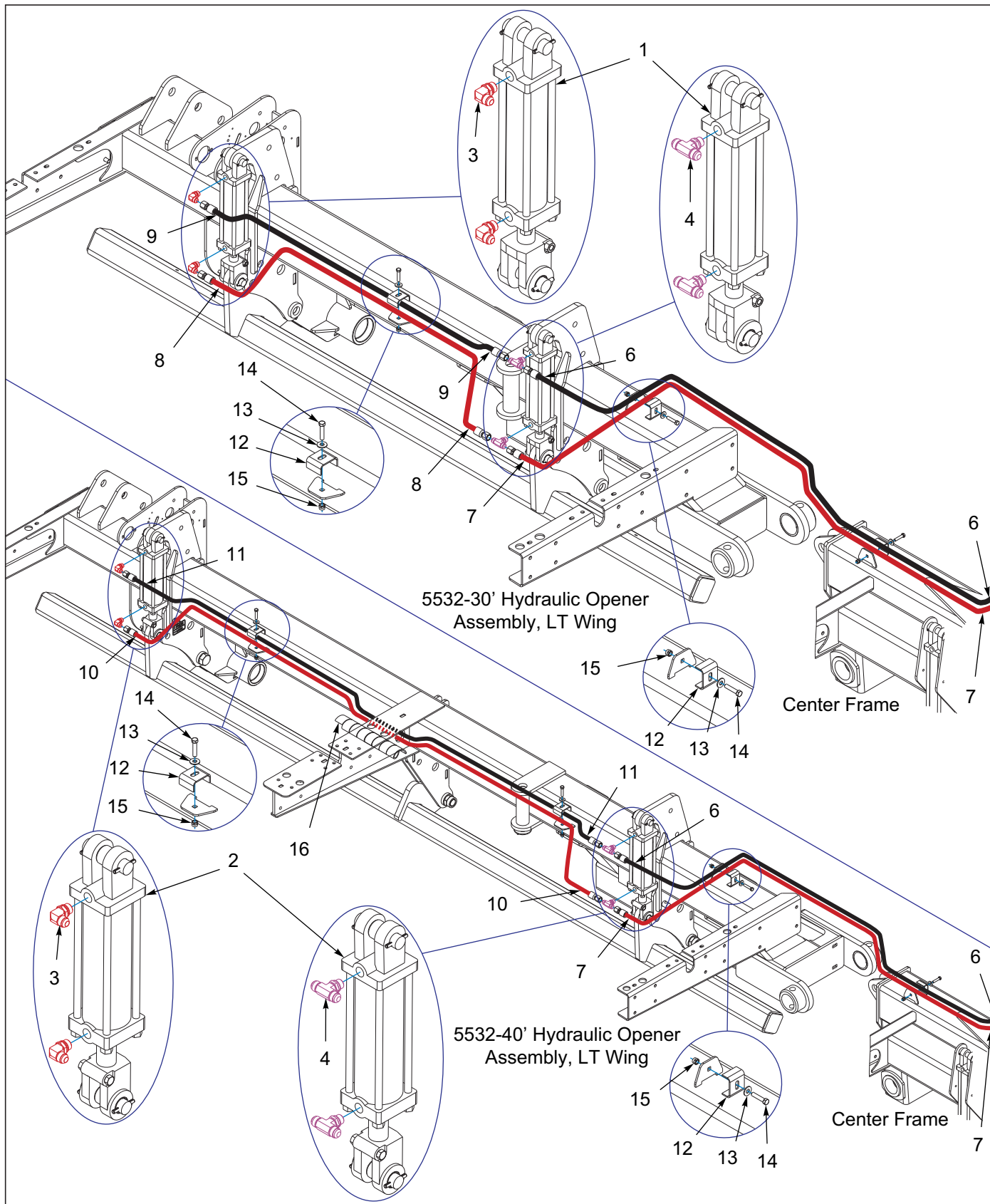


Figure 6-5: Hydraulic Assembly, Opener Wings (1 of 2)

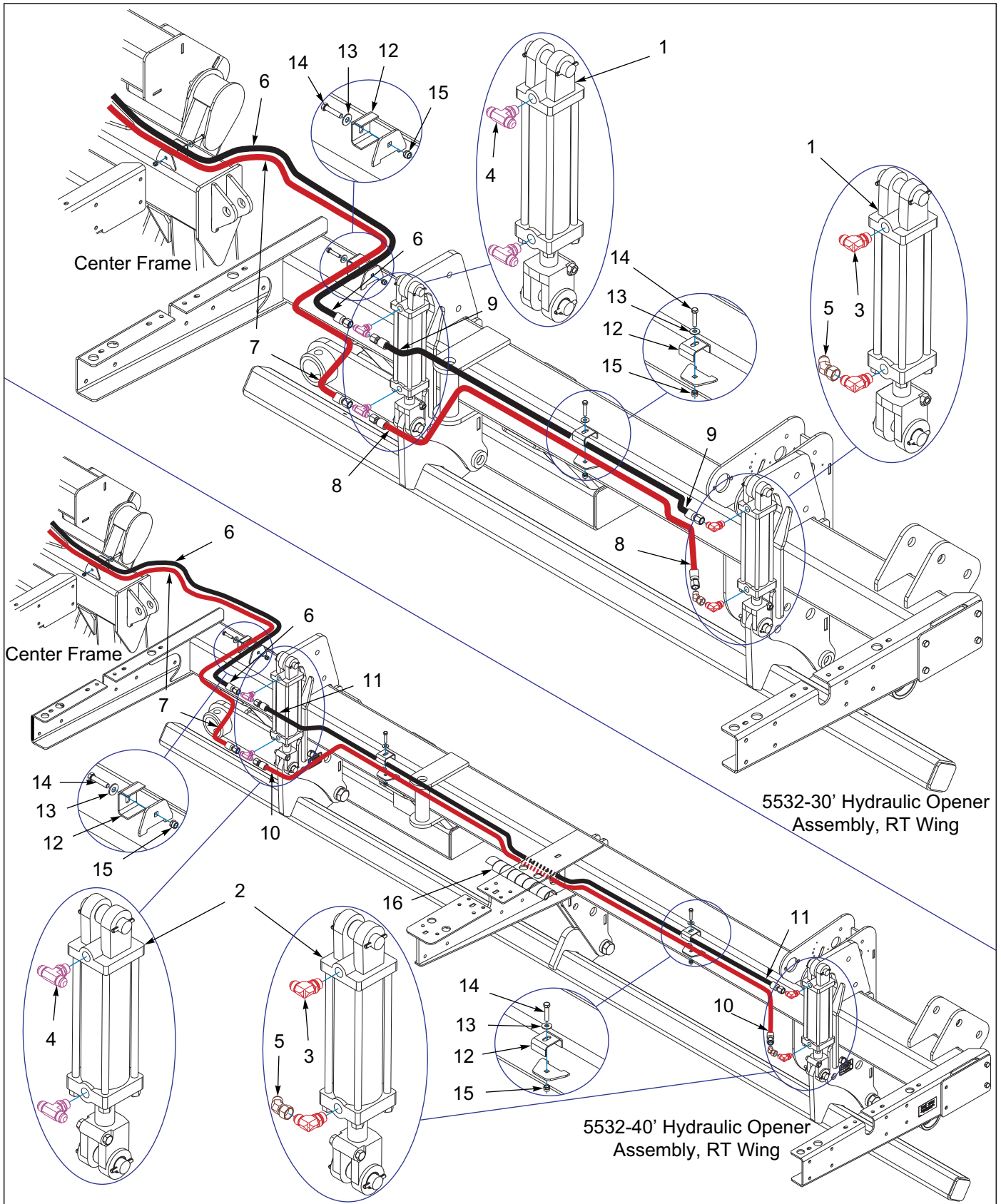


Figure 6-6: Hydraulic Assembly, Opener, Wings (2 of 2)

Hydraulic Assembly, Opener, Wings

ITEM	PART NUMBER	DESCRIPTION	QTY.	
--	-----	HYDRAULIC OPENER, WINGS 5532-30'	*	
--	-----	HYDRAULIC OPENER, WINGS 5532-40'		*
1	144320	CYLINDER, 2-1/2 X 8 (SEE PAGE 6-15)	4	--
2	172682	CYLINDER, 3 X 8, 1-3/8 ROD (SEE PAGE 6-17)	--	4
3	2062-8-8S	ADAPTER, 90°, #8 O-RING-TUBE	4	4
4	203003-8-8S	ADAPTER, TEE, #8 O-RING-TUBE	4	4
5	121031	FITTING, 45EL #8M X #8F 37SWVL	1	1
6	51039-35	HOSE ASSY 1/2X120.13SAE37 STR	2	2
7	1-397-010301127	HOSE ASSY, 1/2X127 SAE37STR-ST	2	2
8	50008-69	HOSE ASSY 1/2X72 SAE37 STR	2	--
9	168521	HOSE ASSY 1/2X67 SAE37 STR-STR	2	--
10	1-397-010301136	HOSE ASSY, 1/2X136 SAE 37 STR	--	2
11	51039-28	HOSE ASSY, 1/2X128-1/2, SAE37STR	--	2
12	2-181-010001	HOSE CLAMP	4	6
13	1-861-010032-11	WASHER, FLAT 3/8 W ZP/CD	4	6
14	1-654-010051-08	SCREW, HEX CAP, 3/8-16X1-3/4 G5	4	6
15	1-512-010005-05	NUT, HEX, SLFLKG GRB 3/8-16	4	6
16	118914	HOSE WRAP SPIRAL 1 ID	2	2

Cylinder Assembly, 4 x 24

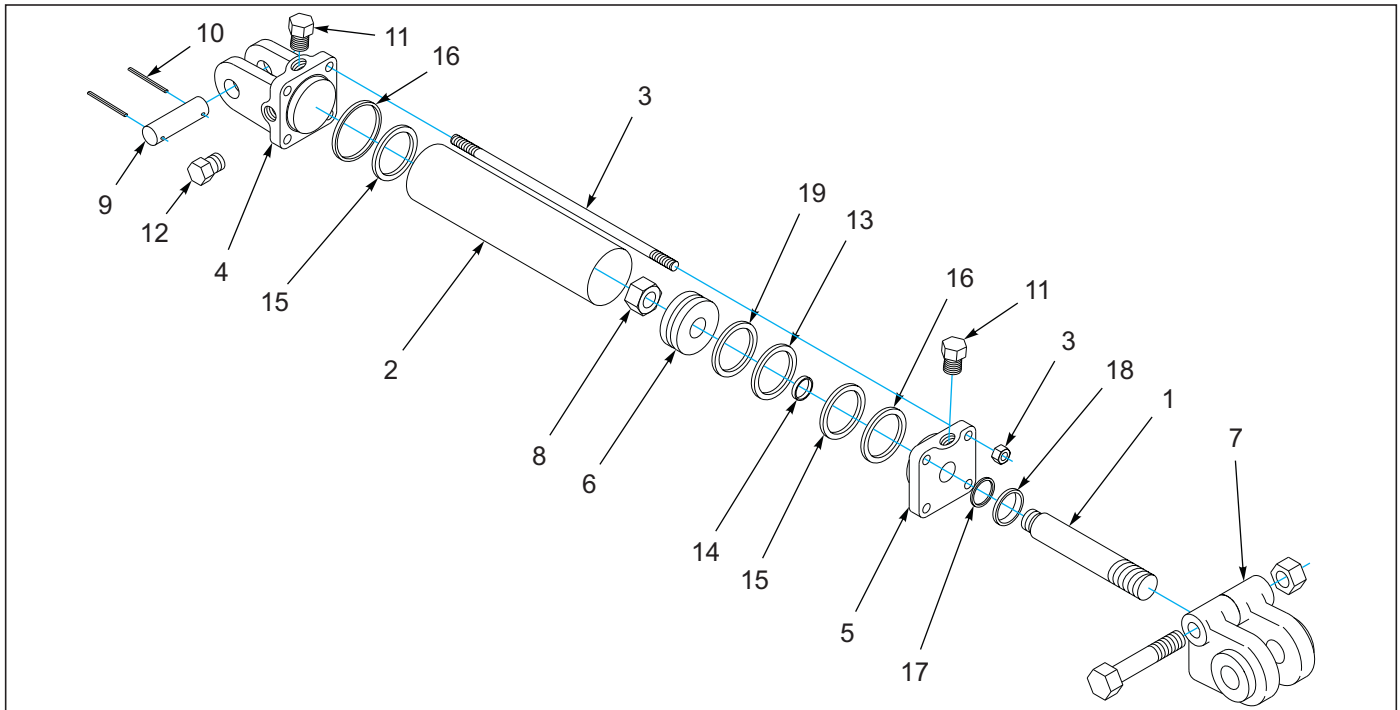


Figure 6-7: Cylinder Assembly, 4 x 24

Cylinder Assembly, 4 x 24

ITEM	PART NUMBER	DESCRIPTION	QTY.
	1-242-010172-3	CYL HYD 4X24 3000PSI	
1	----	PISTON ROD	1
2	----	TUBE	1
3	----	TIEROD ASSY	4
4	218658	BUTT	1
5	111787	GLAND ASSY	1
6	----	PISTON	1
7	100000326	CLEVIS ASSEMBLY	1
8	----	LOCK NUT	1
9	111790	CLEVIS PIN	2
10	111789	ROLL PIN	4
11	----	PLASTIC PLUG	2
12	----	PORT PLUG	1
13	----	CROWN SEAL	1
14	----	O-RING	1
15	----	O-RING	2
16	----	BU-WASHER	2
17	----	U-CUP	1
18	----	WIPER	1
19	----	BEARING RING	1
20	111913	PACKING KIT (NOT SHOWN) (INCLUDES ITEMS 13 - 19)	

Cylinder Assembly, 4 x 10

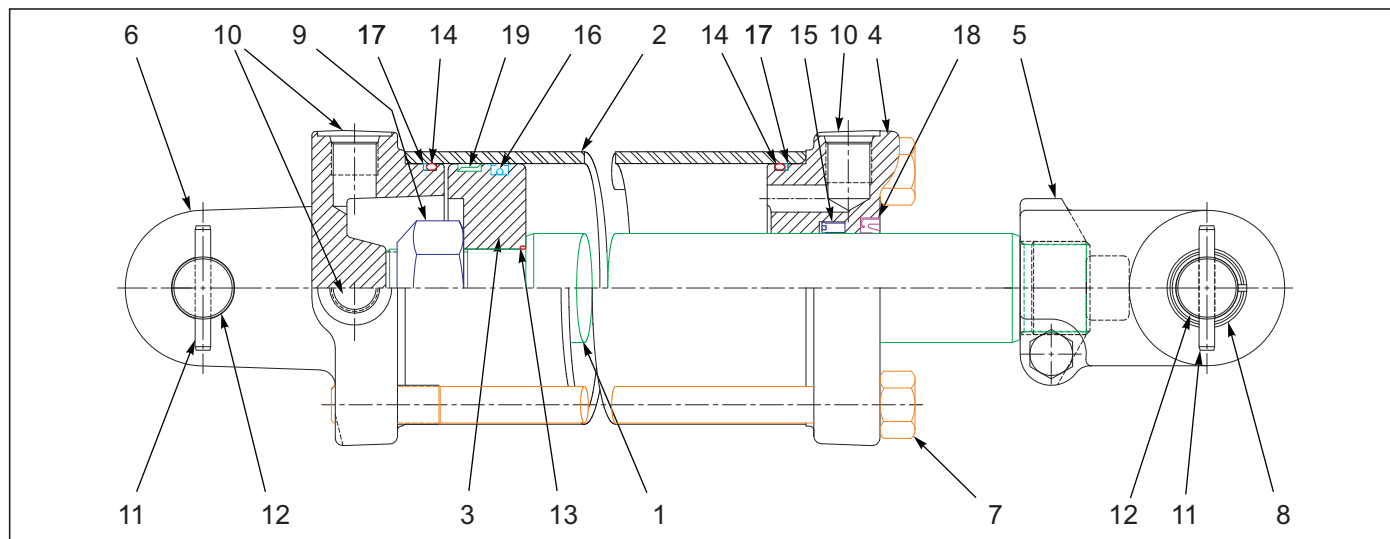


Figure 6-8: Cylinder Assembly, 4 x 10

Cylinder Assembly, 4 x 10

ITEM	PART NUMBER	DESCRIPTION	QTY.
--	144321	CYLINDER 4 X 10	
1	----	PISTON ROD	1
2	----	TUBE	1
3	----	PISTON	1
4	147376	GLAND	1
5	154102	CLEVIS ASSY	1
6	147375	BUTT	2
7	----	TIEROD ASSY	4
8	113805	BUSHING	2
9	----	LOCKNUT	1
10	----	SHIPPING PLUG	3
11	111789	ROLL PIN	4
12	143994	CLEVIS PIN	2
13	----	O-RING	1
14	----	O-RING	2
15	----	U-CUP	1
16	----	CROWN	1
17	----	BU-WASHER	2
18	----	WIPER	1
19	----	BEARING RING	1
20	247232	PACKING KIT (NOT SHOWN) (INCL ITEMS 13 - 19)	

Cylinder Assembly, 4 x 20

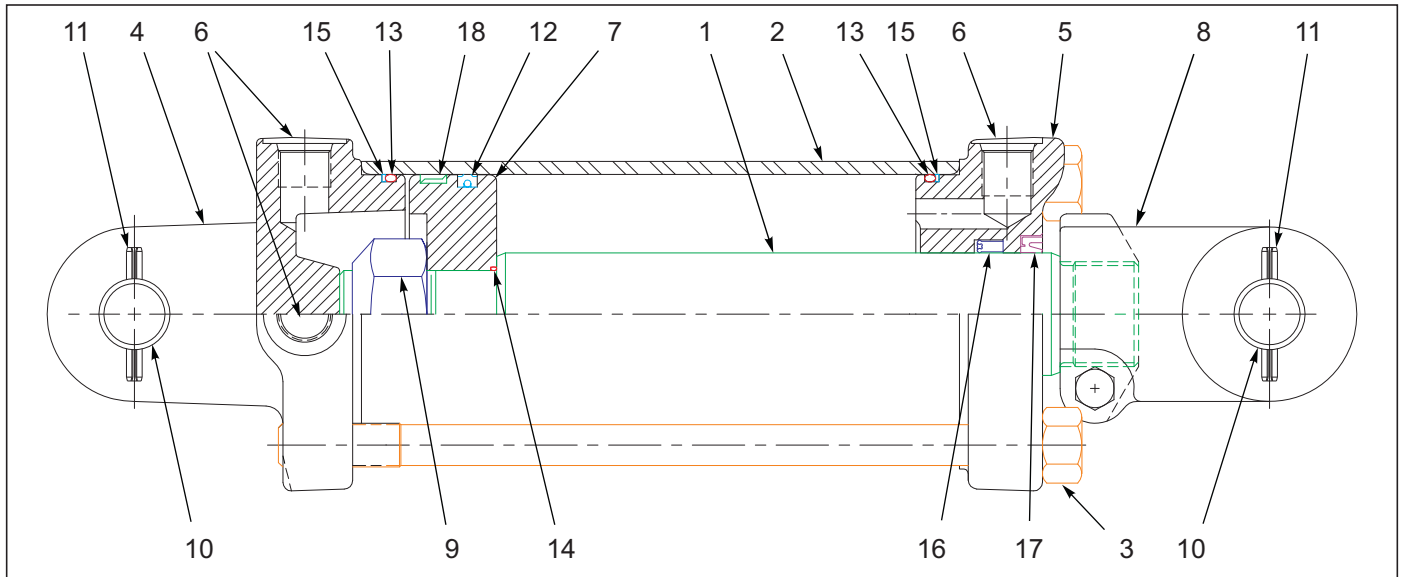


Figure 6-9: Cylinder Assembly, 4 x 20

Cylinder Assembly, 4 x 20

ITEM	PART NUMBER	DESCRIPTION	QTY.
--	142774	CYLINDER 4X20-3000 PSI, BLUE	
1	----	PISTON ROD	1
2	----	TUBE	1
3	----	TIEROD ASSEMBLY	4
4	147375	BUTT	1
5	147376	GLAND	1
6	----	PORT PLUG	3
7	----	PISTON	1
8	100000326	CLEVIS ASSEMBLY	1
9	----	LOCKNUT	1
10	143994	PIN, CLEVIS	2
11	111789	PIN,ROLL	4
12	----	CROWN SEAL	1
13	----	O-RING	2
14	----	O-RING	1
15	----	BU-WASHER	2
16	----	U-CUP	1
17	----	WIPER	1
18	----	BEARING RING	1
19	147377	PACKING KIT (NOT SHOWN) (INCL ITEMS 11 - 17)	

Cylinder Assembly, 2-1/2 x 8 (Prince)

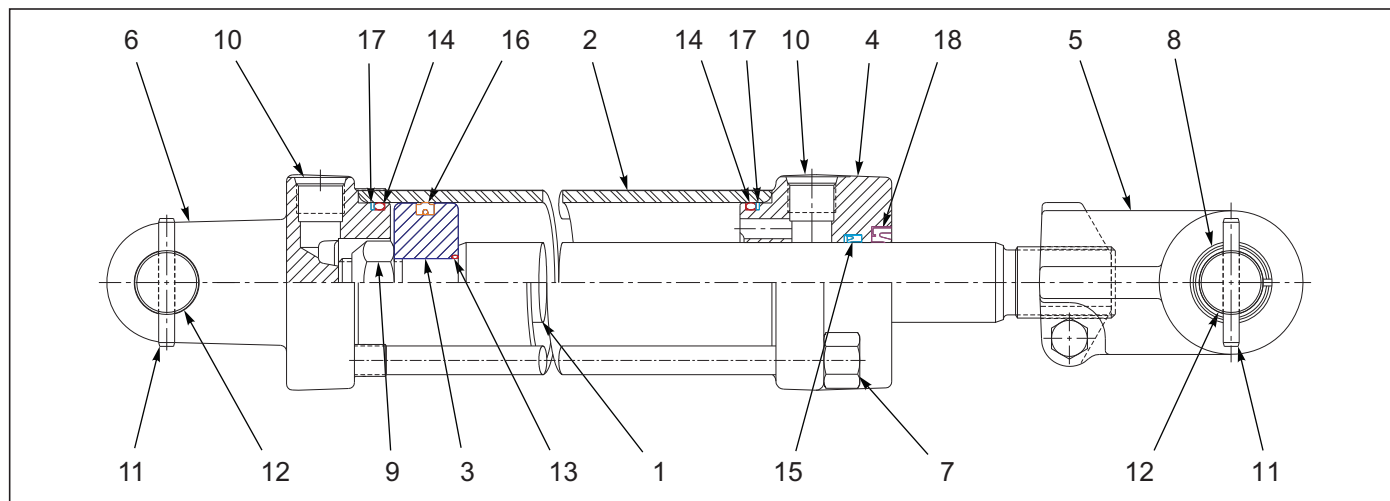


Figure 6-10: Cylinder Assembly, 2-1/2 x 8 (Prince)

Cylinder Assembly, 2-1/2 x 8 (Prince)

ITEM	PART NUMBER	DESCRIPTION	QTY.
	144320	CYLINDER, 2-1/2 X 8	
1	----	PISTON ROD	1
2	----	TUBE	1
3	----	PISTON	1
4	154105	GLAND	1
5	154095	CLEVIS ASSEMBLY	1
6	154096	BUTT	2
7	----	TIEROD ASSEMBLY	4
8	154097	BUSHING	2
9	----	LOCKNUT	1
10	----	SHIPPING PLUG	2
11	111789	ROLL PIN	4
12	155868	CLEVIS PIN	2
13	----	O-RING	1
14	----	O-RING	2
15	----	U-CUP	1
16	----	CROWN SEAL	1
17	----	BU-WASHER	2
18	----	WIPER	1
19	154098	PACKING KIT (NOT SHOWN) (INCL ITEMS 13 - 18)	

Cylinder Assembly, 2-1/2 x 8 (Midway)

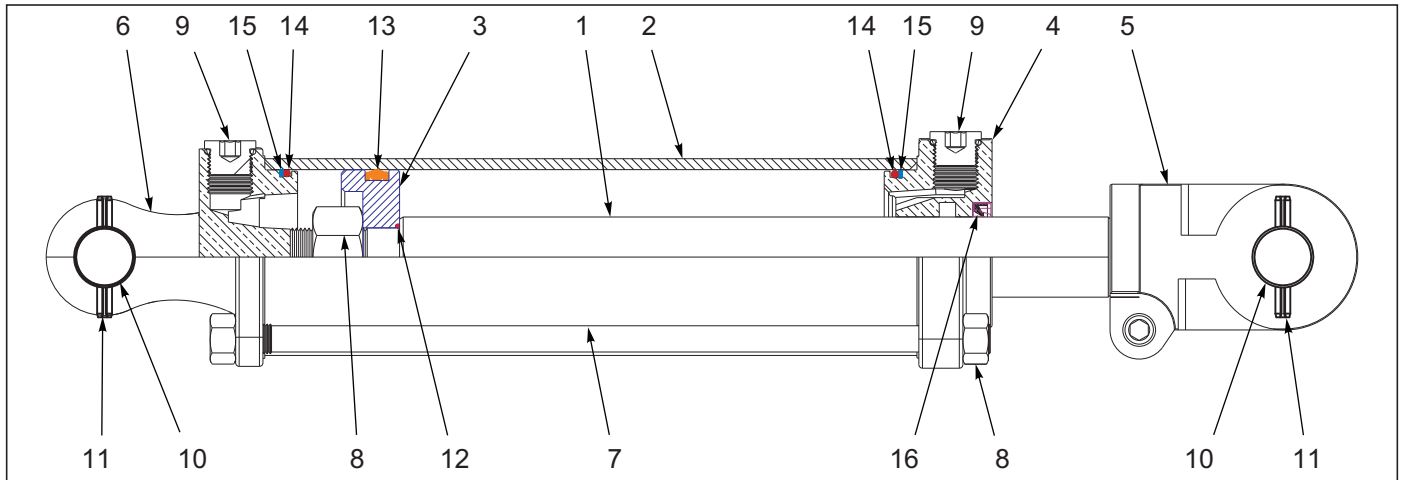


Figure 6-11: Cylinder Assembly, 2-1/2 x 8 (Midway)

Cylinder Assembly, 2-1/2 x 8 (Midway)

ITEM	PART NUMBER	DESCRIPTION	QTY.
--	144320M	CYLINDER, 2-1/2 X 8	
1	----	PISTON ROD	1
2	----	TUBE	1
3	----	PISTON	1
4	229546	GLAND, 2-1/2 BORE, MIDWAY	1
5	229545	ROD CLEVIS-ADI, 1" PIN, MIDWAY	1
6	229544	BUTT CLEVIS, 2-1/2 BORE MIDWAY	1
7	----	TIEROD ASSEMBLY	4
8	----	LOCKNUT	1
9	----	SHIPPING PLUG	3
10	229565	CLEVIS PIN, Ø1" HARDEN, MIDWAY	2
11	1-647-010004221	PIN, SPRING 1/4X2 SLOTTED	2
12	----	O-RING	1
13	----	CROWN SEAL	1
14	----	O-RING	2
15	----	BU-WASHER	2
16	----	WIPER	1
17	229548	PACKING KIT, 2-1/2 BORE, MIDWAY (NOT SHOWN) (INCL ITEMS 13 - 18)	

Cylinder Assembly, 3 x 8 (Prince)

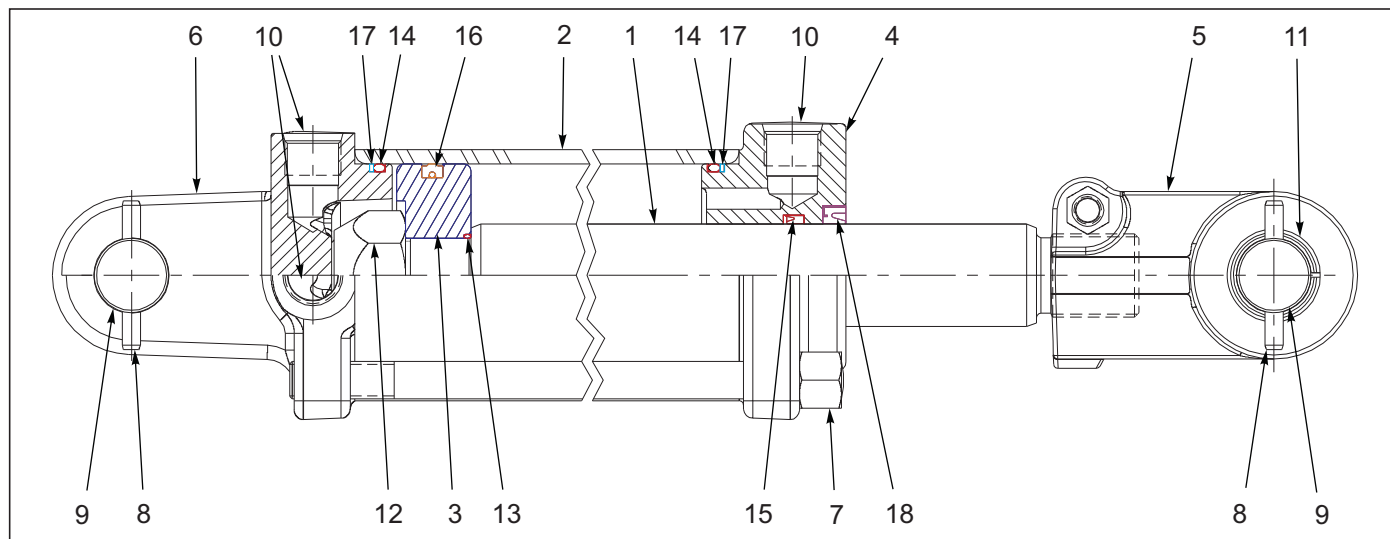


Figure 6-12: Cylinder Assembly, 3 x 8 (Prince)

Cylinder Assembly, 3 x 8 (Prince)

ITEM	PART NUMBER	DESCRIPTION	QTY.
--	172682	CYLINDER, 3 X 8, 1-3/8 ROD	
1	-----	PISTON ROD	1
2	-----	TUBE	1
3	-----	PISTON	1
4	147368	GLAND	1
5	154095	CLEVIS ASSEMBLY	1
6	147367	BUTT CLEVIS	2
7	-----	TIEROD ASSEMBLY	4
8	111789	ROLL PIN	4
9	155868	CLEVIS PIN	2
10	-----	SHIPPING PLUG	3
11	-----	TENSION BUSHING	2
12	-----	LOCKNUT	1
13	-----	O-RING	1
14	-----	O-RING	2
15	-----	NON-SYMMETRICAL U-CUP	1
16	-----	CROWN SEAL	1
17	-----	STATIC BU-WASHER	2
18	-----	CANNED WIPER	1
19	174304	PACKING KIT (NOT SHOWN) (INCL ITEMS 13 - 18)	

Cylinder Assembly, 3 x 8 (Midway)

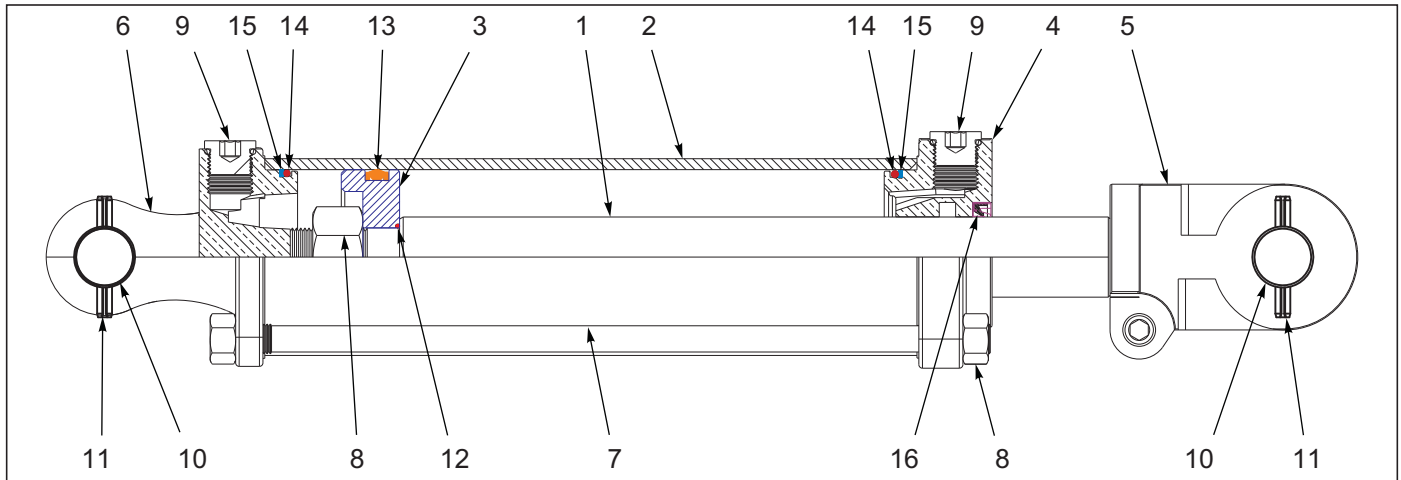


Figure 6-13: Cylinder Assembly, 3 x 8 (Midway)

Cylinder Assembly, 3 x 8 (Midway)

ITEM	PART NUMBER	DESCRIPTION	QTY.
--	172682M	CYLINDER, 3 X 8, 1-3/8 ROD	
1	----	PISTON ROD	1
2	----	TUBE	1
3	----	PISTON	1
4	231793	GLAND, 3" BORE, MIDWAY	1
5	231792	ROD CLEVIS-ADI, 1" PIN, MIDWAY	1
6	229562	BUTT CLEVIS, 3" BORE, MIDWAY	1
7	----	TIEROD ASSEMBLY	4
8	----	LOCKNUT	1
9	----	SHIPPING PLUG	3
10	229565	CLEVIS PIN, Ø1" HARDEN, MIDWAY	2
11	1-647-010004221	PIN, SPRING 1/4X2 SLOTTED	2
12	----	O-RING	1
13	----	CROWN SEAL	1
14	----	O-RING	2
15	----	BU-WASHER	2
16	----	WIPER	1
17	231794	PACKING KIT, 3" BORE, MIDWAY (NOT SHOWN) (INCL ITEMS 12 - 17)	

Cylinder Assembly, 3-1/2 x 6

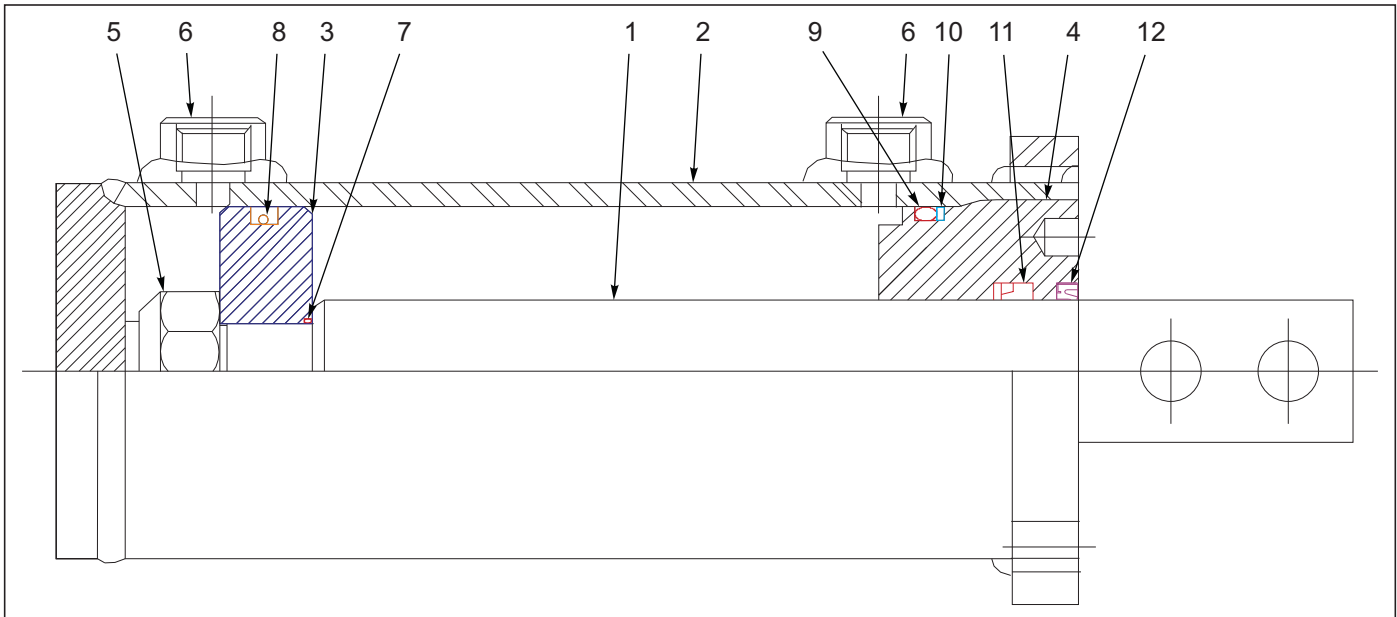


Figure 6-14: Cylinder Assembly, 3-1/2 x 6

Cylinder Assembly, 3-1/2 x 6

ITEM	PART NUMBER	DESCRIPTION	QTY.
--	140631	CYLINDER 3-1/2X6	
1	142803	PISTON ROD	1
2	-----	BUTT AND TUBE ASSEMBLY	1
3	-----	PISTON	1
4	142806	GLAND ASSY	1
5	-----	LOCKNUT	1
6	-----	PORT PLUG	2
7	-----	O-RING	1
8	-----	CROWN SEAL	1
9	-----	O-RING	1
10	-----	BU-WASHER	1
11	-----	U-CUP	1
12	-----	CANNED WIPER	1
13	142807	PACKING KIT (NOT SHOWN) (INCLUDES ITEM 7-12)	

Cylinder Assembly, 2-1/2 x 20

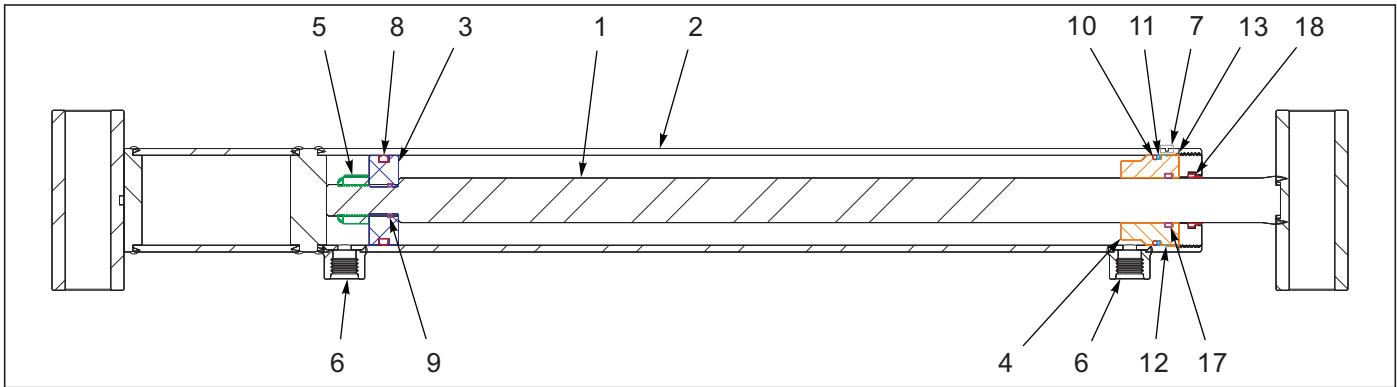


Figure 6-15: Cylinder Assembly, 2-1/2 x 20

Cylinder Assembly, 2-1/2 x 20







ITEM	PART NUMBER	DESCRIPTION	QTY.
--	153891	CYLINDER, MARKER 2.5 X 20.06	
1	----	PISTON ROD ASSEMBLY	1
2	----	BUTT & TUBE ASSEMBLY	1
3	----	PISTON	1
4	----	GLAND	1
5	----	LOCKNUT	1
6	----	PORT PLUG	2
7	----	SQUARE WIRE TAPE	1
8	----	CROWN SEAL	1
9	----	O-RING	1
10	----	O-RING	1
11	----	BU-WASHER	1
12	----	SQUARE RECT. WIRE	1
13	----	O-RING	1
14	----	O-RING (NOT SHOWN)	1
15	----	WIPER	1
16	----	INSTALLATION RING	1
17	----	U-CUP	1
18	----	WIPER	1
19	157027	PACKING KIT (NOT SHOWN) (INCLUDES ITEM 7-18)	

Electrical

Electrical Assembly W/LED Lights

7-PIN CONN.	4-PIN TOWER	CIRCUIT	WIRE COLOR
1	D	GROUND	WHITE 
2	-	WORK LAMPS	BLACK 
3	B	LEFT FLASHING & TURN	YELLOW 
4	-	STOP LAMPS	RED 
5	A	RIGHT FLASHING & TURN	GREEN 
6	C	TAIL LAMPS	BROWN 
7	-	SWITCHED POWER (12 V)	BLUE 

MAIN WARNING LIGHT HARNESS - WIRING CHART
 (NOTE: The Color Of The Wire Jacket Does Not Necessarily Match The Color Of The 7 Pin Connector)

	RIGHT AMBER	RIGHT RED		LEFT RED	LEFT AMBER
	2-PIN TOWER	3-PIN TOWER	6-PIN SHROUD	3-PIN TOWER	2-PIN TOWER
 BLACK LEFT TURN			A	C	
 WHITE GROUND	A	A	B	A	A
 BROWN TAIL LIGHT		B	C	B	
 YELLOW LEFT TURN			D		B
 GREEN RIGHT TURN	B		E		
 RED RIGHT TURN		C	F		

REAR WARNING LIGHT HARNESS - WIRING CHART

Figure 7-1: Electrical Assembly W/LED Lights (1 of 2)

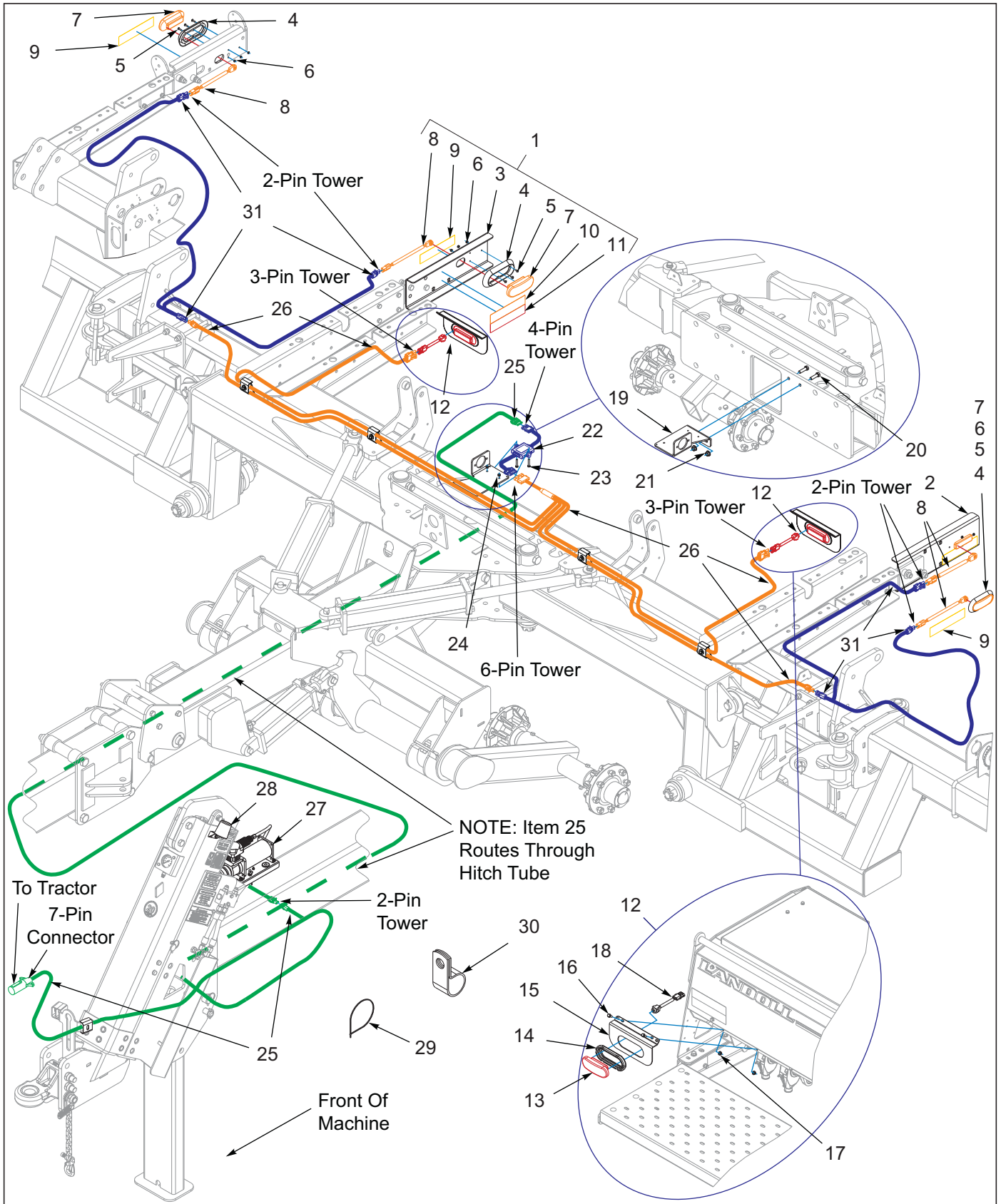


Figure 7-2: Electrical Assembly W/LED Lights (2 of 2)

Electrical Assembly W/LED Lights

ITEM	PART NUMBER	DESCRIPTION	QTY.
1	254818	LIGHT ASSY, AMBER RT (INCLUDES ITEMS 3-11)	1
2	254819	LIGHT ASSY, AMBER LT (INCLUDES ITEMS 3-11)	1
3	254820	MOUNT, LIGHT	2
4	254877	MOUNT, LIGHT	4
5	1-656-010003076	SCREW,RD HD MACH 10-32X1/2	12
6	1-512-010003-05	NUT HEX SLFLKG W/NYL 10-32	12
7	143112	LIGHT YEL AUX TURN GROTE	4
8	254884	PIGTAIL ASSY, 90 DEG 2-WIRE	4
9	528934	REFLECTOR - YELLOW	4
10	528938	STRIPE, ORANGE	2
11	528933	REFLECTOR - RED	2
12	254835	LIGHT ASSY, RED (INCLUDES ITEMS 13, 14, 15, 18)	2
13	143113	LIGHT RED LED OVAL STT GROTE	2
14	254822	GROMMET, OVAL ASABE	2
15	254836	MOUNT, LIGHT	2
16	144268	SCREW 5/16-18UNCX3/4FLG HD ZP	4
17	126561	NUT,FLG HD,SERRATED,5/16-18ZP	4
18	254885	PIGTAIL ASSY, 3-WIRE	2
19	143900	BRACKET, BEARING MOUNT	1
20	1-654-010055-04	SCREW,HEX CAP,1/2-13UNCX1-3/4	2
21	1-510-010003-09	NUT,1/2-13 FLANGE HD,SERRATED	2
22	174437	MODULE, AG FLASHER CONTROL	1
23	1-654-010047-08	SCREW HX CP,1/4-20UNCX1-1/2G5	2
24	1-512-010005-01	NUT,HEX,SLFLKG GRB 1/4-20	2
25	174441	HARNESS, MAIN WARNING LIGHTS	1
26	174442	HARNESS, REAR WARNING LIGHTS	1
27	187518	COMPRESSOR ASSY, AIR 12V	1
28	2-368-010287	HARNESS, STOR-A-WAY (SEE PAGE 1-1)	1
29	105874	TIE,STRAP PLSTC 21.5-24X.301	15
30	40-0717-02	CLAMP,HYD HOSE SUPPORT	10
31	255701	HARNESS, WING 30	2
31	255702	HARNESS, WING 40	2

Monitor Assemblies

Drill Monitor Loup Assembly, Mini

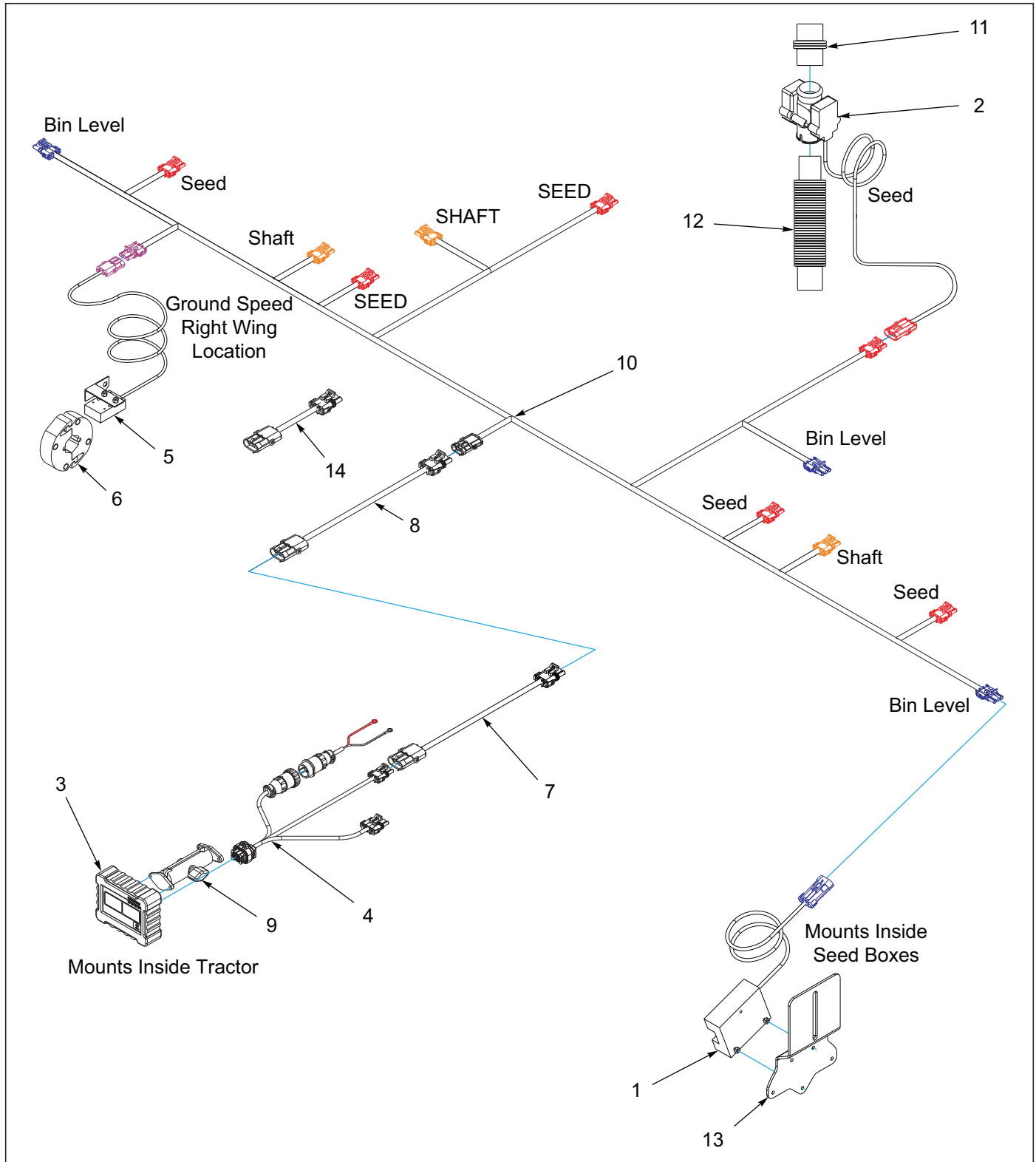


Figure 8-1: Drill Monitor Loup Assembly, Mini

Drill Monitor Loup Assembly, Mini

ITEM	PART NUMBER	DESCRIPTION	QTY.
--	224627	KIT, DRILL MONITOR MINI 30 (5531-30')	
--	224628	KIT, DRILL MONITOR MINI 40 (5531-40')	
1	174399	SENSOR, BIN LEVEL	3
2	174414	SENSOR, POPULATION	10
3	224631	MONITOR, DRILL ELITE MINI	1
4	224632	CABLE, MONITOR POWER MINI	1
5	174419	SENSOR, SMART SHAFT	1
6	174420	ACTUATOR, 7/8 HEX	1
7	176657	HARNESS, DRILL MONITOR 14'	1
8	174422	HARNESS, DRILL MONITOR - 25'	1
9	174434	MOUNT, LOUP II MONITOR	1
10	174423	HARNESS, DRILL MONITOR (5531-30) (SHOWN)	1
10	176570	HARNESS, DRILL MONITOR (5531-40)	1
11	176566	HOSE, SEED (USED ON TOP OF SENSOR)	6
12	179773	HOSE, SEED (USED ON AIR OPENER) (USED ON BOTTOM OF SENSOR)	6
13	174400	BRACKET, BIN LEVEL SENSOR	3
14	2-368-010274	HARNESS, 30 INCH EXTENSION	1

Drill Monitor Loup Assembly, Elite

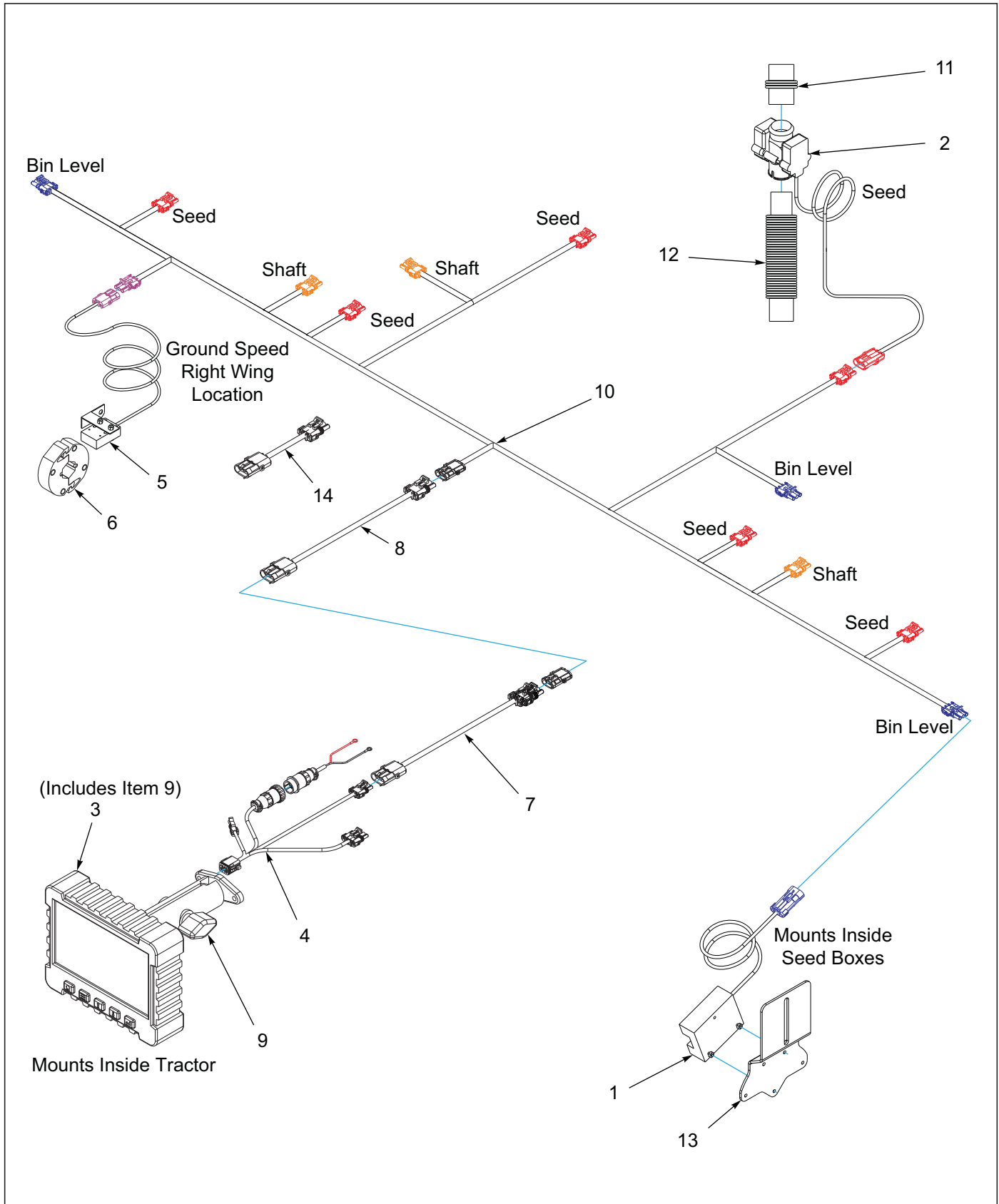


Figure 8-2: Drill Monitor Loup Assembly, Elite

Drill Monitor Loup Assembly, Elite

ITEM	PART NUMBER	DESCRIPTION	QTY.
--	222323	DRILL MONITOR ELITE KIT, 30'	
--	222324	DRILL MONITOR ELITE KIT, 40'	
1	174399	SENSOR, BIN LEVEL	3
2	174414	SENSOR, POPULATION	10
3	222320	MONITOR ASSY, DRILL (INCLUDES ITEM 9, LESS CABLES)	1
4	222321	CABLE, MONITOR POWER ELITE	1
5	174419	SENSOR, SMART SHAFT	1
6	174420	ACTUATOR, 7/8 HEX	1
7	176657	HARNESS, DRILL MONITOR 14'	1
8	174422	HARNESS, DRILL MONITOR - 25'	1
9	174434	MOUNT, LOUP II MONITOR	1
10	174423	HARNESS, DRILL MONITOR (5531-30) (SHOWN)	1
10	176570	HARNESS, DRILL MONITOR (5531-40)	1
11	176566	HOSE, SEED (USED ON TOP OF SENSOR)	6
12	179773	HOSE, SEED (USED ON AIR OPENER) (USED ON BOTTOM OF SENSOR)	6
13	174400	BRACKET, BIN LEVEL SENSOR	3
14	2-368-010274	HARNESS, 30 INCH EXTENSION	1

Decals

Decals


HOSE IDENTIFICATION

BLUE - LIFT WHEELS
YELLOW - WING FOLD
RED - OPENERS
BLACK - MARKERS

224513

Link to Parts & Operational Manuals

SCAN ME!

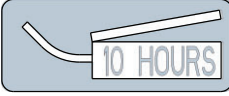


5000 GO

LANDOLL
800-428-5655
www.landoll.com
P/N 20019

LANDOLL

13



14

WARNING

- BEFORE OPERATING - STUDY OPERATORS MANUAL SAFETY MESSAGES AND SAFE OPERATING PROCEDURES. READ SAFETY SIGNS ON THIS MACHINE.
- TRANSPORT ON PUBLIC ROADS - OBSERVE FEDERAL, STATE, AND LOCAL REGULATIONS; DISPLAY SAFETY EMBLEM; ATTACH PROPER STRENGTH IMPLEMENT SAFETY CHAIN; AND LIMIT MAXIMUM SPEED TO 20mph (32km/h).
- LOWER OR BLOCK ALL ELEVATED COMPONENTS BEFORE SERVICING OR LEAVING THIS MACHINE.


8-573-01084

LANDOLL LANDOLL COMPANY, LLC
1900 North Street
Marysville, Kansas 66508

**MANUFACTURED UNDER ONE OR MORE OF THE FOLLOWING PATENTS:
US: 7992650, 7997218**

166243

8



16


LANDOLL Landoll Company, LLC
Marysville, Kansas
www.landoll.com

MODEL #

SERIAL #

MADE IN USA 1-573-010006

9



17

20
mile/h

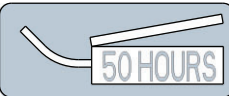
144193

WARNING

To prevent serious injury or machine damage:
Install lock pin before transporting or servicing raised equipment.

255765

10




18

WARNING

To prevent serious injury or machine damage:
Install lock pin before transporting or servicing raised equipment.
LOCK - Push In
UNLOCK - Pull Out

255765

11



19

IMPORTANT

AIR SYSTEM OPERATION

Minimum system operating pressure 15 psi.
Maximum system operating pressure 100 psi.
Keep air filter clean, replace each season.

211045

IMPORTANT

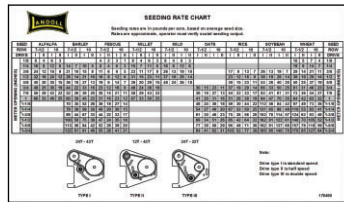
OPENER AIR PRESSURE

READ OPERATORS MANUAL FOR PROPER OPERATION

- Raise openers when adjusting air pressure.
- To increase pressure - adjust regulator to higher pressure setting.
- To lower pressure - adjust regulator to lower pressure setting, open drain until pressure gauge falls to regulator setting.
- Large adjustments may take several minutes to equalize air system.
- Actual opener (planting) pressure will always be higher than regulator setting.


211082

12



20

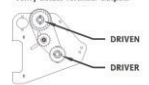
MEMBER



FEMA
FARM EQUIPMENT
MANUFACTURERS
ASSOCIATION

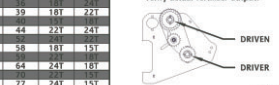
FERTILIZER (LOW RATE) (LB/ACR)	ROW SPACING		SPROCKETS	
	32"	24"	DRIVEN	DRIVER
32	24	15T	30T	
44	33	15T	22T	
52	39	18T	22T	
59	44	22T	24T	
77	50	18T	15T	
85	64	24T	18T	
104	77	24T	15T	

Fertilizer rates are in pounds per acre, based on density of 65 pounds per cubic foot. Rates are approximate, operator must verify actual fertilizer output.



174397

13



21

Figure 9-1: Decals (1 of 4)




Figure 9-2: Decals (2 of 4)

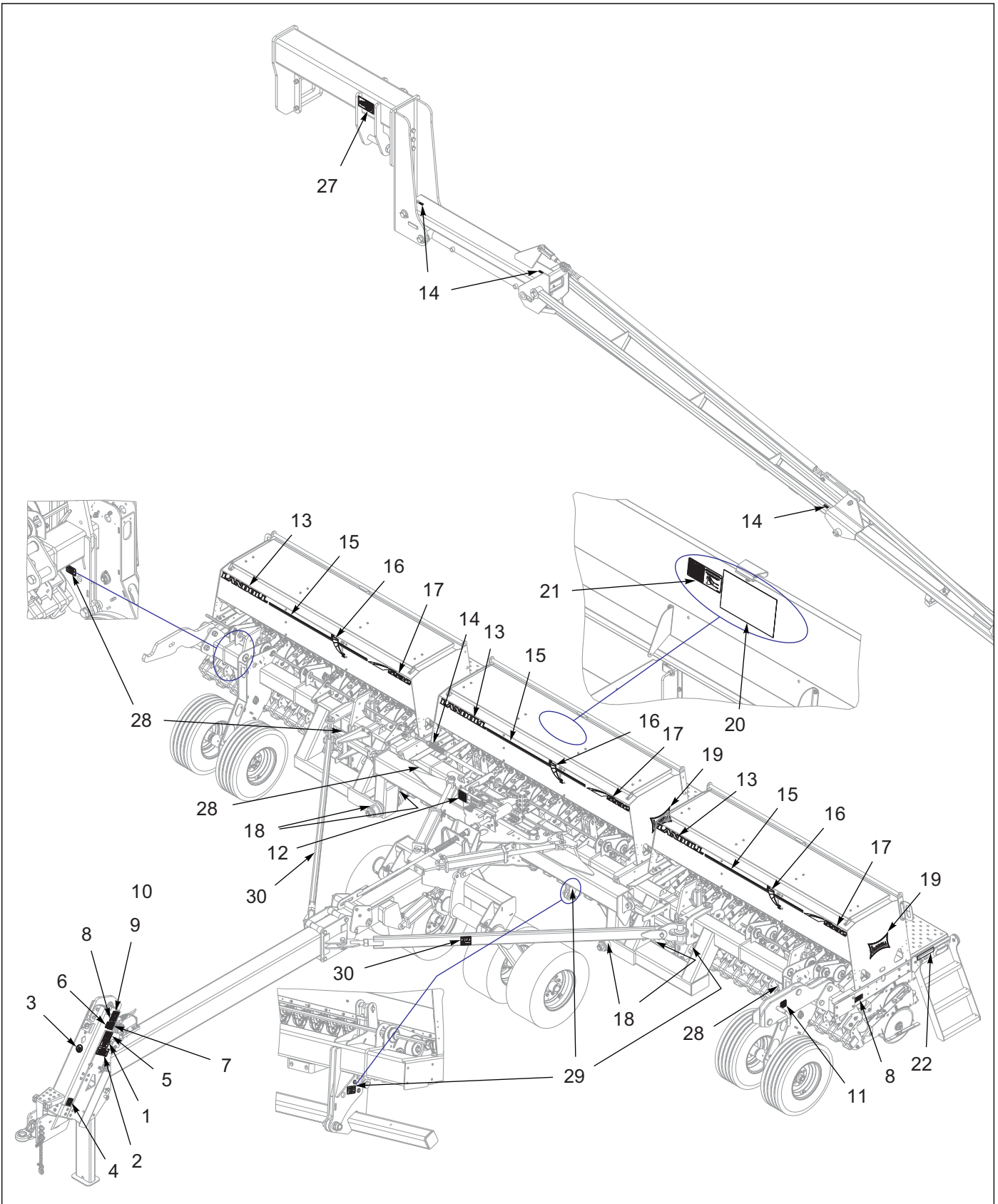


Figure 9-3: Decals (3 of 4)

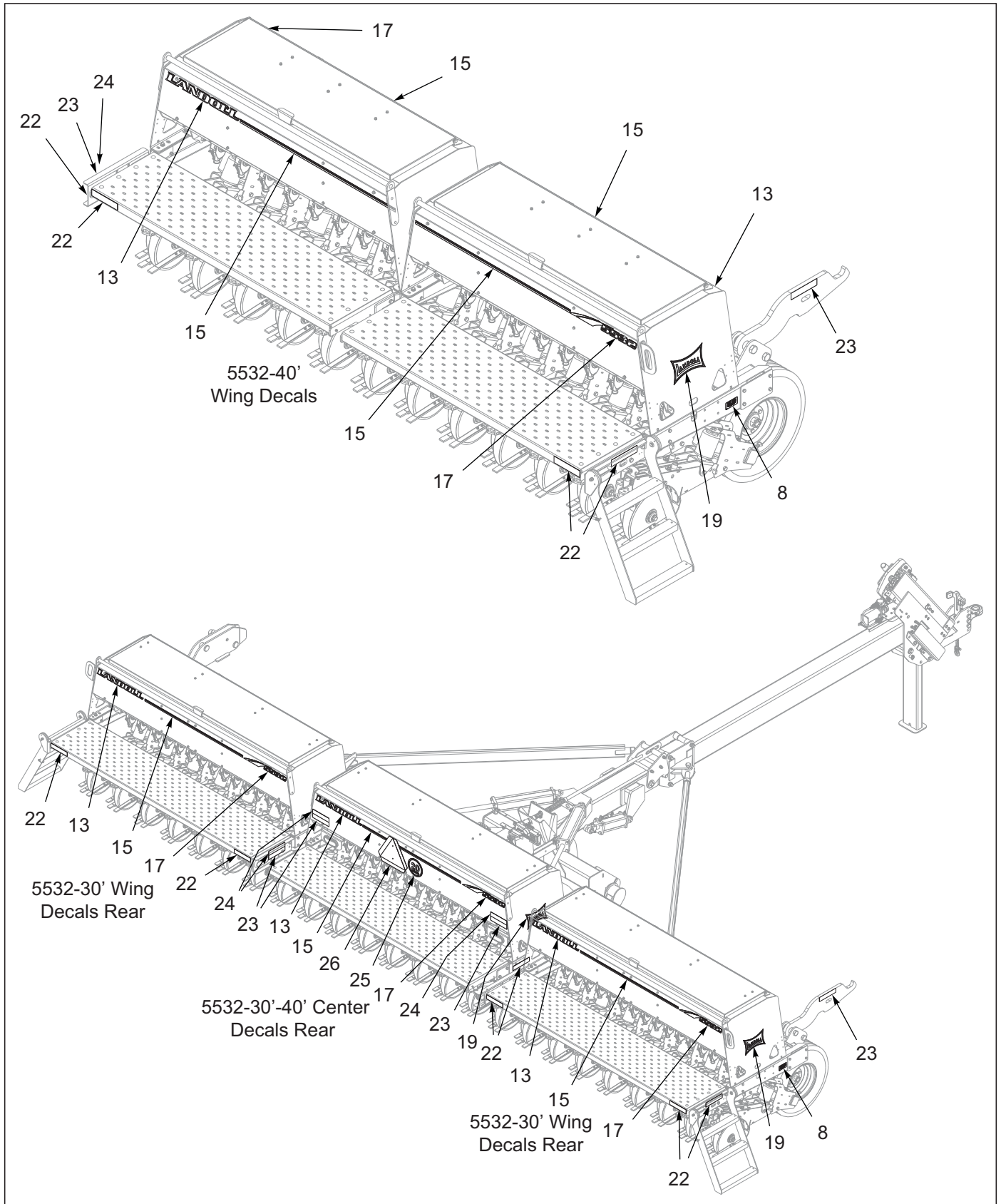


Figure 9-4: Decals (4 of 4)

Decals

ITEM	PART NUMBER	DESCRIPTION	QTY.	
--	-----	5532-30' DECALS	*	
--	-----	5532-40' DECALS	*	
1	224513	DECAL, HOSE ID GRAIN DRILL	1	1
2	8-573-010084	DECAL WARNING BEFORE OPERATG	1	1
3	144193	DECAL, SIS 20 MPH	1	1
4	250479	DECAL, WARNING	1	1
5	211045	DECAL, AIR SYSTEM (SEE PAGE 5-1)	1	1
6	2-573-010198	DECAL, MEMBER FEMA	1	1
7	232178	DECAL, QR CODE 5000 GD SERIES	1	1
8	166243	DECAL, PATENT, TILLAGE	3	3
9	1-573-010006	PLACARD, NAME	1	1
10	156010	RIVET, BLIND .156X1/2 GRIP	2	2
11	255765	DECAL, WARNING LOCK/UNLOCK	1	1
12	211082	DECAL, AIR PRESSURE	1	1
13	141260	DECAL, LANDOLL	6	6
14	2-573-010330-02	DECAL, LUBRICATION 10 HOURS	AR	AR
15	151539	DECAL, STRIPE 1" X 54"	6	10
16	205147	DECAL, SEED LEVEL	4	6
17	254816	DECAL, MODEL 5532	6	6
18	2-573-010330-03	DECAL, LUBRICATION 50 HOURS	8	8
19	144351	DECAL, BLACK BOW-TIE	4	4
20	176490	DECAL, SEED RATE	1	1
21	174397	DECAL, FERILIZER RATE (LOW)	1	1
22	528934	REFLECTOR - YELLOW (SEE PAGE 15-3 FOR DECAL LOCATIONS ON LIGHT BRACKETS)	8	8
23	528933	REFLECTOR - RED (SEE PAGE 15-3 FOR DECAL LOCATIONS ON LIGHT BRACKETS)	4	4
24	528938	STRIPE, ORANGE (SEE PAGE 15-3 FOR DECAL LOCATIONS ON LIGHT BRACKETS)	4	4
25	224589	DECAL, SIS 20 MILE/H	1	1
26	70260977	SMV EMBLEM	1	1
27	141597	DECAL, DANGER ELECTROCUTION	2	2
28	255798	DECAL, STORE/LOCK RT	4	4
29	255799	DECAL, STORE/LOCK LT	2	2
30	2-573-010335	DECAL, DANGER PINCHING	2	2

Options

Agitator Assembly, 5532-30'

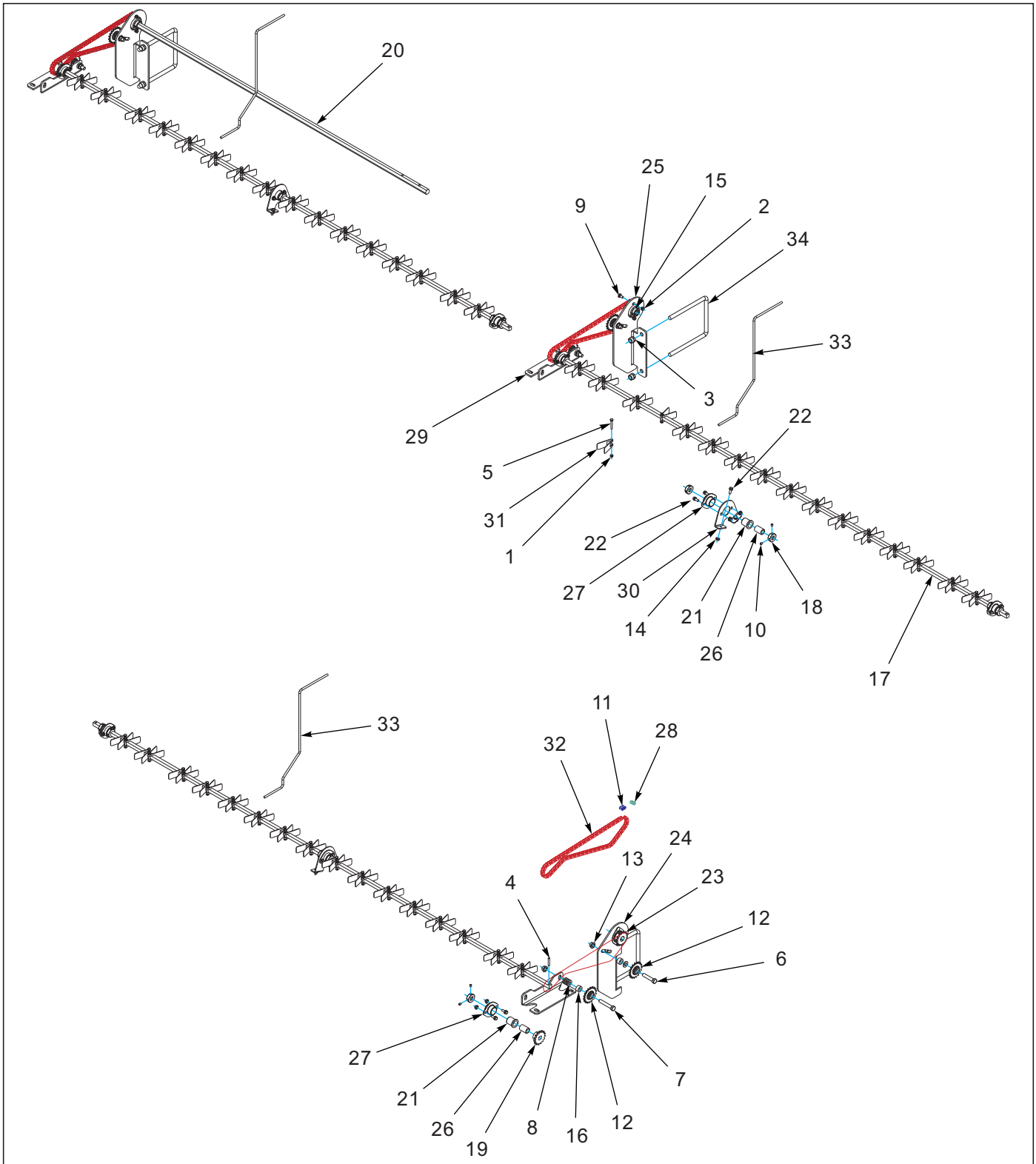


Figure 10-1: Agitator Assembly, 5532-30'

Agitator Assembly 5532-30'

ITEM	PART NUMBER	DESCRIPTION	QTY.
--	201789	AGITATOR ASSY 5531-30	
1	1-512-010005-01	NUT,HEX,SLFLKG GRB 1/4-20	96
2	1-512-010005-03	NUT HEX SLFLKG GRB 5/16-18	6
3	1-512-010005-13	NUT,HEX SLFLKG GRB 5/8-11	6
4	1-647-010004217	SPRING PIN, SLOTTED 1/4X1-1/2	3
5	1-654-010047-09	SCREW,HX CP,1/4-20UNCX1-3/4G5	96
6	1-654-010055-07	SCREW HX CP 1/2-13UNCX2-1/2	3
7	1-654-010055-09	SCREW,HX CP,1/2-13UNCX3 GR5	3
8	1-861-010032-14	WASHER, FLAT 1/2" N ZP/CD	15
9	105909	SCREW,RDHD,SQNCK,5/16-18X3/4	6
10	107-0975	SCREW SET LOCK 5/16-18X3/8LG	31
11	119716	CONNECTING LINK #40 CHAIN	3
12	122871	SPROCKET,TRANSMISSION IDLER	6
13	124971	NUT HX FLG 1/2-13 SPIRALOCK	6
14	126561	NUT,FLG HD,SERRATED,5/16-18ZP	24
15	144060	BEARING .875 HEX BORE, 2-BOLT	3
16	144086	SPACER 1 X 9/16 X 17/32	6
17	144143	SHAFT, 5/8 SQ X 110	3
18	144144	COLLAR, SHAFT SET, 5/8 SQ	14
19	144150	SPROCKET, #40 X 15, 5/8 SQ	3
20	144181	SHAFT, 7/8 HEX, 72-1/4 L	1
21	144264	BEARING FLANGE	9
22	144268	SCREW 5/16-18UNCX3/4FLG HD ZP	24
23	151588	SPROCKET, #40 X 15, 7/8 HEX	3
24	158309	BRACKET, GRASS SEED RIGHT	1
25	158310	BRACKET, GRASS SEED LEFT	2
26	159018	SLEEVE,1 ODX5/8 SQ IDX1-1/2L	9
27	159942	MOUNT, BEARING	9
28	163981	OFFSET LINK #40	3
29	168902	BRACKET, SEED BOX AGITATOR	3
30	189428	BRACKET, AGITATOR SHAFT BRG	3
31	189429	AGITATOR, SEED	96
32	189432	ROLLER CHAIN, #40X87P 43-1/2L	3
33	222308	ROD, SEED LEVEL AGITATOR	3
34	70593063	U-BOLT	3

Agitator Assembly, 5532-40'

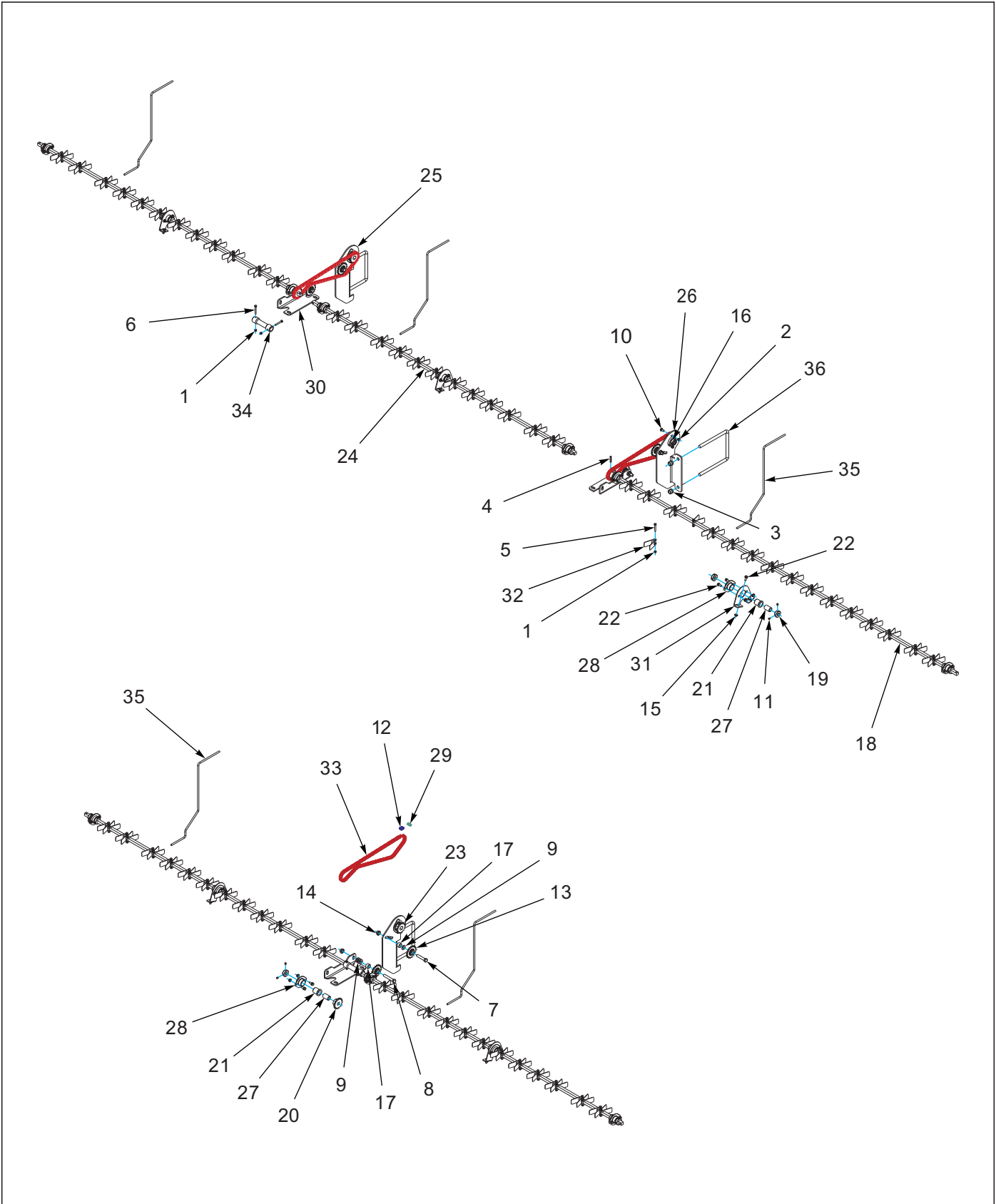


Figure 10-2: Agitator Assembly, 5532-40'

Agitator Assembly 5532-40'

ITEM	PART NUMBER	DESCRIPTION	QTY.
--	201790	AGITATOR ASSY 5531-40	
1	1-512-010005-01	NUT,HEX,SLFLKG GRB 1/4-20	132
2	1-512-010005-03	NUT HEX SLFLKG GRB 5/16-18	6
3	1-512-010005-13	NUT,HEX SLFLKG GRB 5/8-11	5
4	1-647-010004217	SPRING PIN, SLOTTED 1/4X1-1/2	1
5	1-654-010047-09	SCREW,HX CP,1/4-20UNCX1-3/4G5	128
6	1-654-010047-10	SCREW,HX CP,1/4-20UNC X2 GR5	4
7	1-654-010055-07	SCREW HX CP 1/2-13UNCX2-1/2	3
8	1-654-010055-09	SCREW,HX CP,1/2-13UNCX3 GR5	3
9	1-861-010032-14	WASHER, FLAT 1/2" N ZP/CD	15
10	105909	SCREW,RDHD,SQCK,5/16-18X3/4	6
11	107-0975	SCREW SET LOCK 5/16-18X3/8LG	55
12	119716	CONNECTING LINK #40 CHAIN	3
13	122871	SPROCKET,TRANSMISSION IDLER	6
14	124971	NUT HX FLG 1/2-13 SPIRALOCK	6
15	126561	NUT,FLG HD,SERRATED,5/16-18ZP	40
16	144060	BEARING .875 HEX BORE, 2-BOLT	3
17	144086	SPACER 1 X 9/16 X 17/32	6
18	144143	SHAFT, 5/8 SQ X 110	1
19	144144	COLLAR, SHAFT SET, 5/8 SQ	26
20	144150	SPROCKET, #40 X 15, 5/8 SQ	3
21	144264	BEARING FLANGE	15
22	144268	SCREW 5/16-18UNCX3/4FLG HD ZP	40
23	151588	SPROCKET, #40 X 15, 7/8 HEX	3
24	154836	SHAFT, 5/8 SQ X 83	4
25	158309	BRACKET, GRASS SEED RIGHT	2
26	158310	BRACKET, GRASS SEED LEFT	1
27	159018	SLEEVE,1 ODX5/8 SQ IDX1-1/2L	15
28	159942	MOUNT, BEARING	15
29	163981	OFFSET LINK #40	3
30	168902	BRACKET, SEED BOX AGITATOR	3
31	189428	BRACKET, AGITATOR SHAFT BRG	5
32	189429	AGITATOR, SEED	128
33	189432	ROLLER CHAIN, #40X87P 43-1/2L	3
34	201791	COUPLER, SHAFT 5-1/2"	2
35	222308	ROD, SEED LEVEL AGITATOR	5
36	70593063	U-BOLT	3

Agitator Assembly, 5532-40' (40' x 10'')

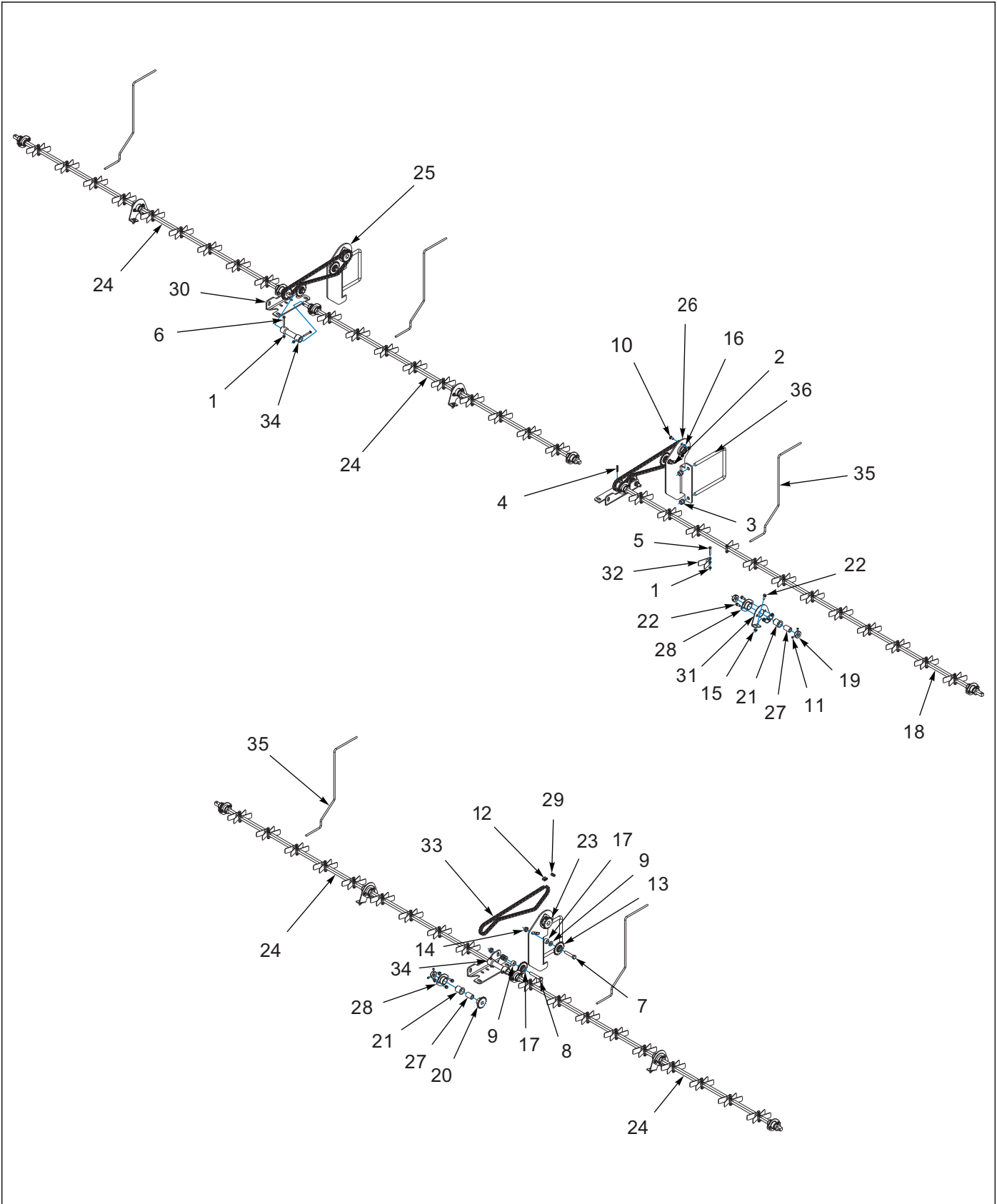


Figure 10-3: Agitator Assembly, 5532-40' (40' x 10'')

Agitator Assembly 5532-40' (40' x 10")

ITEM	PART NUMBER	DESCRIPTION	QTY.
--	255673	AGITATOR ASSY, 40'X10"	
1	1-512-010005-01	NUT,HEX,SLFLKG GRB 1/4-20	100
2	1-512-010005-03	NUT HEX SLFLKG GRB 5/16-18	6
3	1-512-010005-13	NUT,HEX SLFLKG GRB 5/8-11	6
4	1-647-010004217	SPRING PIN, SLOTTED 1/4X1-1/2	1
5	1-654-010047-09	SCREW,HX CP,1/4-20UNCX1-3/4G5	96
6	1-654-010047-10	SCREW,HX CP,1/4-20UNC X2 GR5	4
7	1-654-010055-07	SCREW HX CP 1/2-13UNCX2-1/2	3
8	1-654-010055-09	SCREW,HX CP,1/2-13UNCX3 GR5	3
9	1-861-010032-14	WASHER, FLAT 1/2" N ZP/CD	15
10	105909	SCREW,RDHD,SQNCCK,5/16-18X3/4	6
11	107-0975	SCREW SET LOCK 5/16-18X3/8LG	55
12	119716	CONNECTING LINK #40 CHAIN	3
13	122871	SPROCKET,TRANSMISSION IDLER	6
14	124971	NUT HX FLG 1/2-13 SPIRALOCK	6
15	126561	NUT,FLG HD,SERRATED,5/16-18ZP	40
16	144060	BEARING .875 HEX BORE, 2-BOLT	3
17	144086	SPACER 1 X 9/16 X 17/32	6
18	144143	SHAFT, 5/8 SQ X 110	1
19	144144	COLLAR, SHAFT SET, 5/8 SQ	26
20	144150	SPROCKET, #40 X 15, 5/8 SQ	3
21	144264	BEARING FLANGE	15
22	144268	SCREW 5/16-18UNCX3/4FLG HD ZP	40
23	151588	SPROCKET, #40 X 15, 7/8 HEX	3
24	154836	SHAFT, 5/8 SQ X 83	4
25	158309	BRACKET, GRASS SEED RIGHT	2
26	158310	BRACKET, GRASS SEED LEFT	1
27	159018	SLEEVE,1 ODX5/8 SQ IDX1-1/2L	15
28	159942	MOUNT, BEARING	15
29	163981	OFFSET LINK #40	3
30	168902	BRACKET, SEED BOX AGITATOR	3
31	189428	BRACKET, AGITATOR SHAFT BRG	5
32	189429	AGITATOR, SEED	96
33	189432	ROLLER CHAIN, #40X87P 43-1/2L	3
34	201791	COUPLER, SHAFT 5-1/2"	2
35	222308	ROD, SEED LEVEL AGITATOR	5
36	70593063	U-BOLT	3

Scale Mount Assembly (10K)

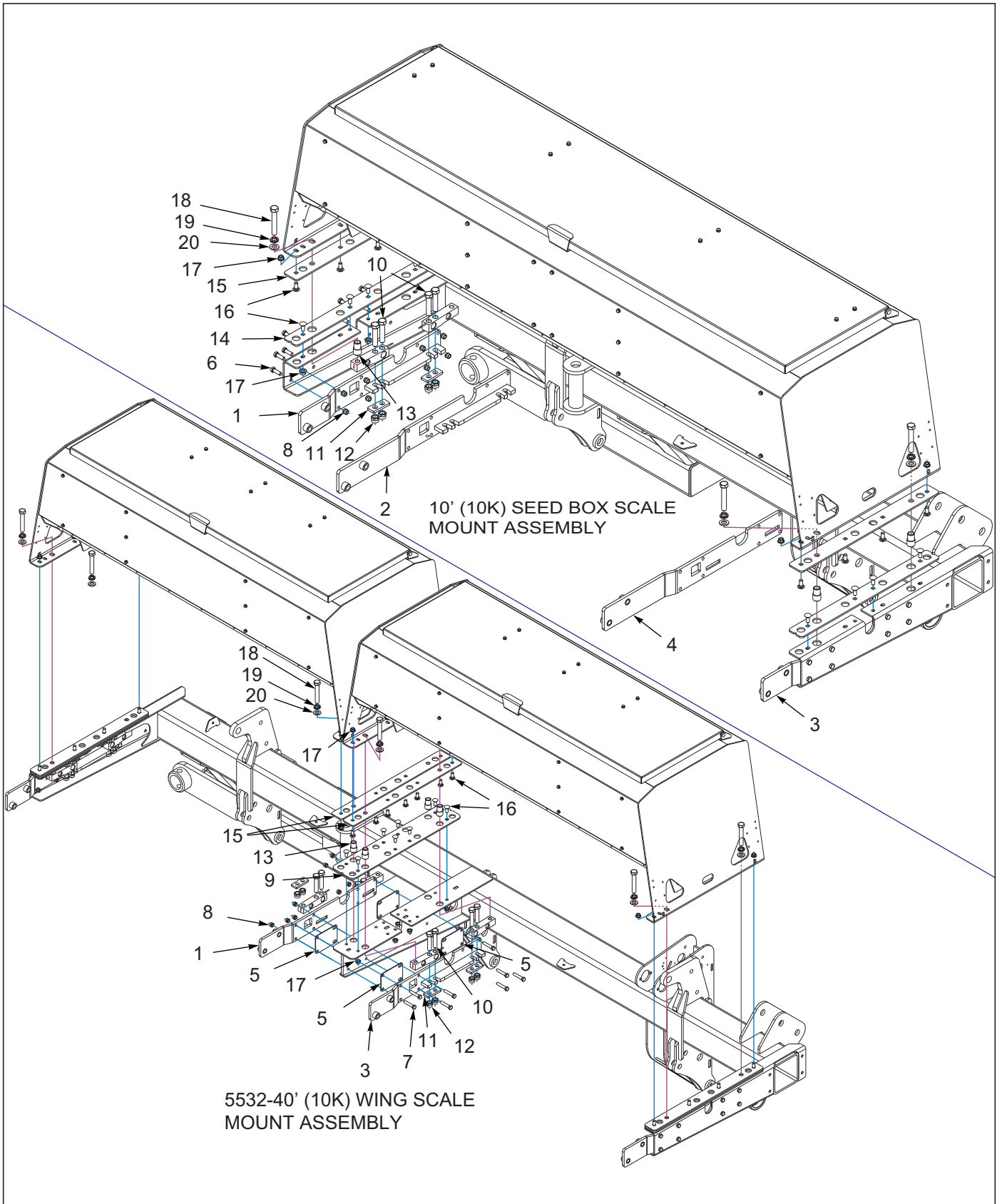


Figure 10-4: Scale Mount Assembly (10K)

Scale Mount Assembly (10K)

ITEM	PART NUMBER	DESCRIPTION	QTY.			
--	257360	SCALE MOUNT KIT 10K 5532-30	*			
--	257361	SCALE MOUNT KIT 10K SMALL 30		*		
--	257364	SCALE MOUNT KIT 10K 5532-40			*	
--	257365	SCALE MOUNT KIT 10K SMALL 40				*
1	257345	MOUNT, WALKBOARD 10K LT/SCALE	3	--	5	--
2	257351	MT,WALKBOARD SMALL 10K LT/SCAL	--	3	--	5
3	257344	MOUNT, WALKBOARD 10K RT/SCALE	3	--	5	--
4	257350	MT,WALKBOARD SMALL 10K RT/SCAL	--	3	--	5
5	216482	SPACER, 4-HOLE	--	8	--	8
6	1-654-010055-03	SCREW,HEX CAP,1/2-13UNCX1-1/2	24	24	24	24
7	1-654-010055-07	SCREW HX CP 1/2-13UNCX2-1/2	--	--	8	8
8	1-512-010005-09	NUT,HEX,SLFLKG, 1/2-13 GRB	24	24	32	32
9	216486	MOUNT, FRAME SUPPORT DUAL	--	--	2	2
10	141776	SCREWHXCP 3/4-10UNCX3-1/2GR5B	24	24	40	40
11	257348	CLAMP PLATE, 2-HOLE 10K SCALE	12	12	20	20
12	1-512-010005-15	NUT,HEX,SLFLKG GRB 3/4-10	24	24	32	32
13	257349	BUSHING, CLAMP 10K 2-1/8 L	12	12	20	20
14	216472	MOUNT, FRAME SUPPORT	6	6	6	6
15	216473	MOUNT, BOX SUPPORT	6	6	8	8
16	1-654-010070-02	SCREW 1/2-13X1-1/4 RD HD SQNK	48	48	80	80
17	1-510-010003-09	NUT,1/2-13 FLANGE HD,SERRATED	24	24	40	40
18	1-654-010087-14	SCREW,HX CP,3/4-16X4-1/2 G8ZP	12	12	20	20
19	1-861-010034-17	WASHER,LKG,HLCL SPR,3/4	12	12	20	20
20	1-861-010032-20	WASHER, FLAT,3/4 N ZP/CD	12	12	20	20

Scale Mount Assembly (4K)

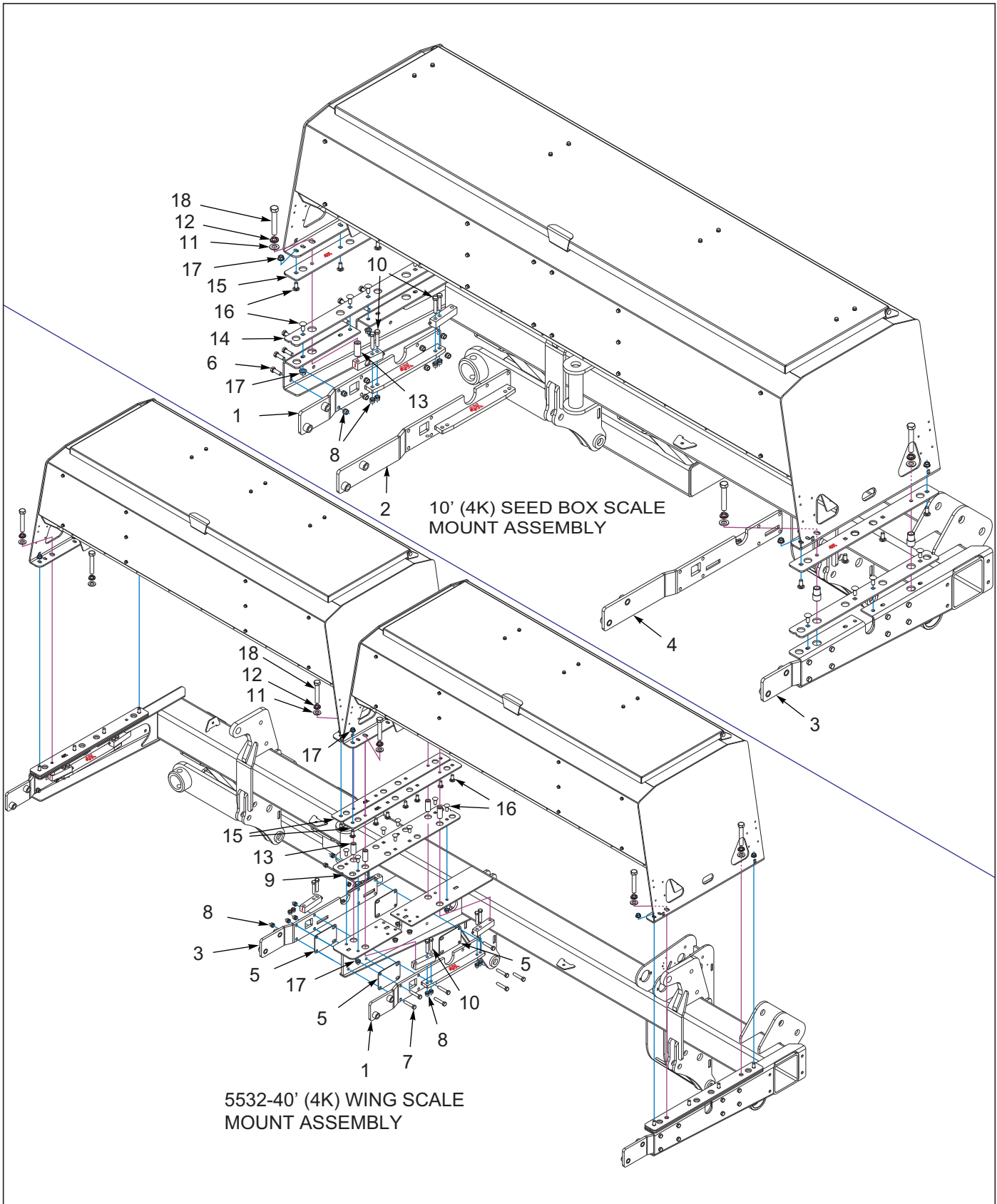


Figure 10-5: Scale Mount Assembly (4K)

Scale Mount Assembly (4K)

ITEM	PART NUMBER	DESCRIPTION	QTY.			
--	257362	SCALE MOUNT KIT 4K 5532-30	*			
--	257363	SCALE MOUNT KIT 4K SMALL 30		*		
--	257366	SCALE MOUNT KIT 4K 5532-40			*	
--	257367	SCALE MOUNT KIT 4K SMALL 40				*
1	257353	MOUNT, WALKBOARD 4K LT/SCALE	3	--	5	--
2	257355	MT,WALKBOARD SMALL 4K LT/SCALE	--	3	--	5
3	257352	MOUNT, WALKBOARD 4K RT/SCALE	3	--	5	--
4	257354	MT,WALKBOARD SMALL 4K RT/SCALE	--	3	--	5
5	216482	SPACER, 4-HOLE	--	8	--	8
6	1-654-010055-03	SCREW,HEX CAP,1/2-13UNCX1-1/2	24	24	24	24
7	1-654-010055-07	SCREW HX CP 1/2-13UNCX2-1/2	--	--	8	8
8	1-512-010005-09	NUT,HEX,SLFLKG, 1/2-13 GRB	24	24	40	40
9	216486	MOUNT, FRAME SUPPORT DUAL	--	--	2	2
10	B1821BH050C250N	SCREW HX CP 1/2-13X2.50 GR8ZP	24	24	40	40
11	153631	WASHER, FLAT 1/2HD	12	12	20	20
12	1-861-010034-13	WASHER, LKG HLCL SPR, 1/2	12	12	20	20
13	257269	BUSHING, CLAMP 4K 2-3/8 L	12	12	20	20
14	216472	MOUNT, FRAME SUPPORT	6	6	6	6
15	257357	MOUNT, BOX SUPPORT 4K	6	6	8	8
16	1-654-010070-02	SCREW 1/2-13X1-1/4 RD HD SQNK	48	48	80	80
17	1-510-010003-09	NUT,1/2-13 FLANGE HD,SERRATED	24	24	40	40
18	1-654-010096-14	SCREW,HEX CP1/2-20UNFX4.5 GR8	12	12	20	20

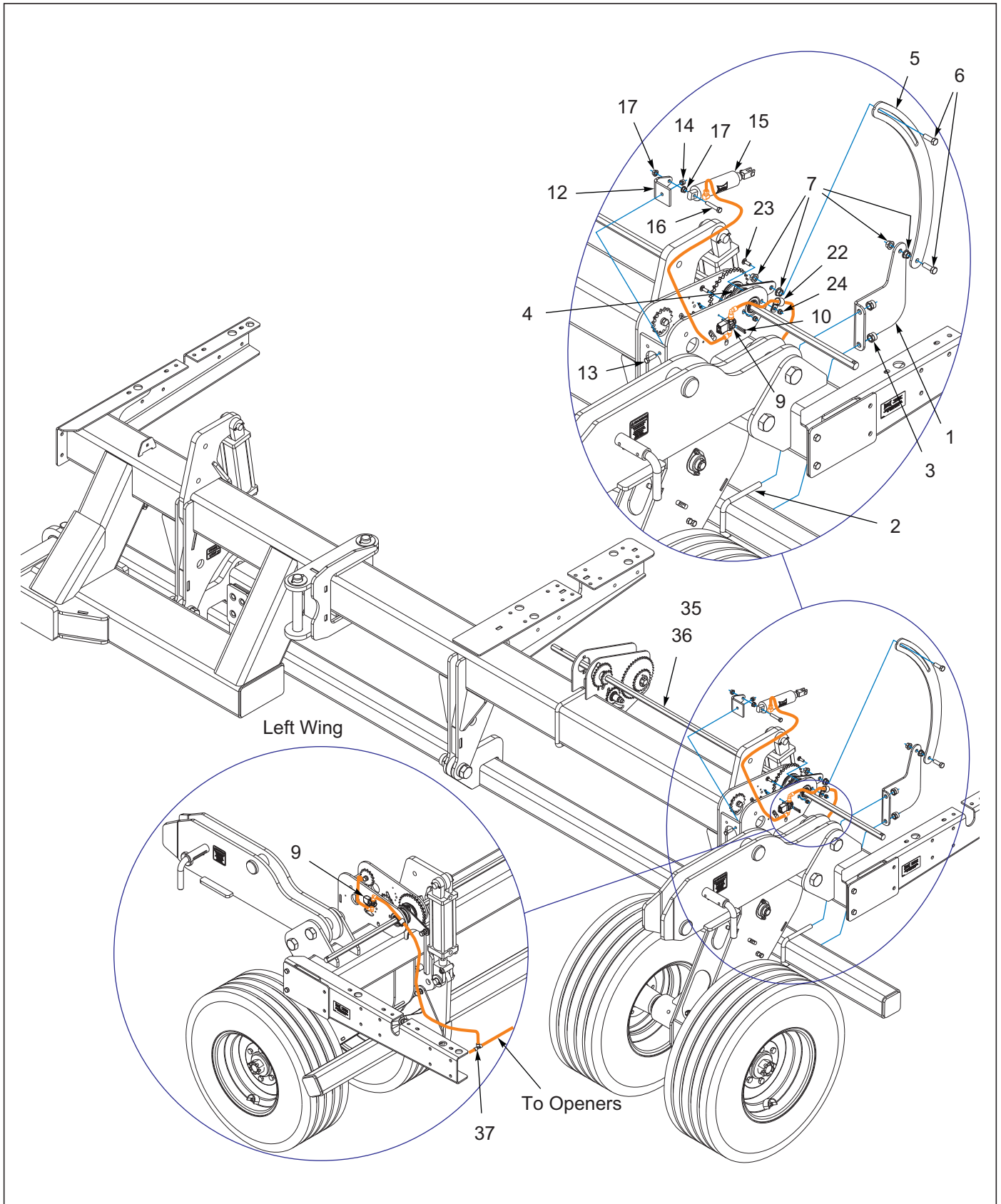


Figure 10-7: Point Row Clutch Assembly (2of 2)

Point Row Clutch Assembly

ITEM	PART NUMBER	DESCRIPTION	QTY.		
--	255766	CLUTCH ASSY, POINT ROW 30X7.5	*		
--	255769	CLUTCH ASSY, POINT ROW 30X10		*	
--	255767	CLUTCH ASSY, POINT ROW 40			*
1	186234	MOUNT, CLUTCH LINK	1	1	1
2	6-102-010009	U-BOLT RIGID GA WHEEL	1	1	1
3	1-512-010005-13	NUT,HEX SLFLKG GRB 5/8-11	8	8	8
4	201787	CLUTCH ASSY, SEED DRIVE	1	1	1
5	211085	LINK, CURVED POINT ROW	3	3	3
6	1-654-010055-03	SCREW,HEX CAP,1/2-13UNCX1-1/2	6	6	6
7	1-510-010003-09	NUT,1/2-13 FLANGE HD,SERRATED	12	12	12
8	70922060	WASHER,1.016X1.625X7GA S	1	1	1
9	209793	VALVE, AIR SOLENOID 3/2 ASSY	3	3	3
10	130689	SCREW SLT PAN HD #4-40X1-1/4	6	6	6
11	103-0633	NUT, ESNA #4-40 ZP	6	6	6
12	159925	BRACKET, AIR CYLINDER	2	2	2
13	1-654-010051-06	SCREW,HEX CAP 3/8-16UNCX1-1/4	5	5	5
14	1-512-010005-05	NUT, HEX, SLFLKG GRB 3/8-16	5	5	5
15	3-238-010007	CYL AIR 1-3/4 (GRAIN DRILL)	3	3	3
16	1-654-010051-09	SCREW,HEX CAP,3/8-16UNCX2 GR5	3	3	3
17	107470	NUT,SPIRALOCK 3/8-16HX	6	6	6
18	159924	MOUNT, CLUTCH WLDMT	1	1	1
19	70593063	U-BOLT	1	1	1
20	164249	BRACKET, AIR CYLINDER	1	1	1
21	144060	BEARING .875 HEX BORE, 2-BOLT	1	1	1
22	40-0717-02	CLAMP,HYD HOSE SUPPORT	3	3	3
23	104031	SCREW,RDHD,SQNK 5/16-18X1 GR5	4	4	4
24	1-512-010005-03	NUT HEX SLFLKG GRB 5/16-18	4	4	4
25	125784	SPROCKET,TRANS MONOS,15 TEETH	1	1	1
26	1-647-010004217	SPRING PIN, SLOTTED 1/4X1-1/2	1	1	1
27	125796	SPROCKET W/BEARING 15 TEETH	2	2	2
28	144086	SPACER 1 X 9/16 X 17/32	2	2	2
29	144183	SPACER 1X9/16X1	1	1	1
30	1-654-010055-07	SCREW HX CP 1/2-13UNCX2-1/2	1	1	1
31	1-654-010055-09	SCREW,HX CP,1/2-13UNCX3 GR5	1	1	1
32	172509	NUT,1/2-13 WIDE FLNG TOP LCK F	1	1	1
33	1-512-010005-09	NUT,HEX,SLFLKG, 1/2-13 GRB	3	3	3
34	153857	SHAFT, 7/8 HEX, 34L (5532-30')	1	1	--
34	159921	SHAFT, 7/8 HEX, 78 L (5532-40')	--	--	1
35	161462	SHAFT 7/8 HEX, 48L (5532-30')	2	1	--
35	144181	SHAFT, 7/8 HEX, 73-1/4 L (5532-40')	--	--	3
36	144182	SHAFT,7/8 HEX, 21-5/8 L (5532-30')	1	1	--
37	151592	UNION TEE, 1/4 OD TUBE	3	3	3

Point Row Clutch Electrical Assembly

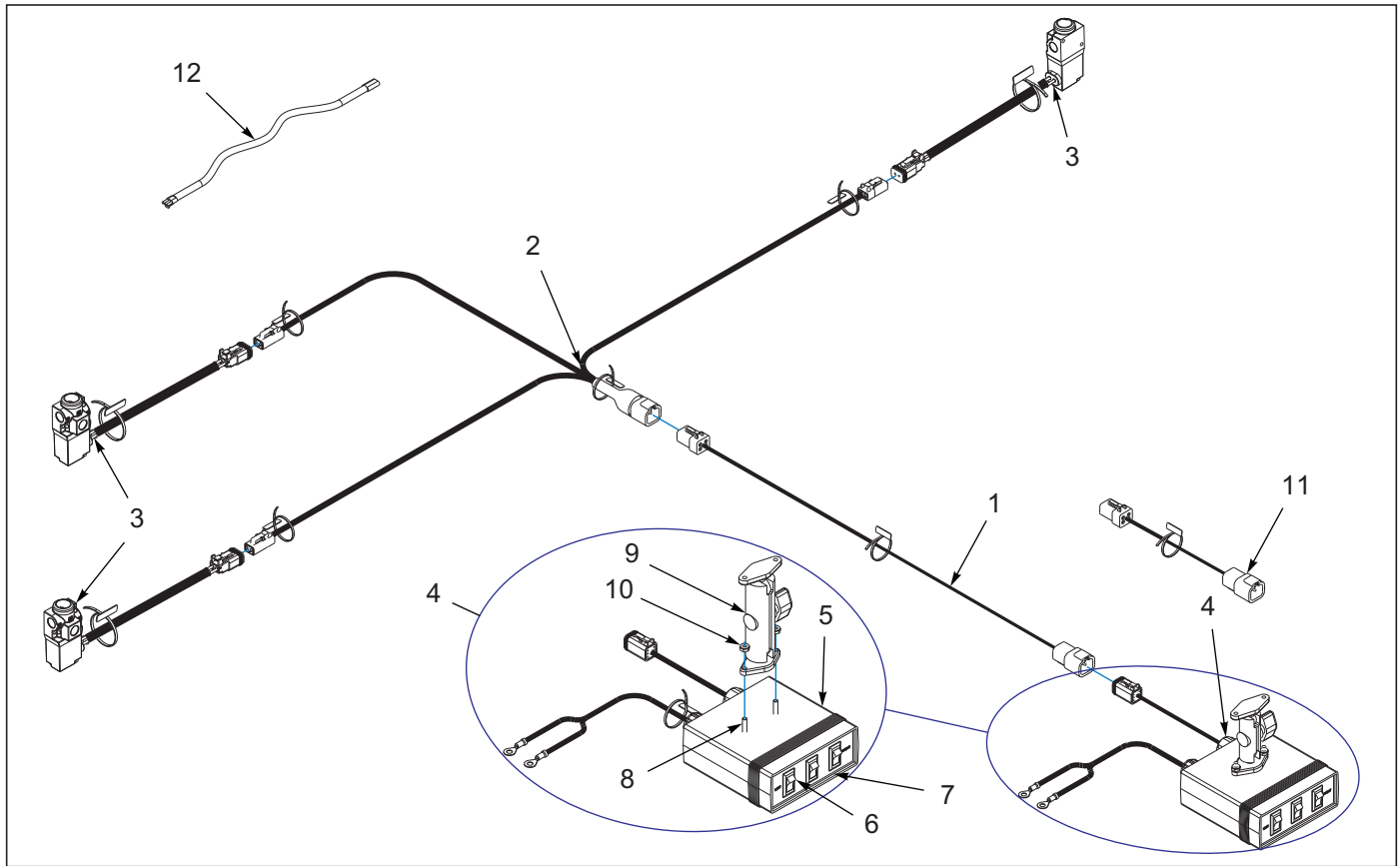


Figure 10-8: Point Row Clutch Electrical Assembly

Point Row Clutch Electrical Assembly

ITEM	PART NUMBER	DESCRIPTION	QTY.
1	164251	HARNESS, POINT ROW EXT ASSY	1
2	209794	HARNESS, POINT ROW BRANCH ASSY	1
3	209793	VALVE, AIR SOLENOID 3/2 ASSY	3
4	164250	CONTROL BOX, SEED CLUTCH ASSY (INCLUDES ITEMS 5-10)	1
5	159930	CASE, INSTRUMENT PLASTIC	1
6	159932	SWITCH, ROCKER	3
7	164253	PANEL, FRONT 3 SWITCH	1
8	109410	SCREW, BHSC #10-24UNCX3/4	2
9	174434	MOUNT, LOUP II MONITOR	1
10	1-512-010003-06	NUT,HEX,SLFLKG W/NLY 10-24	2
11	203030	HARNESS ASSY POINT ROW EXT 60"	1
12	2-368-010274	HARNESS, 30 INCH EXT	1

Marker Assembly, Mount & Stand

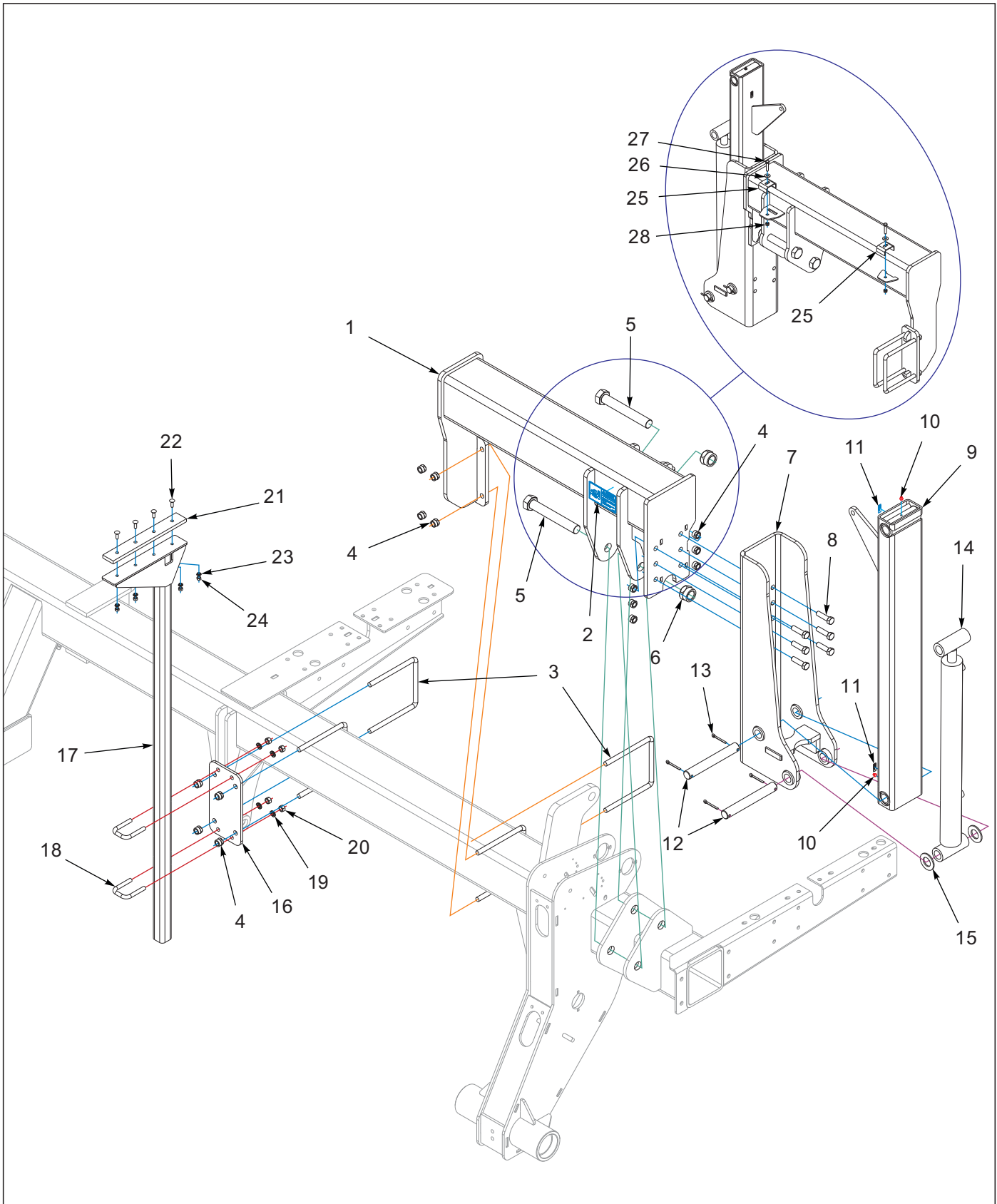


Figure 10-9: Marker Assembly, Mount & Stand

Marker Assembly, Mount & Stand

ITEM	PART NUMBER	DESCRIPTION	QTY.	
--	153890	MARKER ASSY 5530-30	*	
--	155830	MARKER ASSY, 5530-40		*
1	153874	MOUNT, MARKER 30' RIGHT WLDMT	1	1
1	153875	MOUNT, MARKER 30' LEFT WLDMT (SHOWN)	1	1
2	141597	DECAL, DANGER ELECTROCUTION	2	2
3	70593063	U-BOLT	4	8
4	1-512-010005-13	NUT,HEX SLFLKG GRB 5/8-11	16	24
5	153892	SCREW HX CP 1-1/4-7X8-1/2 GR5	4	4
6	101385	NUT,HEX SLFLKG,1-1/4-7 GRB	4	4
7	159968	MOUNT, MARKER OFFSET WLDMT	2	2
8	112120	SCREW, HX CP 5/8-11X2.25 GR8	12	12
9	153884	ROW MARKER, FIRST ARM WLDMT	2	2
10	1-298-010001-1	ZERK FITTING 1/4 SAE	2	2
11	2-573-010330-03	DECAL, LUBRICATION 50 HOURS	2	2
12	116034	PIN, DOUBLE HOLE, ROW MRKR	4	4
13	1-557-010362-63	PIN,COTTER 1/4X2 ZP	8	8
14	153891	CYLINDER, MARKER 2.5 X 20.06 (SEE PAGE 6-20)	2	2
15	116100	WASHER 1-1/4 NAR FL ZP/CD	4	4
16	155833	MOUNT, MARKER SUPPORT	--	2
17	199346	ARM WLDMT, MARKER SUPPORT	--	2
18	8-102-010019	U BOLT SCRAPER	--	4
19	1-861-010034-13	WASHER, LKG HLCL SPR, 1/2	--	8
20	1-512-010007-09	NUT, HEX 1/2-13 GR2 ZP	--	8
21	117186	RUBBER ARMORITE	--	2
22	104031	SCREW,RDHD,SQNK 5/16-18X1 GR5	--	8
23	1-861-010034-10	WASHER,LKG 5/16	--	8
24	1-512-010007-06	NUT, HEX 5/16-18 GR2 ZP	--	8
25	2-181-010001	HOSE CLAMP	13	13
26	1-861-010032-11	WASHER, FLAT 3/8 W ZP/CD	4	4
27	1-654-010051-08	SCREW,HEX CAP,3/8-16X1-3/4 G5	4	4
28	1-512-010005-05	NUT, HEX, SLFLKG GRB 3/8-16	4	4

Marker Assembly, Mount & Stand

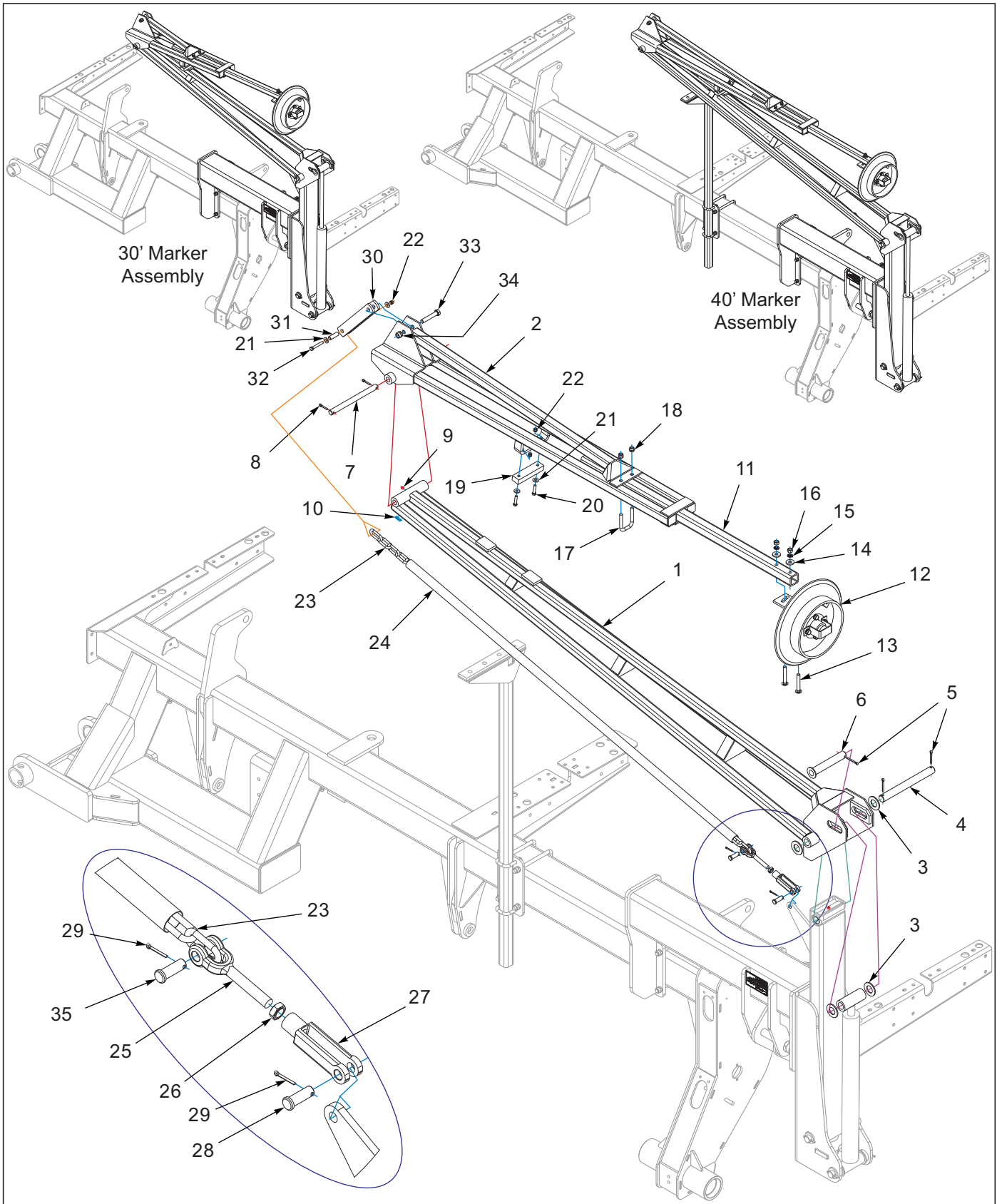


Figure 10-10: Marker Assembly, Mount & Stand

Marker Assembly, Mount & Stand

ITEM	PART NUMBER	DESCRIPTION	QTY.	
--	153890	MARKER ASSY 5530-30	*	
--	155830	MARKER ASSY, 5530-40		*
1	153885	ROW MRKR MID ARM WLDMT	2	--
1	155831	ROW MARKER MID ARM5530-40WLDMT	--	1
2	153886	ROW MRKR OUTER ASSY 5530 WLDMT	2	--
2	155832	ROW MARKER OUTER ARM 5530-40'	--	2
3	116100	WASHER 1-1/4 NAR FL ZP/CD	12	12
4	116438	PIN 1-1/4X12-1/4	2	2
5	1-557-010362-63	PIN,COTTER 1/4X2 ZP	14	14
6	116032	PIN,WASHER,ROWMARKER WLDMT	2	2
7	116355	PIN 7/8X11	2	2
8	119084	PIN,COTTER 1/4X1-1/4 ZP	4	4
9	1-298-010001-1	ZERK FITTING 1/4 SAE	2	2
10	2-573-010330-03	DECAL, LUBRICATION 50 HOURS	2	2
11	153887	EXTENSION TUBE MRKR ASSY 5530	2	2
12	119764	BLADE ASSY,MARKER,MONOSEM (SEE PAGE 10-19)	2	2
13	1-654-010070-11	SCREW,RDHD,SQNK 1/2-13X3-1/2	4	4
14	116254	WASHER MARKER MOUNT	4	4
15	1-861-010034-13	WASHER, LKG HLCL SPR, 1/2	8	8
16	1-512-010007-09	NUT, HEX 1/2-13 GR2 ZP	8	8
17	8-102-010019	U BOLT SCRAPER	2	2
18	1-512-010005-09	NUT,HEX,SLFLKG, 1/2-13 GRB	4	4
19	116366	RUBBER SPACER ROW MRKR OTRARM	2	2
20	1-654-010051-08	SCREW,HEX CAP,3/8-16X1-3/4 G5	4	4
21	1-861-010032-11	WASHER, FLAT 3/8 W ZP/CD	8	8
22	1-512-010005-05	NUT, HEX, SLFLKG GRB 3/8-16	6	6
23	120368	CHAIN, ROW MARKER 12ROW 30 (5531-30')	2	--
23	120369	CHAIN, ROW MARKER 16ROW 30 (5531-40')	--	1
24	120399	CHAIN COVER ROW MARKER 12 ROW	2	--
24	120400	CHAIN COVER ROW MARKER 16 ROW	--	2
25	116339	YOKE EXTERNAL THREADED PLAIN	2	2
26	1-511-010001-07	NUT, HEX JAM 5/8-11	2	2
27	116405	YOKE,INTERNAL THREADED CLEVIS	2	2
28	111-2590	CLEVIS PIN 5/8 X 1-3/4	2	2
29	1-557-010362-40	PIN, COTTER 5/32X1-1/4	4	4
30	153888	ROW MARKER LINKAGE WLDMT	2	2
31	116354	TUBE 5/8X1-7/8	2	2
32	1-654-010051-11	SCREW HX CP 3/8-16X2-1/2 G5ZP	2	2
33	1-654-010059-11	SCREW,HX CP 5/8-11UNCX3.5GR5	2	2
34	1-512-010005-13	NUT,HEX SLFLKG GRB 5/8-11	2	2
35	111-2589-13	CLEVIS PIN 1/2DIAX2.062	2	2

Marker Assembly, Marker Blade

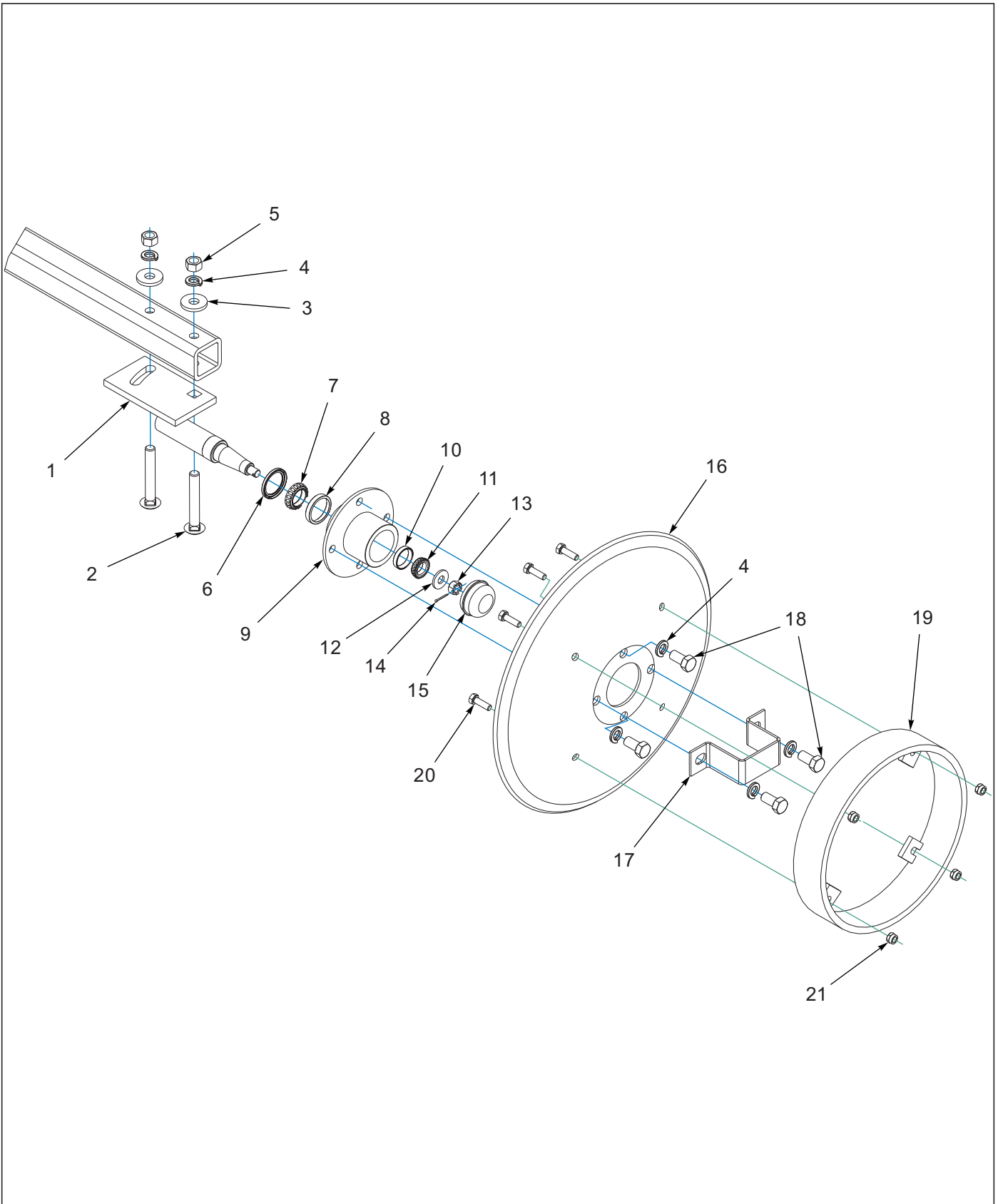


Figure 10-11: Marker Assembly, Marker Blade

Marker Assembly, Marker Blade

ITEM	PART NUMBER	DESCRIPTION	QTY.
--	119764	BLADE ASSY,MARKER,MONOSEM (INCLUDES ITEMS 1, 6-15)	2
1	116446	LH SPINDLE WLDMT ROWMARKER (SHOWN) (INCLUDES ITEMS 1, 6-15)	2
1	116447	RH SPINDLE WLDMT ROWMARKER	2
2	1-654-010070-11	SCREW,RDHD,SQNCK 1/2-13X3-1/2	4
3	116254	WASHER MARKER MOUNT	4
4	1-861-010034-13	WASHER, LKG HLCL SPR, 1/2	12
5	1-512-010007-09	NUT, HEX 1/2-13 GR2 ZP	4
6	125611	GREASE SEAL CR12411(P602123)	2
7	125613	INNER CONE L44643(P752316)	2
8	70336916	CUP,LARGE	2
9	125614	HUB W/CUPS (084000-4) (INCLUDES ITEMS 8, 10)	2
10	70336914	CUP,SMALL	2
11	70336915	CONE,SMALL	2
12	125617	SPINDLE WASHER (P301801)	2
13	125616	SPINDLE NUT 5/8-18 (P251701)	2
14	125615	COTTER PIN 5/32X1-1/2(P401905)	2
15	125612	HUB CAP 1517 (P502013)	2
16	116337	DISC BLADE, SOLID, 16" PLAIN	2
17	116038	SHIPPING RETAINER,ROWMRKR HUB	2
18	830025	SCREW,HHC 1/2-20UNFX1"LG GR8	8
19	116390	DEPTH BAND WLDMT	2
20	1-654-010049-05	SCREW HX CP 5/16-18UNCX1 GR5	8
21	1-512-010005-03	NUT HEX SLFLKG GRB 5/16-18	8

Marker Assembly, Hydraulic

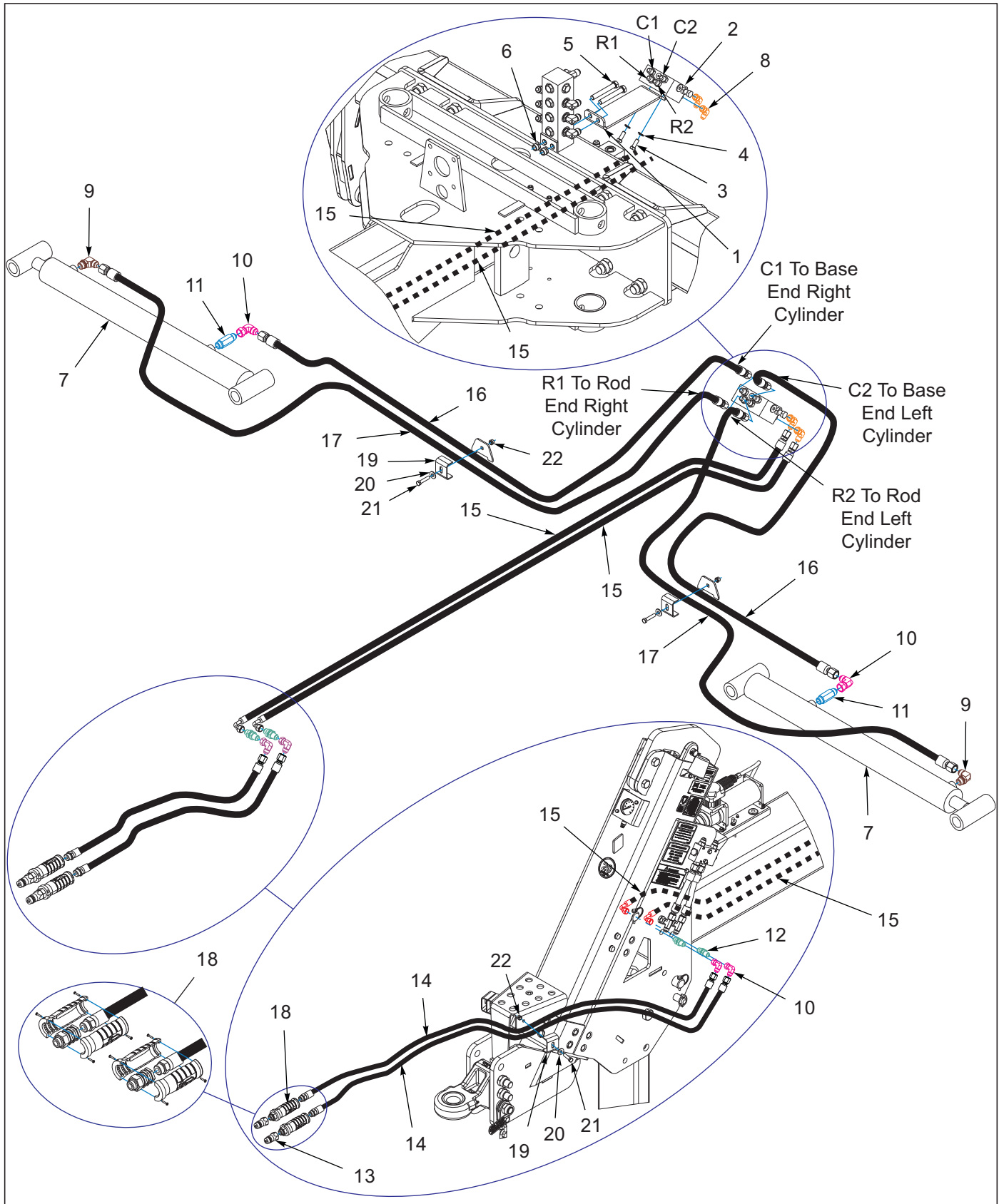


Figure 10-12: Marker Assembly, Hydraulic

Marker Assembly, Hydraulic

ITEM	PART NUMBER	DESCRIPTION	QTY.
1	153882	BRACKET, VALVE MOUNT	1
2	116350	VALVE ASSY	1
3	1-654-010051-05	SCREW,HEX CAP 3/8-16UNCX1 GR5	2
4	1-861-010034-11	WASHER, LKG HLCL SPR, 3/8	2
5	1-654-010055-11	SCREW,HX CP 1/2-13UNCX3-1/2	2
6	1-512-010005-09	NUT,HEX,SLFLKG, 1/2-13 GRB	2
7	153891	CYLINDER, MARKER 2.5 X 20.06 (SEE PAGE 6-20)	2
8	102-0031	ADAPTER,90 JIC SWIVEL #6	2
9	2062-8-8S	ADAPTER, 90, #8 O-RING-TUBE	2
10	2071-8-8S	ADAPTER90 #8 FLR SWIVEL #8JIC	4
11	140893	ADAPTER STR LONG #8JIC-#8ORB	2
12	102-0322	37 FLARE BULKHEAD/37 FLARE	2
13	141828	COUPLER,MALE 3/4-16 O-RING	2
14	208261	HOSE ASSY 3/8X96 #8JIC X #8OR	2
15	1-397-010309260	HOSE ASSY,3/8X260,JIC#8X90-#6 (5531-30')	2
15	104329	HOSE ASY,3/8X312,JIC,#8X90-#6 (5531-40')	2
16	117159	HOSE ASSY 3/8X255 #6JIC-#8JIC (5531-30')	2
16	117161	HOSE ASSY 3/8X312 #6JIC-#8JIC (5531-40')	2
17	151727	HOSE ASSY,3/8X275,#6JICX#8JIC (5531-30')	2
17	117917	HOSE ASSY 3/8X336,#6JICX#8JIC (5531-40')	2
18	251974	HOSE HANDLES, BLACK, 1/2" SET	1
19	2-181-010001	HOSE CLAMP	REF
20	1-861-010032-11	WASHER, FLAT 3/8 W ZP/CD	REF
21	1-654-010051-13	SCREW,HX CP,3/8-16UNCX3,GR5	REF
22	1-512-010005-05	NUT, HEX, SLFLKG GRB 3/8-16	REF

Rear Tow Hitch Assembly

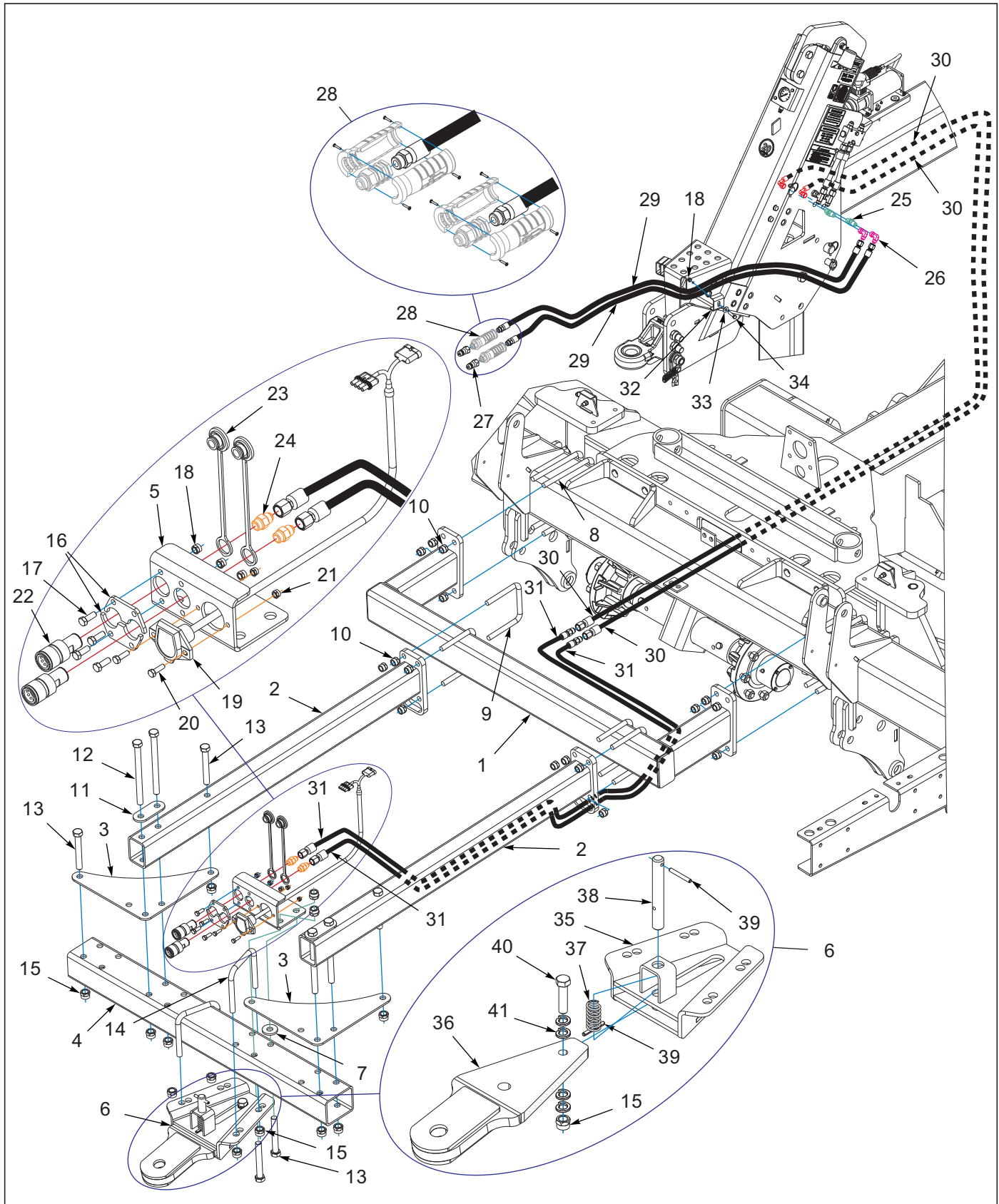


Figure 10-13: Rear Tow Assembly

Rear Tow Hitch Assembly

ITEM	PART NUMBER	DESCRIPTION	QTY.	
--	257293	REAR TOW HITCH ASSY 5532-30	*	
--	257308	REAR TOW HITCH ASSY 5532-40		*
1	257305	MOUNT, REAR TOW HITCH	1	1
2	257301	ARM, REAR TOW HITCH	2	2
3	182433	MOUNT PLATE, REAR TOW HITCH	1	1
4	257295	TUBE, REAR TOW HITCH	1	1
5	257299	HOSE MOUNT, REAR TOW HITCH	1	1
6	191456	HITCH ASSY, REAR TOW 1-1/2HOLE (INCLUDES ITEMS 15, 35-41)	1	1
7	168750	WASHER FLAT 3/4	1	1
8	70593063	U-BOLT	4	4
9	176598	U-BOLT 5/8X5-11/16X5-1/2	4	4
10	1-512-010005-13	NUT,HEX SLFLKG GRB 5/8-11	16	16
11	182435	CLAMP PLATE, REAR TOW HITCH	2	2
12	104436	SCREW,HX CP,3/4-10UNCX9-1/2G5	4	4
13	1-654-010061-16	SCREW 3/4-10UNCX5-1/2 HXCP G5	5	5
14	2-102-010040	U-BOLT, DISC ROCKFLEX SHANK	2	2
15	1-512-010005-15	NUT,HEX,SLFLKG GRB 3/4-10	13	13
16	222001	MOUNT, COUPLERS	2	2
17	1-654-010051-05	SCREW,HEX CAP 3/8-16UNCX1 GR5	4	4
18	1-512-010005-05	NUT, HEX, SLFLKG GRB 3/8-16	5	5
19	143871	HARNESS, TANDEM ADAPTER	1	1
20	1-654-010049-05	SCREW HX CP 5/16-18UNCX1 GR5	2	2
21	1-512-010005-03	NUT HEX SLFLKG GRB 5/16-18	2	2
22	142668	COUPLER FEMALE 3/4-16 O-RING	2	2
23	142669	PLUG, COUPLER DUST	2	2
24	202702-8-8S	ADAPTER #8 O-RING TO #8 TUBE	2	2
25	102-0322	37 FLARE BULKHEAD/37 FLARE	2	2
26	2071-8-8S	ADAPTER90 #8 FLR SWIVEL #8JIC	2	2
27	141828	COUPLER,MALE 3/4-16 O-RING	2	2
28	251977	HOSE HANDLES, GRAY, 1/2" SET	1	1
29	208261	HOSE ASSY 3/8X96 #8JIC X #8OR	4	4
30	153839	HOSE ASSY 3/8X249 #8STR-#8-90	2	--
30	154905	HOSE ASSY 3/8X300 #8STR-#8-90	--	2
31	257306	HOSE, 3/8X96 #8JIC MALE X#8JIC	2	2
32	2-181-010001	HOSE CLAMP	1	1
33	1-861-010032-11	WASHER, FLAT 3/8 W ZP/CD	1	1
34	1-654-010051-11	SCREW HX CP 3/8-16X2-1/2 G5ZP	1	1
35	168768	MOUNT WLDMT REAR TOW HITCH	1	1
36	183952	HITCH WLDMT REAR TOW RIGID	1	1
37	162191	SPRING, COMP 1.218 X 2.5	1	1
38	168773	PIN REAR TOW HITCH	1	1
39	1-647-010004240	PIN,SPRING,SLOTTED,5/16X2-1/2	2	2
40	1-654-010061-09	SCREW HX CP 3/4-10UNCX3 GR5	1	1
41	1-861-010034-17	WASHER,LKG,HLCL SPR,3/4	4	4

Glossary

For clarity this glossary of industry standard abbreviations and their definitions are provided.

A

ASM Assembly

B

BATT Battery
BHSC Button Head Socket Cap
BLK Black

C

CB Carriage Bolt
CONN Connector
CRG Carriage
CTSK Countersunk
CTWT Counterweight
CVR Cover
CYD Cylinder

D

DBL Double
DIA Diameter

E

ENCLSD Enclosed

F

FHCS Flanged Head Cap Screw
FHHCS Flanged Hex Head Cap Screw
FL OR FLG Flange
FLT Flat

G

GA Gauge

H

HHCS Hex Head Cap Screw
HCS High Carbon Steel
HD Head
HLCL Helical
HCSKT Hex Socket
HSFC Hex Socket Flat Countersunk
HYD Hydraulic

I

ID Inside Diameter

L

LH Lefthand
LKG OR LOCK Locking
LWR Lower

M

MANF Manifold
MNT Mount

N

NRW Narrow
----- Not Serviced Separately

O

OD Outside Diameter
OHG Overhead Guard
ORFS OR ORS O-Ring Seal
ORP OR ORB O-Ring Boss

P

P-STEER Power Steering
PTFE Polytetrafluoroethylene (Teflon)

R

RH Righthand
RND Round

S

SER Series
SHCS Socket Head Cap Screw
SHLD Shield
SKT Socket
SLFLKG Selflocking
SOC Socket
SPDT Single Pole Double Throw
SPR Spring
SQ Square
SRTD Serrated
SSCR Setscrew
SST Stainless Steel
STD Standard

U

UPR Upper

W

WHL Wheel
WLD OR WLDMT Weldment

Index

Numerics

100000326	6-12, 6-14	1-104-010001	2-8
100545	3-7, 3-11, 3-15, 3-19	110993	4-3, 4-7
1-007-010025	6-4, 6-6	111-0600	5-6
100827	5-12	111-1267	4-16, 4-18
101014	6-8	111-2589-13	10-18
101385 .. 3-2, 3-6, 3-7, 3-10, 3-11, 3-14, 3-15, 3-18, 3-19, 10-16		111-2590	10-18
101509	3-2, 3-6, 3-10, 3-14, 3-18	111-4758	3-64
101552	5-6	111787	6-12
101988	2-10	111789	6-12, 6-13, 6-14, 6-15, 6-17
102-0031	10-22	111790	6-12
102-0114	5-6	111913	6-12
102-0120	5-10	111962	1-6
102-0322	6-2, 6-6, 6-8, 10-22, 10-24	112120	10-16
102-1130	6-4, 6-8	113805	6-13
102498	1-6	116032	10-18
102600	1-4, 1-6	116034	10-16
102604	1-6	116038	10-20
103-0633	10-13	116100	3-7, 3-11, 3-15, 3-19, 10-16, 10-18
103841	5-12	116254	10-18, 10-20
104031 2-10, 3-2, 3-24, 3-27, 3-31, 3-37, 3-41, 3-45, 5-12, 10-13, 10-16		116337	10-20
104329	10-22	116339	10-18
104436	10-24	116350	10-22
104877	4-12, 4-14	116354	10-18
105874	7-3	116355	10-18
105909 . 2-14, 2-16, 3-61, 4-3, 4-7, 4-10, 4-16, 4-18, 10-2, 10-4, 10-6		116366	10-18
106120	1-2	116390	10-20
107-0975 2-14, 2-16, 3-50, 3-52, 3-54, 3-56, 4-3, 4-7, 10-2, 10-4, 10-6		116405	10-18
107470	10-13	116438	10-18
108213	4-12, 4-14	116441	3-2
108417	4-12, 4-14, 5-2	116446	10-20
109410	10-14	116447	10-20
		116489	6-2, 6-6
		116490	6-4
		117159	10-22
		117161	10-22

117186	10-16	126561	3-24, 3-26, 3-30, 3-36, 3-40, 3-44, 3-47, 3-50, 3-52, 3-54, 3-56, 4-3, 4-7, 4-16, 4-18, 7-3, 10-2, 10-4, 10-6
117917	10-22	129683	2-10
118914	6-11	1-297-010009-02	5-6
119084	10-18	1-297-010033-02	5-8
119118	2-8	1-298-010001-1	1-7, 2-8, 2-12, 3-2, 10-16, 10-18
119716	2-16, 4-16, 4-18, 10-2, 10-4, 10-6	130689	10-13
119764	10-18, 10-20	1-323-010008	5-2, 5-10
120368	10-18	132554	4-12, 4-14
120369	10-18	1-343-010001	5-6
120399	10-18	13519	2-2, 2-4
120400	10-18	137602	6-4
121031	6-11	139692	3-24, 3-26, 3-30, 3-36, 3-40, 3-44
122825	2-14, 2-16	1-397-010301030	6-8
122827	4-16, 4-18	1-397-010301033	6-8
122836	2-16	1-397-010301127	6-8, 6-11
122837	2-16	1-397-010301136	6-11
122848	3-2	1-397-010309260	10-22
122871	2-14, 2-16, 3-41, 3-45, 4-16, 4-18, 10-2, 10-4, 10-6	1-397-010369036	6-6
122917	3-2	1-397-010369054	6-6
123109	6-2, 6-6	139974	5-6
1-242-010172-3	1-2, 6-2, 6-12	1401756	3-24, 3-26, 3-30, 3-36, 3-40, 3-44
124696	6-2, 6-8	140480	2-12
124971	3-24, 3-27, 3-31, 3-36, 3-40, 3-44, 10-2, 10-4, 10-6	140519	1-4
125611	10-20	140547	2-8
125612	10-20	140599	2-2, 2-4
125613	10-20	140631	2-6, 6-4, 6-19
125614	10-20	140893	10-22
125615	10-20	141234	1-4
125616	10-20	141238	4-16, 4-18
125617	10-20	141254	2-2, 2-4
125720	2-10	141260	9-5
125777	4-16, 4-18	141434	1-2
125784	2-10, 10-13	141594	6-4, 6-6
125786	3-2	141597	9-5, 10-16
125796	2-10, 10-13	141776	10-8
125799	2-16, 3-64	141826	6-6

141828	6-2, 6-6, 6-8, 10-22, 10-24	143997	2-2
142650	2-8	144001	2-2, 2-4
142668	10-24	144009	2-2, 2-4
142669	10-24	144012	2-2, 2-4
142774	2-2, 2-4, 6-6, 6-14	144025	2-2, 2-4
142803	6-19	144029	1-4, 2-6
142806	6-19	144049	2-12
142807	6-19	144050	2-12
143112	3-64, 7-3	144060	2-10, 2-14, 2-16, 4-3, 4-7, 4-16, 4-18, 10-2, 10-4, 10-6, 10-13
143113	7-3	144077	2-2, 2-4, 2-14
143871	10-24	144078	2-2, 2-4, 2-14
143880	5-12	144082	2-14, 2-16, 4-16, 4-18
143898	5-12	144083	2-14, 2-16
143900	3-2, 7-3	144086	2-10, 2-14, 2-16, 4-3, 4-7, 4-16, 4-18, 6-2, 10-2, 10-4, 10-6, 10-13
143904	5-12	144087	2-10, 2-14, 2-16
143905	3-3, 3-6, 3-14	144099	2-14
143910	5-12	144105	3-37, 3-41, 3-45
143915	5-12	144113	2-6
143916	1-2	144118	3-36, 3-40, 3-44
143920	5-12, 5-13	144119	3-36, 3-40, 3-44
143924	5-12	144122	3-36, 3-40, 3-44
143931	3-26, 3-30	144123	3-36, 3-40, 3-44
143932	3-26, 3-30, 3-40, 3-44	144124	3-36, 3-40, 3-44
143937	5-12	144125	3-24, 3-26, 3-30, 3-36, 3-40, 3-44
143938	3-2	144126	3-24, 3-26, 3-30, 3-36, 3-40, 3-44
143939	3-2	144127	3-24, 3-27, 3-31, 3-36, 3-40, 3-44
143947	2-12	144129	3-3, 3-22, 3-34
143954	2-12	144133	3-40, 3-44, 3-47
143955	2-12	144134	3-47
143956	2-12, 4-3, 4-7	144135	3-47
143957	2-12	144137	3-47
143962	5-12	144138	2-6, 6-4
143963	5-12	144141	3-24, 3-26, 3-30, 3-36, 3-40, 3-44
143966	5-12	144143	3-41, 3-45, 10-2, 10-4, 10-6
143971	5-12	144144	3-50, 3-52, 3-54, 3-56, 10-2, 10-4, 10-6
143987	2-12	144146	3-37, 3-41, 3-45
143992	2-12, 3-60, 4-4, 4-8		
143994	6-13, 6-14		

144147	3-61	144337	5-12
144150	10-2, 10-4, 10-6	144338	3-3, 3-34
144158	3-24, 3-26, 3-30, 3-36, 3-40, 3-44	144341	2-2, 2-4
144159	3-24, 3-26, 3-30, 3-36, 3-40, 3-44	144348	5-12
144179	3-3, 3-6, 3-14, 3-34	144349	5-12
144180	3-6, 3-34	144351	9-5
144181	2-10, 3-2, 3-19, 3-34, 10-2, 10-13	144356	2-2, 2-4
144182	3-34, 10-13	144357	1-2, 2-2, 2-4
144183	2-10, 2-14, 3-2, 3-6, 3-10, 3-14, 3-18, 3-41, 3-45, 10-13	144371	2-2, 2-4
144193	9-5	144372	2-2
144218	3-6, 3-14	144373	2-2, 2-4
144221	3-2	147367	6-17
144222	3-2, 3-34	147368	6-17
144237	5-12	147375	6-13, 6-14
144239	2-6, 6-4	147376	6-13, 6-14
144243	2-6	147377	6-14
144245	2-6	147584	6-2
144259	3-2, 3-6, 3-10, 3-14, 3-18	148972	4-3
144260	3-2, 3-6, 3-10, 3-14, 3-18	150076	3-10, 3-18
144264	5-12, 5-13, 10-2, 10-4, 10-6	1-510-010001	3-24, 4-3, 4-7, 4-16, 4-18
144266	5-12	1-510-010003-09	2-8, 2-10, 3-2, 3-6, 3-10, 3-14, 3-18, 3-61, 4-3, 4-7, 5-12, 5-13, 7-3, 10-8, 10-10, 10-13
144268	3-24, 3-26, 3-30, 3-36, 3-40, 3-44, 3-47, 3-50, 3-52, 3-54, 3-56, 7-3, 10-2, 10-4, 10-6	1-511-010001-05	2-6
144271	5-13	1-511-010001-07	10-18
144272	5-13	1-511-010002-08	5-12
144275	5-12	1-512-010003-03	5-6
144316	5-12	1-512-010003-05	3-64, 4-12, 4-14, 7-3
144317	5-12	1-512-010003-06	5-6, 5-10, 10-14
144320	3-2, 3-6, 3-10, 6-8, 6-11, 6-15	1-512-010004-03	5-4
144320M	6-16	1-512-010005-01	1-2, 2-6, 3-2, 3-6, 3-10, 3-14, 3-18, 3-24, 3-26, 3-30, 3-34, 3-36, 3-41, 3-45, 4-3, 4-7, 5-2, 5-6, 5-10, 6-4, 7-3, 10-2, 10-4, 10-6
144321	1-4, 6-4, 6-13	1-512-010005-03	1-4, 2-6, 2-10, 2-14, 2-16, 3-2, 3-6, 3-10, 3-14, 3-18, 3-61, 4-3, 4-7, 4-10, 4-16, 4-18, 5-10, 5-12, 10-2, 10-4, 10-6, 10-13, 10-20, 10-24
144324	5-12	1-512-010005-05	1-2, 2-8, 2-10, 3-24, 3-26, 3-30, 3-36, 3-40, 3-41, 3-44, 3-45, 3-47, 4-10, 5-2, 6-2, 6-6, 6-8, 6-11, 10-13, 10-16, 10-18, 10-22, 10-24
144328	5-12	1-512-010005-09	1-2, 1-4, 2-6, 2-10, 2-14, 2-16, 3-2, 3-6, 3-10, 3-14, 3-18, 3-64, 4-10, 4-16, 4-18, 6-4, 6-6, 6-8, 10-8, 10-10, 10-13, 10-18, 10-22
144331	5-12		
144332	5-12		
144335	5-12		
144336	5-12		

1-512-010005-13	2-2, 2-4, 2-6, 2-14, 2-16, 3-2, 3-6, 3-10, 3-14, 3-18, 4-3, 4-7, 5-4, 5-13, 10-2, 10-4, 10-6, 10-13, 10-16, 10-18, 10-24	153825	3-2
1-512-010005-15	1-2, 1-4, 5-13, 10-8, 10-24	153839	10-24
1-512-010005-19	1-2, 2-2, 2-4	153840	6-2, 6-4, 6-6
1-512-010007-03	4-12, 4-14	153841	6-4
1-512-010007-06	10-16	153852	3-41, 3-45
1-512-010007-09	10-16, 10-18, 10-20	153853	3-45
1-512-010007-12	3-52, 3-54, 3-56	153857	10-13
1-512-010007-14	4-10	153868	3-24, 3-26, 3-30
151529	2-10	153869	3-24, 3-26, 3-30, 3-36, 3-40, 3-44
151530	5-13	153871	3-24, 3-26, 3-30, 3-36, 3-40, 3-44
151533	1-2	153874	10-16
151534	2-2	153875	10-16
151539	9-5	153882	10-22
151540	3-6, 3-10, 3-14, 3-18	153884	10-16
151543	5-12	153885	10-18
151547	3-24, 3-26, 3-30, 3-36, 3-40, 3-44	153886	10-18
151578	3-26, 3-30, 3-40, 3-44	153887	10-18
151580	3-26, 3-30, 3-40, 3-44	153888	10-18
151582	3-37, 3-41, 3-45	153890	10-16, 10-18
151586	3-34, 3-41, 3-45	153891	6-20, 10-16, 10-22
151587	2-14	153892	10-16
151588	2-14, 2-16, 10-2, 10-4, 10-6	154095	6-15, 6-17
151590	5-2, 5-8, 5-10	154096	6-15
151591	5-2	154097	6-15
151592	5-2, 10-13	154098	6-15
151595	5-8	154102	6-13
151596	2-16	154105	6-15
1-516-010001-20	1-6	154818	2-4
1-516-010001-27	2-2, 2-4	154826	3-50, 3-52
151604	5-8	154827	3-14, 3-18, 3-34
151610	5-8	154828	3-37, 3-41, 3-45
151727	10-22	154829	3-37, 3-41, 3-45
153631	10-10	154836	3-37, 3-41, 3-45, 10-4, 10-6
153696	1-2	154837	3-34
153808	3-7, 3-11, 3-15, 3-19	154838	3-36, 3-40, 3-44
153811	3-6, 3-10, 3-14, 3-18	154839	3-36, 3-40, 3-44
		154842	3-24, 3-26, 3-30, 3-36, 3-40, 3-44
		154851	5-6

154852	5-6	159924	10-13
154853	1-2	159925	10-13
154869	3-14, 3-34	159930	10-14
154871	3-47	159932	10-14
154872	3-36, 3-40, 3-44, 3-47	159942	10-2, 10-4, 10-6
154896	2-4	159952	3-37, 3-41, 3-45
154905	10-24	159953	3-41, 3-45
154906	6-2, 6-4, 6-6, 6-8	159954	2-2, 2-4
1-557-010327	2-14, 2-16	159968	10-16
1-557-010362-40	10-18	160406	5-6
1-557-010362-51	1-6	161131	1-2, 2-2, 2-4
1-557-010362-54	2-8	161462	3-10, 10-13
1-557-010362-59	5-12	161474	3-24, 3-26, 3-30, 3-36, 3-40, 3-44
1-557-010362-63	10-16, 10-18	161475	3-24, 3-26, 3-30, 3-36, 3-40, 3-44
155830	10-16, 10-18	161476	3-24, 3-26, 3-30, 3-36, 3-40, 3-44
155831	10-18	161477	3-24, 3-26, 3-30, 3-36, 3-40, 3-44
155832	10-18	162191	10-24
155833	10-16	162551	3-24, 3-26, 3-30, 3-36, 3-41, 3-44
155840	3-2, 3-6, 3-10, 3-14, 3-18, 3-24, 3-26, 3-30, 3-36, 3-40, 3-44	1-630-010021-03	1-2
155859	1-4, 2-6	163981	4-16, 4-18, 10-2, 10-4, 10-6
155868	6-15, 6-17	164249	10-13
155871	4-10	164250	10-14
155873	4-10	164251	10-14
155874	4-12, 4-14	164253	10-14
156010	9-5	1-647-010004217	2-14, 2-16, 3-2, 3-41, 3-45, 4-3, 4-7, 4-16, 4-18, 10-2, 10-4, 10-6, 10-13
156973	1-6	1-647-010004221	3-2, 6-16, 6-18
156979	1-6	1-647-010004236	3-11, 3-19
157027	6-20	1-647-010004240	1-4, 2-2, 2-4, 2-6, 10-24
1-573-010006	9-5	1-647-010004257	2-2, 2-4
158305	4-3, 4-7	165286	2-8
158309	4-3, 10-2, 10-4, 10-6	1-654-010024053	5-4
158310	4-3, 4-7, 10-2, 10-4, 10-6	1-654-010047-04	4-3, 4-7
159018	10-2, 10-4, 10-6	1-654-010047-06	1-2, 3-10, 3-18, 5-2, 5-10
159041	4-10	1-654-010047-07	3-6, 3-10, 3-14, 3-18, 4-3, 4-7
159046	3-6, 3-10	1-654-010047-08	3-24, 3-26, 3-30, 3-36, 3-41, 3-45, 5-6, 7-3
159047	3-15, 3-19	1-654-010047-09	4-8, 10-2, 10-4, 10-6
159921	4-7, 10-13		

1-654-010047-10 . . . 2-6, 3-14, 3-18, 3-34, 6-4, 10-4, 10-6	1-654-010065-15 2-2, 2-4
1-654-010047-12 5-10	1-654-010065-17 2-2, 2-4
1-654-010047-13 5-2	1-654-010070-02 2-8, 2-10, 3-2, 3-6, 3-10, 3-14, 3-18, 5-12, 10-8, 10-10
1-654-010049-05 10-20, 10-24	1-654-010070-05 3-2, 3-6, 3-10, 3-14, 3-18
1-654-010049-09 1-4, 2-6, 3-2	1-654-010070-07 4-16, 4-18
1-654-010049-11 3-2, 3-6, 3-15	1-654-010070-11 10-18, 10-20
1-654-010049-19 5-10	1-654-010087-14 10-8
1-654-010051-05 . . . 3-24, 4-3, 4-7, 4-16, 4-18, 5-2, 10-22, 10-24	1-654-010096-14 10-10
1-654-010051-06 1-2, 10-13	1-654-010125-22 1-2
1-654-010051-07 1-2, 6-2	1-654-010158-02 3-2, 3-6, 3-10, 3-14, 3-18, 3-34, 4-3, 4-7
1-654-010051-08 6-6, 6-8, 6-11, 10-16, 10-18	1-654-010160-07 3-36, 3-40, 3-44, 3-47
1-654-010051-09 10-13	1-655-010001-3 3-2, 3-6, 3-10, 3-14, 3-18
1-654-010051-11 1-2, 6-6, 6-8, 10-18, 10-24	1-655-010003-06 4-10
1-654-010051-13 6-2, 10-22	1-656-010003051 5-10
1-654-010051-15 2-8, 2-10	1-656-010003053 5-6
1-654-010055-01 1-2, 5-12	1-656-010003076 7-3
1-654-010055-02 . . . 2-8, 3-6, 3-10, 3-15, 3-18, 3-24, 3-27, 3-31, 3-36, 3-40, 3-44	166243 9-5
1-654-010055-03 1-2, 2-6, 3-2, 3-6, 3-10, 3-14, 10-8, 10-10, 10-13	168521 6-11
1-654-010055-04 7-3	168750 10-24
1-654-010055-05 2-6, 3-64, 6-4	168768 10-24
1-654-010055-07 2-10, 2-14, 2-16, 10-2, 10-4, 10-6, 10-8, 10-10, 10-13	168773 10-24
1-654-010055-09 . . . 2-6, 2-10, 3-41, 3-45, 10-2, 10-4, 10-6, 10-13	168841 2-8
1-654-010055-11 2-14, 6-4, 6-6, 10-22	168844 3-52, 3-56
1-654-010055-13 3-6, 3-14, 5-12, 5-13, 6-8	168856 3-61
1-654-010055-14 1-4	168857 3-61
1-654-010059-07 3-2, 3-6, 3-10, 3-14, 3-18	168858 3-52, 3-56
1-654-010059-09 2-6, 3-6, 3-10, 3-14, 3-18	168859 1-6
1-654-010059-11 10-18	168866 3-57
1-654-010059-14 5-13	168867 3-57
1-654-010059-16 5-12	168868 3-50, 3-52, 3-54, 3-56
1-654-010061-04 1-2	168869 3-50, 3-52, 3-54, 3-56
1-654-010061-05 1-4, 5-12	168870 3-50, 3-52, 3-54, 3-56
1-654-010061-09 1-2, 10-24	168871 3-57
1-654-010061-16 10-24	168872 3-57
	168873 3-57
	168885 3-50, 3-52, 3-54, 3-56

168886	3-52, 3-56	174311	3-54, 3-56
168887	3-56	174312	3-18, 3-22, 3-24
168902	10-2, 10-4, 10-6	174313	3-14, 3-22, 3-26
168903	3-24, 3-26, 3-30, 3-36, 3-40, 3-44	174314	3-18, 3-22, 3-30
168906	4-16, 4-18	174315	3-24, 3-37, 3-50
171011	1-4	174316	3-26, 3-41, 3-52
172509	2-10, 10-13	174317	3-30, 3-45, 3-56
172646	2-10	174342	3-22
172647	2-16	174343	3-34
172648	2-16	174345	3-22
172649	2-16	174346	3-34
172656	4-12, 4-14	174347	3-22
172682	3-14, 3-18, 6-11, 6-17	174348	3-34
172682M	6-18	174350	3-22
172691	2-6	174351	3-34
172692	2-6	174362	3-2, 3-22, 3-30
172693	2-6	174366	6-2
172700	3-45, 3-50, 3-52, 3-54, 3-56	174397	9-5
172701	3-52, 3-56	174398	3-50
172703	3-24, 3-26, 3-30, 3-37, 3-41, 3-45	174399	8-2, 8-4
172704	3-61	174400	8-2, 8-4
172705	3-50, 3-52, 3-54, 3-56	174407	2-16, 3-34
172706	3-50, 3-52, 3-54, 3-56, 3-57	174408	2-16, 3-34
172712	3-52, 3-54, 3-56, 3-61	174410	4-3, 4-7
172713	3-52, 3-54, 3-56	174411	4-8
172730	3-57	174412	4-3, 4-7
172733	3-26, 3-41, 3-52	174413	4-3, 4-7
172734	3-30, 3-45, 3-56	174414	8-2, 8-4
172735	3-52, 3-54, 3-56	174419	8-2, 8-4
172736	3-6, 3-22, 3-26	174420	8-2, 8-4
172737	3-2, 3-10, 3-22, 3-30	174422	8-2, 8-4
172739	3-22, 3-34, 5-12	174423	8-2, 8-4
172741	3-30, 3-45, 3-56	174424	3-6, 3-34, 3-40
174289	2-2, 2-4	174425	3-2, 3-10, 3-34, 3-44
174304	6-17	174427	3-2, 3-34, 3-44
174305	3-18, 3-22, 3-24	174428	3-18, 3-34, 3-36
174306	3-14, 3-22, 3-26	174429	3-14, 3-34, 3-40
174307	3-18, 3-22, 3-30	174430	3-18, 3-34, 3-44

174431	3-18, 3-34, 3-36	176615	4-7
174432	3-14, 3-34, 3-40	176617	4-3, 4-7, 4-10
174433	3-18, 3-34, 3-44	176618	4-3
174434	8-2, 8-4, 10-14	176627	4-16, 4-18
174437	7-3	176644	3-6, 3-10, 3-34, 3-44
174441	5-4, 7-3	176657	8-2, 8-4
174442	7-3	176664	4-16, 4-18
174468	2-2	176665	4-10
174469	2-4	176666	4-8
174470	2-2, 2-4	176676	3-61
174483	3-30, 3-45, 3-56	177032	1-2, 1-7
176481	3-6, 3-10, 3-22, 3-30	179773	8-2, 8-4
176490	9-5	179776	3-24, 3-26, 3-30, 3-36, 3-41, 3-45
176552	4-10	182433	10-24
176553	4-7	182435	10-24
176554	4-10	183952	10-24
176555	4-10	1-861-010005	1-6
176556	4-10	1-861-010032-03	5-6, 5-10
176560	3-34	1-861-010032-07	3-24, 3-26, 3-30, 3-36, 3-41, 3-44, 5-2, 5-10
176565	4-3, 4-7	1-861-010032-11	1-2, 6-2, 6-6, 6-8, 6-11, 10-16, 10-18, 10-22, 10-24
176566	8-2, 8-4	1-861-010032-14	2-14, 2-16, 3-24, 3-26, 3-30, 3-36, 3-40, 3-44, 3-47, 4-16, 4-18, 5-12, 10-2, 10-4, 10-6
176567	4-16	1-861-010032-15	3-64
176568	4-18	1-861-010032-20	5-12, 10-8
176569	4-3, 4-7	1-861-010032-24	1-2
176570	8-2, 8-4	1-861-010032-32	2-2, 2-4
176571	4-10	1-861-010034-07	4-12, 4-14
176574	4-12	1-861-010034-10	10-16
176576	4-12, 4-14	1-861-010034-11	10-22
176577	4-12, 4-14	1-861-010034-13	1-2, 2-8, 5-12, 10-10, 10-16, 10-18, 10-20
176583	4-10, 4-12	1-861-010034-17	10-8, 10-24
176585	4-10, 4-12	1-861-010034-21	3-61
176590	4-3, 4-7	186234	10-13
176591	4-3, 4-7	186296	4-10, 4-14
176598	10-24	186298	4-14
176605	4-3, 4-16	187481	4-3, 4-7, 4-10
176606	4-3, 4-7, 4-18		
176607	4-12, 4-14		
176614	4-7, 4-10		

187491	5-2, 5-6, 5-10	201787	2-10, 2-12, 10-13
187518	5-2, 5-4, 5-6, 7-3	201789	10-2
187519	5-6	201790	10-4
187520	5-6	201791	10-4, 10-6
187521	5-6	202702-6-8S	6-4
187522	5-6	202702-8-8S	6-2, 6-4, 6-8, 10-24
1-879-010011	5-6	203003-8-8S	6-8, 6-11
189428	10-2, 10-4, 10-6	203005-8-8S	6-4, 6-6
189429	10-2, 10-4, 10-6	203025	5-2, 5-8
189432	10-2, 10-4, 10-6	203030	10-14
189451	1-2, 1-7	204384	2-8
189453	1-7	205147	3-24, 3-26, 3-30, 3-36, 3-41, 3-45, 9-5
189454	1-7	205192	3-60
189467	1-7	205237	3-50, 3-52, 3-54, 3-56
189468	1-7	2062-8-8S	6-2, 6-4, 6-6, 6-8, 6-11, 10-22
190400001	1-2	2071-8-8S	6-6, 6-8, 10-22, 10-24
191456	10-24	207491	5-2, 5-10
192890	1-2, 3-2, 3-6, 3-10, 3-14, 3-18	207494	3-24, 3-26, 3-30, 3-36, 3-40, 3-44
193089	1-6	207495	3-24, 3-26, 3-30, 3-36, 3-40, 3-44
194674	5-6	207496	3-24, 3-26, 3-30, 3-36, 3-41, 3-45
194675	5-6	207497	3-24, 3-26, 3-30, 3-36, 3-41, 3-44
195594	1-2	207498	3-24, 3-26, 3-30, 3-36, 3-41, 3-44
199325	3-14, 3-22, 3-26	207499	3-24, 3-26, 3-30, 3-36, 3-40, 3-44
199327	3-14, 3-34, 3-40	208204	1-2
199328	3-14, 3-22, 3-26	208215	3-60
199329	3-14, 3-34, 3-40	208219	3-60
199330	3-26, 3-41, 3-54	208220	3-52, 3-56, 3-60
199334	5-13	208221	3-52, 3-56, 3-60
199336	5-13	208261	6-2, 6-6, 10-22, 10-24
199346	10-16	208269	6-8
199349	2-8, 2-10	2-095-010017	3-47
199396	5-6	209793	5-10, 10-13, 10-14
1C199	4-12, 4-14	209794	10-14
1C213	4-12, 4-14	2-102-010040	10-24
1D598	4-16, 4-18	211045	9-5
1D617	3-2, 3-61, 4-10	211062	5-10
201772	2-12	211079	5-10
201774	2-10	211080	5-10

211081	5-10	222370	2-8
211082	5-10, 9-5	222371	2-8
211085	10-13	223435	1-6
212784	2-10	223437	1-6
213930	6-4	223438	1-6
213947	2-10	223439	1-6
2-150-010008	1-2, 1-4, 2-2, 2-4	223440	1-4, 1-6
2-150-010174	3-3, 3-6, 3-10, 3-15, 3-19	224513	9-5
2-150-010200	2-2, 2-4	224573	5-6
216472	10-8, 10-10	224575	2-8
216473	10-8	224589	4-3, 4-7, 9-5
216482	10-8, 10-10	224590	4-3, 4-7
216486	10-8, 10-10	224627	8-2
2-181-010001 1-2, 6-2, 6-6, 6-8, 6-11, 10-16, 10-22, 10-24		224628	8-2
218421	3-50, 3-52, 3-54, 3-56	224631	8-2
218430	3-26, 3-41, 3-52	224632	8-2
218431	3-26, 3-41, 3-54	229544	6-16
218432	3-24, 3-36, 3-50	229545	6-16
218433	3-30, 3-45, 3-56	229546	6-16
218487	4-12, 4-14	229548	6-16
218490	4-10, 4-14	229562	6-18
218492	4-7, 4-10	229565	6-16, 6-18
218493	4-7	231493	5-4
218497	4-3	231495	3-24, 4-3, 4-7, 4-16, 4-18
218658	6-12	231792	6-18
221270	1-4	231793	6-18
221272	1-4	231794	6-18
222001	10-24	232178	9-5
222308	10-2, 10-4, 10-6	236749	4-3
222320	8-4	2-368-010274	8-2, 8-4, 10-14
222321	8-4	2-368-010287	1-2, 7-3
222323	8-4	238408	2-8
222324	8-4	238886	4-10
222364	2-8	239-8101-14	5-6
222365	2-8	242725	5-2
222366	2-8	243742	2-8
222367	2-8	243763	2-8, 2-10
		243777	3-10, 3-18

243780	3-10, 3-18	252787	3-2, 3-6, 3-10
247144	2-10	252820	3-2, 3-6, 3-10, 3-14, 3-18
247149	2-10	252822	3-14, 3-18
247232	6-13	252823	3-2, 3-6, 3-10
249266	5-13	252824	3-2, 3-6, 3-10, 3-14, 3-18
249267	5-13	252860	1-2
249356	4-3, 4-7	252866	1-2
25021	2-10	252868	1-2
250427	3-10, 3-18	252881	5-2
250479	9-5	252885	6-8
250495	1-2	252886	4-3, 4-7
250570	2-2, 2-4	252887	4-3, 4-7
250571	2-2, 2-4	252889	4-3, 4-7
250572	2-2, 2-4	252891	4-4, 4-8
250580	3-11, 3-19	254748	5-4
251972	6-2	254797	3-64
251973	6-6	254798	3-64
251974	10-22	254804	3-3, 3-6, 3-10, 3-14, 3-18
251975	6-8	254805	3-2, 3-6, 3-10, 3-14, 3-18
251977	10-24	254807	3-11, 3-19
252690	5-4	254812	3-7, 3-15
252691	5-4	254815	2-6
252744	1-2, 1-4	254816	9-5
252745	1-2, 1-4	254818	3-6, 3-14, 7-3
252746	3-2	254819	3-10, 3-18, 7-3
252747	1-4	254820	7-3
252748	2-2, 3-6	254822	7-3
252749	2-2, 3-10	254835	7-3
252750	2-4, 3-14	254836	7-3
252751	2-4, 3-18	254877	3-64, 7-3
252752	2-2	254884	3-64, 7-3
252753	2-2	254885	7-3
252754	2-4	254888	3-6, 3-14, 3-64
252755	2-4	254889	3-10, 3-18, 3-64
252774	3-2, 3-6, 3-10	254899	5-4
252775	3-14, 3-18	255634	5-2
252784	2-10	255636	5-2
252786	3-14, 3-18	255638	5-2

255640	5-2	257348	10-8
255673	10-6	257349	10-8
255701	7-3	257350	10-8
255702	7-3	257351	10-8
255758	5-10	257352	10-10
255762	4-3	257353	10-10
255765	3-11, 3-19, 9-5	257354	10-10
255766	10-13	257355	10-10
255767	10-13	257357	10-10
255769	10-13	257360	10-8
255770	5-10	257361	10-8
255773	2-6, 5-10	257362	10-10
255774	5-2, 5-4, 5-10	257363	10-10
255798	3-3, 3-6, 3-10, 3-15, 3-19, 9-5	257364	10-8
255799	3-3, 3-11, 3-19, 9-5	257365	10-8
25618	3-37, 3-41, 3-45	257366	10-10
257269	10-10	257367	10-10
257293	10-24	2-788-010010	5-6
257295	10-24	29SFFL 5811	5-12
257297	3-3, 3-6, 3-10, 3-15, 3-19	2K503	4-16, 4-18
257299	10-24	3-238-010007	10-13
257301	10-24	3-272-010017	5-6
2-573-010198	9-5	3P115	4-16, 4-18
2-573-010330-02	9-5	4001060	1-6
2-573-010330-03	9-5, 10-16, 10-18	40-0717-02	7-3, 10-13
2-573-010335	9-5	40K2	5-10
257305	10-24	415	2-8
257306	10-24	42H12	4-3, 4-7
257308	10-24	42H16	3-34
257318	1-2	4D402	4-10
257319	4-3, 4-7	4J409	2-8
257320	4-7	5000	1-6
257340	4-3	50008-69	6-11
257341	4-3	51039-28	6-11
257342	4-7	51039-35	6-8, 6-11
257343	4-7	528933	3-7, 3-15, 7-3, 9-5
257344	10-8	528934	3-64, 7-3, 9-5
257345	10-8	528938	7-3, 9-5

6-102-010009 10-13
6K516 4-8, 4-16, 4-18
70239854 1-2
70260977 4-3, 4-7, 9-5
70336914 10-20
70336915 10-20
70336916 10-20
70592442 1-2, 3-64
70593063 .. 2-2, 2-4, 2-14, 2-16, 4-3, 4-7, 5-4, 10-2,
10-4, 10-6, 10-13, 10-16, 10-24
70922060 10-13
71508985 6-4
71508992 6-6
7D937 4-12, 4-14
7D938 4-12, 4-14
8-102-010019 10-16, 10-18
8-105-010006 3-61
81264 5-6
830025 10-20
8-573-010084 9-5
9J433 4-10
9K425 3-2, 3-6, 3-10, 3-14, 3-18

B

B1821BH050C250N 10-10

H

HEHM240 5-6

T

TR575 1-4

Instructions for Ordering Parts

**** Repair parts must be ordered through an Authorized Dealer ****

DEALER INSTRUCTIONS FOR ORDERING PARTS FROM LANDOLL PARTS DISTRIBUTION CENTER

Phone #: 800-423-4320 or 785-562-5381

Fax #: 888-527-3909

Order online: dealer.landoll.com

SERIAL NUMBER PLATE

The Serial Number Plate, which lists the model number and serial number, is located on the front of the hitch
See Figure 1-1.

SERIAL NUMBER NOMENCLATURE

The Following information will help decode the 5532 GD serial number

55H2600100 = xxmysssss

The 5532 GD series QR code decal, may be scanned to link to the most current manuals, located on the front of the frame *See Figure 1-1.*

xx	= model series (i.e. 55 for Grain Drill, Fold)
m	= month of manufacture (ex. "H" means October. The letter I is not used.)
yy	= year manufactured (ex. "26" means 2026)
sssss	= Sequential number used to track warranty and service information.

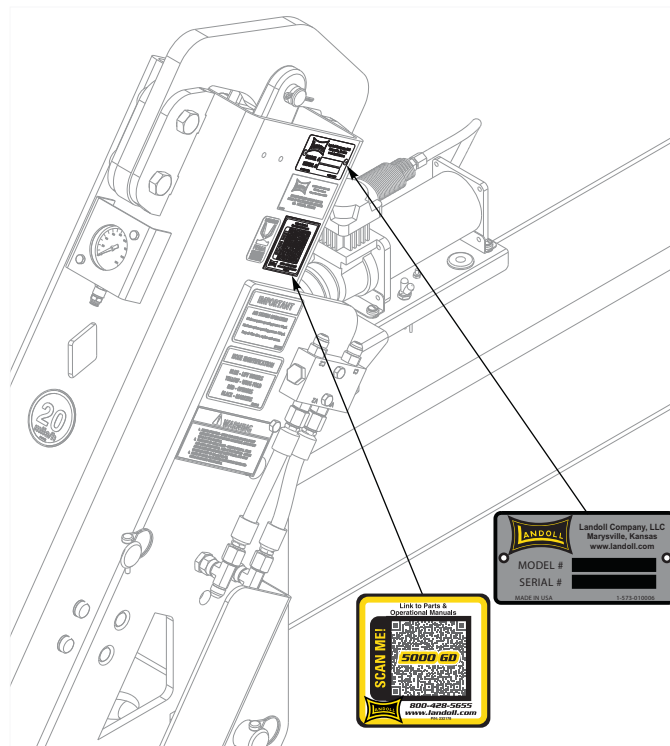


Figure 1-1: Serial Number Plate and QR Code Decal Location

Manuals for 5532 Grain Drill

Manual Number	Manual Type
F-1193	Operator's Manual
F-1194	Parts Manual

Document Control Revision Log:

Date	Form #	Improvement(s): Description and Comments
10/25/2025	F-1194	New Manual
04/02/2026	F-1194-2604	Initial Release



intertek

Equipment from Landoll Company, LLC is built to exacting standards ensured by ISO 9001:2015 registration at all Landoll manufacturing facilities.

**Model 5532
Grain Drill
Parts Manual
Re-Order Part Number F-1194**

LANDOLL COMPANY, LLC

1900 North Street

Marysville, Kansas 66508

(785) 562-5381

800-428-5655 ~ WWW.LANDOLL.COM



Copyright 2026. Landoll Company, LLC

“All rights reserved, including the right to reproduce this material or portions thereof in any form.”

