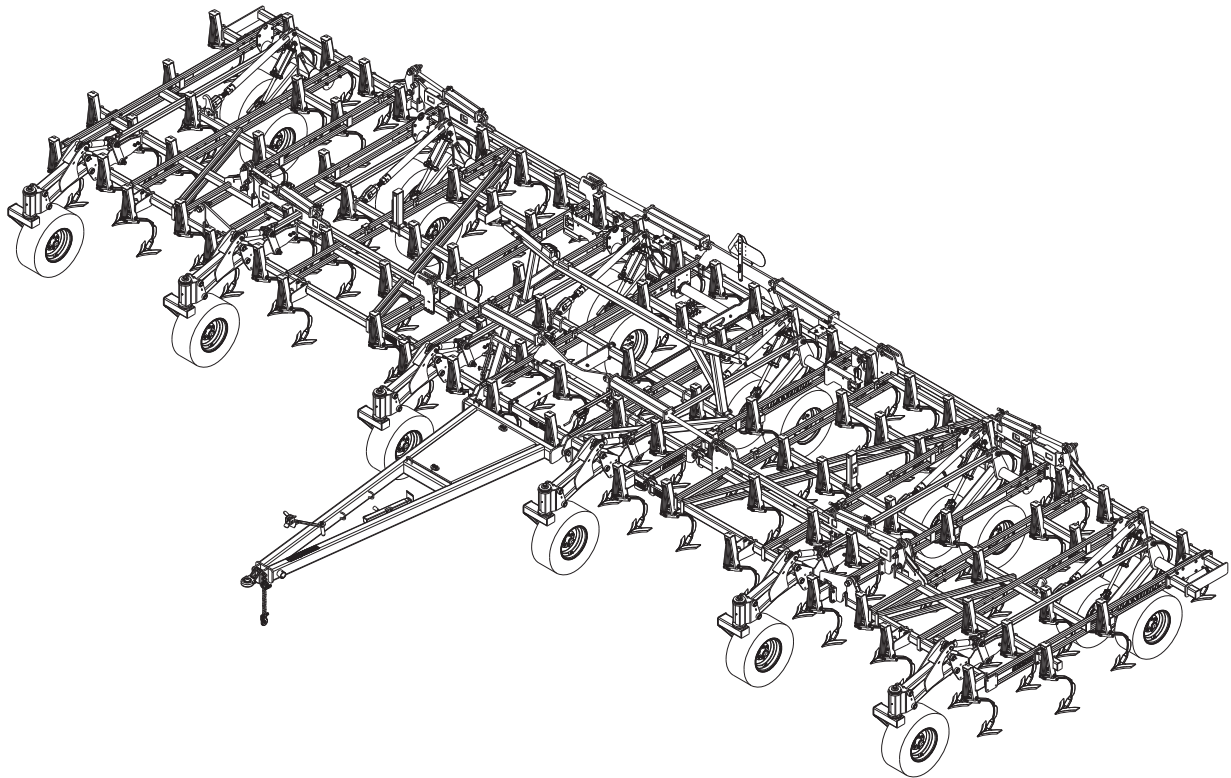




Model 9650FH Field Cultivator Parts Manual



LANDOLL COMPANY, LLC

1900 North Street

Marysville, Kansas 66508

(785) 562-5381

800-428-5655 ~ WWW.LANDOLL.COM

Instructions for Ordering Parts

**** Repair parts must be ordered through an Authorized Dealer ****

DEALER INSTRUCTIONS FOR ORDERING PARTS FROM LANDOLL PARTS DISTRIBUTION CENTER

Phone #: 800-423-4320 or 785-562-5381

Fax #: 888-527-3909

Order online: dealer.landoll.com

SERIAL NUMBER PLATE

The Serial Number Plate, which lists the model number and serial number, is located on the front of the frame.

SERIAL NUMBER NOMENCLATURE

The following information will help decode the 9650FH FC serial number

96H2220000 = xxmysssss

QR CODE DECAL

The 9600 series QR code decal, may be scanned to link you to the most current manuals, located on the front of the frame [See Figure 1-1](#)

xx	= model series (i.e. 96 for Field Cultivator)
m	= month of manufacture (ex. "H" means October. The letter I is not used.)
yy	= year manufactured (ex. "22" means 2022)
SSSSS	= Sequential number used to track warranty and service information.

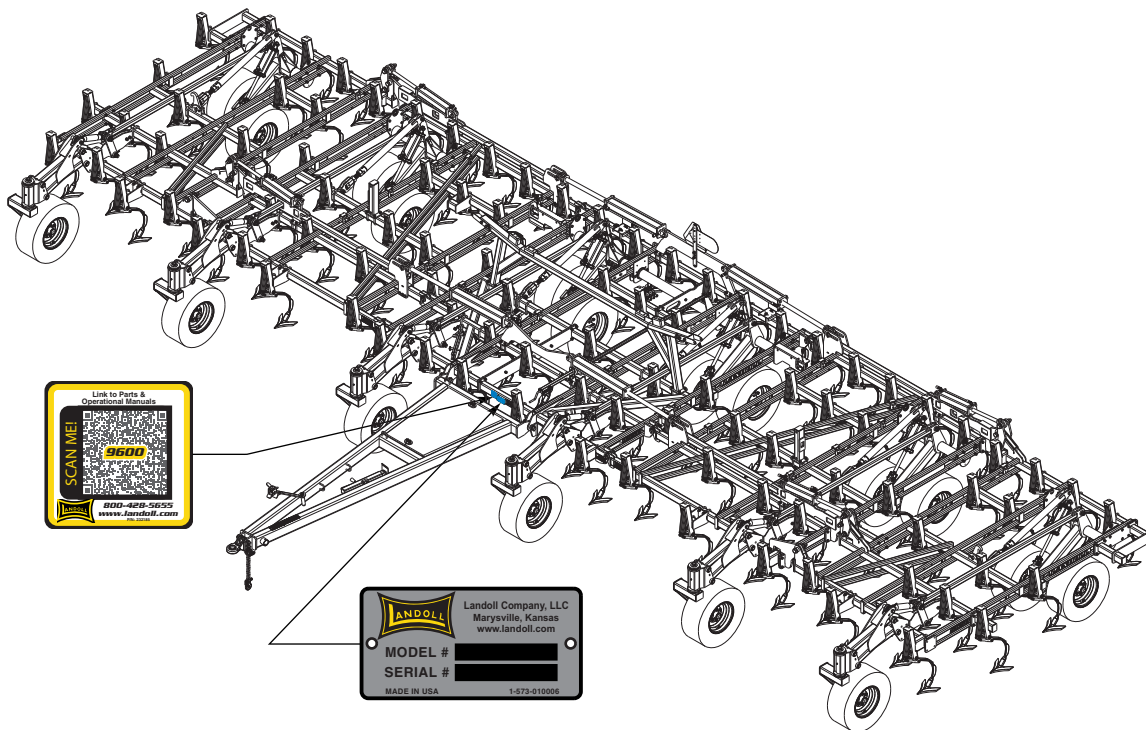


Figure 1-1: Serial Number Plate and QR Code Decal Location

Manuals for 9650FH Field Cultivator

Manual Number	Manual Type
F-1090	Operator's Manual
F-1091	Parts Manual

Table of Contents

1	Frame Assemblies Center	
	Center Frame Assembly	1-1
	Center Frame Lift Assembly	1-3
	Walking Beam Assembly	1-7
	Radius Rod Assembly	1-8
	Hub and Spindle Assembly, 8 Bolt	1-9
2	Hitch Assemblies	
	Hitch Assembly	2-1
	Ball and Clevis Hitches	2-3
	Jack Assembly	2-4
3	Frame Assemblies Wing	
	8' Inner Wing Assembly 9650FH-38'-42'	3-1
	10' Inner Wing Assembly 9650FH-46'-50'	3-5
	6' Outer Wing Assembly 9650FH-38'-42'	3-9
	8' Outer Wing Assembly 9650FH-46'-50'	3-13
	Walking Beam Assembly 2-1/4"	3-16
	Radius Rod Assembly Inner Wing	3-17
	Hub and Spindle Assembly, 6-Bolt	3-19
	Front Gauge Wheel Installation	3-21
	Front Gauge Wheel Assembly	3-23
	Radius Rod Lift Assembly	3-25
4	Fold Assemblies	
	Center Frame Fold Bracket Assembly	4-1
	Depth Stop Tube Assembly	4-3
	Fold Cylinder Assembly	4-5
5	Shank Assemblies	
	Shank Assembly Spring	5-1
	Shank Assembly S-Tine	5-3
6	Hydraulic Assemblies	
	Hydraulic Assembly Lift 9650FH-38'-42'	6-1
	Hydraulic Assembly Lift 9650FH-46'-50'	6-3
	Hydraulic Assembly Fold 9650FH-38'-42'	6-5
	Manifold Assembly 9650FH-38'-42'	6-7
	Hydraulic Assembly Fold 9650FH-46'-50'	6-9
7	Cylinders	
	Rephasing Hydraulic Cylinder Change	7-1
	Cross Reference Matrix For Model 9650FH FC	7-2
	Cylinder Assembly Rephase 3-1/2 x 10 (Prince)	7-3
	Cylinder Assembly Rephase 3-1/2 x 10 (Prince)	7-4

Cylinder Assembly Rephase 3-1/2 x 10 (Midway) 7-5
 Cylinder Assembly Rephase 3-1/2 x 10 (Midway) 7-6
 Cylinder Assembly 3-3/4 x 10, Rephase 7-7
 Cylinder Assembly 3-3/4 x 10, Rephase 7-8
 Cylinder Assembly 4 x 10, Rephase 7-9
 Cylinder Assembly 4 x 10, Rephase 7-10
 Cylinder Assembly 4-1/2 x 30 7-11
 Cylinder Assembly 4 x 16 7-12

8 Electrical

Electrical Assembly W/LED Lights 8-1

9 Decals

Decals 9-1

10 Attachments

4 Row Coil Tine Harrow Layout 10-1
 Coil Tine Harrow Assembly 10-3
 Coil Tine Harrow Assembly W/Stop 10-5
 4 Row Coil Tine Harrow Assembly 10-7
 3 Row Tine and Reel Harrow Layout 10-9
 3 RCT and Flat Reel Layout 10-11
 Tine and Reel Arm Assembly 10-13
 3 Row Coil Tine Harrow Assembly 10-15
 5 Row Spike Harrow Layout 10-17
 Arm Assembly 5 Row Spike Harrow 10-19
 Arm Assembly 5 Row Spike Harrow W/Tray 10-21
 3 Row Spike and Reel Layout 10-23
 Reel Assembly 10-25
 3 RSD and Flat Reel Layout 10-27
 Flat Reel Assembly 10-29
 Spike Bar Assembly, 9 SP 10-31
 Arm Assembly 3RSD 10-33
 Arm Assembly 3RSD W/O Spring 10-35
 Arm Assembly 3RSD W/Tray 10-37
 Rear Tow Hitch Assembly 10-41

11 Glossary

Frame Assemblies Center

Center Frame Assembly

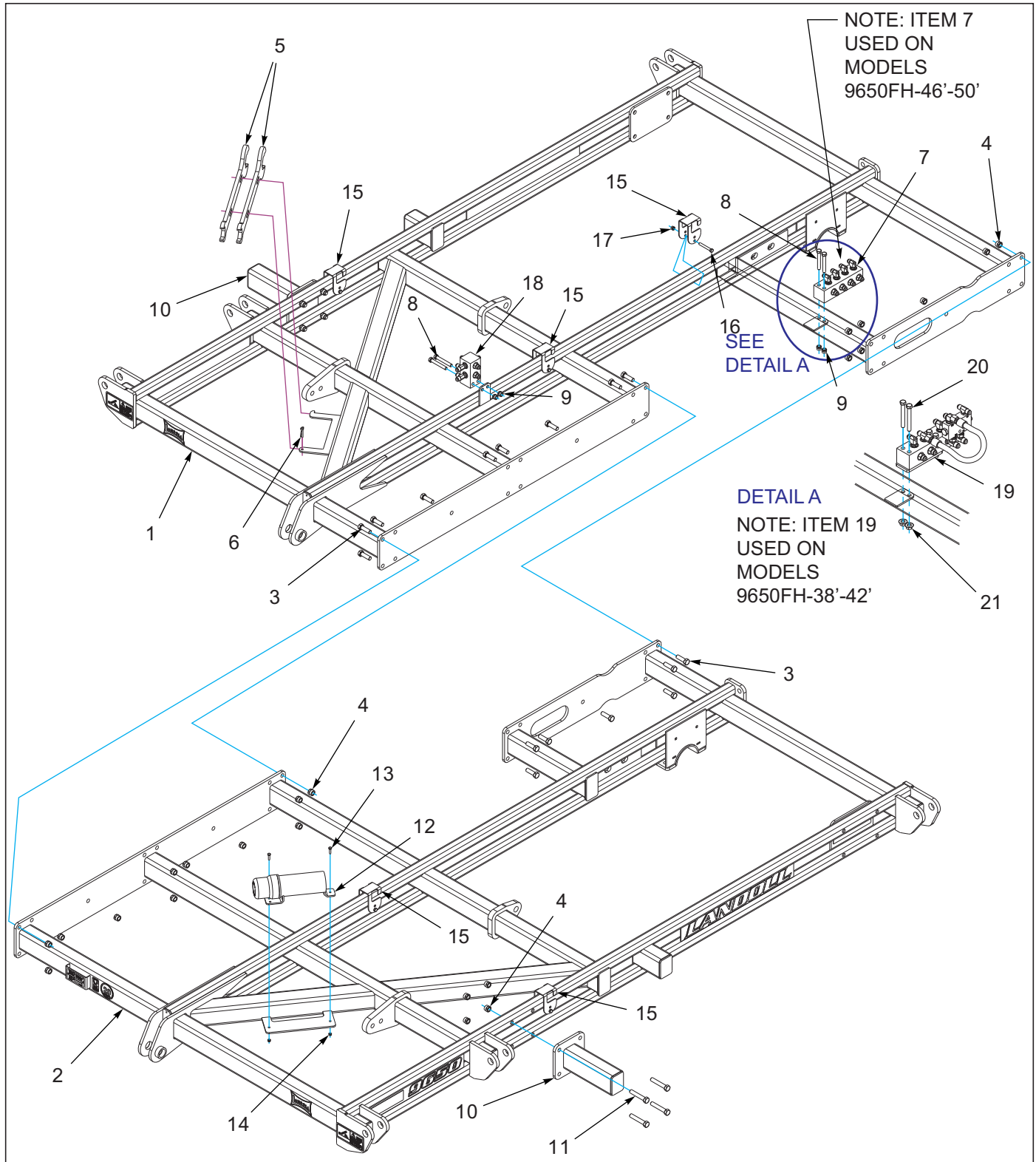


Figure 1-1: Center Frame Assembly

Center Frame Assembly

ITEM	PART NUMBER	DESCRIPTION	QTY.
1	164215	FRAME WLDMT RH CENTER 12-1/2'	1
2	164216	FRAME WLDMT LH CENTER 12-1/2'	1
3	1-654-010059-05	SCREW,HEX CAP,5/8-11UNCX2 GR5	23
4	1-512-010005-13	NUT,HEX SLFLKG GRB 5/8-11	31
5	141109	WRENCH, ADJUSTMENT	2
6	70239854	PIN QUICK HITCH	1
7	166252	MANIFOLD ASSY LIFT/FOLD	1
8	1-654-010055-11	SCREW,HX CP 1/2-13UNCX3-1/2	4
9	1-512-010005-09	NUT,HEX,SLFLKG, 1/2-13 GRB	4
10	164200	EXTENSION, SHANK 12"	2
11	1-654-010059-11	SCREW,HX CP 5/8-11UNCX3.5GR5	8
12	150076	MANUAL TUBE (4-1/4"ID)	1
13	1-654-010047-06	SCREW,HX CP 1/4-20UNCX1 GR5	2
14	1-512-010005-01	NUT,HEX,SLFLKG GRB 1/4-20	2
15	164295	CLAMP, HOSE	5
16	1-654-010051-12	SCREW,HEX CAP,3/8-16UNCX2-3/4	5
17	1-512-010005-05	NUT, HEX, SLFLKG GRB 3/8-16	5
18	172664	MANIFOLD ASSY, FOLD	1
19	231469	MANIFOLD ASSY, CULTIVATOR	1
20	1-654-010055-13	SCREW,HEX CAP,1/2-13UNCX4 GR5	2
21	172509	NUT,1/2-13 WIDE FLNG TOP LCK F	2

Center Frame Lift Assembly

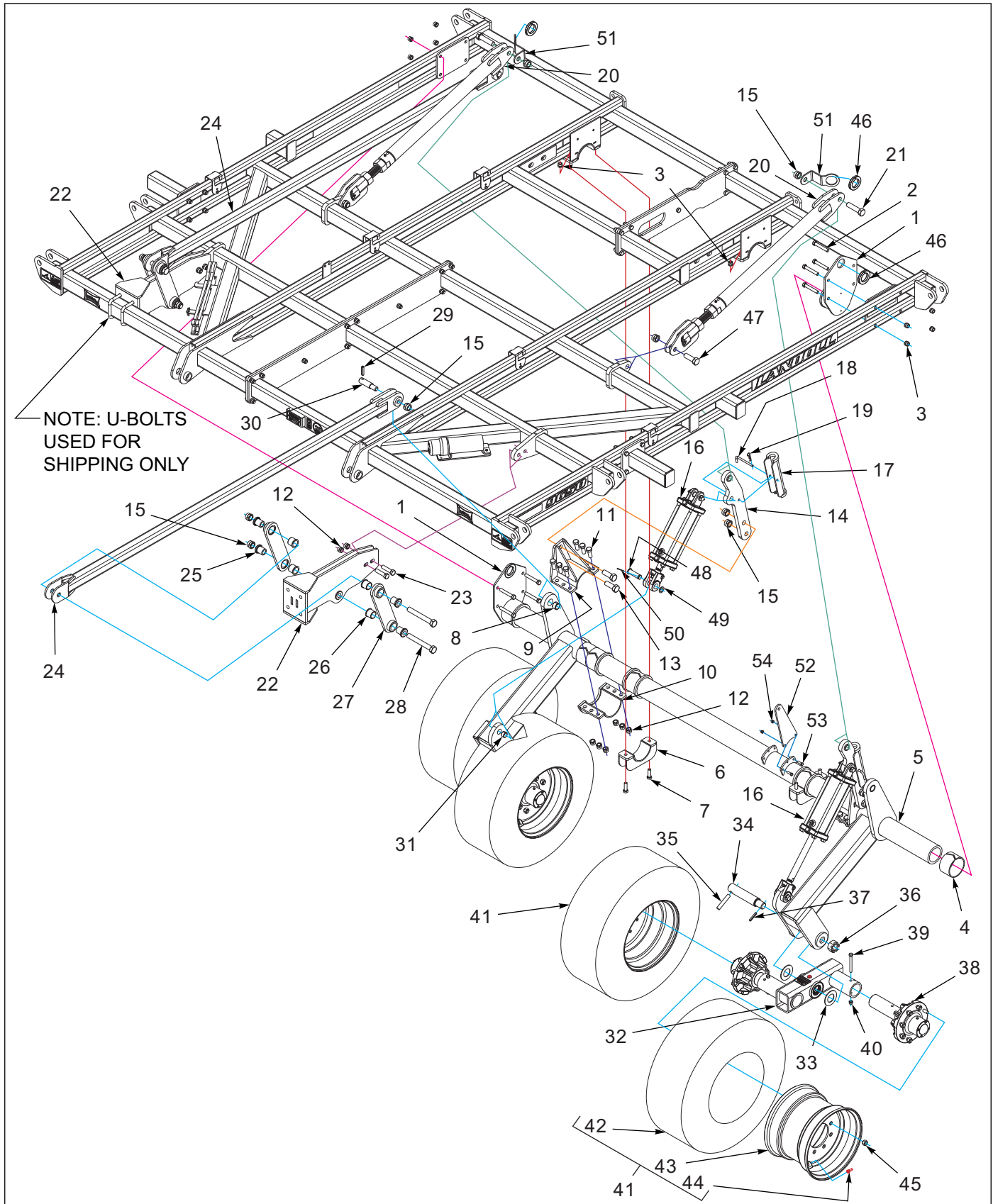


Figure 1-2: Center Frame Lift Assembly

Center Frame Lift Assembly

ITEM	PART NUMBER	DESCRIPTION	QTY.
1	162845	BEARING CAP 4-1/2 WLDMT	2
2	1-654-010059-13	SCREW HEX CAP 5/8-11X4UNC GR5	8
3	1-512-010005-13	NUT,HEX SLFLKG GRB 5/8-11	12
4	164175	BEARING UHMW 4-1/2X3W	6
5	227689	LIFT, CENTER 12-1/2' WLDMT	1
6	164186	MOUNT, LIFT BEARING WLDMT	2
7	1-654-010059-05	SCREW,HEX CAP,5/8-11UNCX2 GR5	4
8	2-150-010174	BUSHING,1-5/8X1-1/4X1	2
9	227646	BEARING, HOUSING WLDMT	2
10	227648	CLAMP, BEARING WLDMT	2
11	1-654-010061-05	SCREW,HHC,3/4-10UNCX2,GR5,ZP	12
12	1-512-010005-15	NUT,HEX,SLFLKG GRB 3/4-10	14
13	1-654-010065-08	SCREW,HX CP 1-8UNC X 2-3/4GR5	2
14	161531	ARM, CYLINDER	2
15	1-512-010005-19	NUT 1-8 HEX SLF-LOCKING GRB	14
16	247547	CYLINDER, 4X10, REPHASE (AFTER 04-15-2024) (SEE PAGE 7-9)	2
16	140470	CYLINDER 4X10 REPHASE (BEFORE 04-15-2024) (SEE PAGE 7-10)	2
17	141274	LOCKOUT, 1-3/8 ROD X 10 WLDMT	2
18	104358	L PIN,CYL STOP	2
19	1-557-010403	HAIRPIN 1/8	2
20	227645	ASSY, RAD ROD (SEE PAGE 1-8)	2
21	1-654-010065-13	SCREW, HX CP 1-8UNC X 4 GR5	2
22	227631	MOUNT, GAUGE WHEEL EXT WLDMT	2
23	1-654-010061-09	SCREW HX CP 3/4-10UNCX3 GR5	4
24	224697	LIFT TUBE, GAUGE WHEEL WLDMT	2
25	227640	BUSHING, GAUGE WHEEL	8
26	140599	BEARING, FLANGE 1-1/2"	8
27	227637	LINK, GAUGE WHEEL WLDMT	4
28	100856	SCREW,HHCS,1-8X7-1/2 GR5	4
29	141251	SPRING PIN,SLOTTED 1/2X2-1/4	2
30	193754	PIN, 1-1/4 X 2-3/4, STEP	2
31	2-150-010008	BUSHING 1-1/4ODX1IDX1 STEEL	2
32	198346	WALKING BEAM ASSY 3" (SEE PAGE 1-7)	2
33	171070	WASHER, THRUST 2	4
34	164277	SPINDLE, WALKING BEAM	2
35	156992	PIN, WALKING BEAM SPINDLE	2
36	119118	NUT 1-1/2-12UNF HEX SLOTTEDZP	2
37	127712	PIN SPRING SLOTTED 3/8X2-1/4	2
38	223440	ASSY, 8 BOLT HUB & SPINDLE (SEE PAGE 1-9)	4
39	1-654-010055-14	SCREW,HX CP,1/2-13UNCX4-1/2G5	4
40	1-512-010005-09	NUT,HEX,SLFLKG, 1/2-13 GRB	4
41	171010	TIRE & WHEEL ASSY,380/55RX16.5 (INCLUDES ITEMS 42-44) (BEFORE 02/03/2022)	4
41	228255	BKT TIRE & WHL ASSY, 340/65R18 (INCLUDES ITEMS 42-44) (AFTER 02/03/2022)	4
42	165236	TIRE 380/55R 16.5 IMP (USED WITH 171010)	4
42	228256	BKT TIRE 340/65R 18 IMP (USED WITH 228255)	4
43	171011	WHEEL, 8 BOLT (USED WITH 171010)	4
43	228257	WHEEL, 8 BOLT, POS 1.13 OFFSET (USED WITH 228255)	4

Center Frame Lift Assembly

ITEM	PART NUMBER	DESCRIPTION	QTY.
44	TR575	VALVE STEM TUBELESS TIRE	4
45	102600	NUT,WHEEL BOLT, 5/8	4
46	1-822-010001	TRIM 1350 3/8BLK FINE PEBBLE (CUT TO LENGTH)	
47	3J608	SCREW, HX CP 1-8UNC X 3 GR5	2
48	229565	CLEVIS PIN, Ø1" HARDEN, MIDWAY	2
49	117957	MACHINERY BUSHING,ZINC PLATED	2
50	W932022-4	COTTER PIN 1/8 X 2-1/2	2
51	235339	MOUNT, HYD HOSE	2
52	164124	MOUNT, DEPTH CONTROL	1
53	1-654-010051-06	SCREW,HEX CAP 3/8-16UNCX1-1/4	2
54	1-512-010005-05	NUT, HEX, SLFLKG GRB 3/8-16	2

Walking Beam Assembly

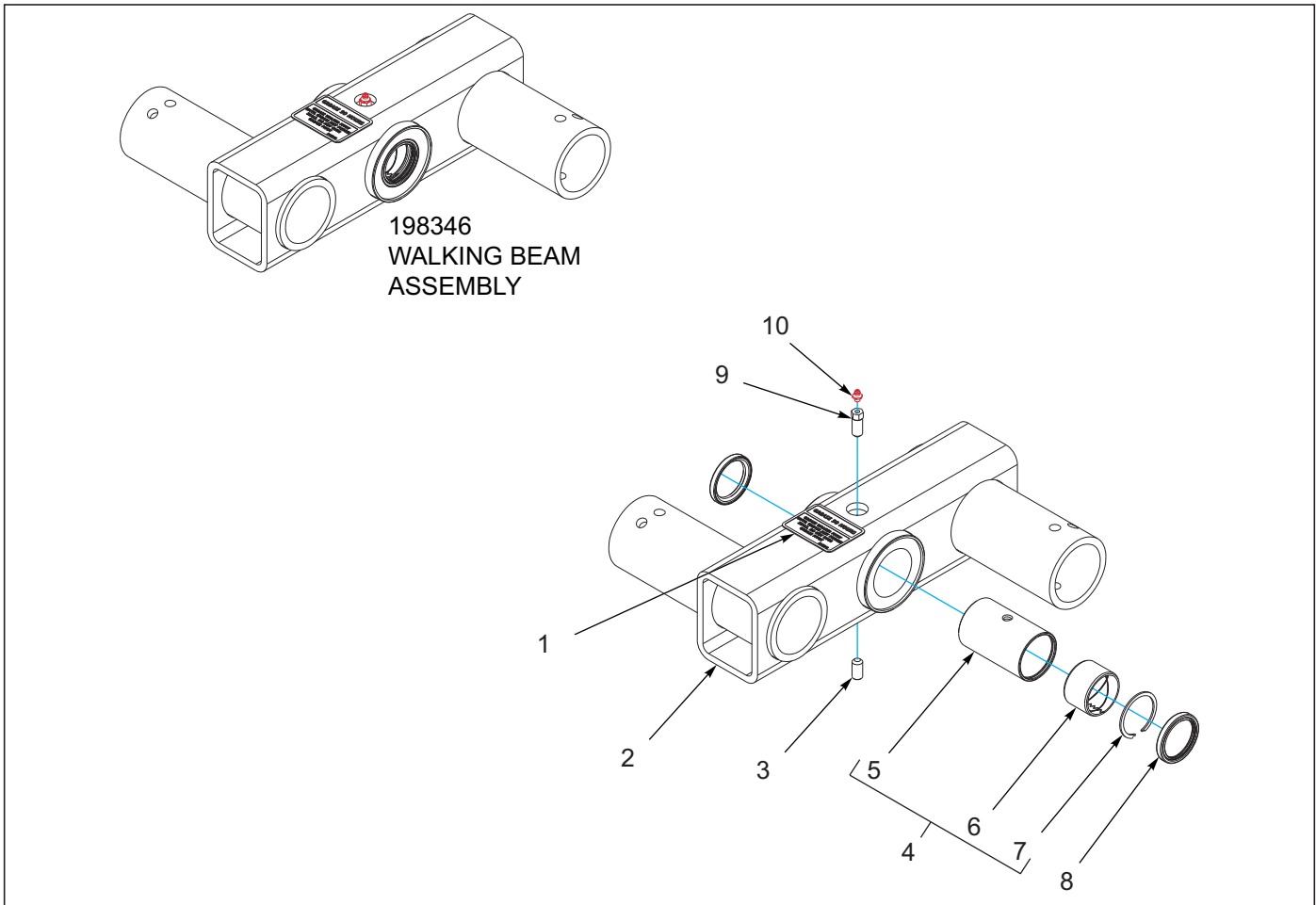


Figure 1-3: Walking Beam Assembly

Walking Beam Assembly

ITEM	PART NUMBER	DESCRIPTION	QTY.
--	198346	WALKING BEAM ASSY 3"	
1	215341	DECAL, GREASE WALKER	1
2	198347	WALKING BEAM WLDMT 3"	1
3	15G816ER	SCREW SET SOC HD CPPT.5-13X1	1
4	228187	ASSY, PIVOT 2 X 4 CONNEX (INCLUDES 5-7)	1
5	228190	BUSHING, 2X4 W/ SNAP RING	1
6	130052	BUSHING, SPRING 2-1/4X2X1-1/2	2
7	228193	SNAP RING, INTERNAL - 2-1/4	2
8	198322	SEAL, V17, DOUBLE LIP 2"	2
9	212046	SCREW, SET FOR ZERK	1
10	1-298-010001-1	ZERK FITTING 1/4 SAE	1

Radius Rod Assembly

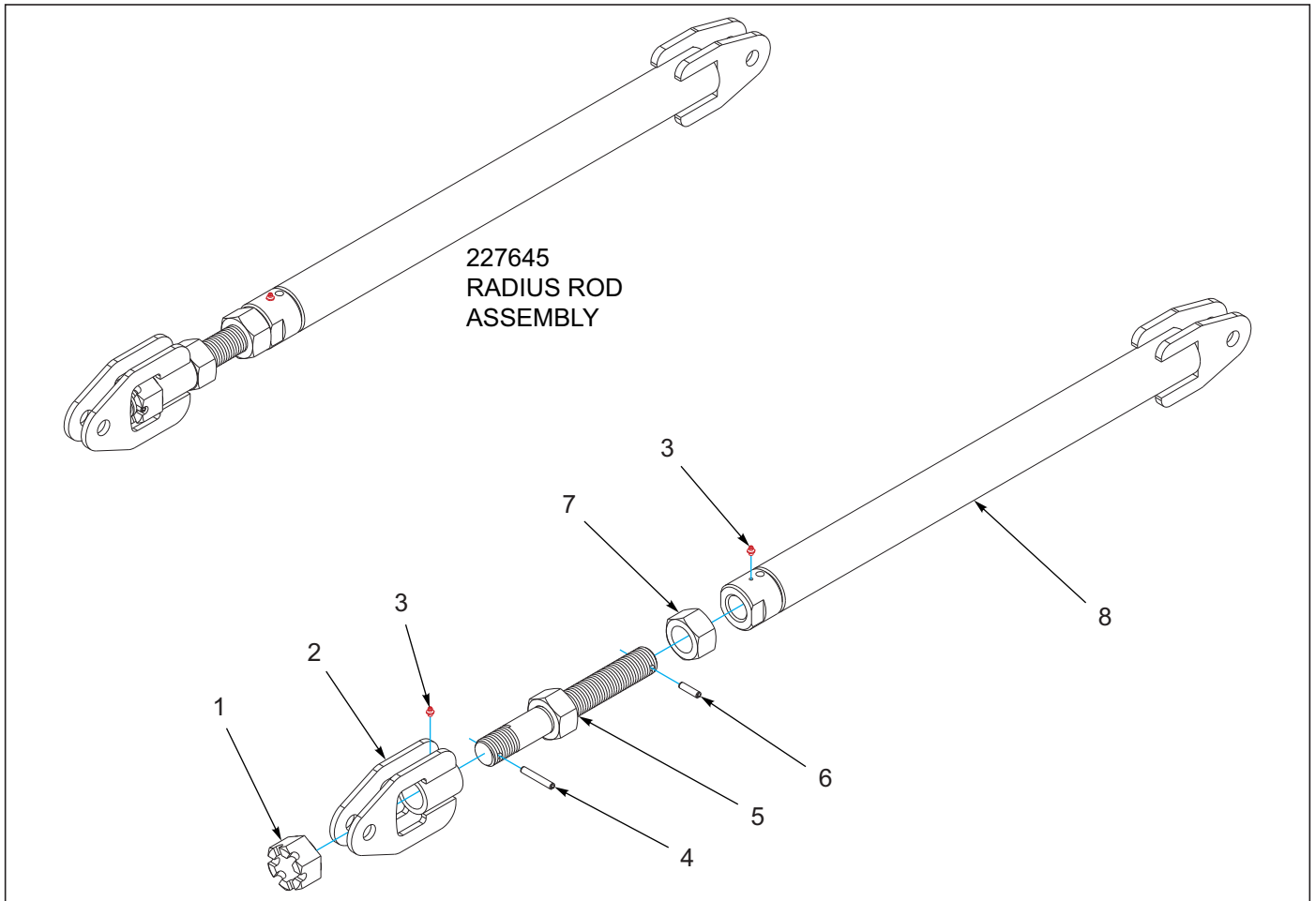


Figure 1-4: Radius Rod Assembly

Radius Rod Assembly

ITEM	PART NUMBER	DESCRIPTION	QTY.
--	227645	ASSY, RAD ROD	
1	23085	NUT HEX SLOTTED 1 3/4-5	1
2	227675	MOUNT, LIFT ARM WLDMT	1
3	1-298-010001-1	ZERK FITTING 1/4 SAE	2
4	1-647-010004257	PIN,SPRING,SLOTTED 3/8X2-1/2	2
5	227679	SCREW, ADJUSTMENT WLDMT	1
6	0600-375-01500	PIN ROLL 3/8X1-1/2	1
7	159954	NUT HEX 1-3/4-5UNC GR2	1
8	227680	TUBE, RAD ROD WLDMT	1

Hub and Spindle Assembly, 8 Bolt

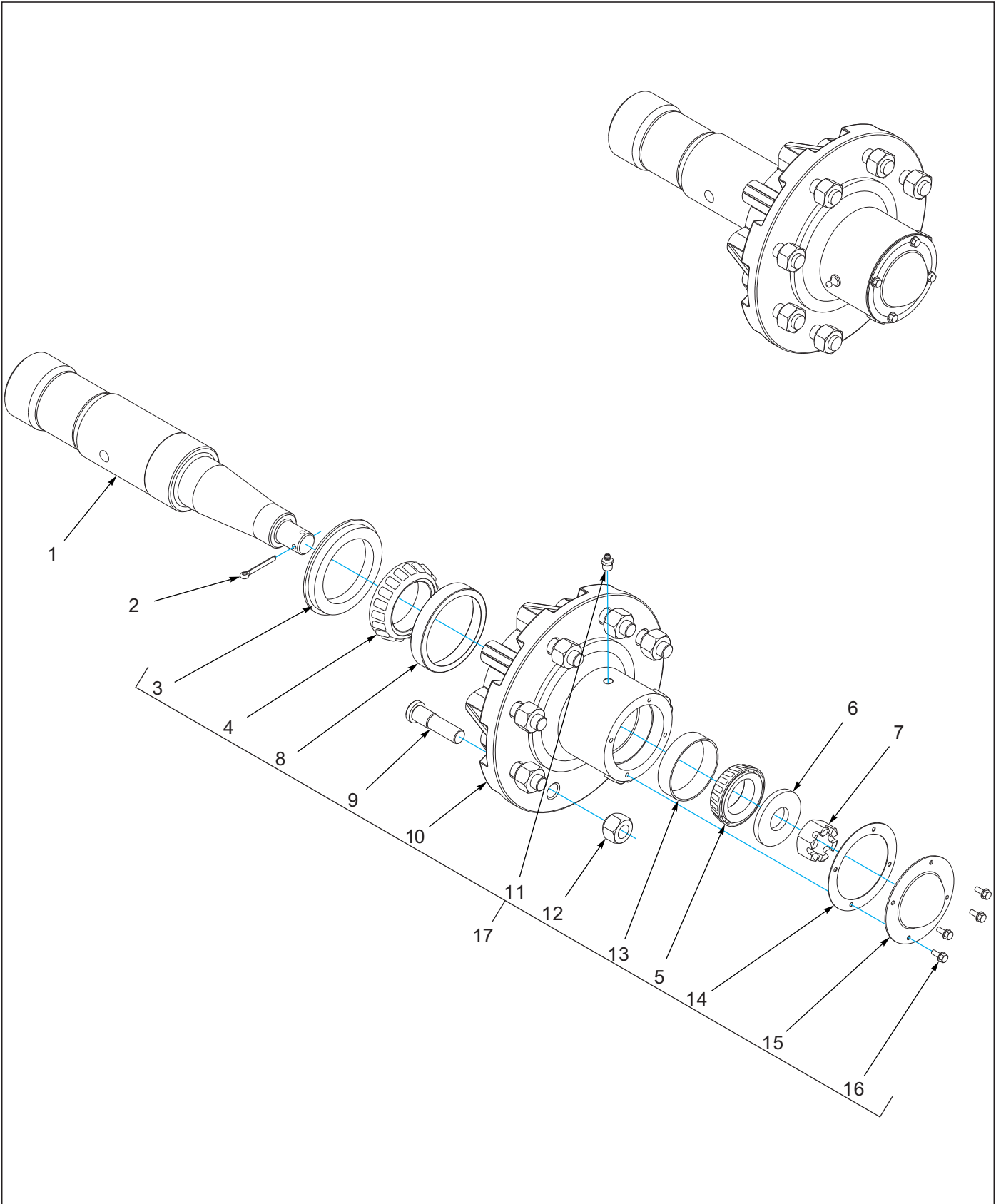


Figure 1-5: Hub and Spindle Assembly, 8 Bolt

Hub and Spindle Assembly,8 bolt

ITEM	PART NUMBER	DESCRIPTION	QTY.
--	223440	ASSY, 8 BOLT HUB & SPINDLE	
1	156973	SPINDLE 3 X 16-1/2	1
2	1-557-010362-51	PIN, COTTER 3/16X1-1/2	1
3	193089	SEAL, PURGABLE 4 OD X 3 ID	1
4	156979	CONE BEARING - 387AS	1
5	102498	BEARING CONE, OUTER, 1.625	1
6	1-861-010005	WASHER, SPINDLE 1	1
7	1-516-010001-20	NUT, HX SLOT 1-14	1
8	111962	OUTER BEARING CUP L20HD#382A	1
9	4001060	HUB 75-8 BOLTS 5/8-18 STUD	8
10	223435	HUB ASSY W/ CUPS,GASKET,CAP (INCLUDES ITEMS 8, 9, 11-16)	1
11	5000	ZERK FITTING 1/8NPT	1
12	102600	NUT,WHEEL BOLT, 5/8	8
13	102604	BEARING CUP, OUTER	1
14	223439	GASKET, DUST CAP	1
15	223437	DUST CAP, BOLT ON	1
16	223438	SCREW, 10-32X1/2 HEX FLANGE	4
17	168859	HUB ASSY, EIGHT BOLT (INCLUDES ITEMS 3-5, 8-16) (SERVICE KIT ONLY)	

Hitch Assemblies

Hitch Assembly

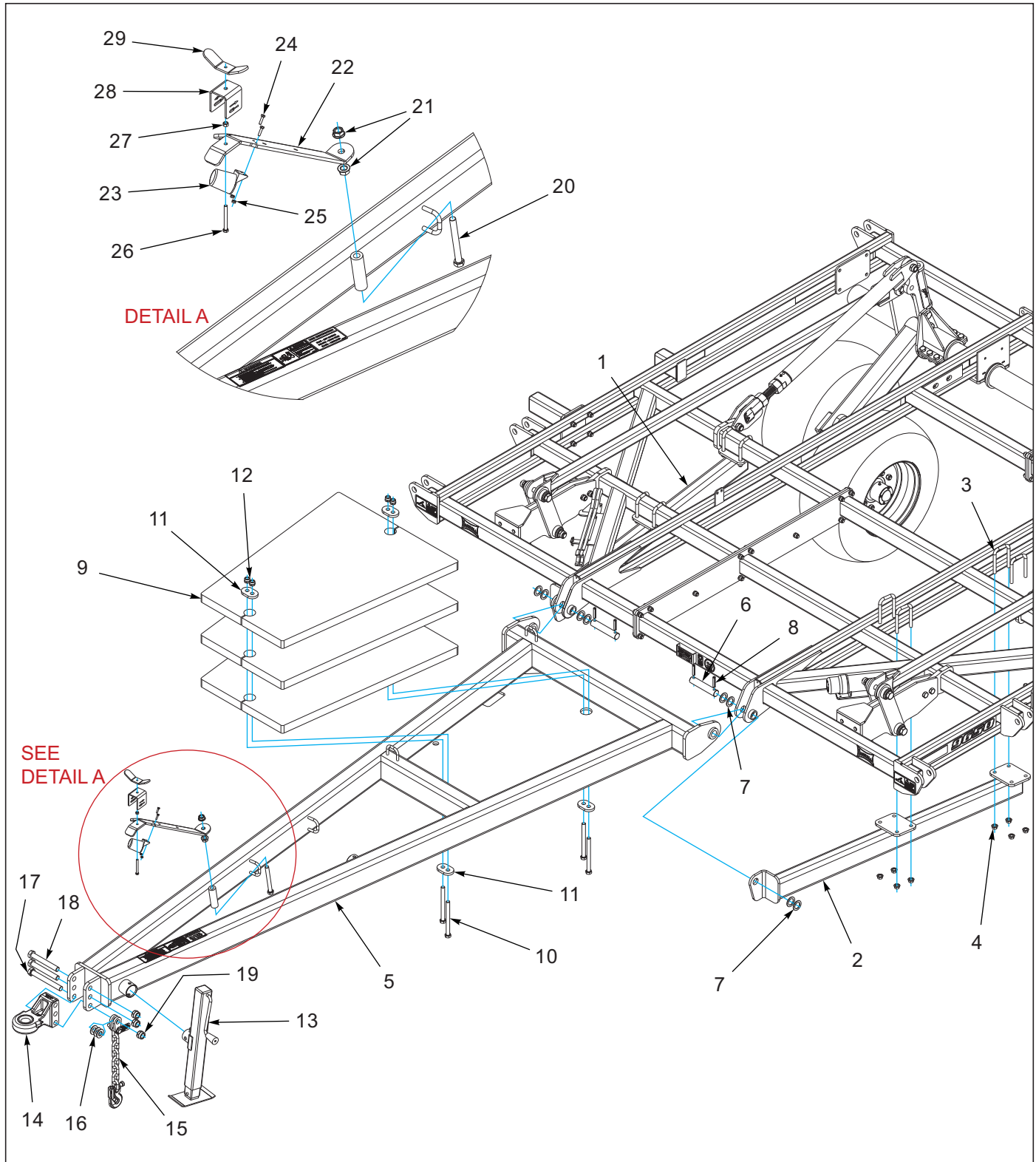


Figure 2-1: Hitch Assembly

Hitch Assembly

ITEM	PART NUMBER	DESCRIPTION	QTY.	
--	227656	HITCH ASSY, CAT IV FH	*	
--	231482	HITCH ASSY, CAT V FH	*	
1	227686	BRACE, HITCH RIGHT WLDMT	1	1
2	227687	BRACE, HITCH LEFT WLDMT	1	1
3	2-102-010054	U-BOLT	8	8
4	1-512-010005-13	NUT,HEX SLFLKG GRB 5/8-11	16	16
5	227657	HITCH, CULTIVATOR WLDMT	1	1
6	2P377	PIN, 1.44 X 7.25 H2	2	2
7	170258	BUSHING, MACHINE 1-1/2 X 10 GA	8	8
8	172802	PIN SPRING SLOTTED 1/2X2-1/2	4	4
9	227665	PLATE, WEIGHT HITCH	3	3
10	1-654-010061-22	SCREW,HEX CAP,3/4-10UNCX8-1/2	4	4
11	176766	PLATE, WEIGHT LOCK	4	4
12	1-512-010005-15	NUT,HEX,SLFLKG GRB 3/4-10	4	4
13	140647	JACK, SIDE WIND 7000/8000 LB	1	1
14	189451	HITCH, BALL CAT IV 3-HOLE	1	--
14	177032	HITCH, BALL CAT V	--	1
15	156950	SAFETY CHAIN, 41,000 LB	1	1
16	1-861-010032-24	WASHER FL 1IN NARROW ZP	3	3
17	1-654-010125-22	SCREW HX CP 1-8UNCX8-1/2G8ZP	1	1
18	153696	BOLT, HITCH CLEVIS	2	2
19	1-512-010005-19	NUT 1-8 HEX SLF-LOCKING GRB	3	3
20	1-654-010061-19	SCREW,HX CP 3/4-10UNCX7 GR5	1	1
21	103841	NUT,FLG,LNK,SERRATED 3/4-10UNC	2	2
22	200829	BRACKET, HOSE HOLDER	1	1
23	2-368-010287	HARNES, STOR-A-WAY	1	1
24	1-654-010047-06	SCREW,HX CP 1/4-20UNCX1 GR5	2	2
25	1-512-010005-01	NUT,HEX,SLFLKG GRB 1/4-20	2	2
26	141807	SCREW 3/8-16UNCX3-1/2 ALLTHRD	1	1
27	1-512-010007-07	NUT, HEX 3/8-16 GR2 ZP	1	1
28	141247	CLAMP, HOSE HOLDER	1	1
29	141249	WING NUT, HOSE HOLDER	1	1

Ball and Clevis Hitches

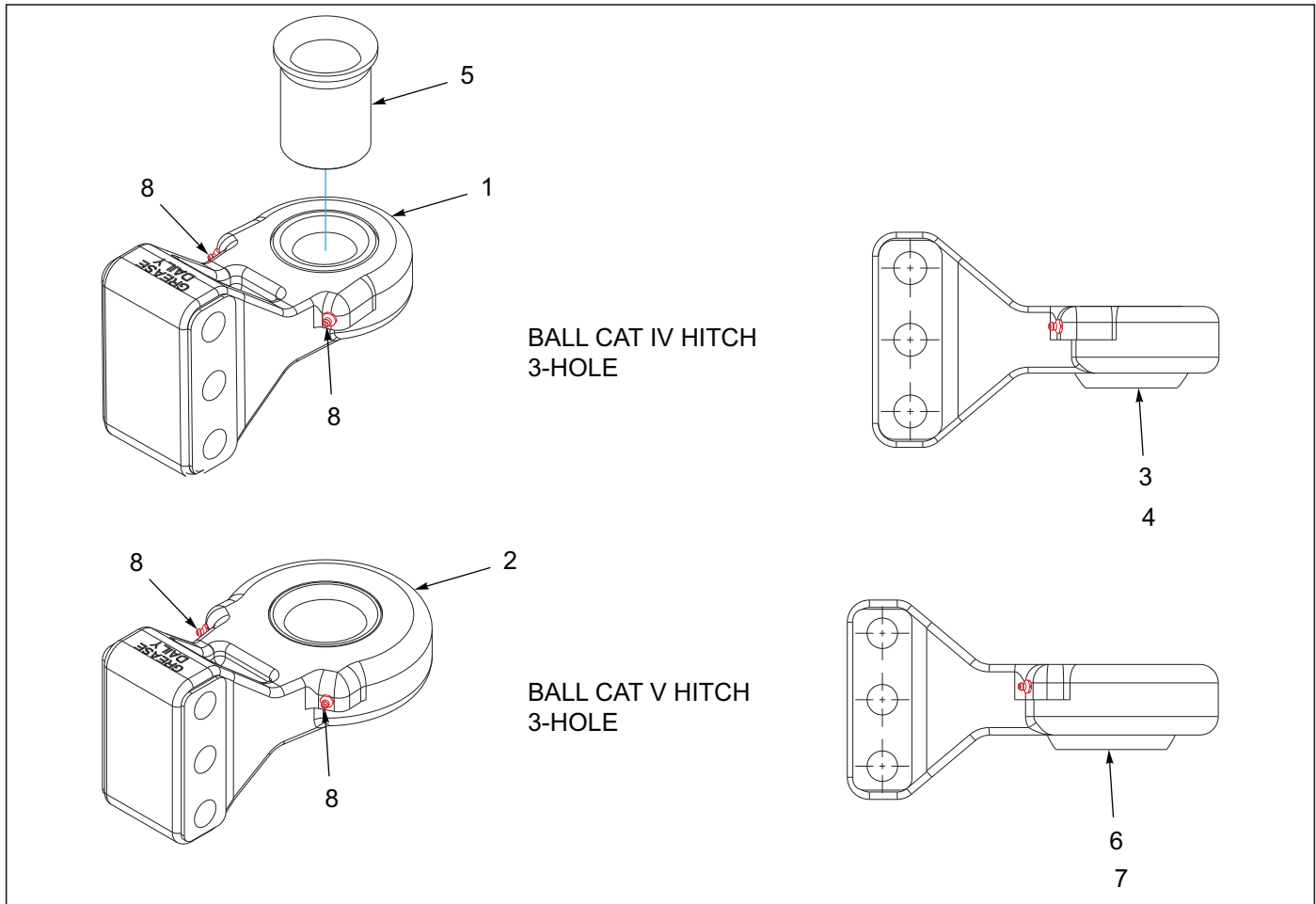


Figure 2-2: Ball and Clevis Hitches

Ball and Clevis Hitches

ITEM	PART NUMBER	DESCRIPTION	QTY.
1	189451	HITCH, BALL CAT IV 3-HOLE (INCLUDES ITEMS 3, 8)	1
2	177032	HITCH, BALL CAT V (INCLUDES ITEMS 6, 8)	1
3	189454	BUSHING, SPHERICAL 2 ID (STANDARD)	1
4	189453	BUSHING, SPHERICAL 1-1/2 ID (OPTIONAL)	1
5	189455	BUSHING, FLANGED 2OD X 1-1/2ID (OPTIONAL)	1
6	189468	BUSHING, SPHERICAL 2-3/4 ID (STANDARD)	1
7	189467	BUSHING, SPHERICAL 2 ID (OPTIONAL)	1
8	1-298-010001-1	ZERK FITTING 1/4 SAE	1

Jack Assembly

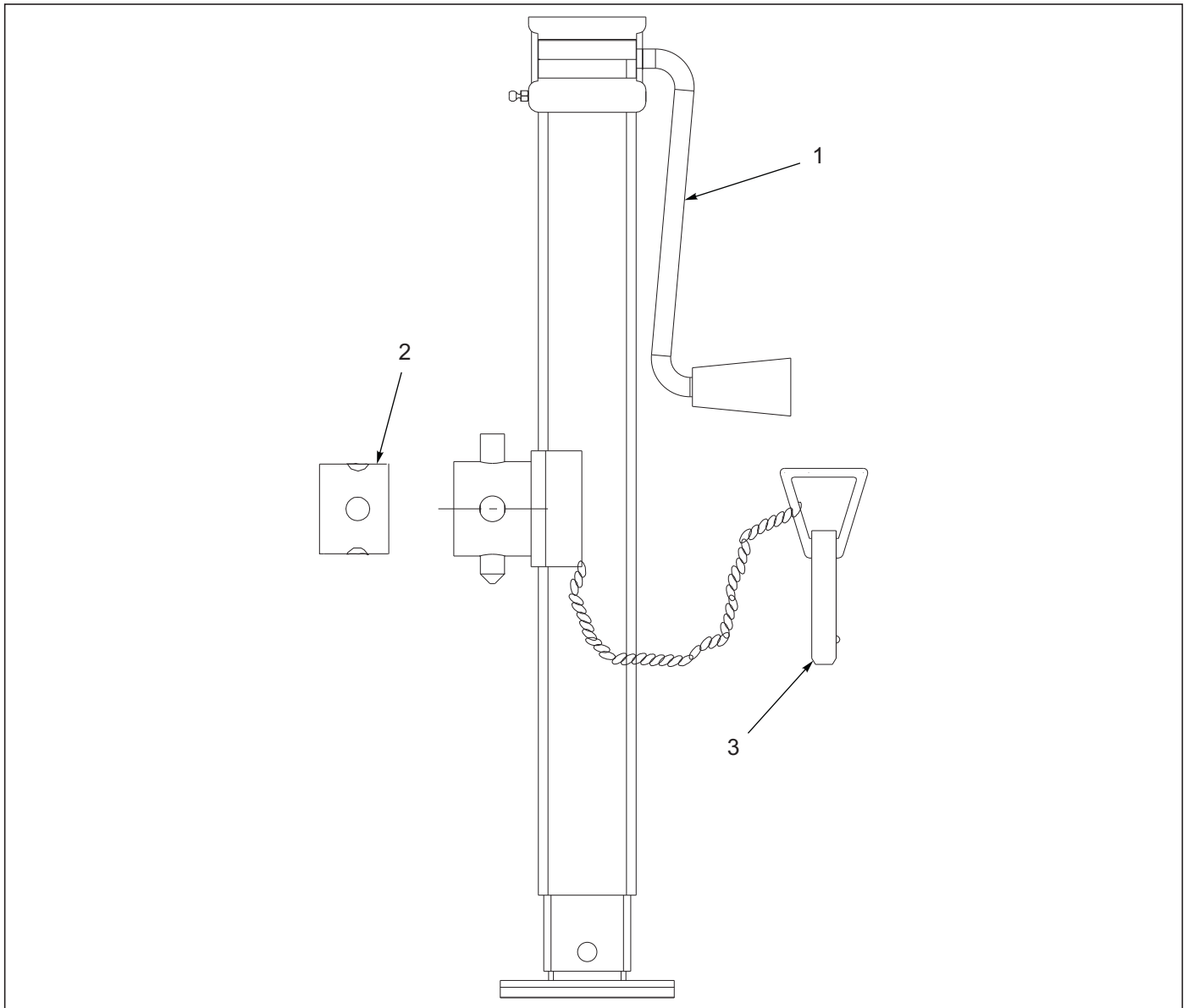


Figure 2-3: Jack Assembly

Jack Assembly

ITEM	PART NUMBER	DESCRIPTION	QTY.
--	140647	JACK, SIDEWIND 7000LB	
1	500171	HANDLE FOR JACK	1
2	141250	TUBE, RD, JACK MOUNT (WELD TO IMPLEMENT FRAME)	1
3	142194	5/8" PIN	1

Frame Assemblies Wing

8' Inner Wing Assembly 9650FH-38'-42'

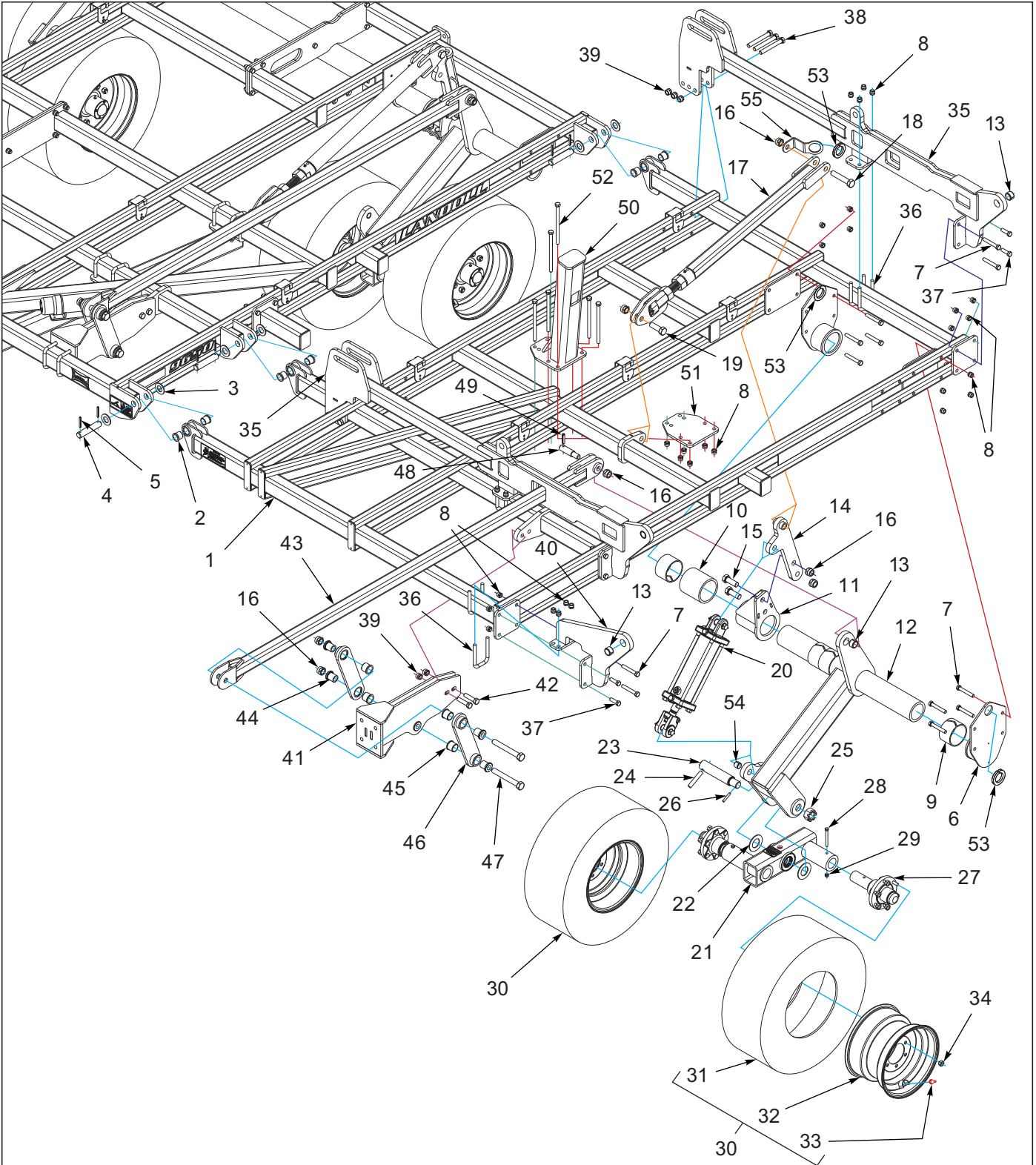


Figure 3-1: 8' Inner Wing Assembly 9650FH-38'-42'

8' Inner Wing Assembly 9650FH-38'-42'

ITEM	PART NUMBER	DESCRIPTION	QTY.
1	166186	FRAME WLDMT WING LEFT 8' (SHOWN)	1
1	166185	FRAME WLDMT WING RIGHT 8'	1
2	168787	BEARING, FLANGE 1-1/4 X 1-3/8L	12
3	116100	WASHER 1-1/4 NAR FL ZP/CD	12
4	141244	PIN, FOLD	6
5	1-647-010004240	PIN,SPRING,SLOTTED,5/16X2-1/2	12
6	162845	BEARING CAP 4-1/2 WLDMT	4
7	1-654-010059-13	SCREW HEX CAP 5/8-11X4UNC GR5	24
8	1-512-010005-13	NUT,HEX SLFLKG GRB 5/8-11	48
9	164175	BEARING UHMW 4-1/2X3W	8
10	166156	SPACER, BEARING HOUSING	2
11	164256	BEARING, HOUSING WLDMT	2
12	232437	LIFT, WING LEFT WLDMT (SHOWN)	1
12	232436	LIFT, WING RIGHT WLDMT	1
13	2-150-010174	BUSHING,1-5/8X1-1/4X1	4
14	232434	ARM, CYLINDER WLDMT	2
15	1-654-010065-08	SCREW,HX CP 1-8UNC X 2-3/4GR5	4
16	1-512-010005-19	NUT 1-8 HEX SLF-LOCKING GRB	14
17	232432	ASSY, RAD ROD	2
18	1-654-010065-15	SCREW HX CP 1-8UNCX5 GR5	2
19	3J608	SCREW, HX CP 1-8UNC X 3 GR5	4
20	247546	CYLINDER, 3-3/4 X 10, REPHASE (AFTER 05-10-2024) (SEE PAGE 7-7)	2
20	140471	CYLINDER 3-3/4X10 REPHASE (BEFORE 05-10-2024) (SEE PAGE 7-8)	2
21	199362	WALKING BEAM ASSY 2-1/4 MF (SEE PAGE 3-16)	2
22	171070	WASHER, THRUST 2	4
23	164277	SPINDLE, WALKING BEAM	2
24	156992	PIN, WALKING BEAM SPINDLE	2
25	119118	NUT 1-1/2-12UNF HEX SLOTTEDZP	2
26	127712	PIN SPRING SLOTTED 3/8X2-1/4	2
27	164352	HUB ASSY, 6BOLT 2-1/4 SPINDLE (SEE PAGE 3-19)	4
28	141809	SCREW HX CP7/16-14UNC X 4 GR5	4
29	101988	NUT,HEXSLF-LKG 7/16-14 GRB	4
30	142650	TIRE/WHEEL ASSY 280/70R15 (INCLUDES ITEMS 30-32)	4
31	204384	FIRESTONE RADIAL 280/70R15	4
32	140547	WHEEL, 15 X 10 LB 6 BOLT	4
33	415	VALVE STEM	4
34	210606	WHEEL NUT 9/16-18UNF	24
35	164355	MOUNT, INNER HINGE WLDMT	4
36	2-102-010054	U-BOLT	8
37	1-654-010059-05	SCREW,HEX CAP,5/8-11UNCX2 GR5	8
38	W908409-4	SCREW 3/4-10X6 HEX HD CAP	6
39	1-512-010005-15	NUT,HEX,SLFLKG GRB 3/4-10	10
40	162917	MOUNT WLDMT FOLD HINGE	2
41	227631	MOUNT, GAUGE WHEEL EXT WLDMT	2
42	1-654-010061-09	SCREW HX CP 3/4-10UNCX3 GR5	4
43	224697	LIFT TUBE, GAUGE WHEEL WLDMT	2
44	227640	BUSHING, GAUGE WHEEL	8
45	140599	BEARING, FLANGE 1-1/2"	8
46	227637	LINK, GAUGE WHEEL WLDMT	4

8' Inner Wing Assembly 9650FH-38'-42'

ITEM	PART NUMBER	DESCRIPTION	QTY.
47	100856	SCREW,HHCS,1-8X7-1/2 GR5	4
48	193754	PIN, 1-1/4 X 2-3/4, STEP	2
49	141251	SPRING PIN,SLOTTED 1/2X2-1/4	2
50	231454	STOP, WING FOLD WLDMT	2
51	231458	CLAMP PLATE, WING FOLD STOP	2
52	1-654-010059-24	SCREW HX CP 5/8-11UNCX9-1/2	12
53	1-822-010001	TRIM 1350 3/8BLK FINE PEBBLE (CUT TO LENGTH)	
54	2-150-010008	BUSHING 1-1/4ODX1IDX1 STEEL	2
55	235339	MOUNT, HYD HOSE	2

10' Inner Wing Assembly 9650FH-46'-50'

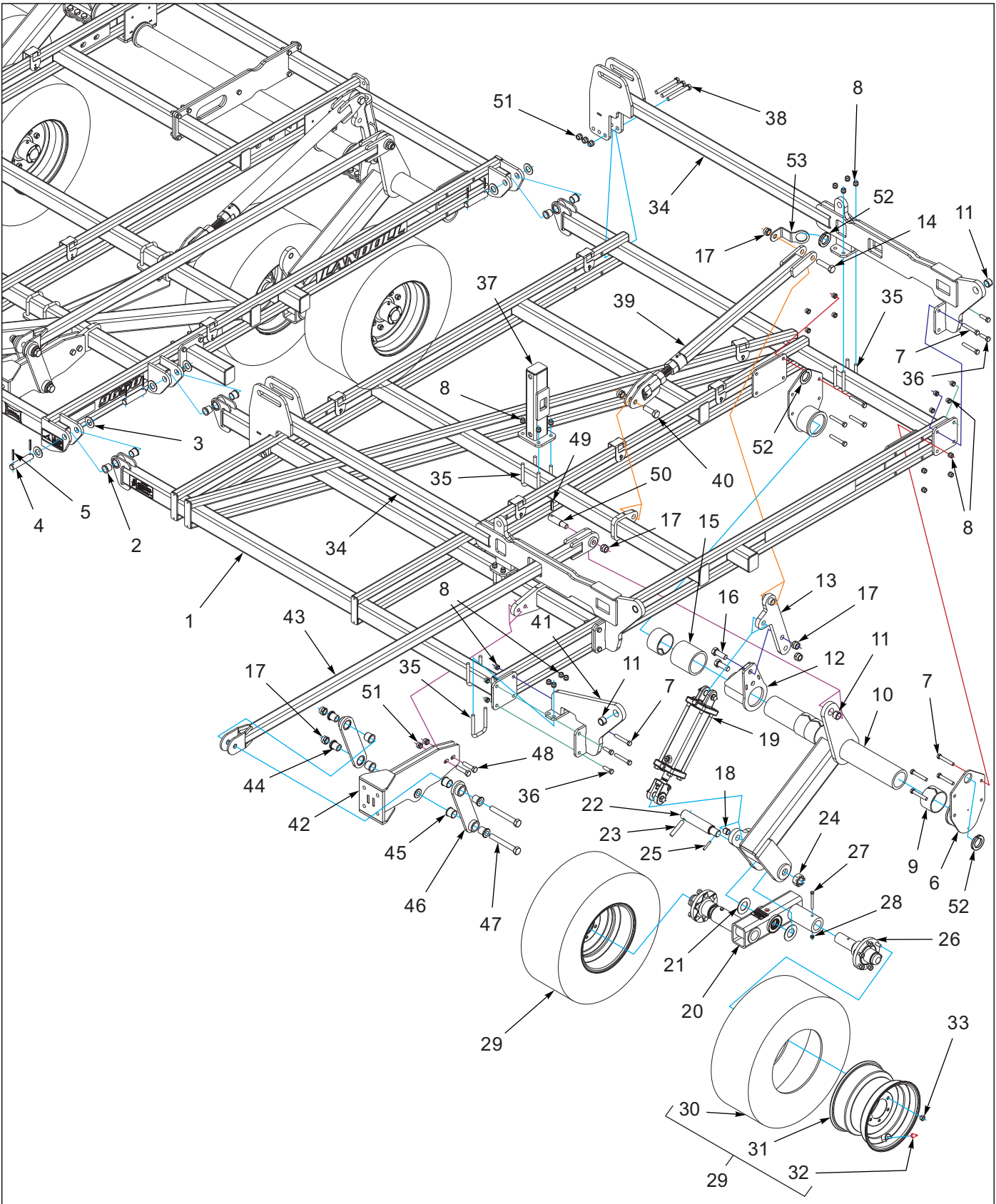


Figure 3-2: 10' Inner Wing Assembly 9650FH-46'-50'

10' Inner Wing Assembly 9650FH-46'-50'

ITEM	PART NUMBER	DESCRIPTION	QTY.
1	164220	FRAME WLDMT WING LEFT 10' (SHOWN)	1
1	164219	FRAME WLDMT WING RIGHT 10'	1
2	168787	BEARING, FLANGE 1-1/4 X 1-3/8L	12
3	116100	WASHER 1-1/4 NAR FL ZP/CD	12
4	141244	PIN, FOLD	6
5	1-647-010004240	PIN,SPRING,SLOTTED,5/16X2-1/2	12
6	162845	BEARING CAP 4-1/2 WLDMT	4
7	1-654-010059-13	SCREW HEX CAP 5/8-11X4UNC GR5	24
8	1-512-010005-13	NUT,HEX SLFLKG GRB 5/8-11	48
9	164175	BEARING UHMW 4-1/2X3W	8
10	232437	LIFT, WING LEFT WLDMT (SHOWN)	1
10	232436	LIFT, WING RIGHT WLDMT	1
11	2-150-010174	BUSHING,1-5/8X1-1/4X1	6
12	164256	BEARING, HOUSING WLDMT	2
13	232434	ARM, CYLINDER WLDMT	2
14	1-654-010065-15	SCREW HX CP 1-8UNCX5 GR5	2
15	166156	SPACER, BEARING HOUSING	2
16	1-654-010065-08	SCREW,HX CP 1-8UNC X 2-3/4GR5	4
17	1-512-010005-19	NUT 1-8 HEX SLF-LOCKING GRB	14
18	2-150-010008	BUSHING 1-1/4ODX1IDX1 STEEL	2
19	247546	CYLINDER, 3-3/4 X 10, REPHASE (AFTER 05-10-2024) (SEE PAGE 7-7)	2
19	140471	CYLINDER 3-3/4X10 REPHASE (BEFORE 05-10-2024) (SEE PAGE 7-8)	2
20	199362	WALKING BEAM ASSY 2-1/4 MF (SEE PAGE 3-16)	2
21	171070	WASHER, THRUST 2	4
22	164277	SPINDLE, WALKING BEAM	2
23	156992	PIN, WALKING BEAM SPINDLE	2
24	119118	NUT 1-1/2-12UNF HEX SLOTTEDZP	2
25	127712	PIN SPRING SLOTTED 3/8X2-1/4	2
26	164352	HUB ASSY, 6BOLT 2-1/4 SPINDLE	4
27	141809	SCREW HX CP7/16-14UNC X 4 GR5	4
28	101988	NUT,HEXSLF-LKG 7/16-14 GRB	4
29	142650	TIRE/WHEEL ASSY 280/70R15 (INCLUDES ITEMS 30-32)	4
30	204384	FIRESTONE RADIAL 280/70R15	4
31	140547	WHEEL, 15 X 10 LB 6 BOLT	4
32	415	VALVE STEM	4
33	210606	WHEEL NUT 9/16-18UNF	24
34	164184	MOUNT, INNER HINGE WLDMT	4
35	2-102-010054	U-BOLT	12
36	1-654-010059-05	SCREW,HEX CAP,5/8-11UNCX2 GR5	8
37	229041	SUPPORT, WING 17" WLDMT	2
38	W908409-4	SCREW 3/4-10X6 HEX HD CAP	6
39	232432	ASSY, RAD ROD (SEE PAGE 3-17)	2
40	3J608	SCREW, HX CP 1-8UNC X 3 GR5	4
41	162917	MOUNT WLDMT FOLD HINGE	2
42	227631	MOUNT, GAUGE WHEEL EXT WLDMT	2
43	224697	LIFT TUBE, GAUGE WHEEL WLDMT	2
44	227640	BUSHING, GAUGE WHEEL	8
45	140599	BEARING, FLANGE 1-1/2"	8
46	227637	LINK, GAUGE WHEEL WLDMT	4

10' Inner Wing Assembly 9650FH-46'-50'

ITEM	PART NUMBER	DESCRIPTION	QTY.
47	100856	SCREW,HHCS,1-8X7-1/2 GR5	4
48	1-654-010061-09	SCREW HX CP 3/4-10UNCX3 GR5	4
49	141251	SPRING PIN,SLOTTED 1/2X2-1/4	2
50	193754	PIN, 1-1/4 X 2-3/4, STEP	2
51	1-512-010005-15	NUT,HEX,SLFLKG GRB 3/4-10	10
52	1-822-010001	TRIM 1350 3/8BLK FINE PEBBLE (CUT TO LENGTH)	
53	235339	MOUNT, HYD HOSE	2

6' Outer Wing Assembly 9650FH-38'-42'

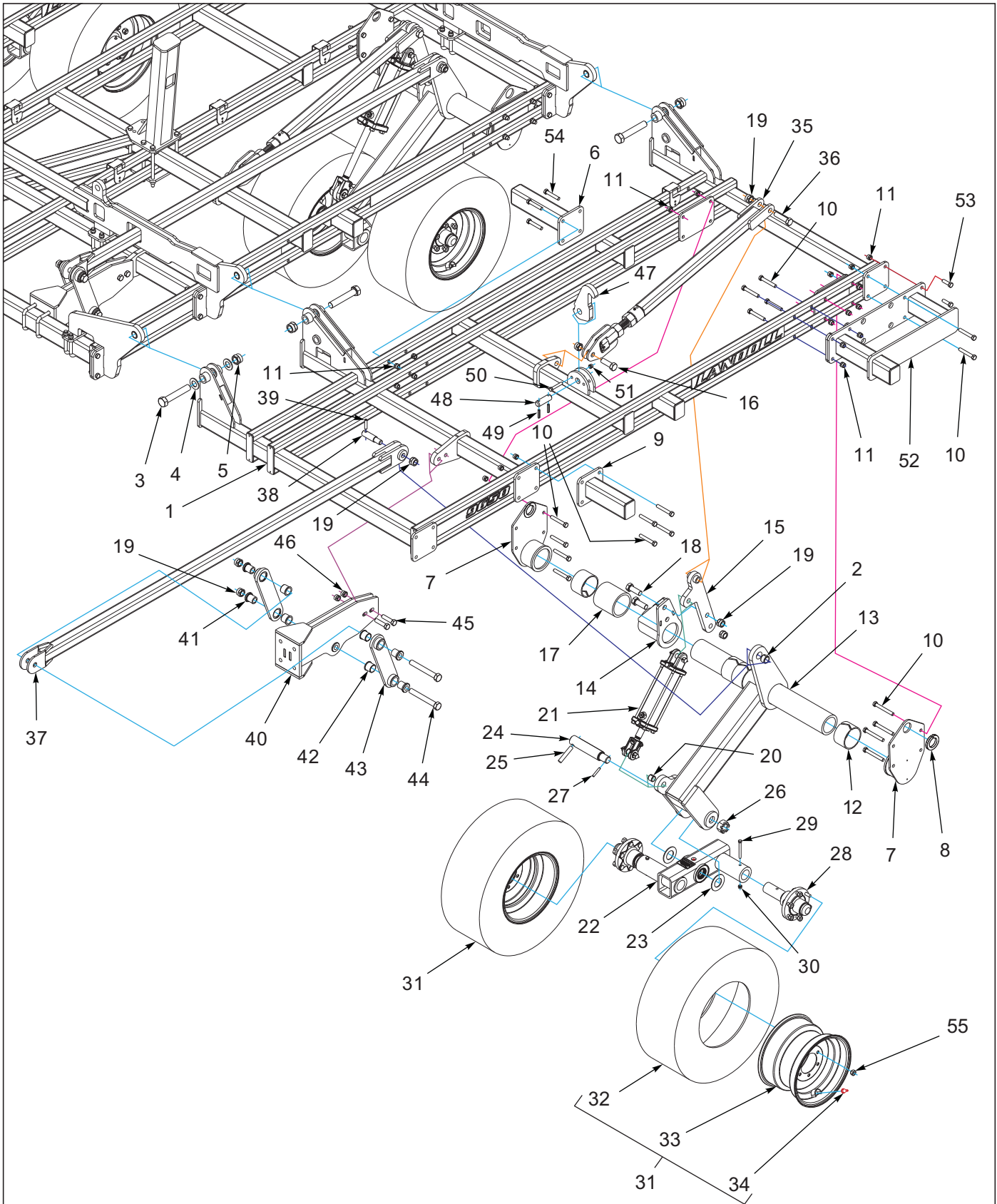


Figure 3-3: 6' Outer Wing Assembly 9650FH-38'-42'

6' Outer Wing Assembly 9650FH-38'-42'

ITEM	PART NUMBER	DESCRIPTION	QTY.
1	164351	FRAME WLDMT WING LEFT 6' (SHOWN)	1
1	164350	FRAME WLDMT WING RIGHT 6'	1
2	2-150-010174	BUSHING,1-5/8X1-1/4X1	2
3	100545	SCREW,CAP 1-1/4-7X7 GR5	6
4	116100	WASHER 1-1/4 NAR FL ZP/CD	4
5	101385	NUT,HEX SLFLKG,1-1/4-7 GRB	6
6	164201	EXTENSION, SHANK 16" WLDMT	2
7	162845	BEARING CAP 4-1/2 WLDMT	4
8	1-822-010001	TRIM 1350 3/8BLK FINE PEBBLE (CUT TO LENGTH)	2
9	164200	EXTENSION, SHANK 12" (USED ON 9650FH-42' ONLY)	2
10	1-654-010059-13	SCREW HEX CAP 5/8-11X4UNC GR5	20
11	1-512-010005-13	NUT,HEX SLFLKG GRB 5/8-11	40
12	164175	BEARING UHMW 4-1/2X3W	8
13	232437	LIFT, WING LEFT WLDMT (SHOWN)	1
13	232436	LIFT, WING RIGHT WLDMT	1
14	164256	BEARING, HOUSING WLDMT	2
15	232434	ARM, CYLINDER WLDMT	2
16	3J608	SCREW, HX CP 1-8UNC X 3 GR5	2
17	166156	SPACER, BEARING HOUSING	2
18	1-654-010065-08	SCREW,HX CP 1-8UNC X 2-3/4GR5	4
19	1-512-010005-19	NUT 1-8 HEX SLF-LOCKING GRB	14
20	2-150-010008	BUSHING 1-1/4ODX1IDX1 STEEL	2
21	247545	CYLINDER, 3-1/2X10, REPHASE (AFTER 06-12-2024) (SEE PAGE 7-3)	
21	164172	CYLINDER, 3-1/2X10, REPHASE (BEFORE 06-12-2024) (SEE PAGE 7-4)	2
22	199362	WALKING BEAM ASSY 2-1/4 MF (SEE PAGE 3-16)	2
23	171070	WASHER, THRUST 2	4
24	164277	SPINDLE, WALKING BEAM	2
25	156992	PIN, WALKING BEAM SPINDLE	2
26	119118	NUT 1-1/2-12UNF HEX SLOTTEDZP	2
27	127712	PIN SPRING SLOTTED 3/8X2-1/4	2
28	164352	HUB ASSY, 6BOLT 2-1/4 SPINDLE (SEE PAGE 3-19)	4
29	141809	SCREW HX CP7/16-14UNC X 4 GR5	4
30	101988	NUT,HEXSLF-LKG 7/16-14 GRB	4
31	142650	TIRE/WHEEL ASSY 280/70R15 (INCLUDES ITEMS 32-34)	4
32	204384	FIRESTONE RADIAL 280/70R15	4
33	140547	WHEEL, 15 X 10 LB 6 BOLT	4
34	415	VALVE STEM	4
35	232432	ASSY, RAD ROD (SEE PAGE 3-17)	2
36	151508	SCREW HX CP 1-8UNCX3-1/2 GR5	4
37	224697	LIFT TUBE, GAUGE WHEEL WLDMT	2
38	193754	PIN, 1-1/4 X 2-3/4, STEP	2
39	141251	SPRING PIN,SLOTTED 1/2X2-1/4	2
40	227631	MOUNT, GAUGE WHEEL EXT WLDMT	2
41	227640	BUSHING, GAUGE WHEEL	8
42	140599	BEARING, FLANGE 1-1/2"	8
43	227637	LINK, GAUGE WHEEL WLDMT	4
44	100856	SCREW,HHCS,1-8X7-1/2 GR5	4
45	1-654-010061-09	SCREW HX CP 3/4-10UNCX3 GR5	2
46	1-512-010005-15	NUT,HEX,SLFLKG GRB 3/4-10	4

6' Outer Wing Assembly 9650FH-38'-42'

ITEM	PART NUMBER	DESCRIPTION	QTY.
47	222329	HOOK, FOLD LATCH	2
48	114652	PIN, FLIP 835	2
49	1-647-010004255	PIN, SPRING, SLOTTED 3/8X2	4
50	1-654-010055-09	SCREW,HX CP,1/2-13UNCX3 GR5	2
51	1-512-010005-09	NUT,HEX,SLFLKG, 1/2-13 GRB	2
52	229794	EXTENSION, SHANK WLDMT (USED ON 9650FH-42' ONLY)	2
53	1-654-010059-05	SCREW,HEX CAP,5/8-11UNCX2 GR5	4
54	1-654-010059-11	SCREW,HX CP 5/8-11UNCX3.5GR5	8
55	210606	WHEEL NUT 9/16-18UNF	24

8' Outer Wing Assembly 9650FH-46'-50'

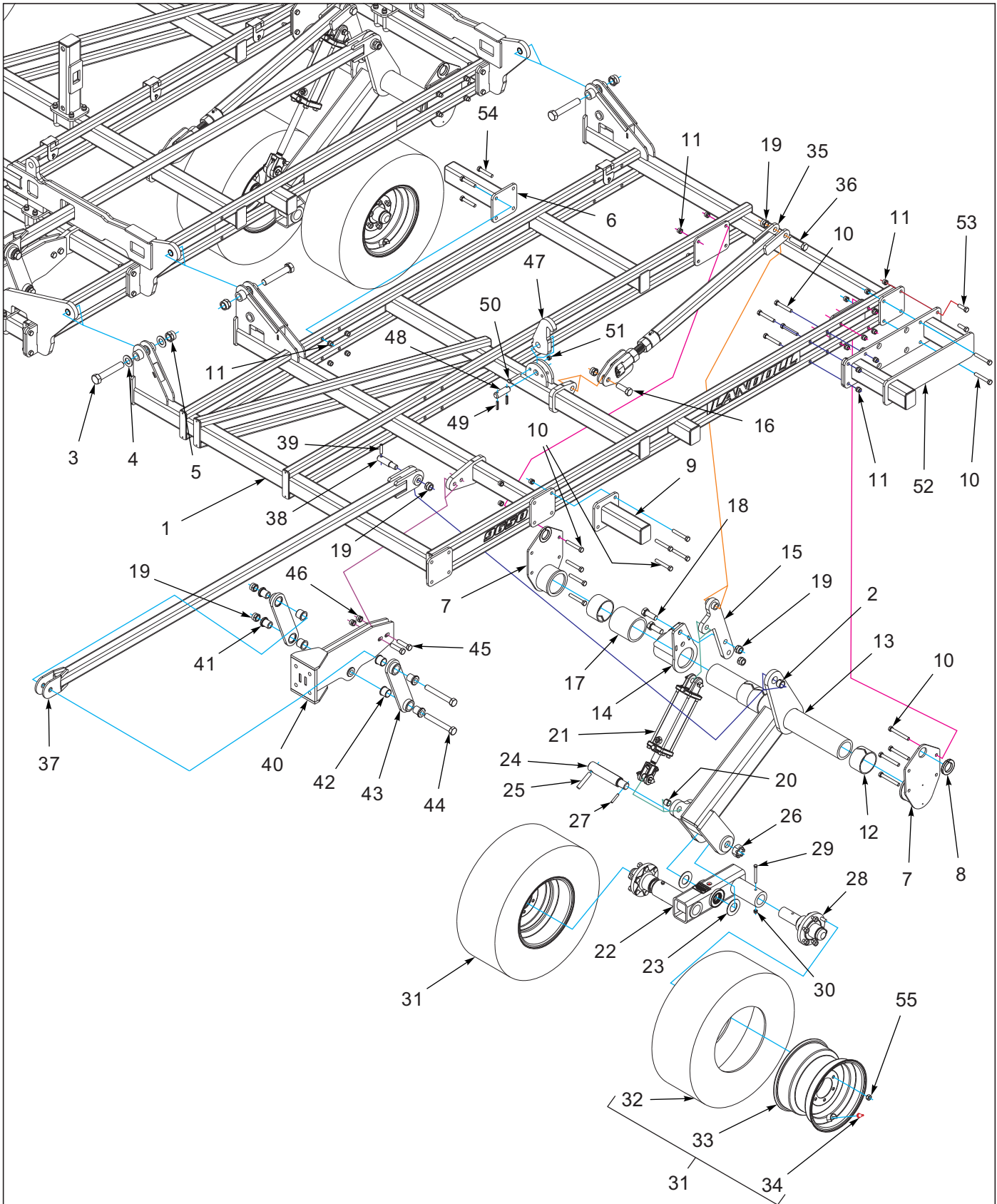


Figure 3-4: 8' Outer Wing Assembly 9650FH-46'-50'

8' Outer Wing Assembly 9650FH-46'-50'

ITEM	PART NUMBER	DESCRIPTION	QTY.
1	164218	FRAME WLDMT WING LEFT 8' (SHOWN)	1
1	164217	FRAME WLDMT WING RIGHT 8'	1
2	2-150-010174	BUSHING,1-5/8X1-1/4X1	2
3	100545	SCREW,CAP 1-1/4-7X7 GR5	6
4	116100	WASHER 1-1/4 NAR FL ZP/CD	4
5	101385	NUT,HEX SLFLKG,1-1/4-7 GRB	6
6	164201	EXTENSION, SHANK 16" WLDMT	2
7	162845	BEARING CAP 4-1/2 WLDMT	4
8	1-822-010001	TRIM 1350 3/8BLK FINE PEBBLE (CUT TO LENGTH)	2
9	164200	EXTENSION, SHANK 12" (USED ON 9650FH-50' ONLY)	2
10	1-654-010059-13	SCREW HEX CAP 5/8-11X4UNC GR5	20
11	1-512-010005-13	NUT,HEX SLFLKG GRB 5/8-11	40
12	164175	BEARING UHMW 4-1/2X3W	8
13	232437	LIFT, WING LEFT WLDMT (SHOWN)	1
13	232436	LIFT, WING RIGHT WLDMT	1
14	164256	BEARING, HOUSING WLDMT	2
15	232434	ARM, CYLINDER WLDMT	2
16	3J608	SCREW, HX CP 1-8UNC X 3 GR5	2
17	166156	SPACER, BEARING HOUSING	2
18	1-654-010065-08	SCREW,HX CP 1-8UNC X 2-3/4GR5	4
19	1-512-010005-19	NUT 1-8 HEX SLF-LOCKING GRB	14
20	2-150-010008	BUSHING 1-1/4ODX1IDX1 STEEL	2
21	247545	CYLINDER, 3-1/2X10, REPHASE (AFTER 06-12-2024) (SEE PAGE 7-3)	2
21	164172	CYLINDER, 3-1/2X10, REPHASE (BEFORE 06-12-2024) (SEE PAGE 7-4)	2
22	199362	WALKING BEAM ASSY 2-1/4 MF (SEE PAGE 3-16)	2
23	171070	WASHER, THRUST 2	4
24	164277	SPINDLE, WALKING BEAM	2
25	156992	PIN, WALKING BEAM SPINDLE	2
26	119118	NUT 1-1/2-12UNF HEX SLOTTEDZP	2
27	127712	PIN SPRING SLOTTED 3/8X2-1/4	2
28	164352	HUB ASSY, 6BOLT 2-1/4 SPINDLE (SEE PAGE 3-19)	4
29	141809	SCREW HX CP7/16-14UNC X 4 GR5	4
30	101988	NUT,HEXSLF-LKG 7/16-14 GRB	4
31	142650	TIRE/WHEEL ASSY 280/70R15 (INCLUDES ITEMS 32-34)	4
32	204384	FIRESTONE RADIAL 280/70R15	4
33	140547	WHEEL, 15 X 10 LB 6 BOLT	4
34	415	VALVE STEM	4
35	232432	ASSY, RAD ROD (SEE PAGE 3-17)	2
36	151508	SCREW HX CP 1-8UNCX3-1/2 GR5	4
37	224697	LIFT TUBE, GAUGE WHEEL WLDMT	2
38	193754	PIN, 1-1/4 X 2-3/4, STEP	2
39	141251	SPRING PIN,SLOTTED 1/2X2-1/4	2
40	227631	MOUNT, GAUGE WHEEL EXT WLDMT	2
41	227640	BUSHING, GAUGE WHEEL	8
42	140599	BEARING, FLANGE 1-1/2"	8
43	227637	LINK, GAUGE WHEEL WLDMT	4
44	100856	SCREW,HHCS,1-8X7-1/2 GR5	4
45	1-654-010061-09	SCREW HX CP 3/4-10UNCX3 GR5	2
46	1-512-010005-15	NUT,HEX,SLFLKG GRB 3/4-10	4

8' Outer Wing Assembly 9650FH-46'-50'

ITEM	PART NUMBER	DESCRIPTION	QTY.
47	222329	HOOK, FOLD LATCH	2
48	114652	PIN, FLIP 835	2
49	1-647-010004255	PIN, SPRING, SLOTTED 3/8X2	4
50	1-654-010055-09	SCREW,HX CP,1/2-13UNCX3 GR5	2
51	1-512-010005-09	NUT,HEX,SLFLKG, 1/2-13 GRB	2
52	229794	EXTENSION, SHANK WLDMT (USED ON 9650FH-50' ONLY)	2
53	1-654-010059-05	SCREW,HEX CAP,5/8-11UNCX2 GR5	4
54	1-654-010059-11	SCREW,HX CP 5/8-11UNCX3.5GR5	8
55	210606	WHEEL NUT 9/16-18UNF	24

Walking Beam Assembly 2-1/4"

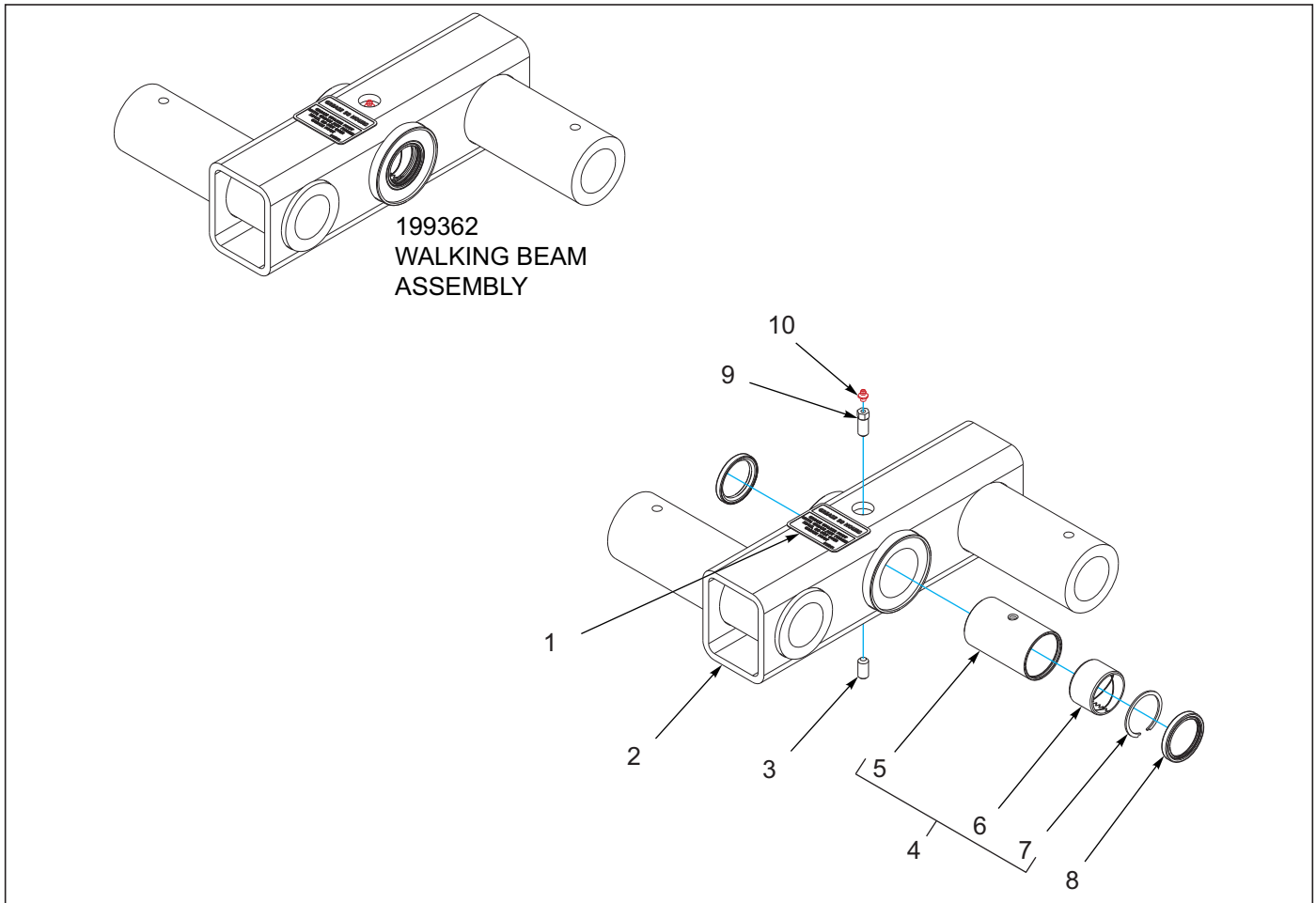


Figure 3-5: Walking Beam Assembly 2-1/4"

Walking Beam Assembly 2-1/4"

ITEM	PART NUMBER	DESCRIPTION	QTY.
--	199362	WALKING BEAM ASSY 2-1/4 MF	
1	215341	DECAL, GREASE WALKER	1
2	199363	WALKING BEAM WLD 2-1/4 SPINDLE	1
3	15G816ER	SCREW SET SOC HD CPPT.5-13X1	1
4	228187	ASSY, PIVOT 2 X 4 CONNEX (INCLUDES 5-7)	1
5	228190	BUSHING, 2X4 W/ SNAP RING	1
6	130052	BUSHING, SPRING 2-1/4X2X1-1/2	2
7	228193	SNAP RING, INTERNAL - 2-1/4	2
8	198322	SEAL, V17, DOUBLE LIP 2"	2
9	212046	SCREW, SET FOR ZERK	1
10	1-298-010001-1	ZERK FITTING 1/4 SAE	1

Radius Rod Assembly Inner Wing

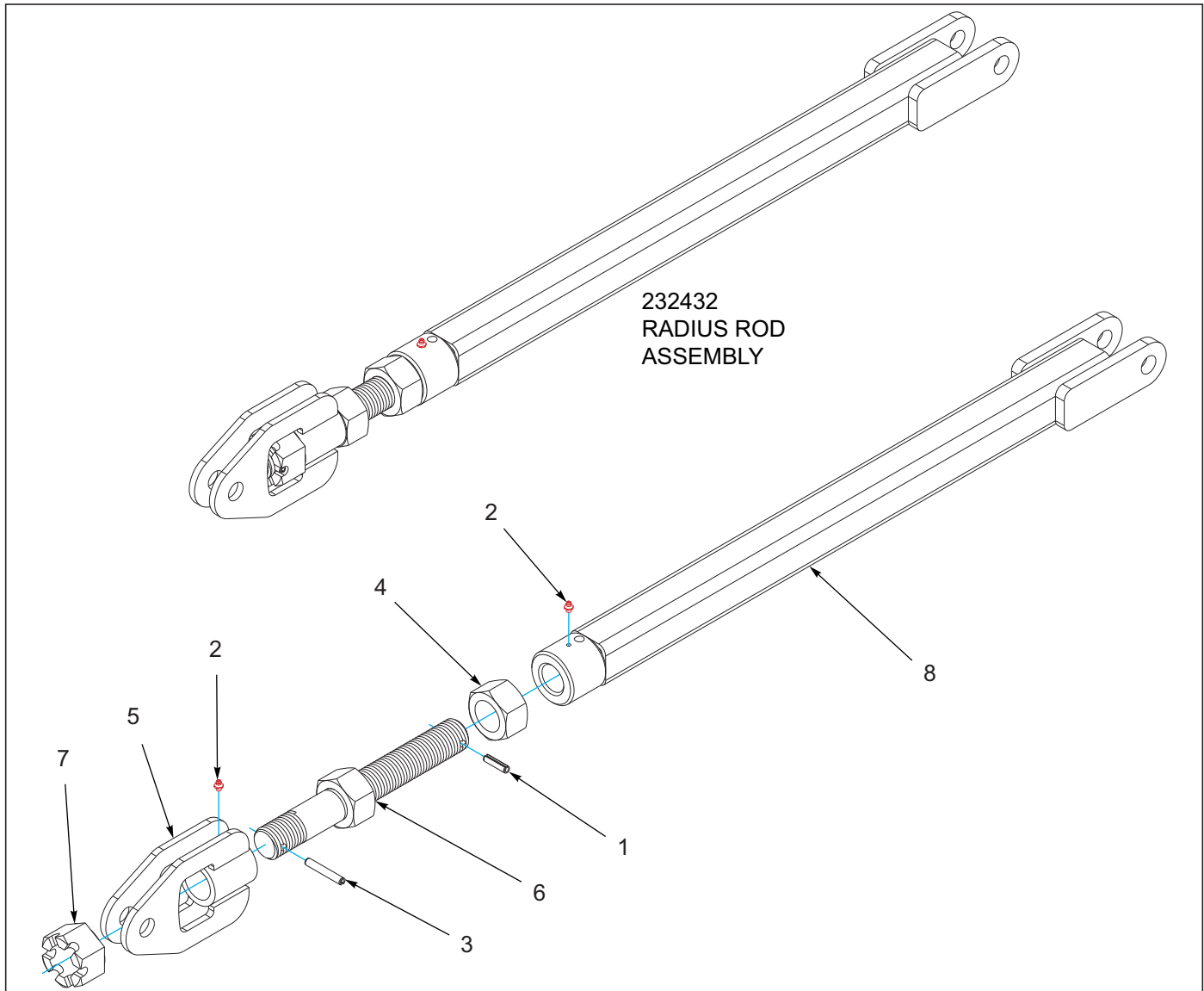


Figure 3-6: Radius Rod Assembly Inner Wing

Radius Rod Assembly Inner Wing

ITEM	PART NUMBER	DESCRIPTION	QTY.
--	232432	ASSY, RAD ROD	
1	0600-375-01500	PIN ROLL 3/8X1-1/2	1
2	1-298-010001-1	ZERK FITTING 1/4 SAE	2
3	1-647-010004257	PIN,SPRING,SLOTTED 3/8X2-1/2	1
4	159954	NUT HEX 1-3/4-5UNC GR2	1
5	227675	MOUNT, LIFT ARM WLDMT	1
6	227679	SCREW, ADJUSTMENT WLDMT	1
7	23085	NUT HEX SLOTTED 1 3/4-5	1
8	232433	TUBE, RAD ROD WLDMT	1

Hub and Spindle Assembly, 6-Bolt

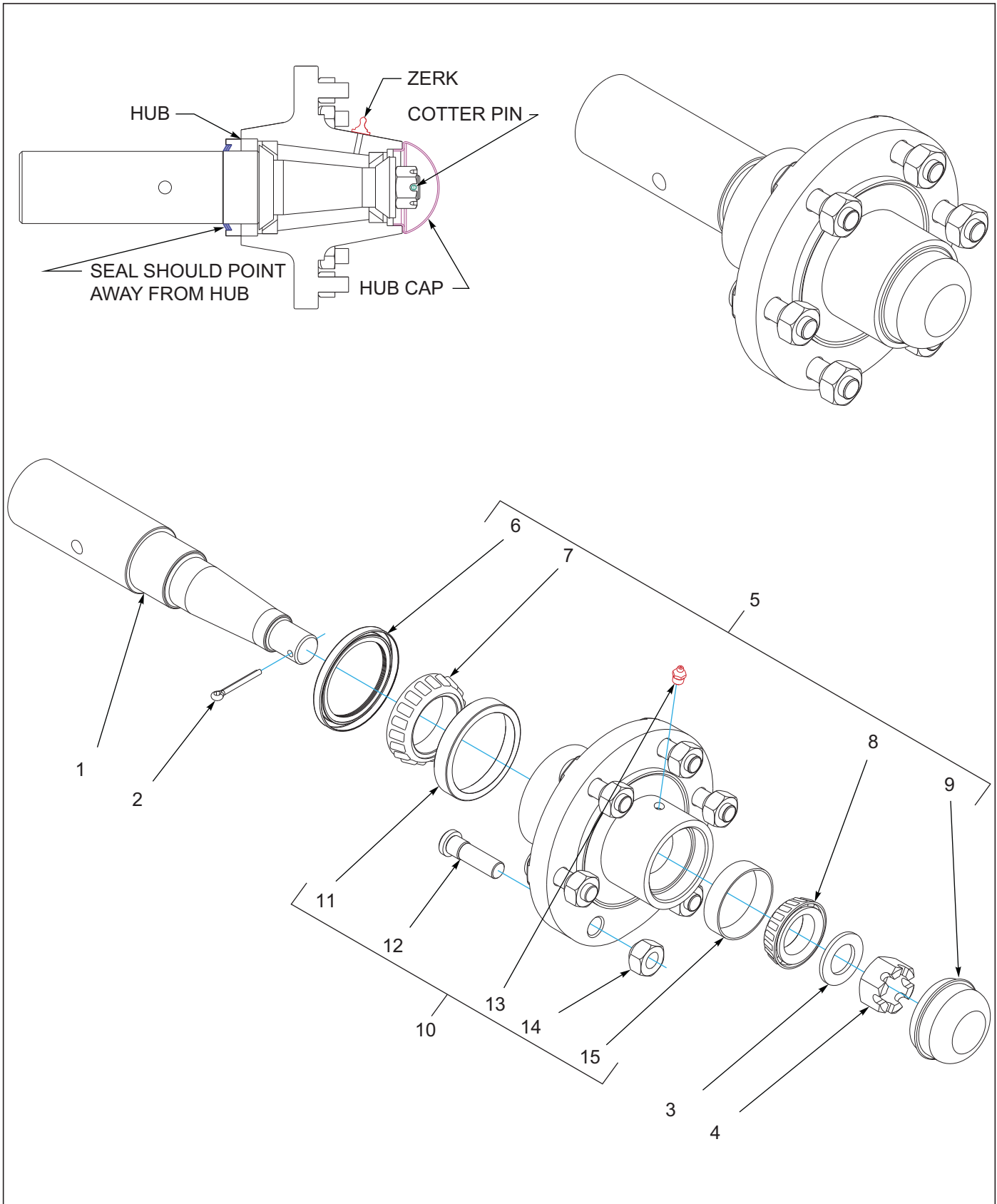


Figure 3-7: Hub and Spindle Assembly, 6-Bolt

Hub and Spindle Assembly, 6-Bolt

ITEM	PART NUMBER	DESCRIPTION	QTY.
--	164352	HUB ASSY, 6BOLT 2-1/4 SPINDLE	
1	164349	SPINDLE 2-1/4	1
2	1-557-010362-51	PIN, COTTER 3/16X1-1/2	1
3	141238	WASHER, SPINDLE	1
4	1-516-010001-20	NUT, HX SLOT 1-14	1
5	141866	HUB ASSY SIX BOLT (INCL. ITEMS 6-10)	1
6	140554	SEAL GREASE	1
7	102498	BEARING CONE, OUTER, 1.625	1
8	1-076-010007	CONE INNER	1
9	141236	DUST CAP, WHEEL HUB	1
10	140645	HUB W/CUPS, SIX BOLT (INCL. ITEMS 11-15)	1
11	102604	BEARING CUP, OUTER	1
12	143066	STUD BOLT 9/16-18	6
13	5000	ZERK FITTING 1/8NPT	1
14	210606	WHEEL NUT 9/16-18UNF	6
15	1-076-010010	CUP INNER	1

Front Gauge Wheel Installation

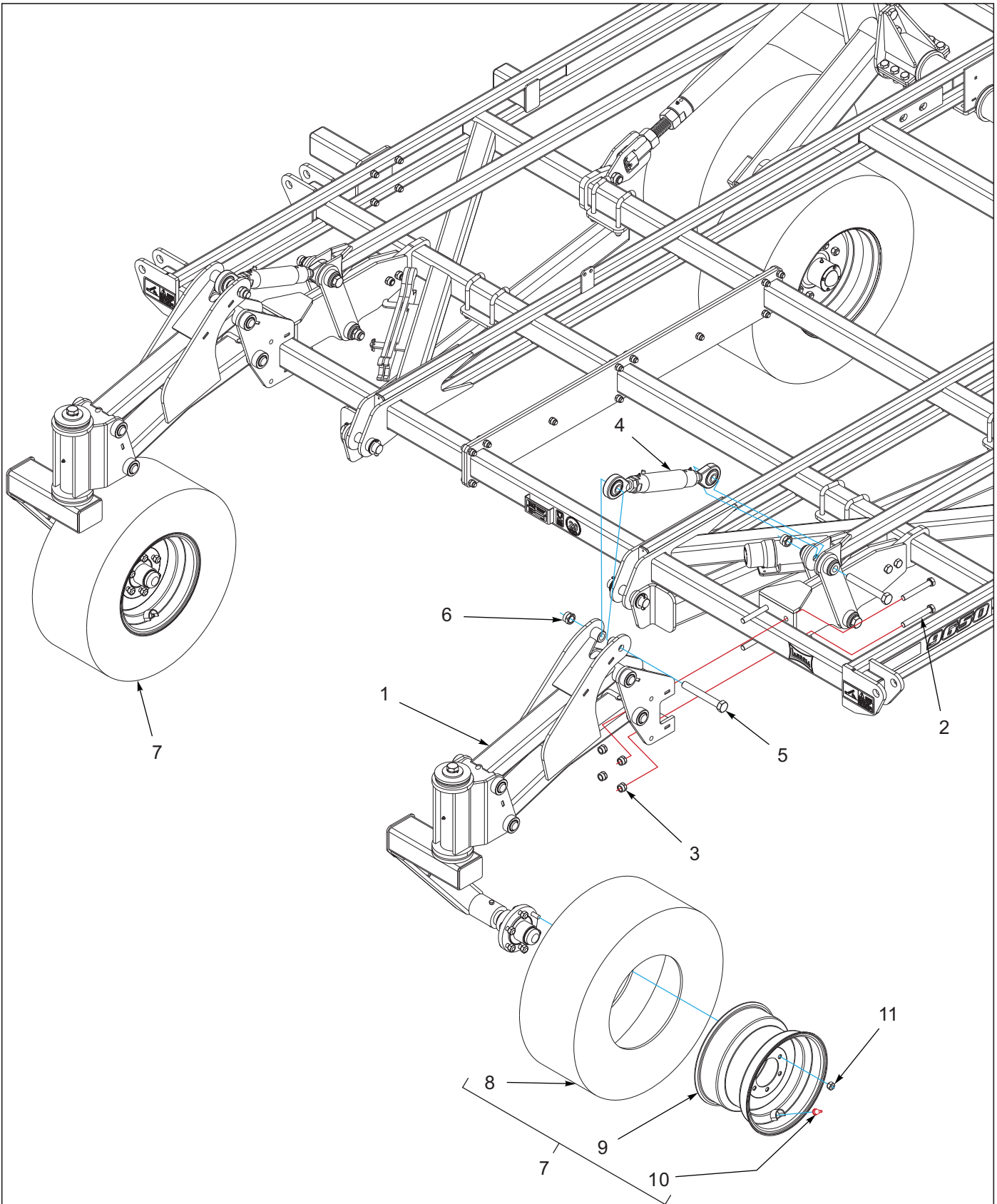


Figure 3-8: Front Gauge Wheel Installation

Front Gauge Wheel Installation

ITEM	PART NUMBER	DESCRIPTION	QTY.
1	228999	GAUGE WHEEL ASSY (SEE PAGE 3-23)	1
2	139201	SCREW,HX CP 3/4-10UNCX5.50GR8	4
3	1-512-010005-15	NUT,HEX,SLFLKG GRB 3/4-10	4
4	158844	RAD ROD, LIFT ASSY (SEE PAGE 3-25)	1
5	100856	SCREW,HHCS,1-8X7-1/2 GR5	2
6	1-512-010005-19	NUT 1-8 HEX SLF-LOCKING GRB	2
7	142650	TIRE/WHEEL ASSY 280/70R15 (INCLUDES ITEMS 8-10)	1
8	204384	FIRESTONE RADIAL 280/70R15	1
9	140547	WHEEL, 15 X 10 LB 6 BOLT	1
10	415	VALVE STEM	1
11	210606	WHEEL NUT 9/16-18UNF	6

Front Gauge Wheel Assembly

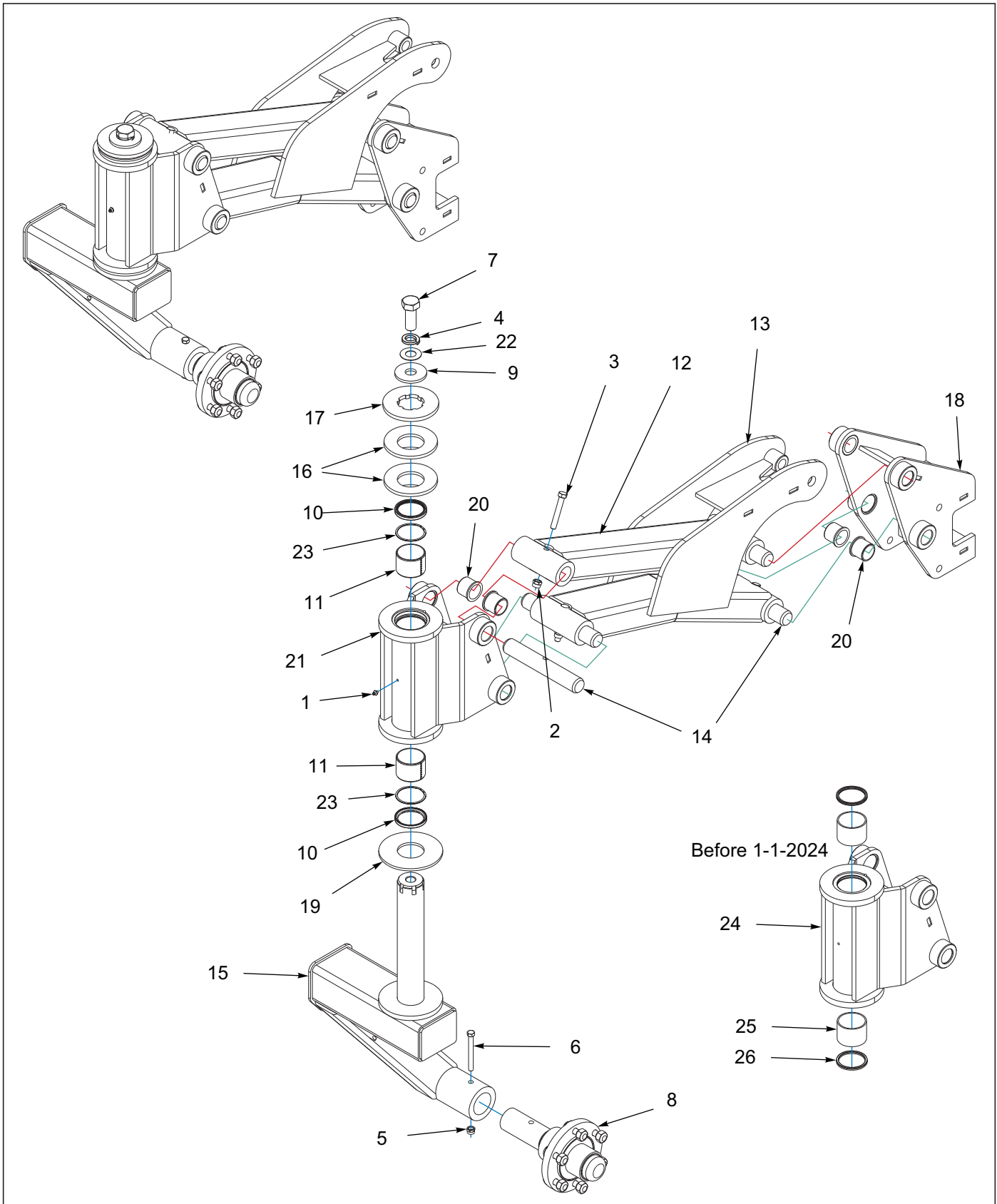


Figure 3-9: Front Gauge Wheel Assembly

Front Gauge Wheel Assembly

ITEM	PART NUMBER	DESCRIPTION	QTY.
--	228999	GAUGE WHEEL ASSY	
1	1-298-010001-1	ZERK FITTING 1/4 SAE	1
2	1-512-010005-09	NUT,HEX,SLFLKG, 1/2-13 GRB	4
3	1-654-010055-10	SCREW HEX CAP 1/2-13X3-1/4GR5	4
4	1-861-010034-21	WASHER, LKG HEL SPRG 1IN	1
5	101988	NUT,HEXSLF-LKG 7/16-14 GRB	1
6	141809	SCREW HX CP7/16-14UNC X 4 GR5	1
7	151528	SCREW, HX CP 1-8UNCX2-1/2 GR5	1
8	164352	HUB ASSY, 6BOLT 2-1/4 SPINDLE (SEE PAGE 3-19)	1
9	173850	HEAVY WASHER	1
10	198323	SEAL, V17, DOUBLE LIP 2-1/2" (AFTER 1-1-2024)	2
11	217561	BUSHING, SPRING 2-3/4X2-1/2X2 (AFTER 1-1-2024)	2
12	227602	LINK, TOP GAUGE WHEEL WLDMT	1
13	227603	LINK, BOTTOM GAUGE WHEEL WLDMT	1
14	227607	PIN, GAUGE WHEEL	4
15	227614	AXLE, GAUGE WHEEL WLDMT	1
16	227621	WASHER, SPRING 2.53 ID	2
17	227622	WASHER, SPRING RETAINING	1
18	227625	MOUNT, GAUGE WHEEL WLDMT	1
19	227643	WASHER, THRUST	1
20	240687	BEARING, FLANGE 1-1/2	8
21	247290	HUB, GAUGE WHEEL WLDMT (AFTER 1-1-2024)	1
22	252831	MACHINERY BUSHING, 1"	1
23	252879	SNAP RING, INTERNAL 2-3/4 (AFTER 1-1-2024)	2
24	227608	HUB, GAUGE WHEEL WLDMT (BEFORE 1-1-2024)	1
25	187163	BUSHING,2-3/4 X 2-1/2 X 2 LONG (BEFORE 1-1-2024)	2
26	187166	SEAL, POLYPAK - 2-1/2" (BEFORE 1-1-2024)	2

Radius Rod Lift Assembly

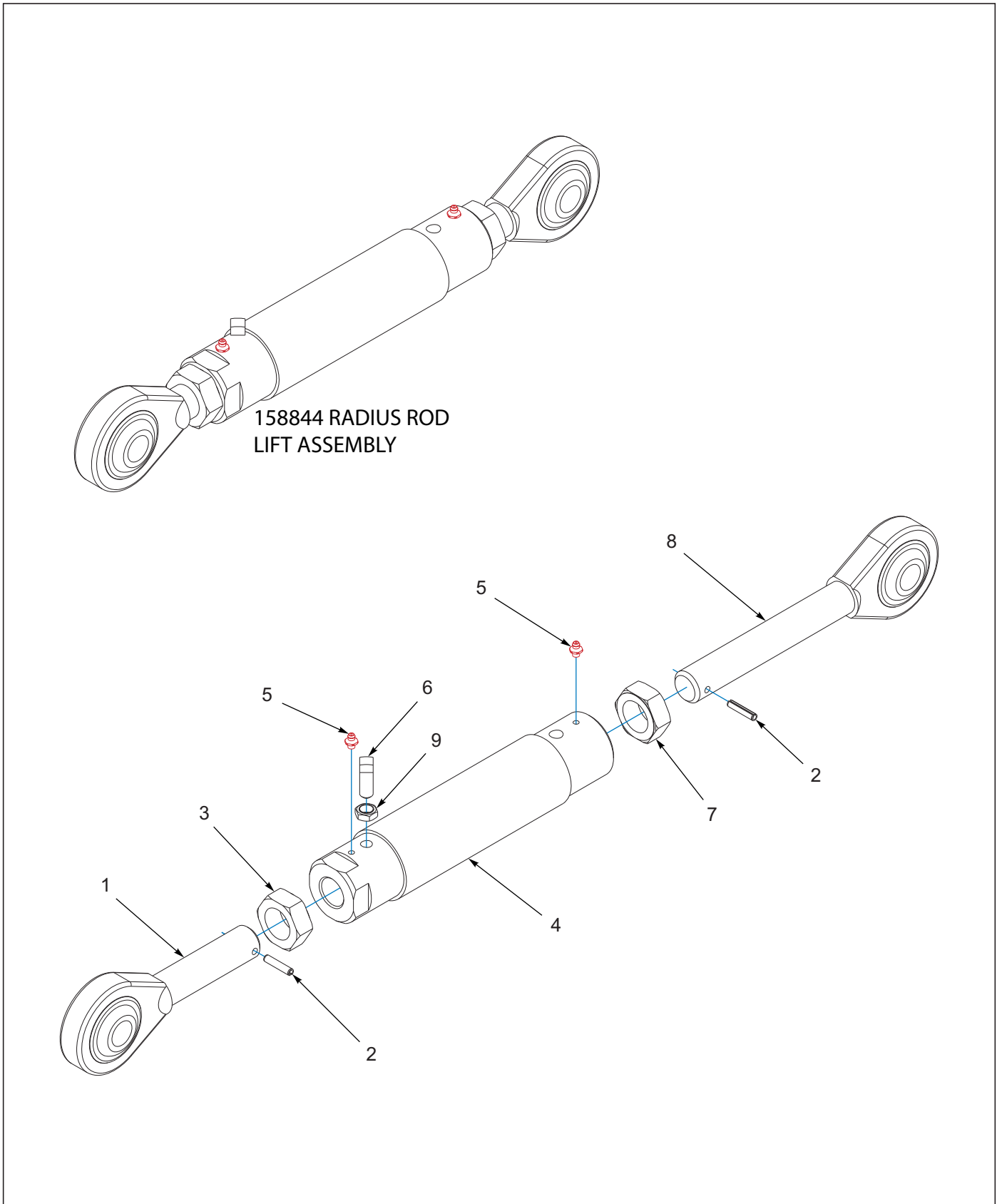


Figure 3-10: Radius Rod Lift Assembly

Radius Rod Lift Assembly

ITEM	PART NUMBER	DESCRIPTION	QTY.
--	158844	RAD ROD, LIFT ASSY	
1	159557	SCREW, SHORT, RH RADIUS ROD	1
2	0600-250-01250	ROLL PIN 1/4X1-1/4 LONG	2
3	100823	NUT,HEX JAM,1-1/4-7 GR2	1
4	158843	RADIUS ROD WLDMT 13"	1
5	1-298-010001-1	ZERK FITTING 1/4 SAE	2
6	1-654-010080-2	SCREW SET1/2X1-1/4 SQHD CP PT	1
7	153803	NUT 1-1/4-7 HX JAM,UNC LH GR2	1
8	2-654-010097	SCREW, LH RADIUS ROD	1

Fold Assemblies

Center Frame Fold Bracket Assembly

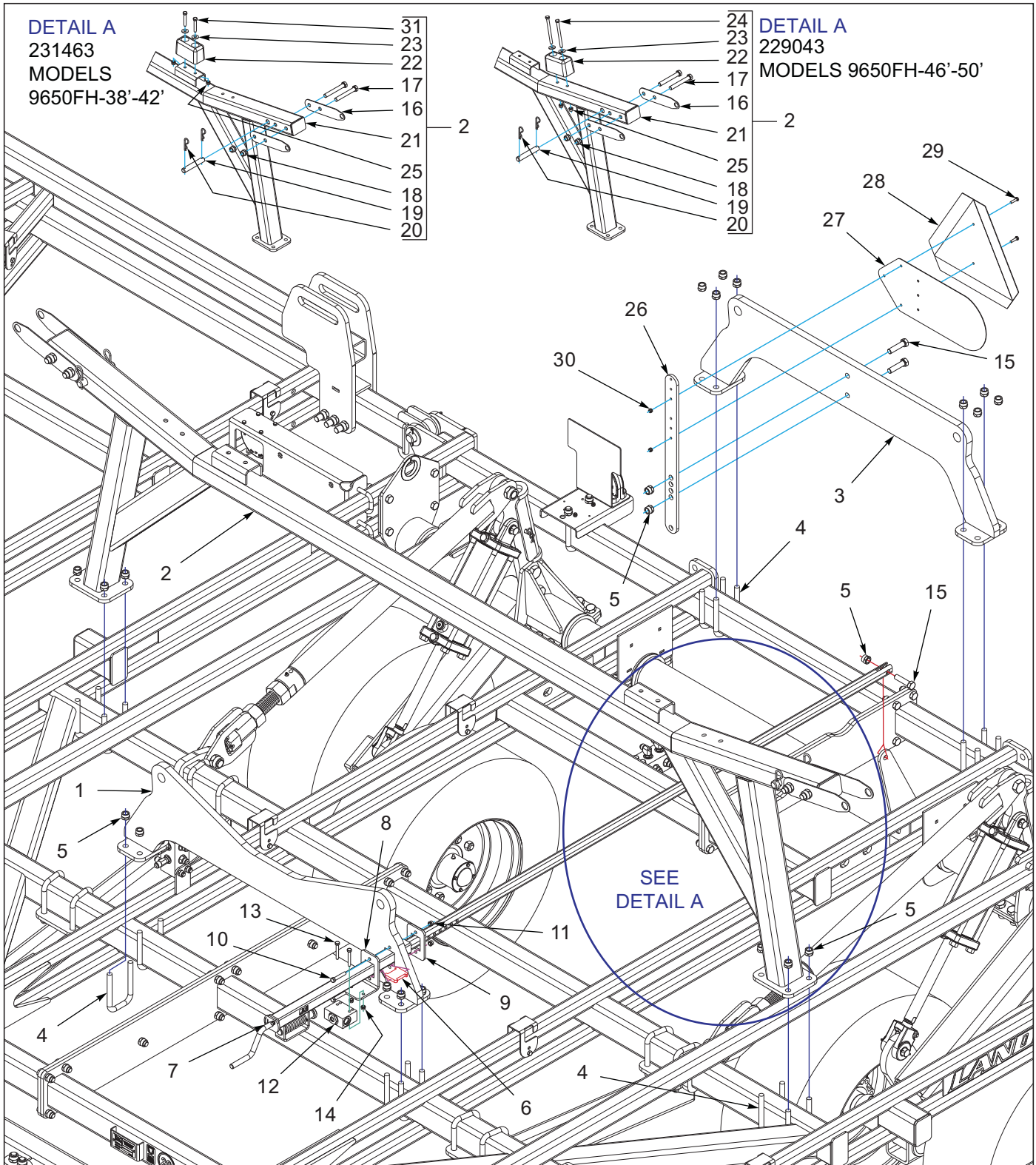


Figure 4-1: Center Frame Fold Bracket Assembly

Center Frame Fold Bracket Assembly

ITEM	PART NUMBER	DESCRIPTION	QTY.
1	191488	MOUNT WLDMT FOLD CYL FRONT	1
2	231463	STABILIZER ASSY, WING 9650 (INCLUDES ITEMS 16, 17, 18, 19, 20, 21, 22, 23, 25, 31) (USED ON MODELS 9650FH-38'-42')	1
2	232488	WING STABILIZER ASSY, 9650 (INCLUDES ITEMS 16, 17, 18, 19, 20, 21, 22, 23, 24, 25) (USED ON MODELS 9650FH-46'-50')	1
3	191490	MOUNT WLDMT FOLD CYL REAR	1
4	2-102-010054	U-BOLT	12
5	1-512-010005-13	NUT,HEX SLFLKG GRB 5/8-11	15
6	164126	PLATE, SLIDE	1
7	164260	TUBE ASSY, DEPTH STOP (SEE PAGE 4-3)	1
8	164125	MOUNT, DCV VALVE	1
9	166250	CLAMP PLATE STROKE CONTROL	1
10	1-654-010051-09	SCREW,HEX CAP,3/8-16UNCX2 GR5	2
11	1-512-010005-05	NUT, HEX, SLFLKG GRB 3/8-16	2
12	203467	VALVE-LIMIT, STROKE	1
13	108628	SCREW HX CP 5/16-18UNCX2-1/4	2
14	1-512-010005-03	NUT HEX SLFLKG GRB 5/16-18	2
15	1-654-010059-07	SCREW HX CP 5/8-11UNCX2-1/2G5	3
16	174396	BRACKET, WING STABILIZER	4
17	1-654-010061-16	SCREW 3/4-10UNCX5-1/2 HXCP G5	4
18	1-512-010005-15	NUT,HEX,SLFLKG GRB 3/4-10	4
19	8-557-010149	PIN 1 DIA X 6	2
20	1-557-010013	PIN, HAIR 3/16 DIA	4
21	174392	WING WLDMT STABILIZER 9650	1
22	128874	BUMPER RUBBER 6X3X3-1/2	2
23	1-861-010032-15	WASHER, FLAT 1/2 W ZP/CD	4
24	1-654-010055-17	SCREW,HEX CAP,1/2-13UNCX6 GR5	4
25	1-512-010005-09	NUT,HEX,SLFLKG, 1/2-13 GRB	4
26	164142	BRACKET, SMV MOUNTING	1
27	224590	MOUNT, SIS DECAL	1
28	70260977	SMV EMBLEM	1
29	1-654-010047-06	SCREW,HX CP 1/4-20UNCX1 GR5	2
30	1-512-010005-01	NUT,HEX,SLFLKG GRB 1/4-20	2
31	1-654-010055-09	SCREW,HX CP,1/2-13UNCX3 GR5	4

Depth Stop Tube Assembly

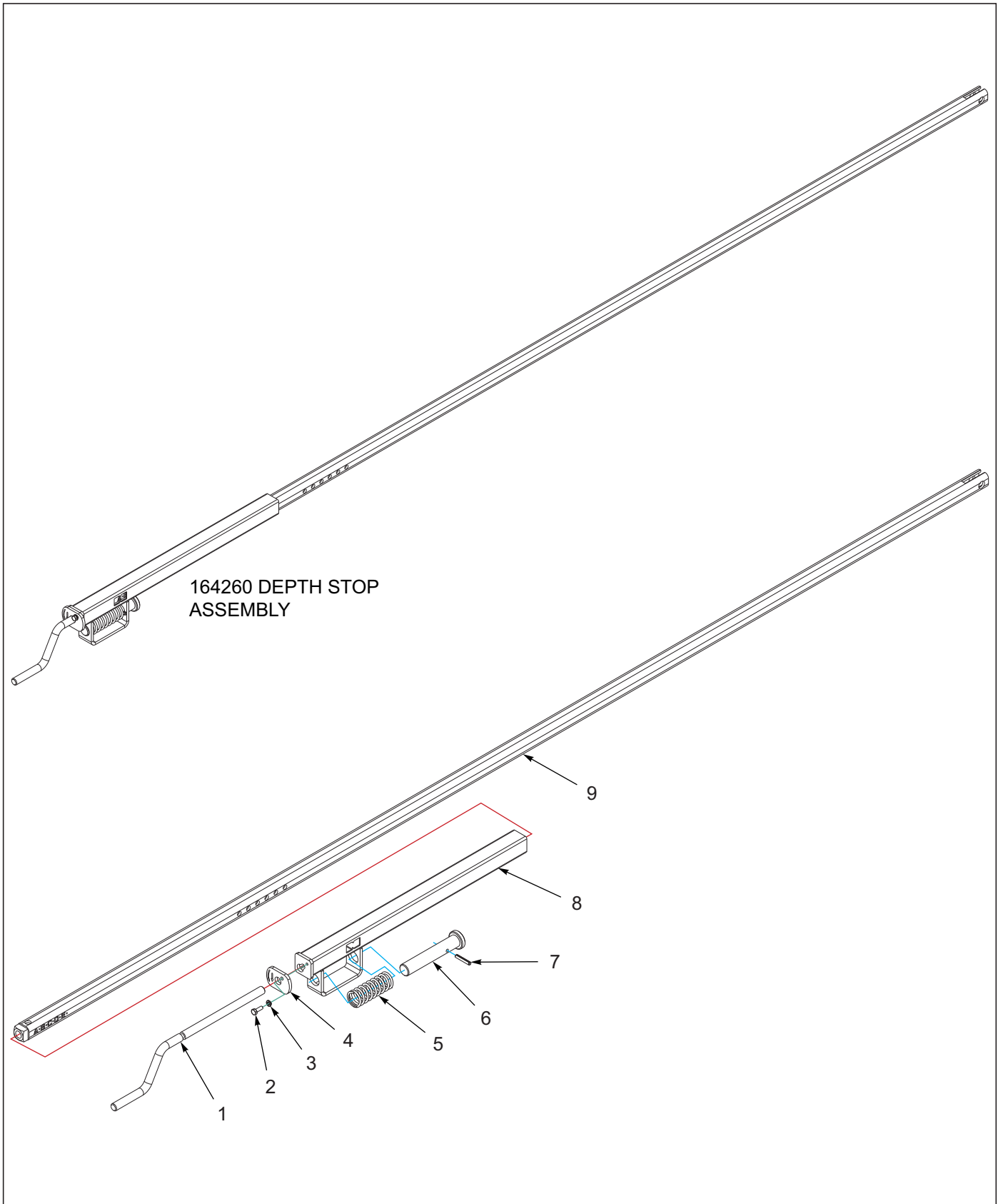


Figure 4-2: Depth Stop Tube Assembly

Depth Stop Tube Assembly

ITEM	PART NUMBER	DESCRIPTION	QTY.
--	164260	TUBE ASSY, DEPTH STOP	
1	141217	HANDLE, DEPTH STOP	1
2	1-654-010047-04	SCREW,HEX CAP,1/4-20X3/4 GR5	1
3	1-861-010034-09	WASHER, LKG HLCL SPR, 1/4	1
4	166158	WASHER, DEPTH STOP	1
5	122917	SPRING COMPRESSION,4-1/2 MONO	1
6	141213	PIN, DEPTH STOP	1
7	1-647-010004217	SPRING PIN, SLOTTED 1/4X1-1/2	1
8	164263	TUBE, DEPTH STOP W/INDICATOR	1
9	164261	TUBE, DEPTH STOP WLDMT	1

Fold Cylinder Assembly

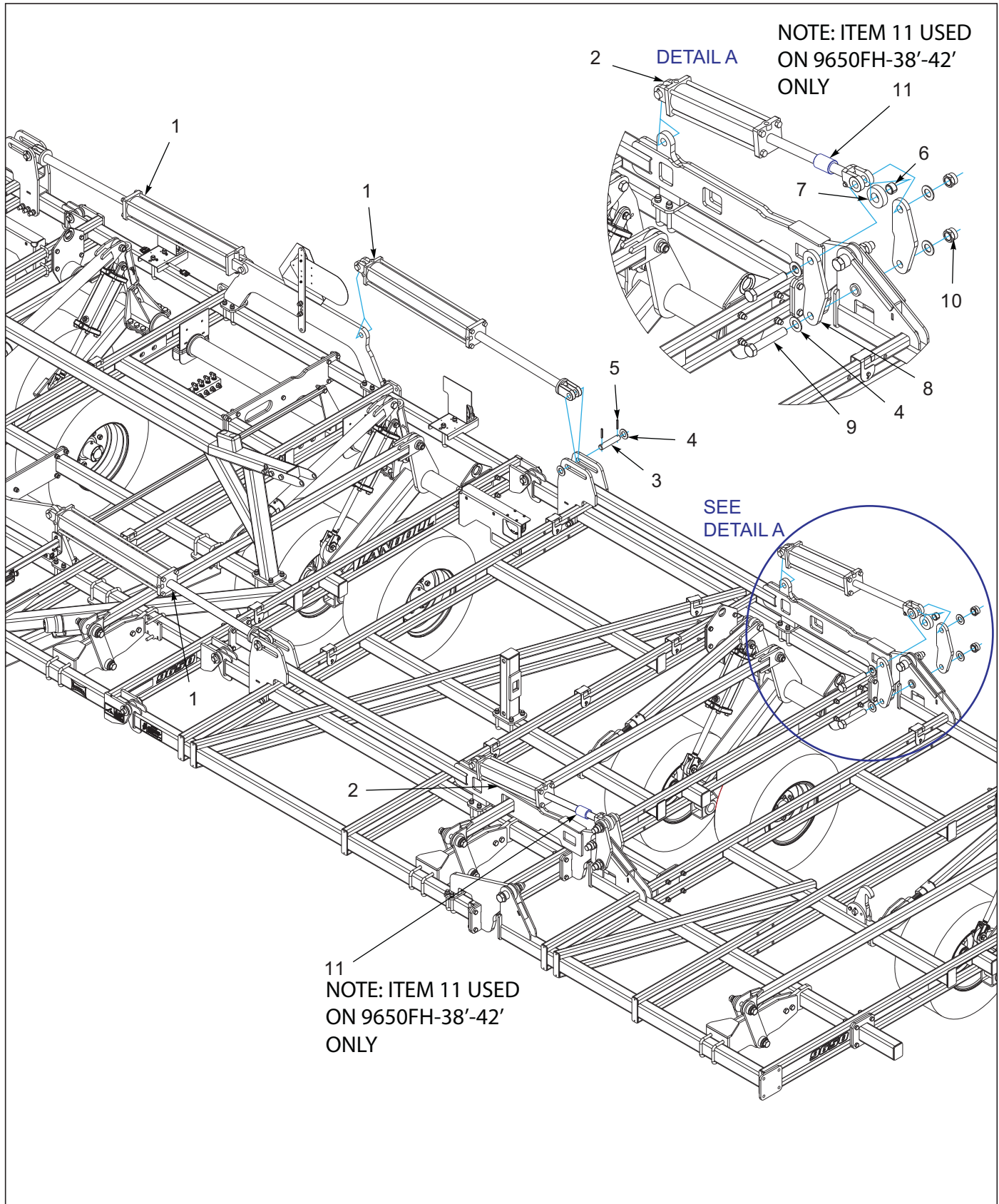


Figure 4-3: Fold Cylinder Assembly

Fold Cylinder Assembly

ITEM	PART NUMBER	DESCRIPTION	QTY.
1	167575	CYLINDER, 4-1/2 X 30, 2DIA ROD (SEE PAGE 7-11)	4
2	144322	CYLINDER, 4 X 16 (SEE PAGE 7-12)	4
3	141244	PIN, FOLD	4
4	116100	WASHER 1-1/4 NAR FL ZP/CD	24
5	1-647-010004240	PIN,SPRING,SLOTTED,5/16X2-1/2	8
6	2-150-010174	BUSHING,1-5/8X1-1/4X1	4
7	161538	ROLLER, WING EXTENSION	4
8	174447	LINK, WING FOLD	8
9	100545	SCREW,CAP 1-1/4-7X7 GR5	8
10	101385	NUT,HEX SLFLKG,1-1/4-7 GRB	8
11	231459	BUSHING, CYLINDER STOP 3-1/4" (USED ON 9650FH-38'-42' ONLY)	4

Shank Assemblies

Shank Assembly Spring

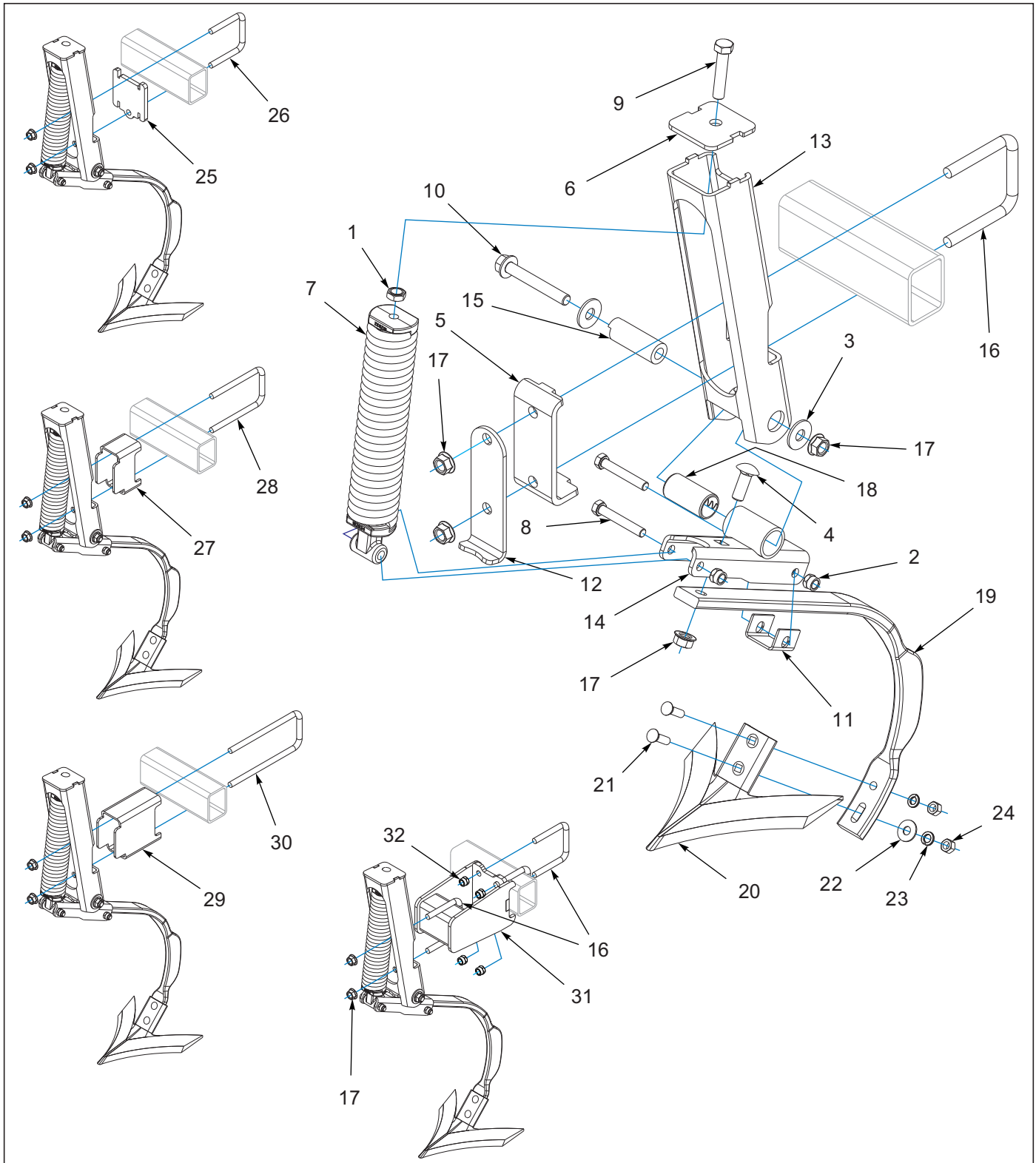


Figure 5-1: Shank Assembly Spring

Shank Assembly Spring

ITEM	PART NUMBER	DESCRIPTION	QTY.
--	172670	SHANK ASSY, SPRING (INCLUDES ITEMS 1-18)	
1	1-511-010001-07	NUT, HEX JAM 5/8-11	1
2	1-512-010005-09	NUT,HEX,SLFLKG, 1/2-13 GRB	2
3	1-861-010032-19	WASHER, FLAT 5/8 W ZP/CD	2
4	133662	SCRW RDHD SHT SQNK5/8-11X1.75	1
5	162904	CLAMP, SHANK MOUNT	1
6	162906	PLATE, SPRING	1
7	162930	SPRING ASSY	1
8	164146	SCREW, HEX CAP 1/2-13X3-1/4	2
9	164147	SCREW HX CAP5/8-11X3 2-1/2THD	1
10	164192	SCREW 5/8-11UNCX4-1/2 FLG HD	1
11	166160	CLAMP, SHANK	1
12	172662	STOP, SPRING SHANK	1
13	172666	MOUNT, SHANK	1
14	172667	CLAMP, SHANK (INCLUDES ITEMS 18)	1
15	172671	BUSHING, CLAMP	1
16	2-102-010004	BOLT U STANDARD GAUGE WHEEL	3
17	29SFFL 5811	NUT,FLANGE HEAD LOCK5/8-11UNC	4
18	172672	BUSHING 1-1/2 X 1-1/4 X2-15/16	1
19	185928	SHANK,5/8 X 1-3/4 EDGE BENT	1
20	108676	SWEEP 1/4X9 ULTRAWING (SHOWN)	
20	108675	SWEEP 1/4X8 ULTRAWING	
20	8-689-010006	9IN SWEEP	
20	8-689-010007	7IN SWEEP	
20	8-689-010008	8IN SWEEP	
20	8-689-010009	SWEEP 10 IN 810-800A	
21	7/16-14X1-3/4PB	BOLT,PLOW 7/16X1-3/4 GR5 ZP	2
22	1-861-010032-13	WASHER FLAT 7/16	1
23	1-861-010034-12	WASHER,LOCKING HLC SPG 7/16	2
24	1-512-010007-08	NUT, HEX 7/16-14 GR2 ZP	2
25	194616	EXTENSION SPRING SHANK	4
26	6-102-010009	U-BOLT RIGID GA WHEEL	4
27	172714	EXTENSION SPRING SHANK 3"	1
28	2-102-010037	U-BOLT CENTER SCRAPER	1
29	164314	EXTENSION, SPRING SHANK 6-1/4	2
30	158841	U-BOLT,5/8X4-11/16X10-3/4	2
31	181626	EXTENSION, SHANK 9" WLDMT	1
32	1-512-010005-13	NUT,HEX SLFLKG GRB 5/8-11	4

Shank Assembly S-Tine

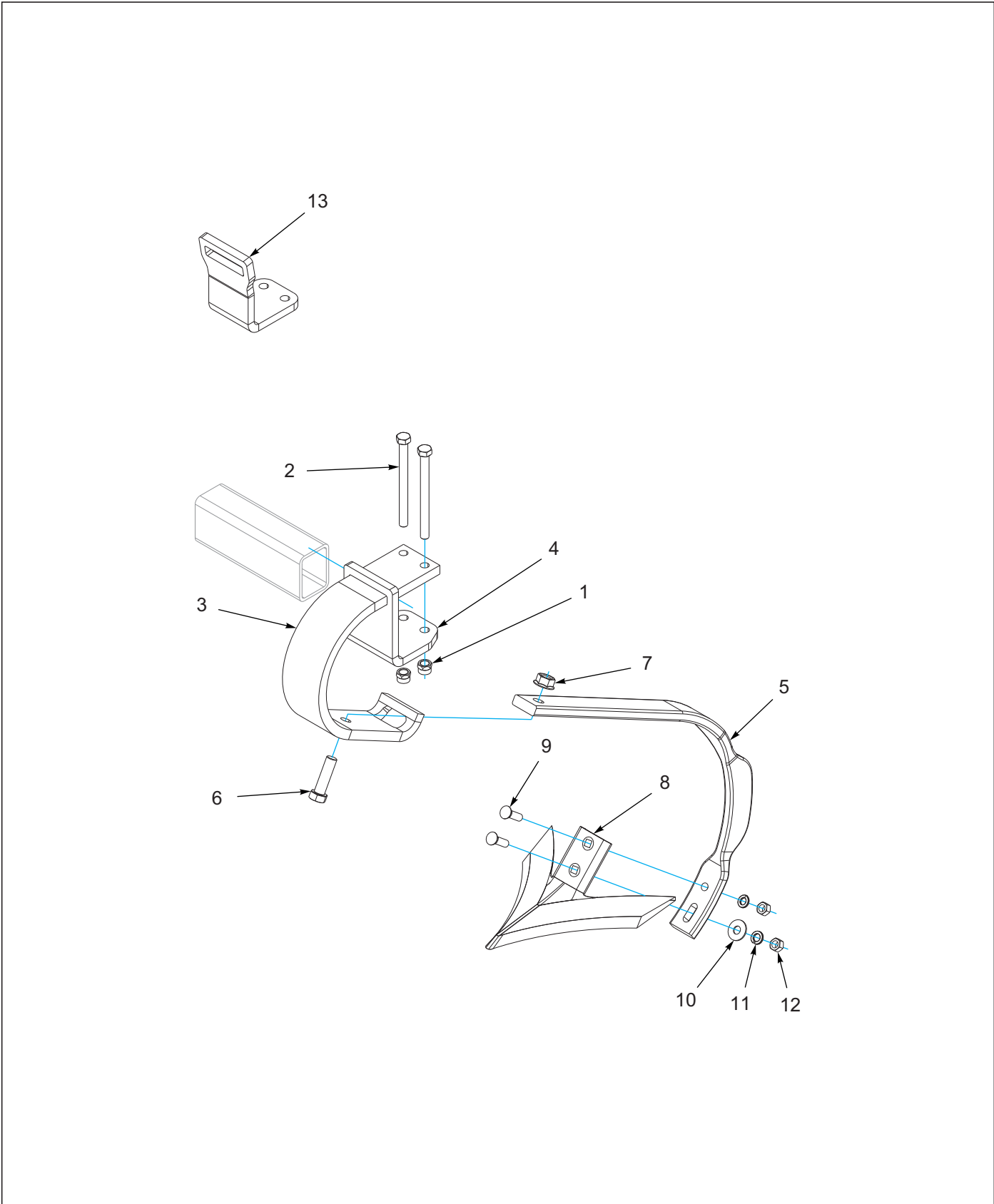


Figure 5-2: Shank Assembly S-Tine

Shank Assembly S-Tine

ITEM	PART NUMBER	DESCRIPTION	QTY.
--	166200	SHANK ASSY,S-TINE (INCLUDES ITEMS 1-4)	
--	183924	SHANK ASSY, S-TINE (INCLUDES ITEMS 2, 3, 4, 13)	
1	1-512-010005-09	NUT,HEX,SLFLKG, 1/2-13 GRB	2
2	1-654-010055-17	SCREW,HEX CAP,1/2-13UNCX6 GR5	2
3	166199	SPRING CLAMP,S-TINE	1
4	166201	CLAMP S-TINE	1
5	185928	SHANK,5/8 X 1-3/4 EDGE BENT	1
6	1-654-010059-06	SCREW,HEX CAP 5/8-11X2-1/4 G5	1
7	29SFFL 5811	NUT,FLANGE HEAD LOCK5/8-11UNC	2
8	108676	SWEEP 1/4X9 ULTRAWING (SHOWN)	
8	108675	SWEEP 1/4X8 ULTRAWING	
8	8-689-010006	9IN SWEEP	
8	8-689-010007	7IN SWEEP	
8	8-689-010008	8IN SWEEP	
8	8-689-010009	SWEEP 10 IN 810-800A	
9	7/16-14X1-3/4PB	BOLT,PLOW 7/16X1-3/4 GR5 ZP	2
10	1-861-010032-13	WASHER FLAT 7/16	1
11	1-861-010034-12	WASHER,LOCKING HLC SPG 7/16	2
12	1-512-010007-08	NUT, HEX 7/16-14 GR2 ZP	2
13	181618	CLAMP, S-TINE	1

Hydraulic Assemblies

Hydraulic Assembly Lift 9650FH-38'-42'

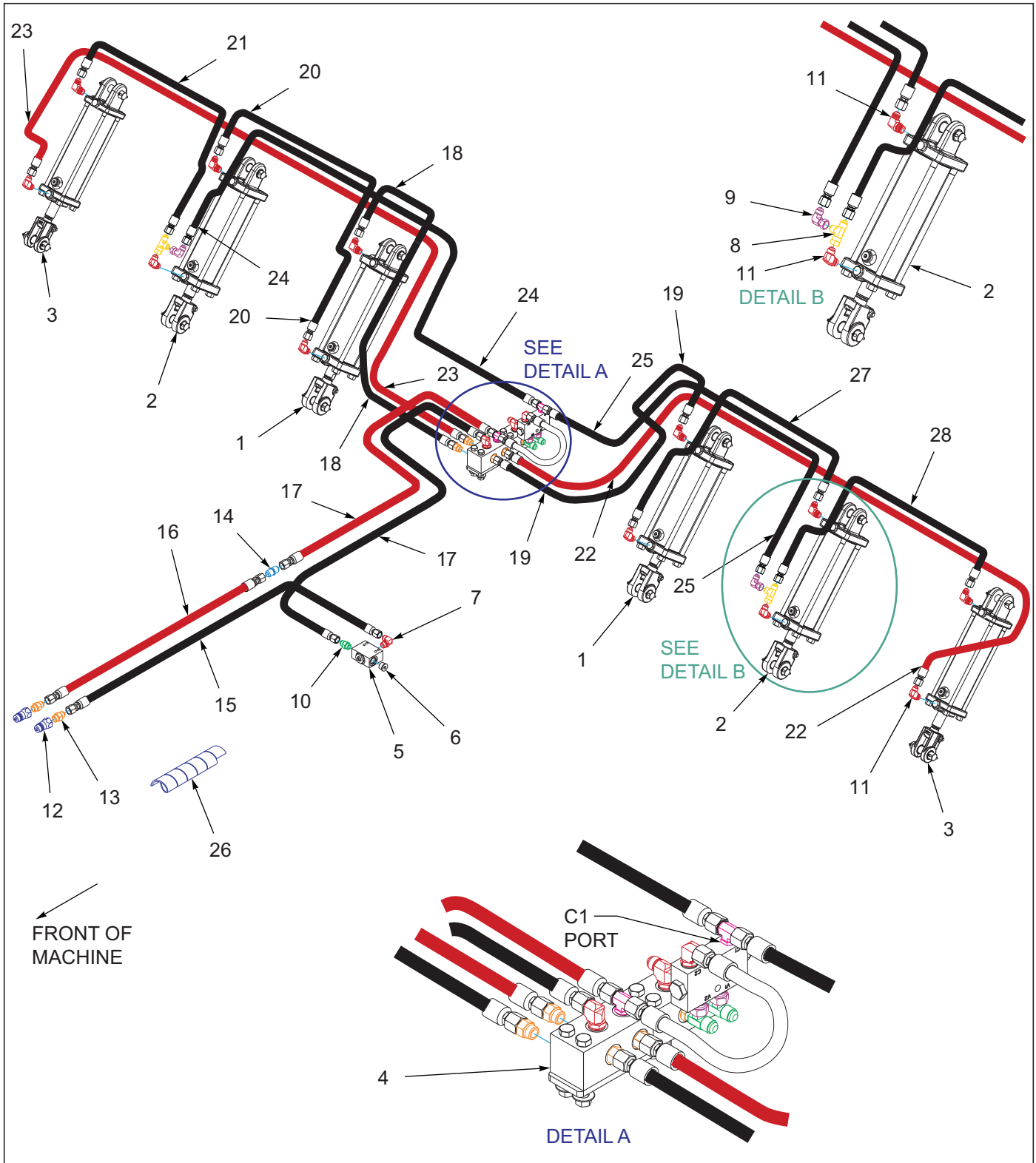


Figure 6-1: Hydraulic Assembly Lift 9650FH-38'-42'

Hydraulic Assembly Lift 9650FH-38'-42'

ITEM	PART NUMBER	DESCRIPTION	QTY.
1	247547	CYLINDER, 4X10, REPHASE (AFTER 04-15-2024) (SEE PAGE 7-9)	2
1	140470	CYLINDER 4X10 REPHASE (BEFORE 04-15-2024) (SEE PAGE 7-10)	2
2	247546	CYLINDER, 3-3/4 X 10, REPHASE (AFTER 05-10-2024) (SEE PAGE 7-7)	2
2	140471	CYLINDER 3-3/4X10 REPHASE (BEFORE 05-10-2024) (SEE PAGE 7-8)	2
3	247545	CYLINDER, 3-1/2X10, REPHASE (AFTER 06-12-2024) (SEE PAGE 7-3)	2
3	164172	CYLINDER, 3-1/2X10, REPHASE (BEFORE 06-12-2024) (SEE PAGE 7-4)	2
4	231469	MANIFOLD ASSY, CULTIVATOR (SEE PAGE 6-7)	1
5	203467	VALVE-LIMIT, STROKE	1
6	143853	PLUG #10 M ORB HEX SOCKET	1
7	2062-10-8S	ADAPTER,90, #10 O-RING-TUBE	1
8	203102-8-8S	ADAPTER,TEE,1/2 #8JICX#8JICSWV	3
9	2071-8-8S	ADAPTER90 #8 FLR SWIVEL #8JIC	3
10	202702-10-8S	ADAPTER, #10 O-RING #8 TUBE	1
11	2062-8-8S	ADAPTER, 90, #8 O-RING-TUBE	12
12	141828	COUPLER,MALE 3/4-16 O-RING	2
13	202702-8-8S	ADAPTER #8 O-RING TO #8 TUBE	2
14	148338	FITTING, UNION SAE 37 8X8	1
15	229049	HOSE ASSY, 1/2X306, SAE37,STR	1
16	187439	HOSE ASY 1/2X214,SAE37 STR-STR	1
17	164303	HOSE ASSY,1/2X138 SAE37 STR	2
18	181801	HOSE ASSY, 3/8x58 #8 JIC SWIV	1
19	116489	HOSE ASSY 3/8X64 #8 JIC SW	1
20	198296	HOSE ASSY, 3/8X144 #8JIC SWIV	1
21	116434	HOSE ASSY, 3/8X120 #8 JIC SW	1
22	116437	HOSE ASSY, 3/8X267 #8 JIC SW	1
23	236696	HOSE ASSY, 3/8X261 #8 SWIV	1
24	141889	HOSE ASSY 3/8X159 #8JIC SWIV	1
25	194116	HOSE ASM,3/8 X 172,#8FJS	1
26	155528	HOSE WRAP, BLUE 1" ID X 8"	1
27	210264	HOSE ASSY,3/8,#8JIC SWIVELX138	1
28	166171	HOSE ASSY 3/8X114 #8JIC SWIV	1

Hydraulic Assembly Lift 9650FH-46'-50'

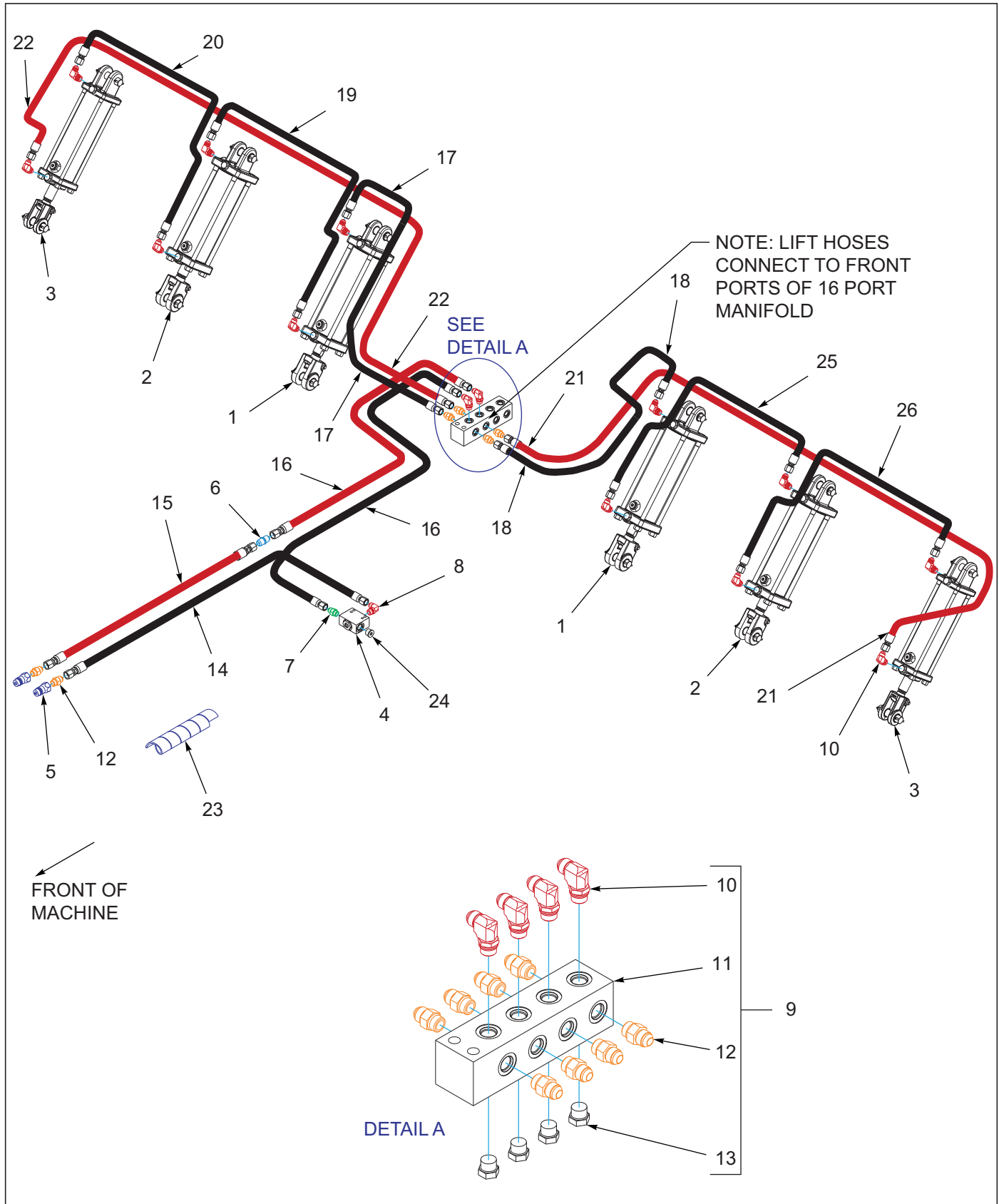


Figure 6-2: Hydraulic Assembly Lift 9650FH-46'-50'

Hydraulic Assembly Lift 9650FH-46'-50'

ITEM	PART NUMBER	DESCRIPTION	QTY.
1	247547	CYLINDER, 4X10, REPHASE (AFTER 04-15-2024) (SEE PAGE 7-9)	2
1	140470	CYLINDER 4X10 REPHASE (BEFORE 04-15-2024) (SEE PAGE 7-10)	2
2	247546	CYLINDER, 3-3/4 X 10, REPHASE (AFTER 05-10-2024) (SEE PAGE 7-7)	2
2	140471	CYLINDER 3-3/4X10 REPHASE (BEFORE 05-10-2024) (SEE PAGE 7-8)	2
3	247545	CYLINDER, 3-1/2X10, REPHASE (AFTER 06-12-2024) (SEE PAGE 7-3)	2
3	164172	CYLINDER, 3-1/2X10, REPHASE (BEFORE 06-12-2024) (SEE PAGE 7-4)	2
4	203467	VALVE-LIMIT, STROKE	1
5	141828	COUPLER,MALE 3/4-16 O-RING	2
6	148338	FITTING, UNION SAE 37 8X8	1
7	202702-10-8S	ADAPTER, #10 O-RING #8 TUBE	1
8	2062-10-8S	ADAPTER,90, #10 O-RING-TUBE	1
9	166252	MANIFOLD ASSY LIFT/FOLD (INCLUDES ITEMS 10-13)	1
10	2062-8-8S	ADAPTER, 90, #8 O-RING-TUBE	16
11	141594	MANIFOLD, HYDRAULIC 16 PORT	1
12	202702-8-8S	ADAPTER #8 O-RING TO #8 TUBE	10
13	1-007-010025	PLUG, 3/4-16 O-RING BOSS	2
14	229049	HOSE ASSY, 1/2X306, SAE37,STR	1
15	187439	HOSE ASY 1/2X214,SAE37 STR-STR	1
16	164303	HOSE ASSY,1/2X138 SAE37 STR	2
17	181801	HOSE ASSY, 3/8x58 #8 JIC SWIV	1
18	116489	HOSE ASSY 3/8X64 #8 JIC SW	1
19	122911	HOSE ASSY 3/8X168,#8JIC SWVL	1
20	116435	HOSE ASSY, 3/8X146 #8 JIC SW	1
21	203597	HOSE ASSY 3/8X314,-8FJX,-8FJX	1
22	210267	HOSE ASSY,3/8,#8JIC SWIVELX305	1
23	155528	HOSE WRAP, BLUE 1" ID X 8"	1
24	143853	PLUG #10 M ORB HEX SOCKET	1
25	159569	HOSE ASSY 3/8X161,#8JIC SWVL	1
26	210264	HOSE ASSY,3/8,#8JIC SWIVELX138	1

Hydraulic Assembly Fold 9650FH-38'-42'

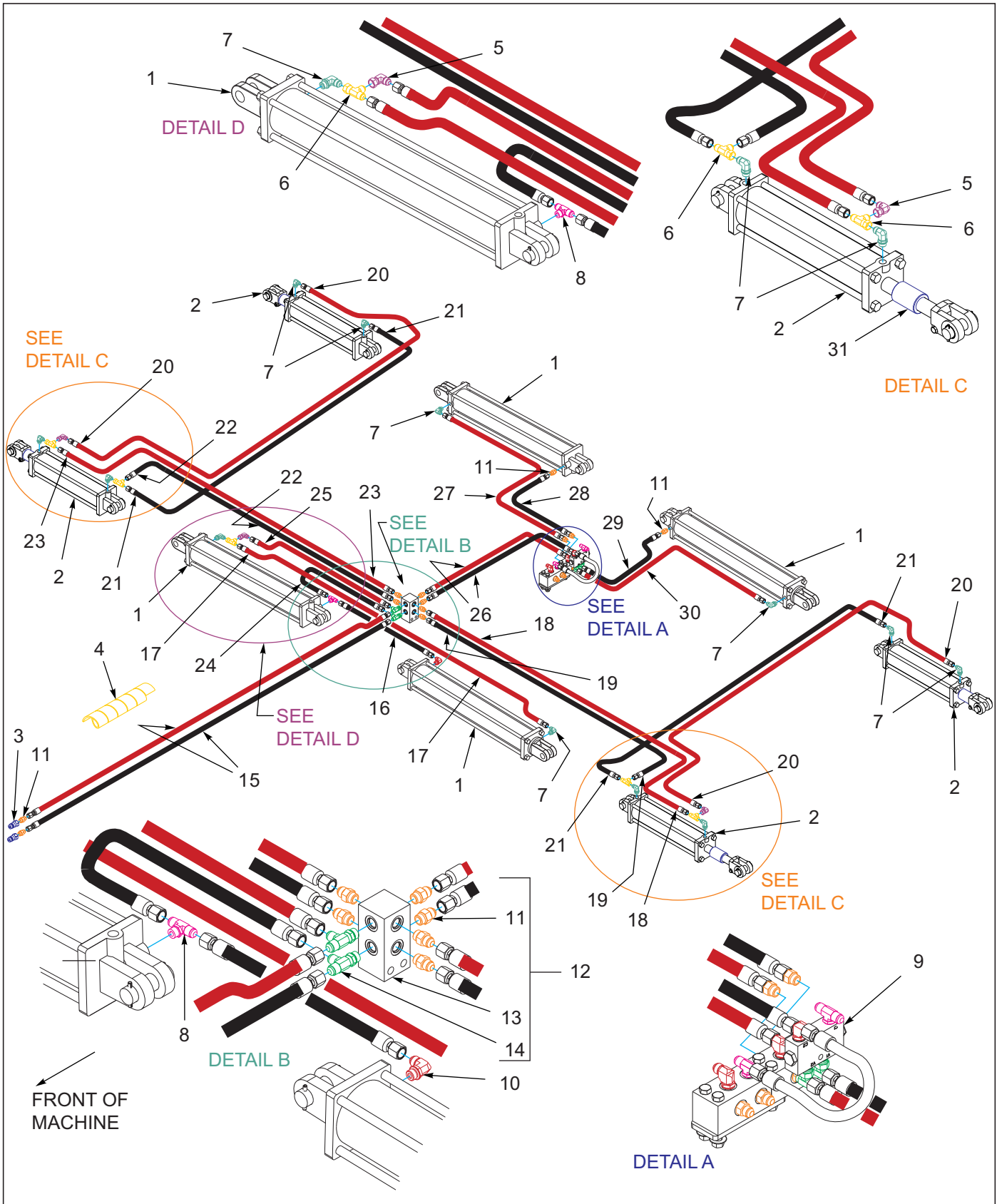


Figure 6-3: Hydraulic Assembly Fold 9650FH-38'-42'

Hydraulic Assembly Fold 9650FH-38'-42'

ITEM	PART NUMBER	DESCRIPTION	QTY.
1	167618	CYL ASM, 4-1/2 X 30 W/FITTINGS (SEE PAGE 7-11)	4
2	231460	CYL ASM, 4X16 W/FITTINGS (SEE PAGE 7-12)	4
3	141828	COUPLER,MALE 3/4-16 O-RING	2
4	155529	HOSE WRAP, YELLOW 1" ID X 8"	1
5	2071-8-8S	ADAPTER90 #8 FLR SWIVEL #8JIC	3
6	203102-8-8S	ADAPTER,TEE,1/2 #8JICX#8JICSWV	3
7	141826	ELBOW 90 1/16 RES	12
8	203003-8-8S	ADAPTER,TEE,#8 O-RING-TUBE	1
9	231469	MANIFOLD ASSY, CULTIVATOR (SEE PAGE 6-7)	1
10	2062-8-8S	ADAPTER, 90, #8 O-RING-TUBE	1
11	202702-8-8S	ADAPTER #8 O-RING TO #8 TUBE	8
12	172664	MANIFOLD ASSY, FOLD (INCLUDES ITEMS 11, 13, 14)	1
13	2-474-010022	MANIFOLD HYDRAULIC, 6 HOSE	1
14	203005-8-8S	ADAPTER,TEE,#8 O-RING-TUBE	2
15	116437	HOSE ASSY, 3/8X267 #8 JIC SW	2
16	117259	HOSE ASSY 3/8X48 #8JIC	1
17	166171	HOSE ASSY 3/8X114 #8JIC SWIV	1
18	141883	HOSE ASSY 3/8X190 #8 JIC SWIV	1
19	141864	HOSE ASSY 3/8X175 #8 JIC SWIV	1
20	159569	HOSE ASSY 3/8X161,#8JIC SWVL	2
21	137599	HOSE ASSY 3/8X126.25 #8JIC SWV	2
22	116434	HOSE ASSY, 3/8X120 #8 JIC SW	1
23	141881	HOSE ASSY 3/8X136 #8 JIC SWIV	1
24	147582	HOSE ASSY 3/8X24 #8 JIC SWIV	1
25	71508985	HOSE ASSY .38 X 30	1
26	71508988	HOSE ASSY 3/8 X 80	2
27	153843	HOSE ASSY 3/8X67 #8 JIC SWIV	1
28	1-397-010369036	HOSE ASSY 3/8X36,#8 JIC SWVL	1
29	117259	HOSE ASSY 3/8X48 #8JIC	1
30	116490	HOSE ASSY 3/8X78 #8 JIC SW	1
31	231459	BUSHING, CYLINDER STOP 3-1/4" (USED ON 9650FH-38'-42' ONLY)	4

Manifold Assembly 9650FH-38'-42'

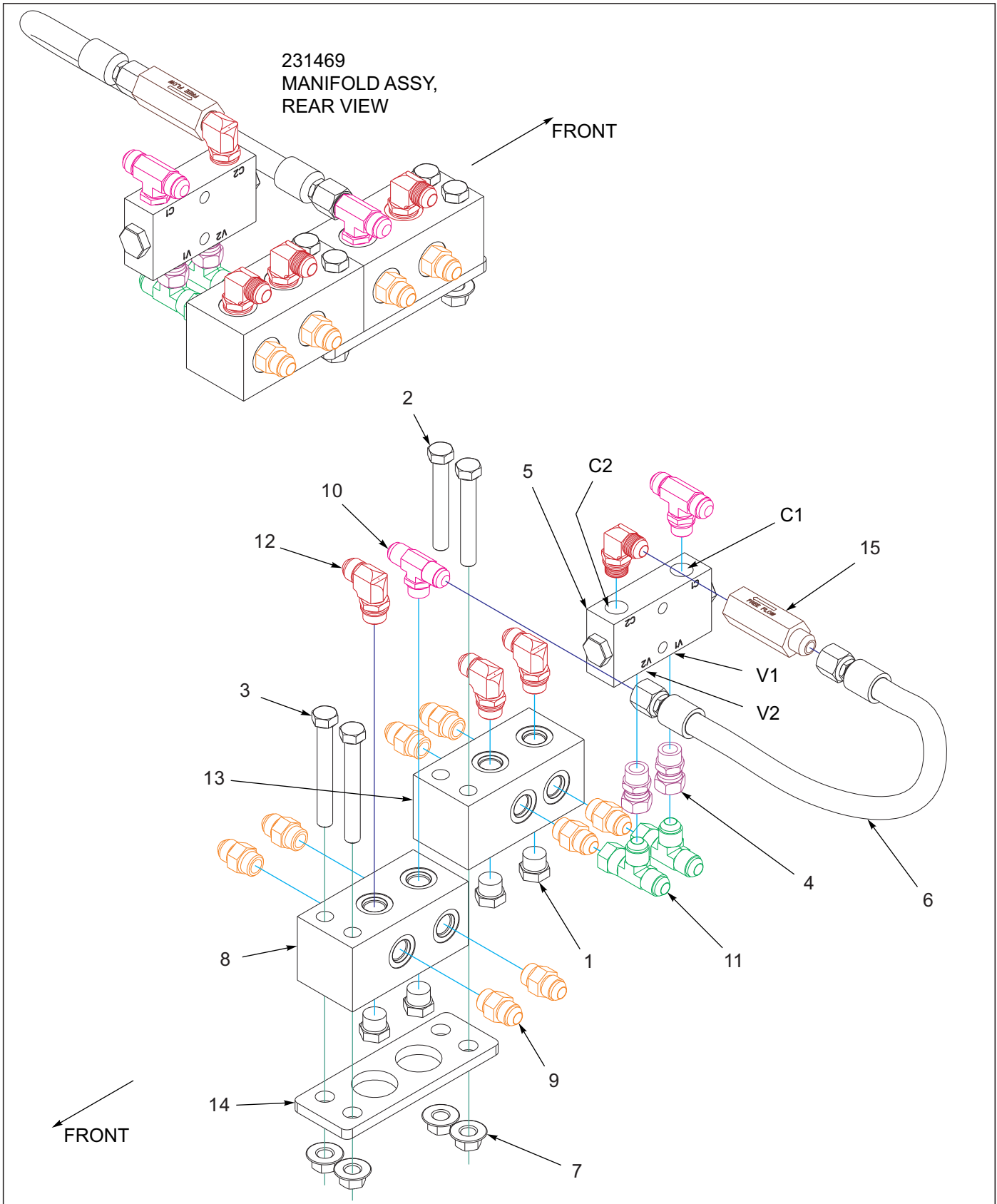


Figure 6-4: Manifold Assembly 9650FH-38'-42'

Manifold Assembly 9650FH-38'-42'

ITEM	PART NUMBER	DESCRIPTION	QTY.
--	231469	MANIFOLD ASSY, CULTIVATOR	
1	1-007-010025	PLUG, 3/4-16 O-RING BOSS	4
2	1-654-010055-11	SCREW,HX CP 1/2-13UNCX3-1/2	2
3	1-654-010055-13	SCREW,HEX CAP,1/2-13UNCX4 GR5	2
4	102-1130	FTG,STR 8M ORING X 8F JIC SW	2
5	124696	VALVE,CHK DBL PILOT O-RING	1
6	137601	HOSE ASSY, 3/8X20, #8JIC SWVL	1
7	172509	NUT,1/2-13 WIDE FLNG TOP LCK F	4
8	2-474-010022	MANIFOLD HYDRAULIC, 6 HOSE	1
9	202702-8-8S	ADAPTER #8 O-RING TO #8 TUBE	8
10	203003-8-8S	ADAPTER,TEE,#8 O-RING-TUBE	2
11	203102-8-8S	ADAPTER,TEE,1/2 #8JICX#8JICSWV	2
12	2062-8-8S	ADAPTER, 90, #8 O-RING-TUBE	4
13	211075	MANIFOLD, 8 PORT NARROW	1
14	211367	HYD MANIFOLD MNT	1
15	3-846-010155	VALVE RSTR #8JIC 1/16-ONE WAY	1

Hydraulic Assembly Fold 9650FH-46'-50'

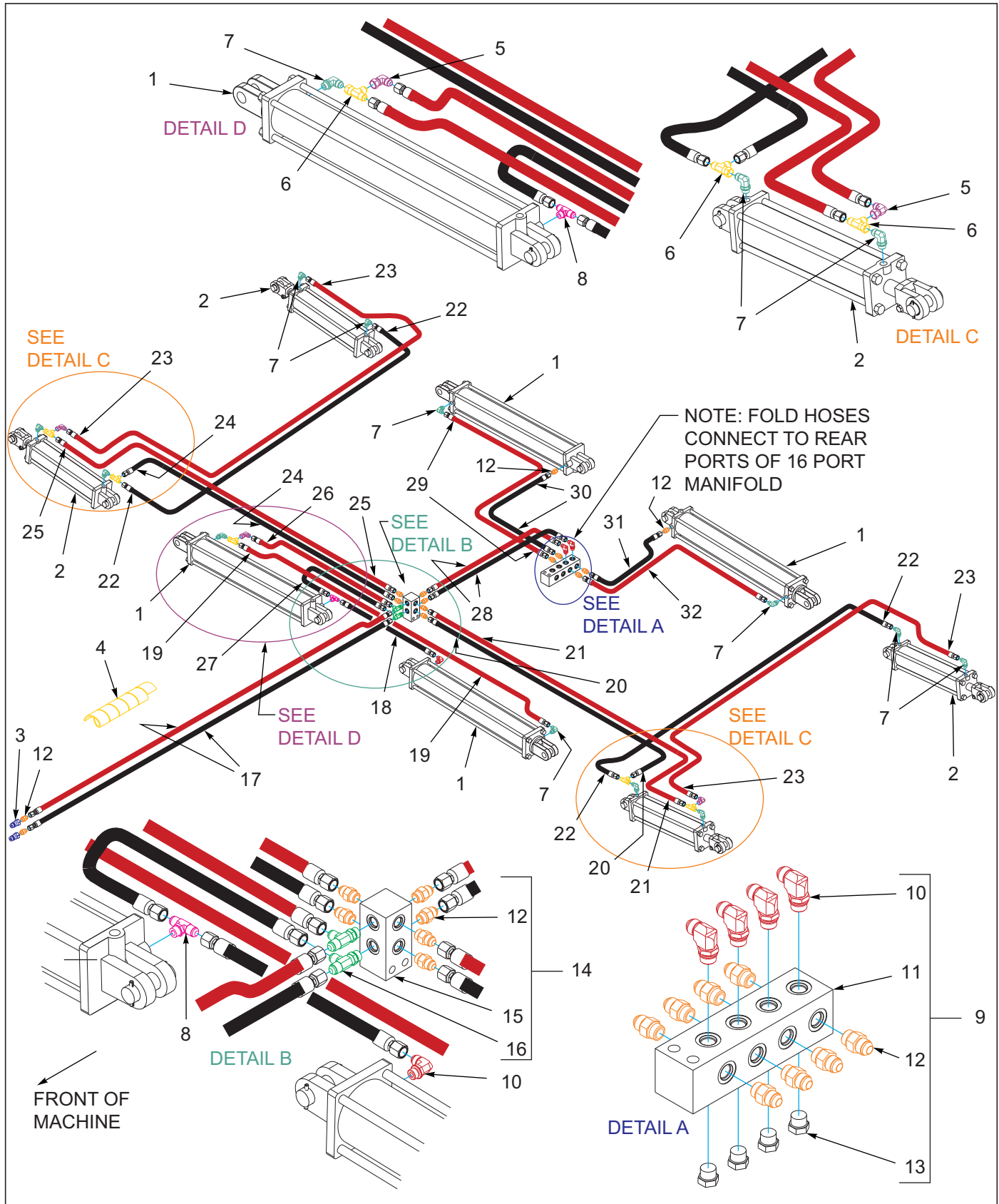


Figure 6-5: Hydraulic Assembly Fold 9650FH-46'-50'

Hydraulic Assembly Fold 9650FH-46'-50'

ITEM	PART NUMBER	DESCRIPTION	QTY.
1	167618	CYL ASM, 4-1/2 X 30 W/FITTINGS (SEE PAGE 7-11)	4
2	201786	CYLINDER ASSY 4X16 W/FITTINGS (SEE PAGE 7-12) (9650FH-46'-50' ONLY)	4
3	141828	COUPLER,MALE 3/4-16 O-RING	2
4	155529	HOSE WRAP, YELLOW 1" ID X 8"	1
5	2071-8-8S	ADAPTER90 #8 FLR SWIVEL #8JIC	3
6	203102-8-8S	ADAPTER,TEE,1/2 #8JICX#8JICSWV	3
7	141826	ELBOW 90 1/16 RES	10
8	203003-8-8S	ADAPTER,TEE,#8 O-RING-TUBE	1
9	166252	MANIFOLD ASSY LIFT/FOLD (INCLUDES ITEMS 10-13)	1
10	2062-8-8S	ADAPTER, 90, #8 O-RING-TUBE	3
11	141594	MANIFOLD, HYDRAULIC 16 PORT	1
12	202702-8-8S	ADAPTER #8 O-RING TO #8 TUBE	14
13	1-007-010025	PLUG, 3/4-16 O-RING BOSS	2
14	172664	MANIFOLD ASSY, FOLD (INCLUDES ITEMS 12, 15, 16)	1
15	2-474-010022	MANIFOLD HYDRAULIC, 6 HOSE	1
16	203005-8-8S	ADAPTER,TEE,#8 O-RING-TUBE	2
17	116437	HOSE ASSY, 3/8X267 #8 JIC SW	2
18	117259	HOSE ASSY 3/8X48 #8JIC	1
19	166171	HOSE ASSY 3/8X114 #8JIC SWIV	1
20	71509000	HOSE ASM 3/8 X202	1
21	160693	HOSE ASSY 3/8X222 #8 JIC SWIV	1
22	137599	HOSE ASSY 3/8X126.25 #8JIC SWV	2
23	159569	HOSE ASSY 3/8X161,#8JIC SWVL	2
24	116435	HOSE ASSY, 3/8X146 #8 JIC SW	1
25	144343	HOSE ASSY 3/8X165 #8 JIC SWIV	1
26	71508985	HOSE ASSY .38 X 30	1
27	147582	HOSE ASSY 3/8X24 #8 JIC SWIV	1
28	71508988	HOSE ASSY 3/8 X 80	2
29	153843	HOSE ASSY 3/8X67 #8 JIC SWIV	1
30	1-397-010369036	HOSE ASSY 3/8X36,#8 JIC SWVL	1
31	117259	HOSE ASSY 3/8X48 #8JIC	1
32	116490	HOSE ASSY 3/8X78 #8 JIC SW	1

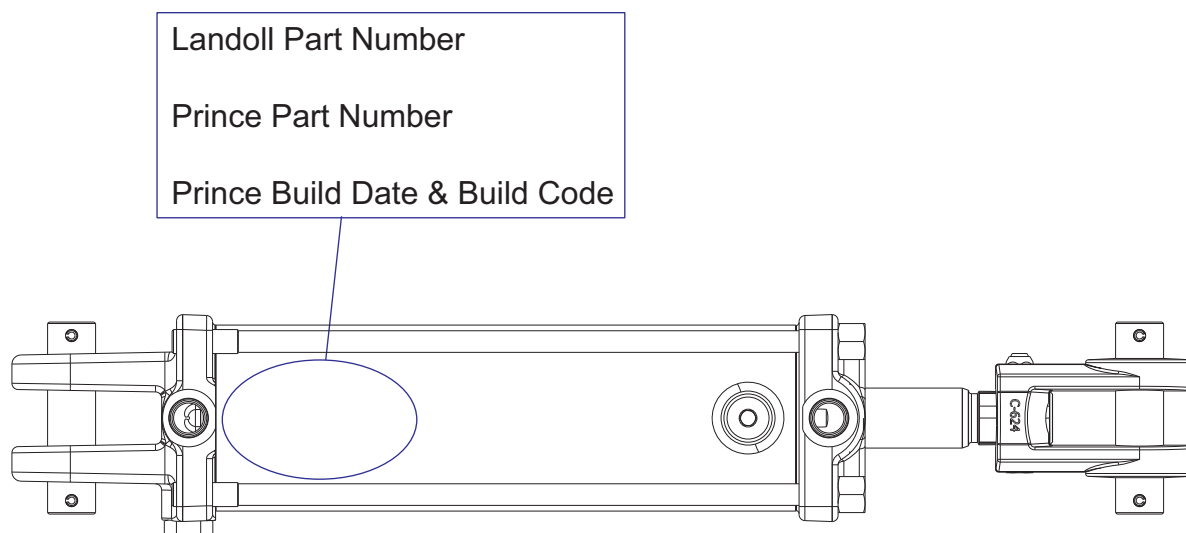
Cylinders

Rephasing Hydraulic Cylinder Change

As of January 1st, 2024, the **REPHASING** cylinders that Landoll purchases from Prince Manufacturing have been modified by Prince Manufacturing. These changes have required Landoll to assign new part numbers for the cylinders and corresponding service items, i.e. packing kits, glands, clevis ends, etc.

During assembly and service of your Landoll equipment it is important to know which cylinders you are dealing with. During the modification process listed above, Landoll requested that the below two changes be implemented to help aid our customers in identifying the cylinder:

1. Engrave the Landoll part number into the barrel of the cylinder.



2. Remove spring bushings in both the butt end and rod clevises. Change both clevises to an Austempered Ductile Iron (ADI) material for improved strength and wearability.

NOTE: When ordering parts, please make sure the correct cylinder part number has been identified, ensuring that you receive the correct parts. Record the information from the identification plate (See Figure 1-1) to assist with ordering parts.

Figure 7-1: Rephasing Hydraulic Cylinder Change

Cross Reference Matrix For Model 9650FH FC

Old Landoll Part Number	New Landoll Part Number	Landoll Part Description
164172	247545	Cylinder, 3-1/2 x10, Rephase
164172M	247545M	Cylinder, 3-1/2 x10, Rephase
140471	247546	Cylinder, 3-3/4 x 10, Rephase
140470	247547	Cylinder, 4 x 10, Rephase

Figure 7-2: Cross Reference Matrix For Model 9650FH FC

Cylinder Assembly Rephase 3-1/2 x 10 (Prince)

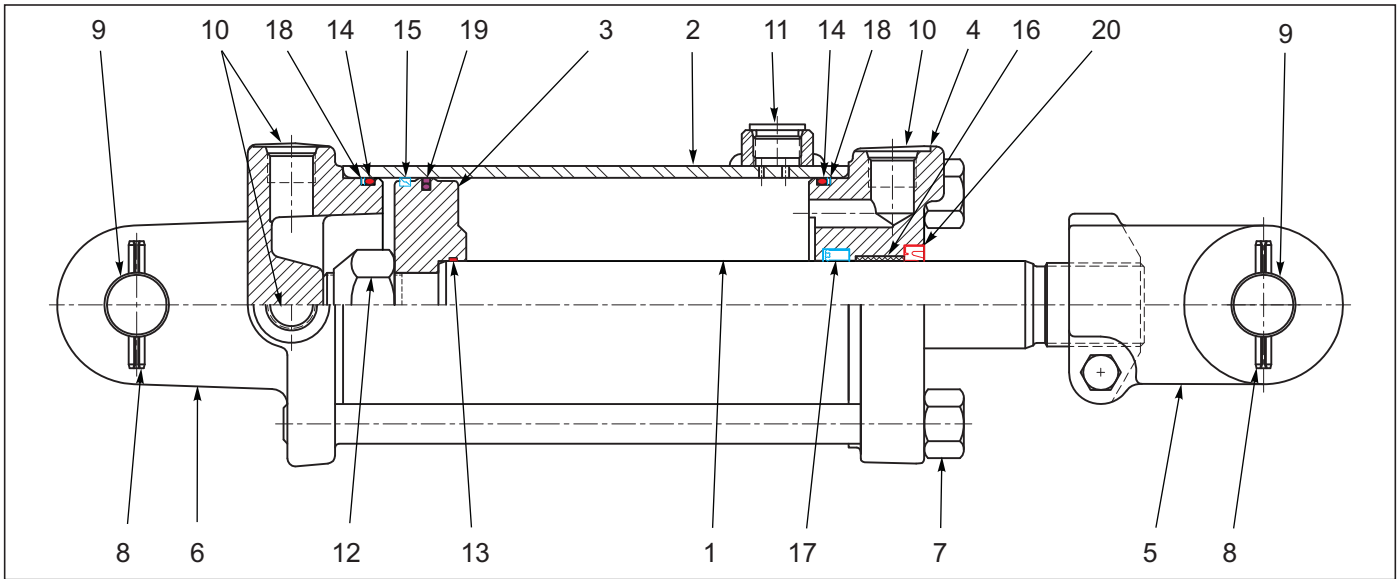


Figure 7-3: Cylinder Assembly Rephase 3-1/2 x 10 (Prince)

Cylinder Assembly Rephase 3-1/2 x 10 (Prince)

ITEM	PART NUMBER	DESCRIPTION	QTY.
--	247545	CYLINDER, 3-1/2 X 10, REPHASE	
1	-----	PISTON ROD	1
2	-----	TUBE ASSEMBLY	1
3	-----	PISTON	1
4	252919	GLAND, 3-1/2" BORE, PRINCE	1
5	252920	ROD CLEVIS-ADI, 1" PIN, PRINCE	1
6	252921	BUTT CLEVIS-ADI, 3-1/2 BORE, PRC	1
7	-----	TIE ROD STUD W/ HEX NUT	1
8	111789	PIN, ROLL #190100057 (ø1/4 x 2)	4
9	143994	CLEVIS PIN, ø1 HARDEN, PRINCE	2
10	-----	#8 SAE HEX HEAD PLUG	3
11	-----	#8 SAE HOLLOW HEX PLUG	1
12	-----	LOCKNUT	1
13	-----	O- RING	1
14	-----	O- RING	2
15	-----	PISTON BEARING RING	1
16	252922	GLAND BUSHING, 1-1/4 ROD, PRINCE	1
17	-----	U- CUP	1
18	-----	BU- WASHER	2
19	-----	TEFLON SEAL	1
20	-----	CANNED WIPER	1
21	252923	PACKING KIT, 3-1/2 BORE, PRINCE (NOT SHOWN) (INCLUDES ITEMS 13-20)	

Cylinder Assembly Rephase 3-1/2 x 10 (Prince)

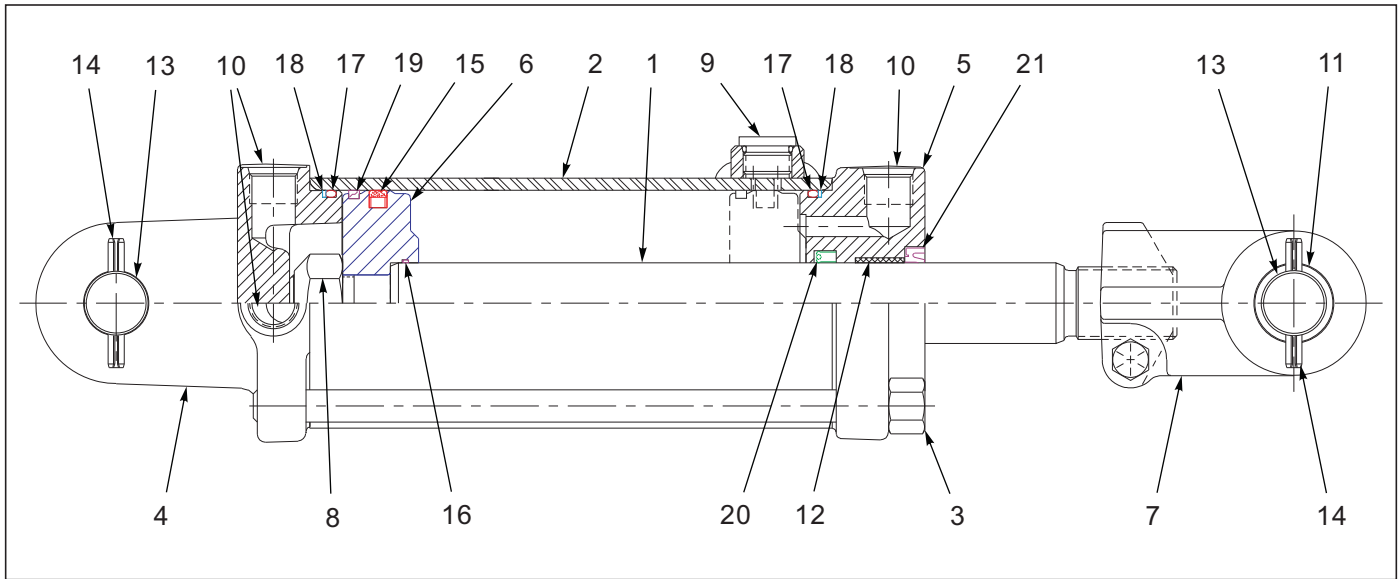


Figure 7-4: Cylinder Assembly Rephase 3-1/2 x 10 (Prince)

Cylinder Assembly Rephase 3-1/2 x 10 (Prince)

ITEM	PART NUMBER	DESCRIPTION	QTY.
--	164172	CYLINDER 3-1/2X10, REPHASE (DISCONTINUED)	
1	-----	PISTON ROD	1
2	-----	TUBE ASSEMBLY	1
3	-----	TIEROD ASSY	4
4	148084	BUTT CLEVIS ASSEMBLY N	1
5	148085	GLAND ASSEMBLY	1
6	-----	PISTON	1
7	148087	CLEVIS ASSEMBLY	1
8	-----	LOCK NUT	1
9	-----	SHIPPING PLUG	1
10	-----	SHIPPING PLUG	3
11	148088	BUSHING	2
12	125566	DU-BUSHING (2106000293)	1
13	143994	CLEVIS PIN, ø1 HARDEN, PRINCE	2
14	111789	PIN,ROLL #190100057 (ø1/4 x 2)	4
15	-----	TEFLON SEAL	1
16	-----	O-RING	1
17	-----	O-RING	2
18	-----	BU-WASHER	2
19	-----	BEARING RING	1
20	-----	U-CUP	1
21	-----	CANNED WIPER	1
22	164245	PACKING KIT FOR 164172 (NOT SHOWN) (INCLUDES ITEMS 15-21)	

Cylinder Assembly Rephase 3-1/2 x 10 (Midway)

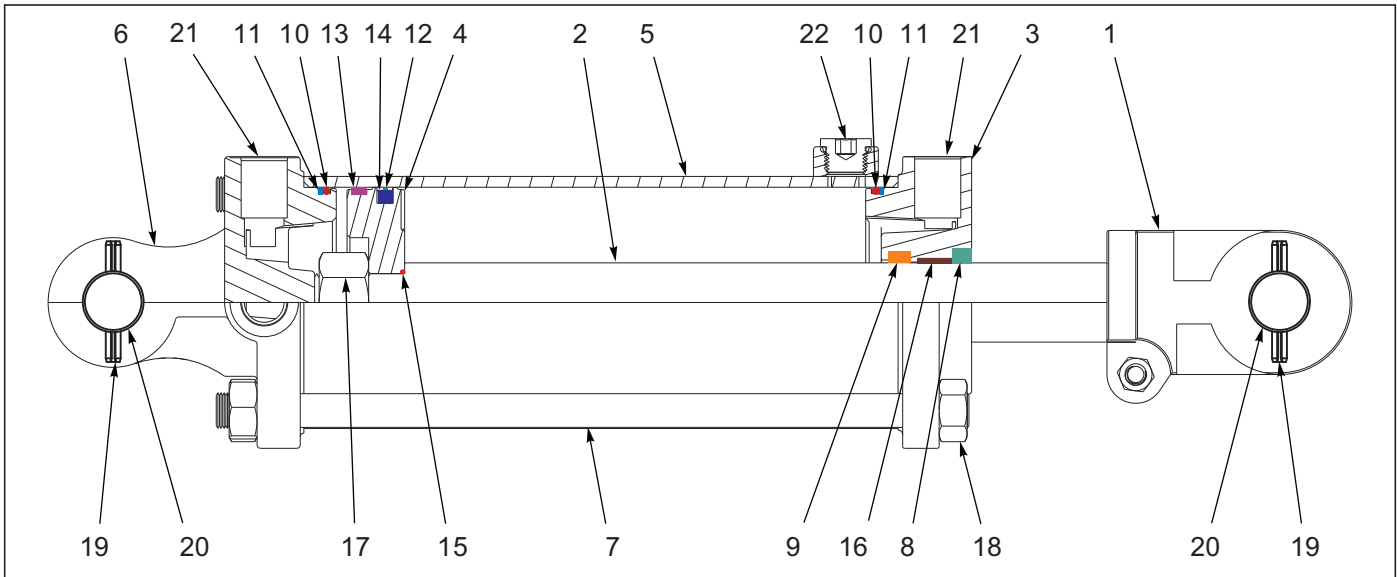


Figure 7-5: Cylinder Assembly Rephase 3-1/2 x 10 (Midway)

Cylinder Assembly Rephase 3-1/2 x 10 (Midway)

ITEM	PART NUMBER	DESCRIPTION	QTY.
--	247545M	CYLINDER, 3-1/2 X 10, REPHASE	
1	231792	ROD CLEVIS-ADI, 1" PIN, MIDWAY	1
2	-----	ROD	1
3	234417	GLAND, 3-1/2" BORE, MIDWAY	1
4	-----	PISTON	1
5	-----	TUBE	1
6	234416	BUTT CLEVIS-ADI, 3-1/2" BORE	1
7	-----	TIEROD	4
8	-----	WIPER	1
9	-----	U- CUP	1
10	-----	OD O- RING	2
11	-----	OD BACKUP	2
12	-----	O- RING	1
13	-----	TFR	1
14	-----	LOADER	1
15	-----	O- RING	1
16	-----	BUSHING	1
17	-----	PISTON NUT	1
18	-----	TIEROD NUT	8
19	1-647-010004221	PIN,SPRING 1/4X2 SLOTTED	2
20	229565	CLEVIS PIN, Ø1" HARDEN, MIDWAY	2
21	-----	HEX PLUG	3
22	-----	REPHASING PORT PLUG	1
23	234418	PACKING KIT,3-1/2" BORE,MIDWAY (NOT SHOWN) (INCLUDES ITEMS 8-16)	

Cylinder Assembly Rephase 3-1/2 x 10 (Midway)

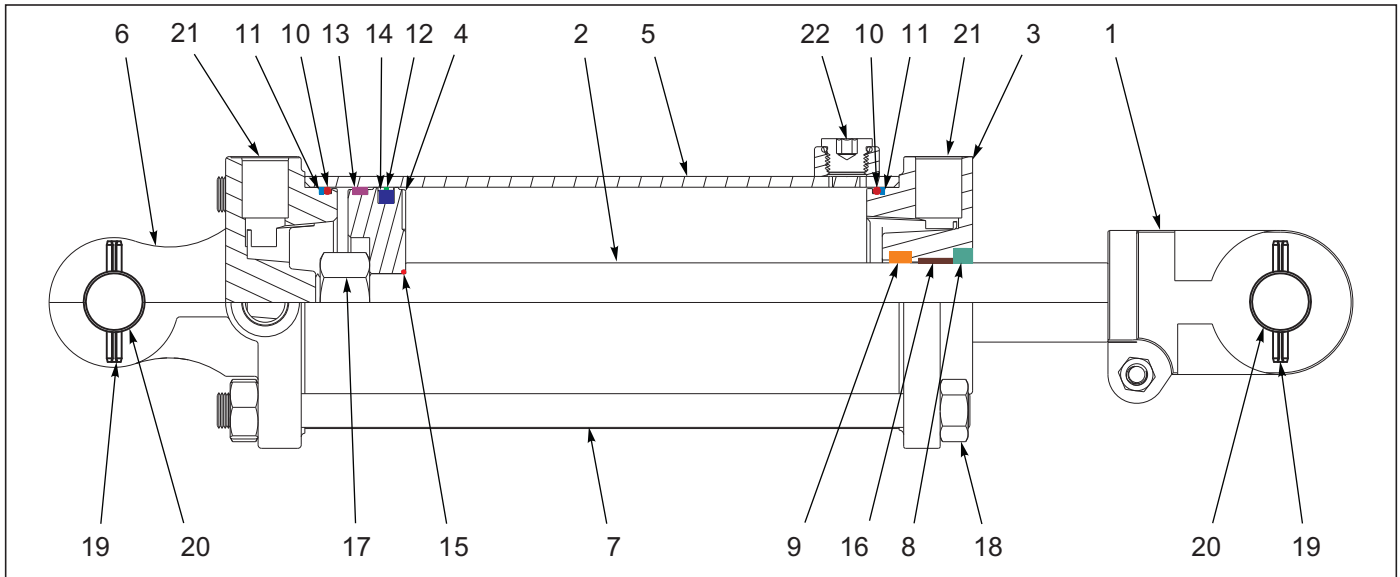


Figure 7-6: Cylinder Assembly Rephase 3-1/2 x 10 (Midway)

Cylinder Assembly Rephase 3-1/2 x 10 (Midway)

ITEM	PART NUMBER	DESCRIPTION	QTY.
--	164172M	CYLINDER, 3-1/2 X 10, REPHASE (DISCONTINUED)	
1	231792	ROD CLEVIS-ADI, 1" PIN, MIDWAY	1
2	-----	ROD	1
3	234417	GLAND, 3-1/2" BORE, MIDWAY	1
4	-----	PISTON	1
5	-----	TUBE	1
6	234416	BUTT CLEVIS-ADI, 3-1/2" BORE	1
7	-----	TIEROD	4
8	-----	WIPER	1
9	-----	U- CUP	1
10	-----	OD O- RING	2
11	-----	OD BACKUP	2
12	-----	O- RING	1
13	-----	TFR	1
14	-----	LOADER	1
15	-----	O- RING	1
16	-----	BUSHING	1
17	-----	PISTON NUT	1
18	-----	TIEROD NUT	8
19	1-647-010004221	PIN,SPRING 1/4X2 SLOTTED	2
20	229565	CLEVIS PIN, Ø1" HARDEN, MIDWAY	2
21	-----	HEX PLUG	3
22	-----	REPHASING PORT PLUG	1
23	234418	PACKING KIT,3-1/2" BORE,MIDWAY (NOT SHOWN) (INCLUDES ITEMS 8-16)	

Cylinder Assembly 3-3/4 x 10, Rephase

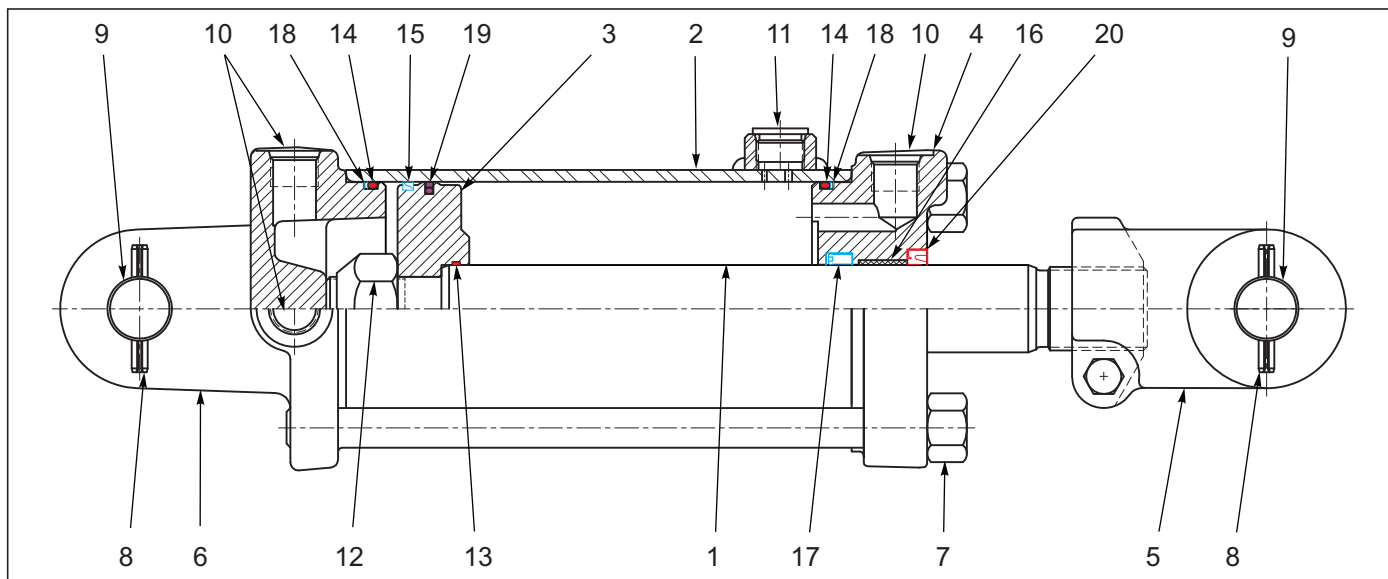


Figure 7-7: Cylinder Assembly 3-3/4 x 10, Rephase

Cylinder Assembly 3-3/4 x 10, Rephase

ITEM	PART NUMBER	DESCRIPTION	QTY.
--	247546	CYLINDER, 3-3/4 X 10, REPHASE (1" PINS)	
1	-----	PISTON ROD	1
2	-----	TUBE ASSEMBLY	1
3	-----	PISTON	1
4	252924	GLAND, 3-3/4" BORE, PRINCE	1
5	252925	ROD CLEVIS-ADI, 1" PIN, PRINCE	1
6	252926	BUTT CLEVIS-ADI, 3-3/4 BORE, PRC	1
7	-----	TIE ROD STUD W/ HEX NUT	1
8	111789	PIN, ROLL #190100057 (ø1/4 x 2)	4
9	143994	CLEVIS PIN, ø1 HARDEN, PRINCE	2
10	-----	#8 SAE HEX HEAD PLUG	3
11	-----	#8 SAE HOLLOW HEX PLUG	1
12	-----	LOCKNUT	1
13	-----	O- RING	1
14	-----	O- RING	2
15	-----	PISTON BEARING RING	1
16	252927	GLAND BUSHING, 1-3/8 ROD, PRINCE	1
17	-----	U- CUP	1
18	-----	BU- WASHER	2
19	-----	TEFLON SEAL	1
20	-----	CANNED WIPER	1
21	252928	PACKING KIT, 3-3/4 BORE, PRINCE (NOT SHOWN) (INCLUDES ITEMS 13-20)	

Cylinder Assembly 3-3/4 x 10, Rephase

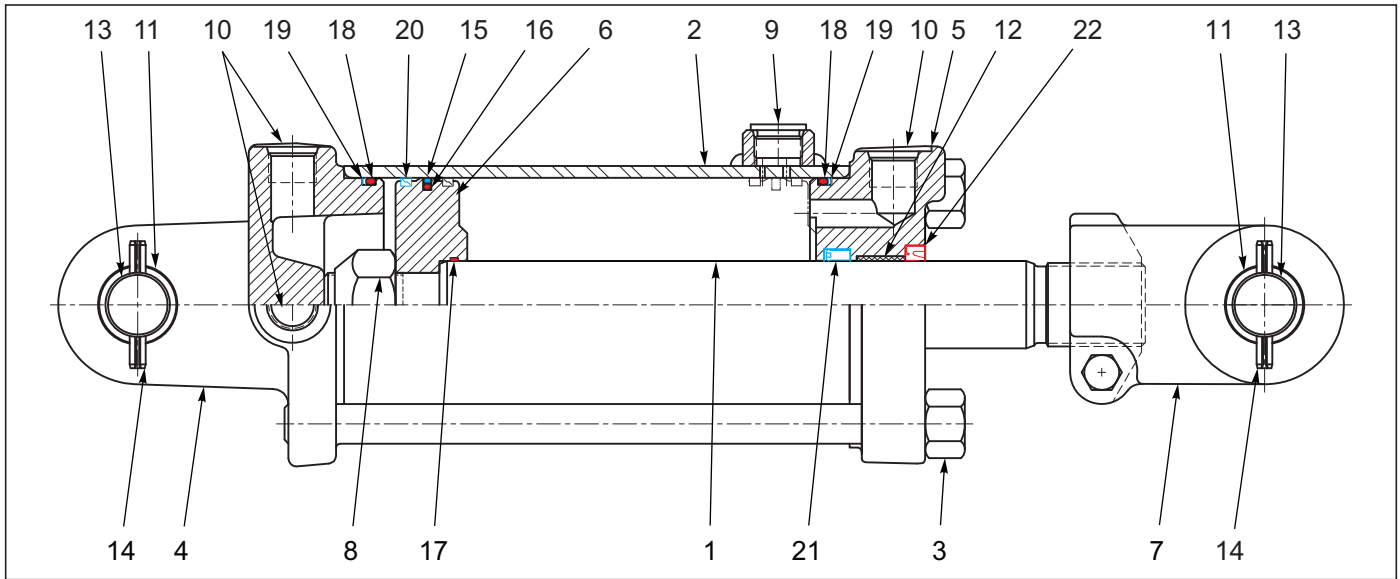


Figure 7-8: Cylinder Assembly 3-3/4 x 10, Rephase

Cylinder Assembly 3-3/4 x 10, Rephase

ITEM	PART NUMBER	DESCRIPTION	QTY.
--	140471	CYLINDER, 3-3/4 X 10, REPHASE (1" PINS) (DISCONTINUED)	
1	----	PISTON, ROD	1
2	----	TUBE ASSY	1
3	----	TIEROD ASSY	1
4	142116	BUTT CLEVIS ASSEMBLY	1
5	111871	GLAND ASSY, 9800 #081800022	1
6	----	PISTON ROD	1
7	142110	CLEVIS ASSEMBLY	1
8	----	NUT, LOCK	1
9	----	PLUG, PORT	1
10	----	PLUG, PORT	3
11	142112	BUSHING, HARDENED	4
12	141301	BUSHING	1
13	143994	CLEVIS PIN, ø1 HARDEN, PRINCE	2
14	111789	PIN,ROLL #190100057 (ø1/4 x 2)	4
15	----	TEFLON SEAL	1
16	----	O- RING	1
17	----	O- RING	1
18	----	O- RING	2
19	----	BU- WASHER	2
20	----	BEARING RING	2
21	----	U- CUP	1
22	----	CANNED WIPER	1
23	142103	PRINCE #PMCK-BH-0669 (NOT SHOWN) (INCLUDES ITEMS 15-22)	

Cylinder Assembly 4 x 10, Rephase

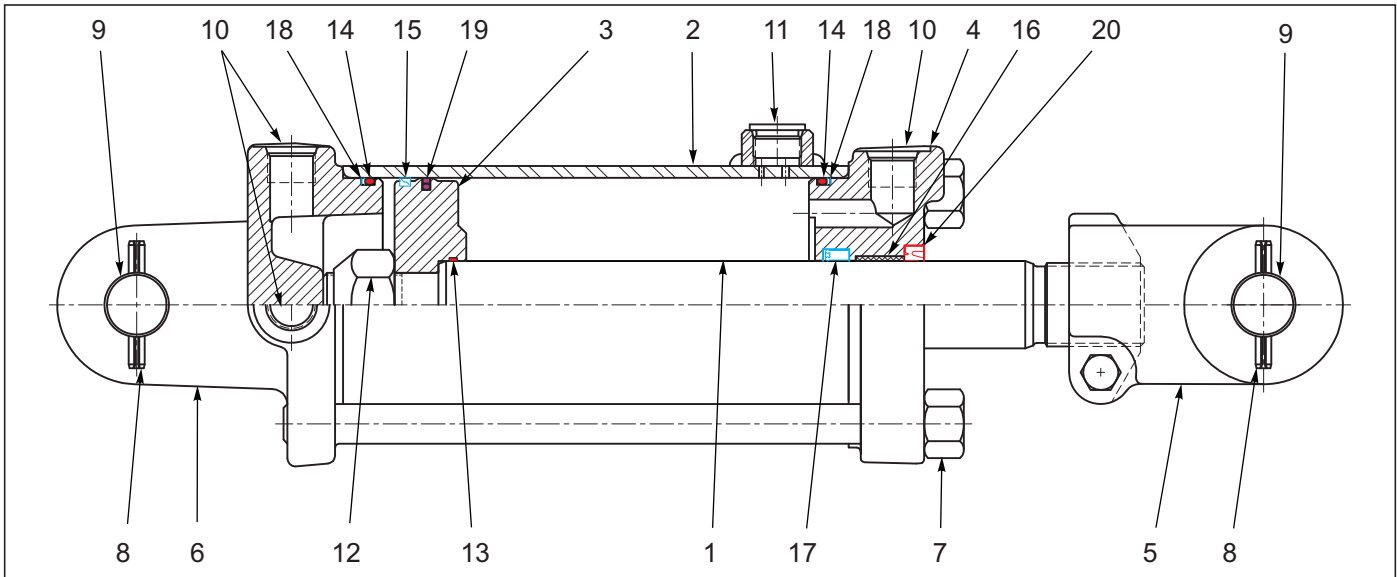


Figure 7-9: Cylinder Assembly 4 x 10, Rephase

Cylinder Assembly 4 x 10, Rephase

ITEM	PART NUMBER	DESCRIPTION	QTY.
--	247547	CYLINDER, 4 X 10, REPHASE (1" PINS)	
1	-----	PISTON ROD	1
2	-----	TUBE ASSEMBLY	1
3	-----	PISTON	1
4	252929	GLAND, 4" BORE, PRINCE	1
5	252925	ROD CLEVIS-ADI, 1" PIN, PRINCE	1
6	252930	BUTT CLEVIS-ADI, 4" BORE, PRINCE	1
7	-----	TIE ROD STUD W/ HEX NUT	1
8	111789	PIN, ROLL #190100057 (ø1/4 x 2)	4
9	143994	CLEVIS PIN, ø1 HARDEN, PRINCE	2
10	-----	#8 SAE HEX HEAD PLUG	3
11	-----	#8 SAE HOLLOW HEX PLUG	1
12	-----	LOCKNUT	1
13	-----	O- RING	1
14	-----	O- RING	2
15	-----	PISTON BEARING RING	1
16	252927	GLAND BUSHING, 1-3/8 ROD, PRINCE	1
17	-----	U- CUP	1
18	-----	BU- WASHER	2
19	-----	TEFLON SEAL	1
20	-----	CANNED WIPER	1
21	252931	PACKING KIT, 4" BORE, PRINCE (NOT SHOWN) (INCLUDES ITEMS 13-20)	

Cylinder Assembly 4 x 10, Rephase

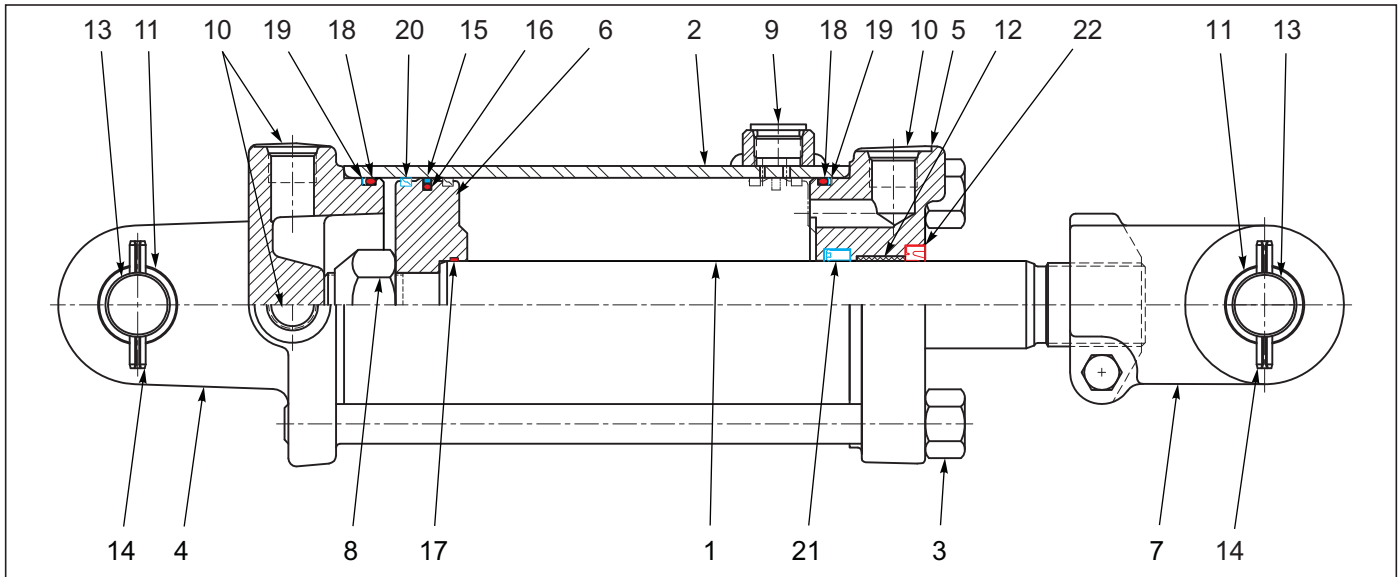


Figure 7-10: Cylinder Assembly 4 x 10, Rephase

Cylinder Assembly 4 x 10, Rephase

ITEM	PART NUMBER	DESCRIPTION	QTY.
--	140470	CYLINDER 4X10 REPHASE (1" PINS) (DISCONTINUED)	
1	----	PISTON, ROD	1
2	----	TUBE ASSY	1
3	----	TIEROD ASSY	1
4	142114	BUTT CLEVIS ASSY	1
5	142109	GLAND ASSY	1
6	----	PISTON	1
7	142110	CLEVIS ASSY	1
8	----	LOCKNUT	1
9	----	SHIPPING PLUG	1
10	----	SHIPPING PLUG	3
11	142112	BUSHING	4
12	141301	BUSHING	1
13	143994	CLEVIS PIN	2
14	111789	ROLL PIN	4
15	----	TEFLON SEAL	1
16	----	O- RING	1
17	----	O- RING	1
18	----	O- RING	2
19	----	BU- WASHER	2
20	----	BEARING RING	1
21	----	U- CUP	1
22	----	CANNED WIPER	1
23	142111	PACKING KIT (NOT SHOWN) (INCLUDES ITEMS 15-22)	

Cylinder Assembly 4-1/2 x 30

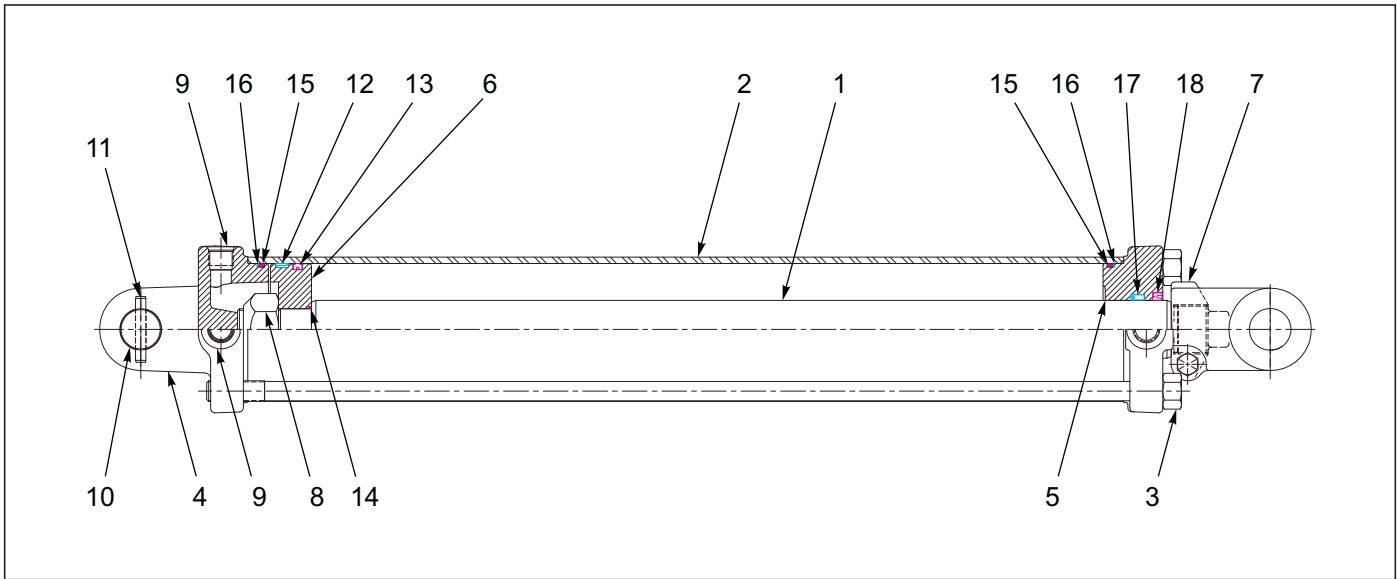


Figure 7-11: Cylinder Assembly 4-1/2 x 30

Cylinder Assembly 4-1/2 x 30

ITEM	PART NUMBER	DESCRIPTION	QTY.
--	167575	CYLINDER, 4-1/2 X 30, 2DIA ROD	
1	-----	PISTON ROD	1
2	-----	TUBE	1
3	-----	TIEROD ASSEMBLY	4
4	218648	BUTT	1
5	169549	GLAND	1
6	-----	PISTON	1
7	100000362	CLEVIS ASSEMBLY	1
8	-----	LOCKNUT	1
9	-----	PORT PLUG	3
10	169550	CLEVIS PIN	1
11	111789	ROLL PIN	2
12	-----	BEARING RING	2
13	-----	CROWN SEAL	1
14	-----	O-RING	1
15	-----	O-RING	2
16	-----	BU-WASHER	2
17	-----	U-CUP	1
18	-----	WIPER	2
19	169552	PACKING KIT (NOT SHOWN) (INCLUDES ITEMS 12-18)	

Cylinder Assembly 4 x 16

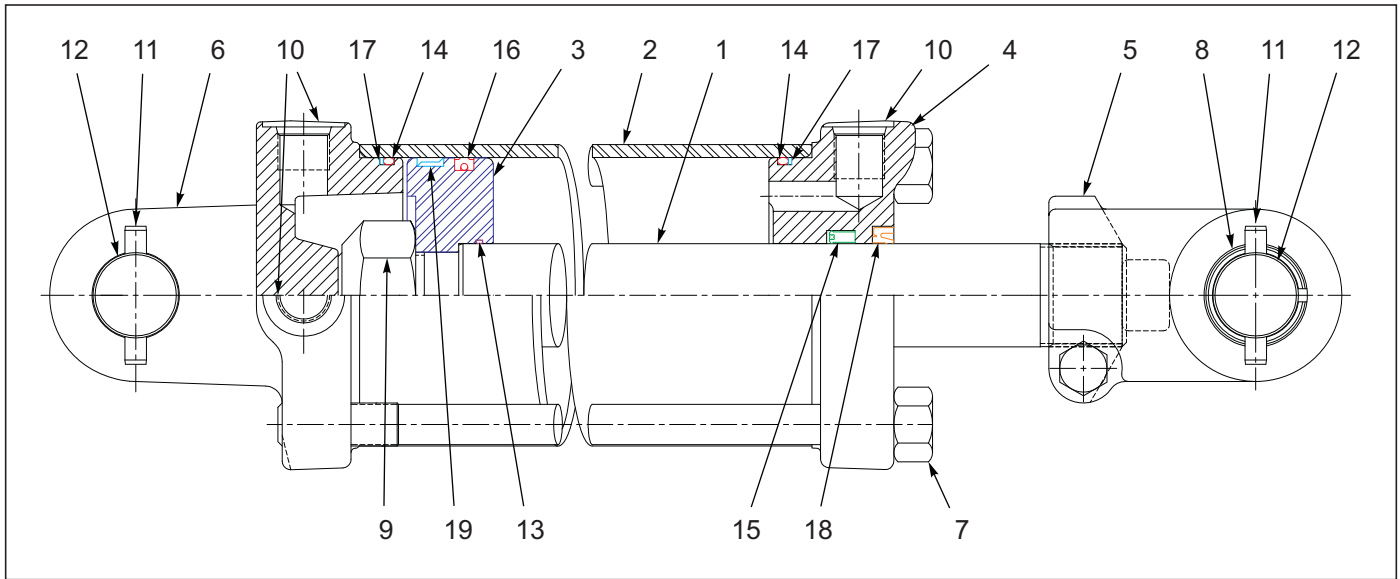


Figure 7-12: Cylinder Assembly 4 x 16

Cylinder Assembly 4 x 16







ITEM	PART NUMBER	DESCRIPTION	QTY.
--	144322	CYLINDER HYDRAULIC 4" X 16"	
1	----	PISTON ROD	1
2	----	TUBE	1
3	----	PISTON	1
4	142120	GLAND	1
5	137304	CLEVIS ASSEMBLY	1
6	142119	BUTT CLEVIS	1
7	----	TIEROD ASSEMBLY	4
8	135912	BUSHING	2
9	----	LOCKNUT	1
10	----	PORT PLUG	3
11	111789	ROLL PIN	4
12	218640	CLEVIS PIN	2
13	----	O-RING	1
14	----	O-RING	2
15	----	U-CUP	1
16	----	CROWN SEAL	1
17	----	BU-WASHER	2
18	----	CANNED WIPER	1
19	----	BEARING RING	1
20	154104	PACKING KIT (NOT SHOWN) (INCLUDES ITEMS 13-19)	

Electrical

Electrical Assembly W/LED Lights

7-PIN CONN.	4-PIN TOWER	CIRCUIT	WIRE COLOR
1	D	GROUND	WHITE 
2	-	WORK LAMPS	BLACK 
3	B	LEFT FLASHING & TURN	YELLOW 
4	-	STOP LAMPS	RED 
5	A	RIGHT FLASHING & TURN	GREEN 
6	C	TAIL LAMPS	BROWN 
7	-	SWITCHED POWER (12 V)	BLUE 

MAIN WARNING LIGHT HARNESS - WIRING CHART
 (NOTE: The Color Of The Wire Jacket Does Not Necessarily Match The Color Of The 7 Pin Connector)

	RIGHT AMBER	RIGHT RED		LEFT RED	LEFT AMBER
	2-PIN TOWER	3-PIN TOWER	6-PIN SHROUD	3-PIN TOWER	2-PIN TOWER
 BLACK LEFT TURN			A	C	
 WHITE GROUND	A	A	B	A	A
 BROWN TAIL LIGHT		B	C	B	
 YELLOW LEFT TURN			D		B
 GREEN RIGHT TURN	B		E		
 RED RIGHT TURN		C	F		

REAR WARNING LIGHT HARNESS - WIRING CHART

Figure 8-1: Electrical Assembly W/LED Lights (1 of 2)

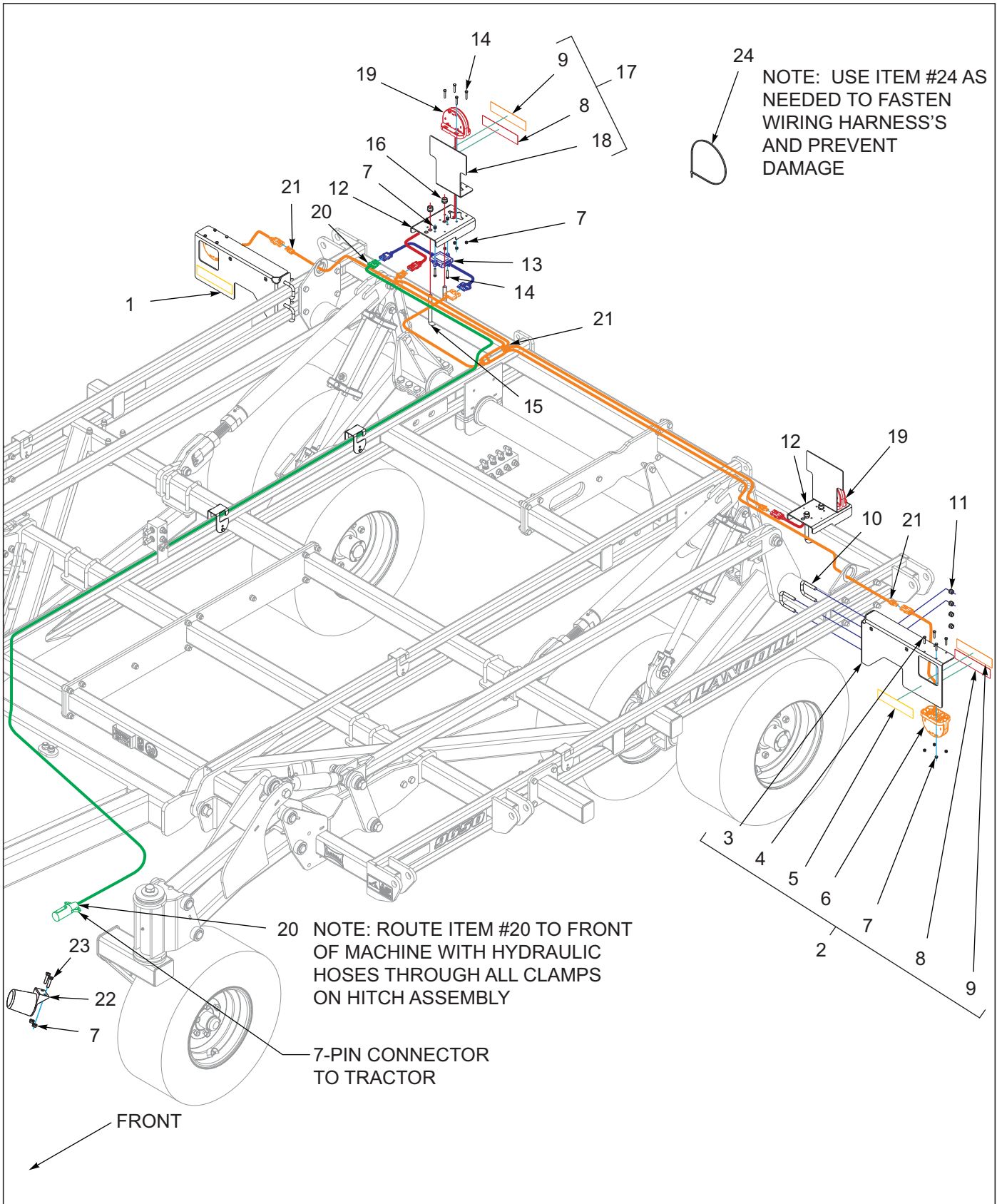


Figure 8-2: Electrical Assembly W/LED Lights (2 of 2)

Electrical Assembly W/LED Lights

ITEM	PART NUMBER	DESCRIPTION	QTY.
--	176604	ELECTRICAL KIT 9650	
1	176601	LIGHT ASSY, RIGHT LED (INCLUDES ITEMS 3-9)	1
2	176602	LIGHT ASSY, LEFT LED (INCLUDES ITEMS 3-9)	1
3	164134	MOUNT, LIGHT RIGHT (USED WITH ITEM 1)	1
3	164135	MOUNT, LIGHT LEFT (USED WITH ITEM 2)	1
4	1-654-010047-07	SCREW,HX CP 1/4-20UNCX1-1/4G5	8
5	528934	REFLECTOR - YELLOW	2
6	174436	LAMP, AG AMBER SINGLE LED	2
7	1-512-010005-01	NUT,HEX,SLFLKG GRB 1/4-20	20
8	528933	REFLECTOR - RED	4
9	528938	STRIPE, ORANGE	4
10	8-102-010019	U BOLT SCRAPER	4
11	1-512-010005-09	NUT,HEX,SLFLKG, 1/2-13 GRB	8
12	164138	MOUNT, LIGHT TAIL	2
13	174437	MODULE, AG FLASHER CONTROL	1
14	1-654-010047-08	SCREW HX CP,1/4-20UNCX1-1/2G5	10
15	8-102-010043	U-BOLT, SPING CLAMP	2
16	1-512-010005-13	NUT,HEX SLFLKG GRB 5/8-11	4
17	164140	REFLECTOR ASSY (INCLUDES ITEMS 8, 9, 18)	2
18	164139	MOUNT, REFLECTOR	2
19	174435	LAMP, AG RED SINGLE LED	2
20	174438	HARNESS, MAIN WARNING LIGHTS	1
21	174439	HARNESS, REAR WARNING LIGHTS	1
22	2-368-010287	HARNESS, STOR-A-WAY (SEE PAGE 2-1)	1
23	1-654-010047-06	SCREW,HX CP 1/4-20UNCX1 GR5	2
24	105874	TIE,STRAP PLSTC 21.5-24X.301	15

Decals

Decals

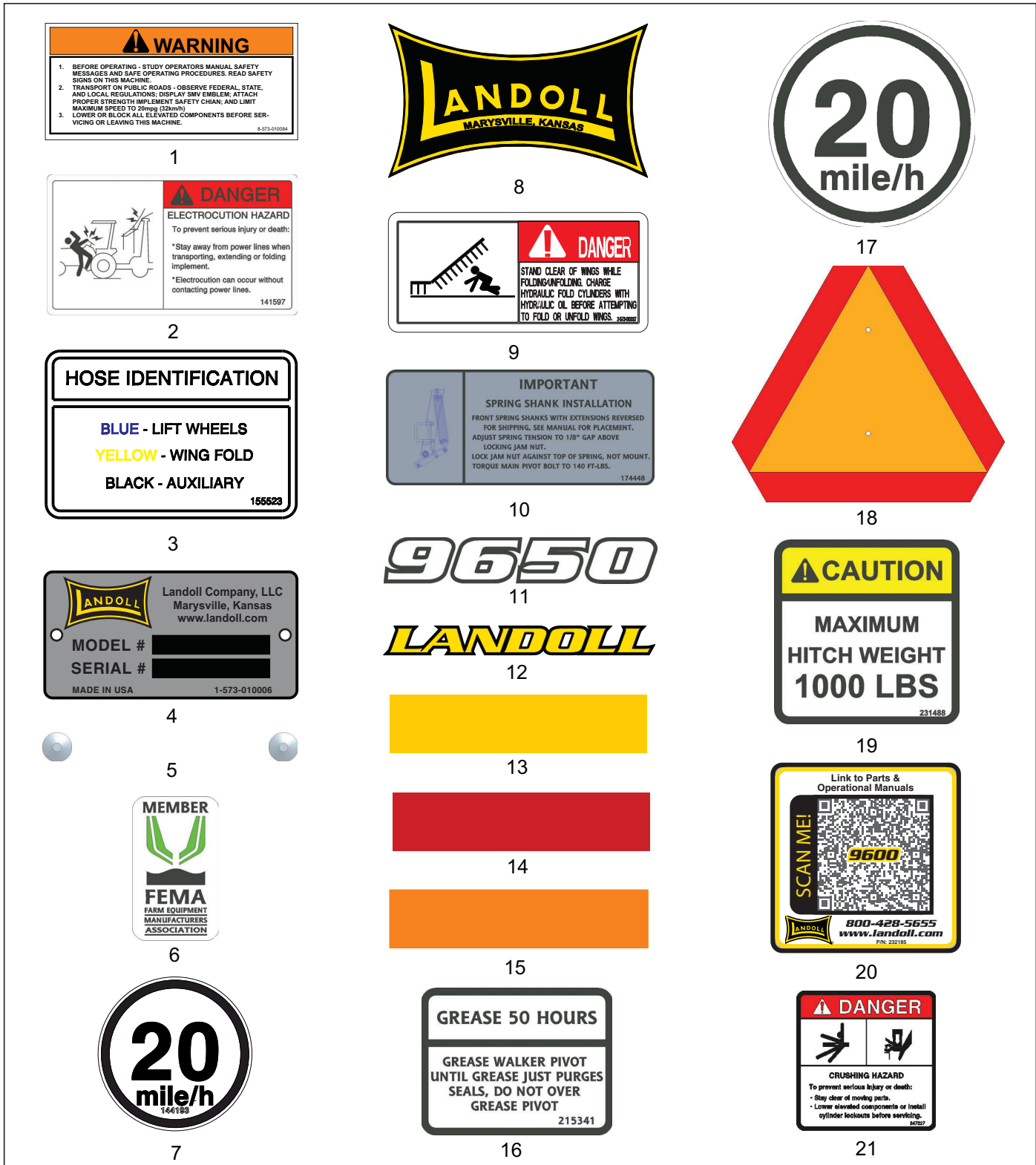


Figure 9-1: Decals (1 of 3)

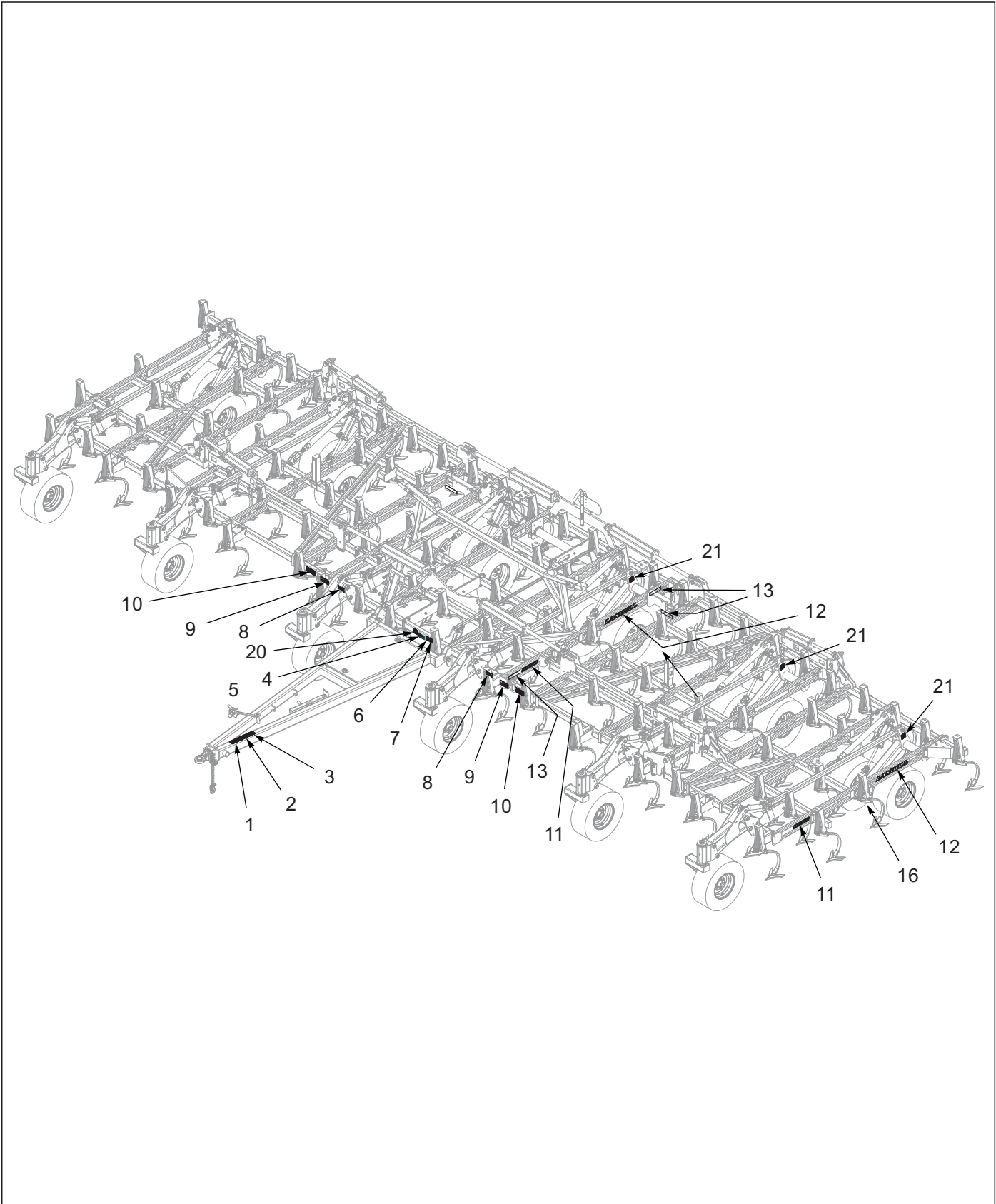


Figure 9-2: Decals (2 of 3)

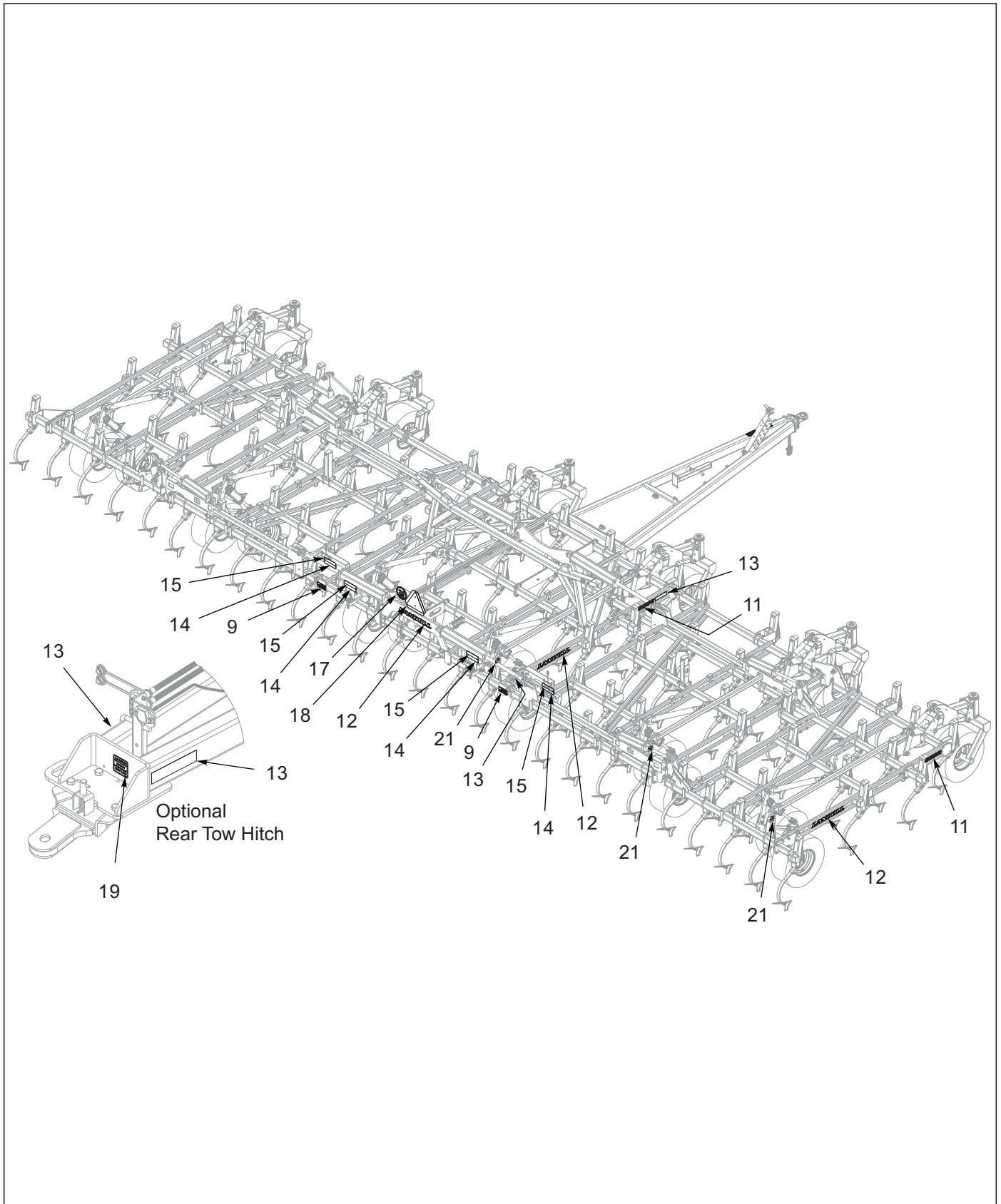


Figure 9-3: Decals (3 of 3)

Decals

ITEM	PART NUMBER	DESCRIPTION	QTY.
1	8-573-010084	DECAL WARNING BEFORE OPERATG	1
2	141597	DECAL, DANGER ELECTROCUTION	1
3	155523	DECAL, HOSE IDENTIFICATION	1
4	1-573-010006	PLACARD, NAME	1
5	156010	RIVET, BLIND .156X1/2 GRIP	2
6	2-573-010198	DECAL, MEMBER FEMA	1
7	144193	DECAL, SIS 20 MPH	1
8	141259	DECAL, LANDOLL, YELLOW	2
9	2-573-010037	DECAL, DANGER, WING	4
10	174448	DECAL, IMPORTANT	2
11	164302	DECAL, MODEL 9650	4
12	141260	DECAL, LANDOLL	5
13	528934	REFLECTOR - YELLOW (SEE PAGE 8-1)	4
14	528933	REFLECTOR - RED (SEE PAGE 8-1)	4
15	528938	STRIPE, ORANGE (SEE PAGE 8-1)	4
16	215341	DECAL, GREASE WALKER (SEE PAGE 1-7 OR PAGE 3-16)	6
17	224589	DECAL, SIS 20 MILE/H	1
18	70260977	SMV EMBLEM	1
19	231488	DECAL, MAXIMUM HITCH WEIGHT	1
20	232185	DECAL, QR CODE 9600 SERIES	1
21	247227	DECAL, DANGER CRUSHING	6

Attachments

4 Row Coil Tine Harrow Layout

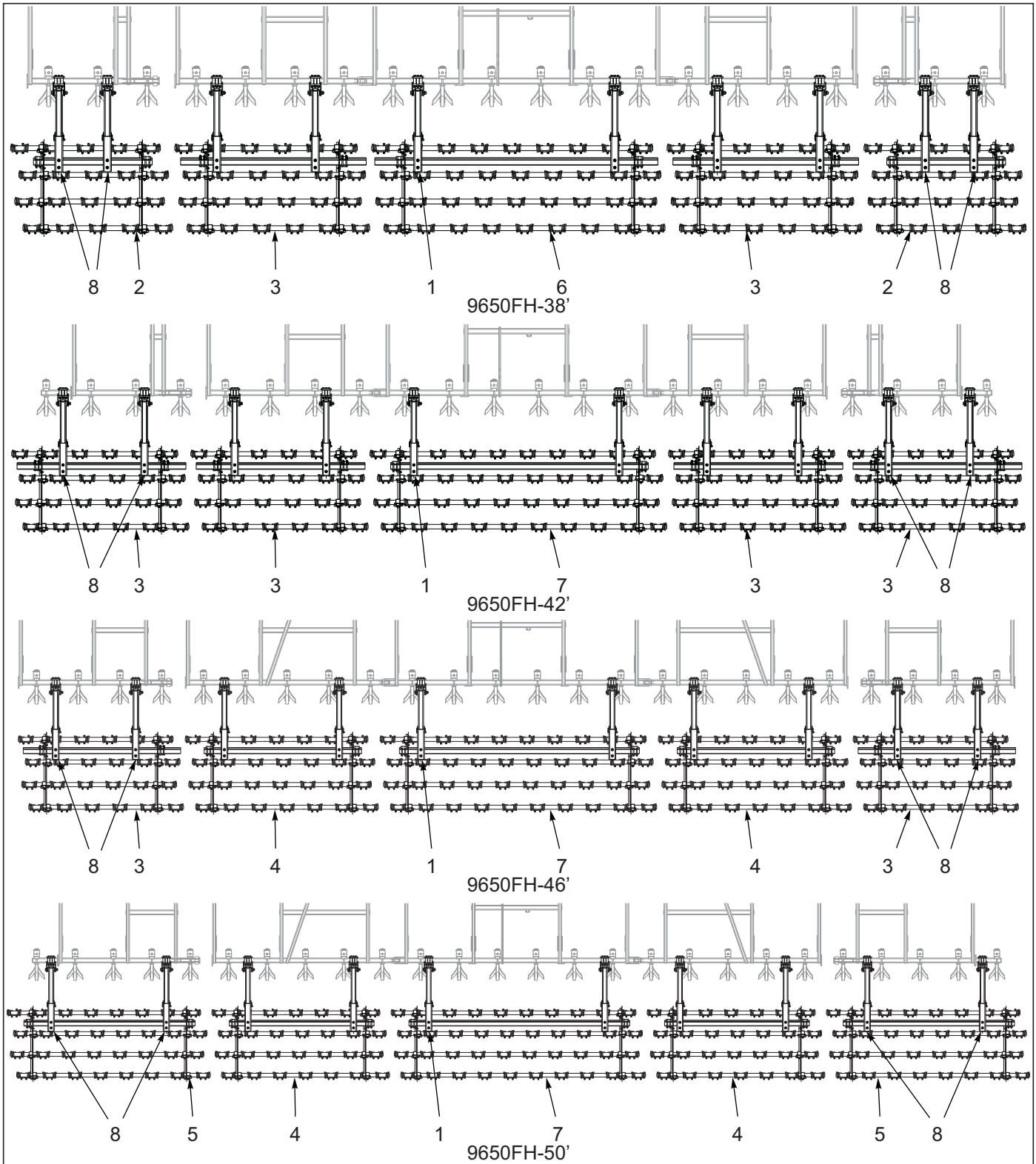


Figure 10-1: 4 Row Coil Tine Layout

4 Row Coil Tine Harrow Layout

ITEM	PART NUMBER	DESCRIPTION	QTY.			
--	229684	4 ROW CT HARROW 9650-38	*			
--	229685	4 ROW CT HARROW 9650-42		*		
--	229686	4 ROW CT HARROW 9650-46			*	
--	229687	4 ROW CT HARROW 9650-50				*
1	229061	HARROW ARM ASSY, COIL TINE (SEE PAGE 10-3)				6
2	229072	HARROW ASSY, 5 TINE 8 IN (SEE PAGE 10-7)	2	--	--	--
3	229073	HARROW ASSY, 6 TINE 8 IN (SEE PAGE 10-7)	2	4	2	--
4	229074	HARROW ASSY, 7 TINE 8 IN (SEE PAGE 10-7)	--	--	2	2
5	229075	HARROW ASSY, 8 TINE 8 IN (SEE PAGE 10-7)	--	--	--	2
6	229076	HARROW ASSY, 9 TINE 8 IN (SEE PAGE 10-7)	1	--	--	--
7	229077	HARROW ASSY, 10 TINE 8 IN (SEE PAGE 10-7)	--	1	1	1
8	229722	HARROW ARM ASSY, TINE W/STOP (SEE PAGE 10-5)	4	4	4	4

Coil Tine Harrow Assembly

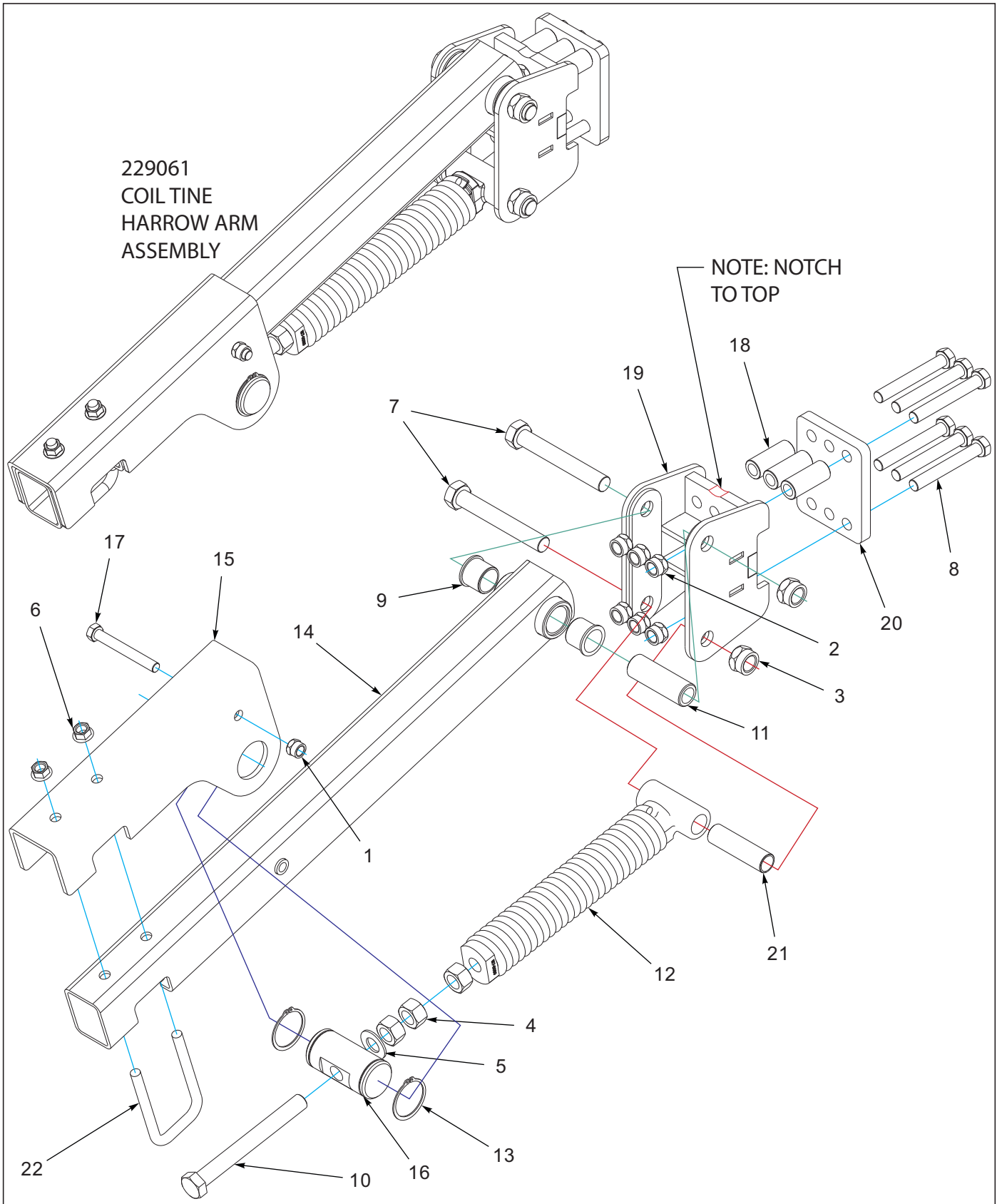


Figure 10-2: Coil Tine Harrow Assembly

Coil Tine Harrow Assembly

ITEM	PART NUMBER	DESCRIPTION	QTY.
--	229061	HARROW ARM ASSY, COIL TINE	
1	1-512-010005-13	NUT,HEX SLFLKG GRB 5/8-11	1
2	1-512-010005-15	NUT,HEX,SLFLKG GRB 3/4-10	6
3	1-512-010005-19	NUT 1-8 HEX SLF-LOCKING GRB	2
4	1-512-010007-14	NUT, HEX 1-8 GR2 ZP	3
5	1-861-010032-24	WASHER FL 1IN NARROW ZP	1
6	100827	NUT,FLG HD,SERRATED,5/8-11	2
7	100830	SCREW,HEX CAP,1-8X7,GR5	2
8	139201	SCREW,HX CP 3/4-10UNCX5.50GR8	6
9	140599	BEARING, FLANGE 1-1/2"	2
10	152210	BOLT, ADJ, 1 X 9	1
11	155002	BUSHING PIVOT 1-1/2	1
12	155963	SPRING ASSY, HVY - 17"	1
13	158896	SNAP RING, 2-1/2 SHAFT	2
14	164331	ARM, TINE HARROW	1
15	164335	MOUNT, HARROW ARM SPRING	1
16	164336	PIN, ADJUSTMENT W/SNAP RING	1
17	172830	SCREW HX CP 5/8-11X5 GR8	1
18	211056	BUSHING, CLAMP 3" L	3
19	229062	MOUNT, TINE HARROW	1
20	229063	MOUNTING PLATE, HARROW	1
21	229068	BUSHING, PIVOT - 1-1/4	1
22	8-102-010043	U-BOLT, SPING CLAMP	1

Coil Tine Harrow Assembly W/Stop

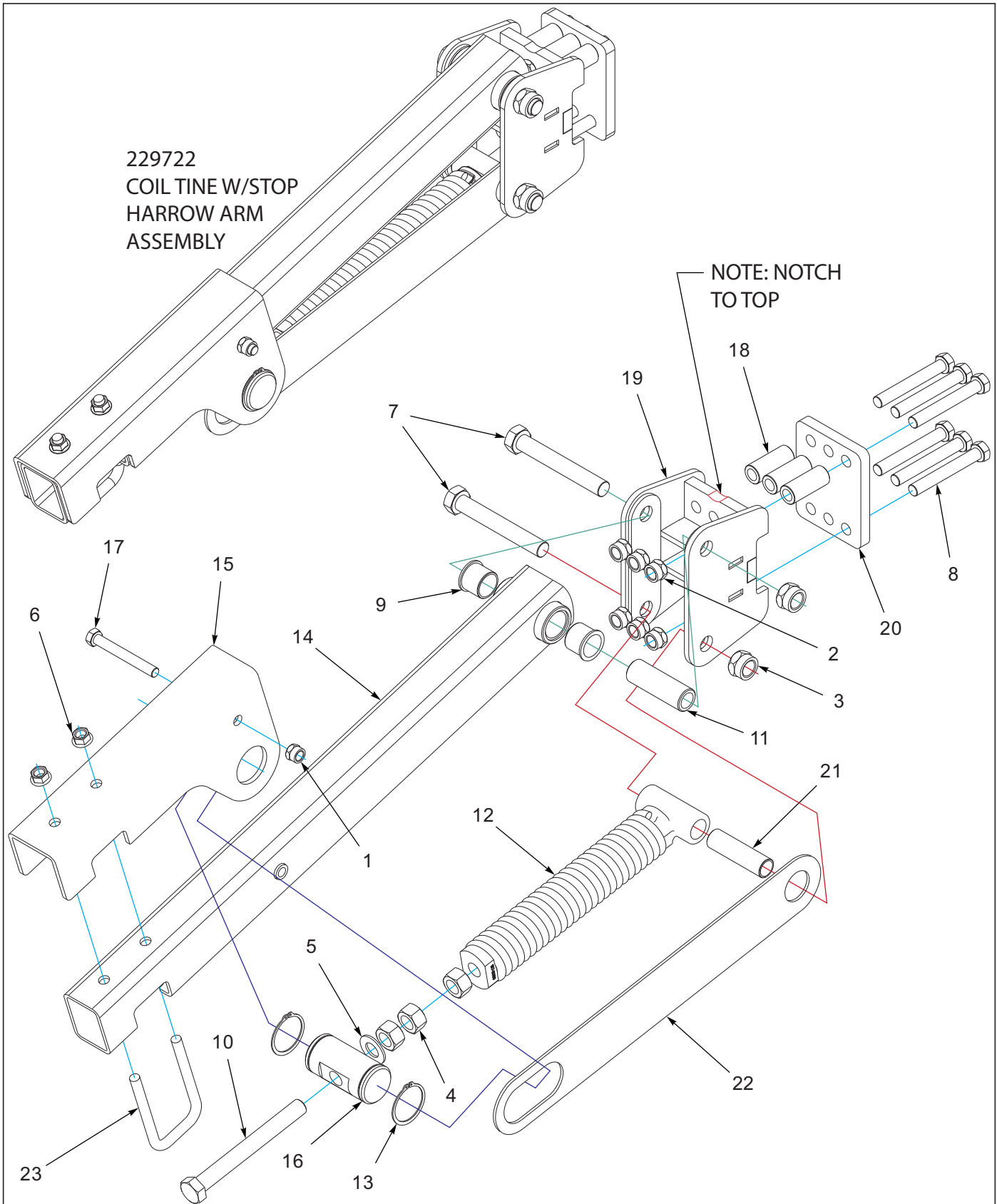


Figure 10-3: Coil Tine Harrow Assembly W/Stop

Coil Tine Harrow Assembly W/Stop

ITEM	PART NUMBER	DESCRIPTION	QTY.
--	229722	HARROW ARM ASSY, TINE W/STOP	
1	1-512-010005-13	NUT,HEX SLFLKG GRB 5/8-11	1
2	1-512-010005-15	NUT,HEX,SLFLKG GRB 3/4-10	6
3	1-512-010005-19	NUT 1-8 HEX SLF-LOCKING GRB	2
4	1-512-010007-14	NUT, HEX 1-8 GR2 ZP	3
5	1-861-010032-24	WASHER FL 1IN NARROW ZP	1
6	100827	NUT,FLG HD,SERRATED,5/8-11	2
7	100830	SCREW,HEX CAP,1-8X7,GR5	2
8	139201	SCREW,HX CP 3/4-10UNCX5.50GR8	6
9	140599	BEARING, FLANGE 1-1/2"	2
10	152210	BOLT, ADJ, 1 X 9	1
11	155002	BUSHING PIVOT 1-1/2	1
12	155963	SPRING ASSY, HVY - 17"	1
13	158896	SNAP RING, 2-1/2 SHAFT	2
14	164331	ARM, TINE HARROW	1
15	164335	MOUNT, HARROW ARM SPRING	1
16	164336	PIN, ADJUSTMENT W/SNAP RING	1
17	172830	SCREW HX CP 5/8-11X5 GR8	1
18	211056	BUSHING, CLAMP 3" L	3
19	229062	MOUNT, TINE HARROW	1
20	229063	MOUNTING PLATE, HARROW	1
21	229068	BUSHING, PIVOT - 1-1/4	1
22	229723	STOP, 4 ROW TINE ARM	1
23	8-102-010043	U-BOLT, SPING CLAMP	1

4 Row Coil Tine Harrow Assembly

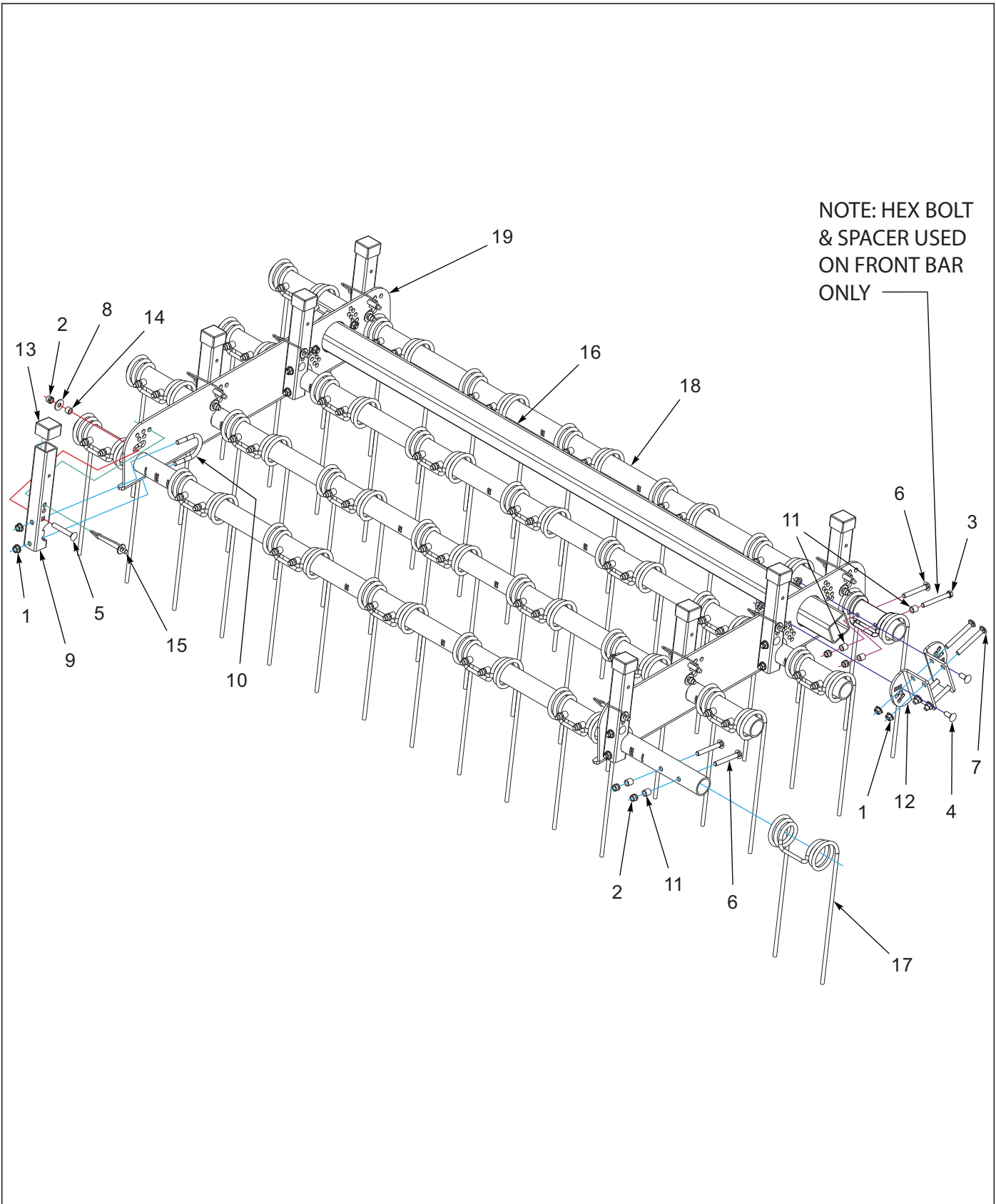


Figure 10-4: 4 Row Coil Tine Harrow Assembly

4 Row Coil Tine Harrow Assembly

ITEM	PART NUMBER	DESCRIPTION	QTY.						
--	229072	HARROW ASSY, 5 TINE 8 IN	*						
--	229073	HARROW ASSY, 6 TINE 8 IN		*					
--	229074	HARROW ASSY, 7 TINE 8 IN			*				
--	229075	HARROW ASSY, 8 TINE 8 IN				*			
--	229076	HARROW ASSY, 9 TINE 8 IN					*		
--	229077	HARROW ASSY, 10 TINE 8 IN						*	
1	1-510-010003-09	NUT,1/2-13 FLANGE HD,SERRATED	28	28	28	28	28	28	28
2	1-512-010005-09	NUT,HEX,SLFLKG, 1/2-13 GRB	48	58	64	72	80	88	
3	1-654-010055-14	SCREW,HX CP,1/2-13UNCX4-1/2G5	5	6	7	8	9	10	
4	1-654-010070-02	SCREW 1/2-13X1-1/4 RD HD SQNK	4	4	4	4	4	4	
5	1-654-010070-11	SCREW,RDHD,SQNK 1/2-13X3-1/2	8	8	8	8	8	8	
6	1-654-010070-13	SCREW,RH HD, SQ NCK 1/2-13X4	35	42	49	56	63	70	
7	1-654-010070-14	SCREW 1/2-13X4-1/2RDHD SQNK	8	8	8	8	8	8	
8	1-861-010032-15	WASHER, FLAT 1/2 W ZP/CD	8	8	8	8	8	8	
9	154994	TUBE ANGLE ADJUST	8	8	8	8	8	8	
10	154995	U-BOLT, 1/2	8	8	8	8	8	8	
11	154997	TUBE 0.75ODX0.532IDX0.75 ZP	45	54	63	72	81	90	
12	154998	PLATE ANGLE ADJUSTMENT	4	4	4	4	4	4	
13	155927	CAP, TUBE 1.95X1.5 BLACK	8	8	8	8	8	8	
14	155956	BUSHING ANGLE ADJUSTMENT	8	8	8	8	8	8	
15	155971	PIN, HARROW ADJ	8	8	8	8	8	8	
16	156777	TUBE RIDE BAR 57.875"	1	--	--	--	--	--	
16	156778	TUBE RIDE BAR 90.5"	--	1	1	--	--	--	
16	155005	TUBE SQ 3 X 3/16X107	--	--	--	1	--	--	
16	156779	TUBE RIDE BAR 138"	--	--	--	--	1	1	
17	164315	TINE, HARROW 7/16 X 18	20	24	28	32	36	40	
18	164318	GANG BAR 5 TINE 8IN 73"	4	--	--	--	--	--	
18	164319	GANG BAR 6 TINE 8 IN 89"	--	4	--	--	--	--	
18	164320	GANG BAR 7 TINE 8IN 105"	--	--	4	--	--	--	
18	164321	GANG BAR 8 TINE 8 IN 121"	--	--	--	4	--	--	
18	164322	GANG BAR 9 TINE 8IN 137"	--	--	--	--	4	--	
18	164323	GANG BAR 10 TINE 8IN 153"	--	--	--	--	--	4	
19	227628	PLATE, GANG BAR 4 ROW	2	2	2	2	2	2	

3 Row Tine and Reel Harrow Layout

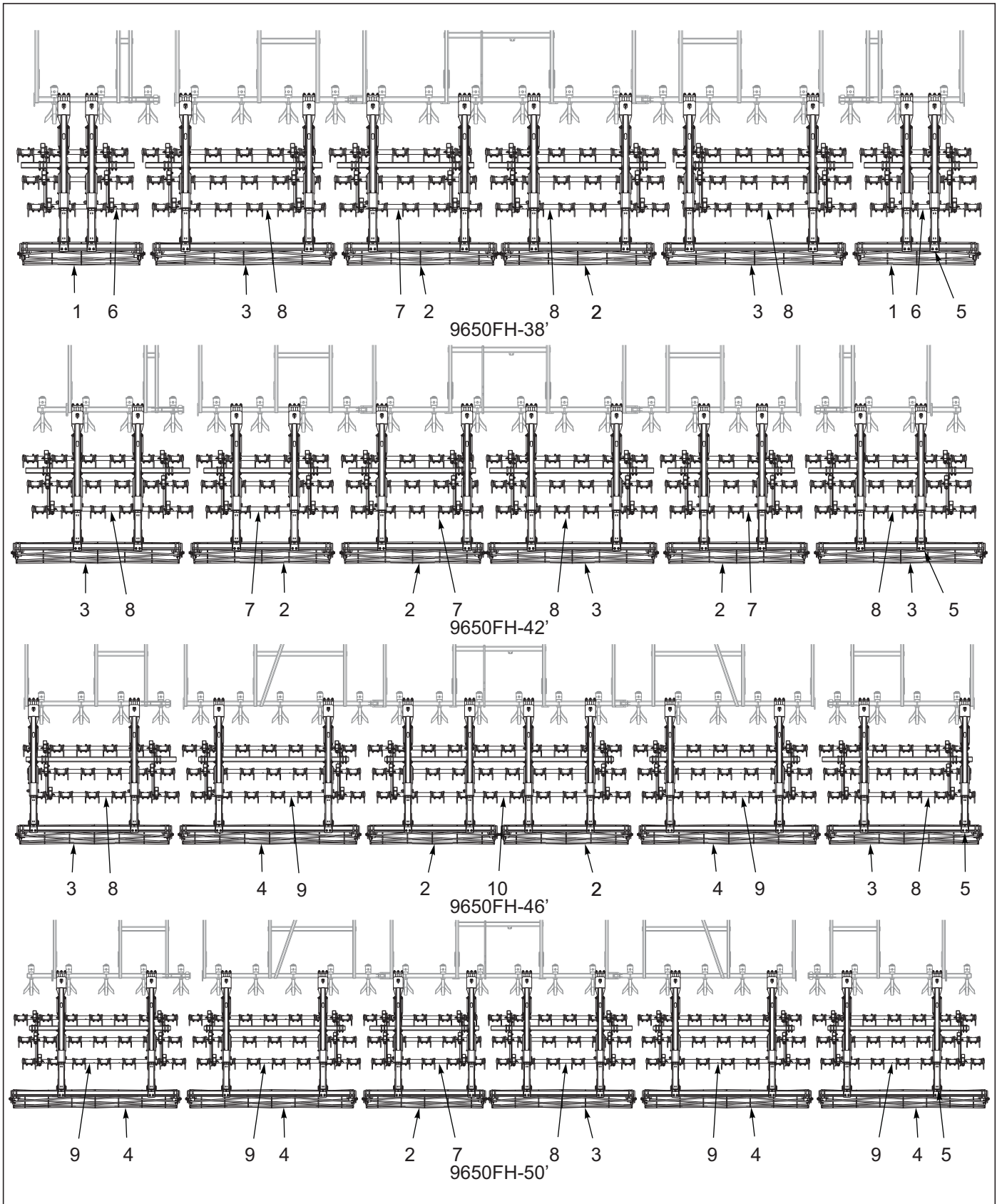


Figure 10-5: 3 Row Tine and Reel Harrow Layout

3 Row Tine and Reel Harrow Layout

ITEM	PART NUMBER	DESCRIPTION	QTY.			
--	229706	3 ROW TINE & REEL 9650-38	*			
--	229707	3 ROW TINE & REEL 9650-42		*		
--	229708	3 ROW TINE & REEL 9650-46			*	
--	229709	3 ROW TINE & REEL 9650-50				*
1	200253	REEL ASSY 12 DIA X 60" (SEE PAGE 10-25)	2	--	--	--
2	200254	REEL ASSY 12 DIA X 75" (SEE PAGE 10-25)	2	3	2	1
3	200255	REEL ASSY 12 DIA X 90" (SEE PAGE 10-25)	2	3	2	1
4	200256	REEL ASSY 12 DIA X 105" (SEE PAGE 10-25)	--	--	2	4
5	227670	ARM ASSY, TINE & REEL (SEE PAGE 10-13)	12	12	12	12
6	229710	HARROW ASSY, 4 TINE 3 ROW (SEE PAGE 10-15)	2	--	--	--
7	229711	HARROW ASSY, 5 TINE 3 ROW (SEE PAGE 10-15)	1	3	--	1
8	229712	HARROW ASSY, 6 TINE 3 ROW (SEE PAGE 10-15)	3	3	2	1
9	229713	HARROW ASSY, 7 TINE 3 ROW (SEE PAGE 10-15)	--	--	2	4
10	229716	HARROW ASSY, 10 TINE 3 ROW (SEE PAGE 10-15)	--	--	1	--

3 RCT and Flat Reel Layout

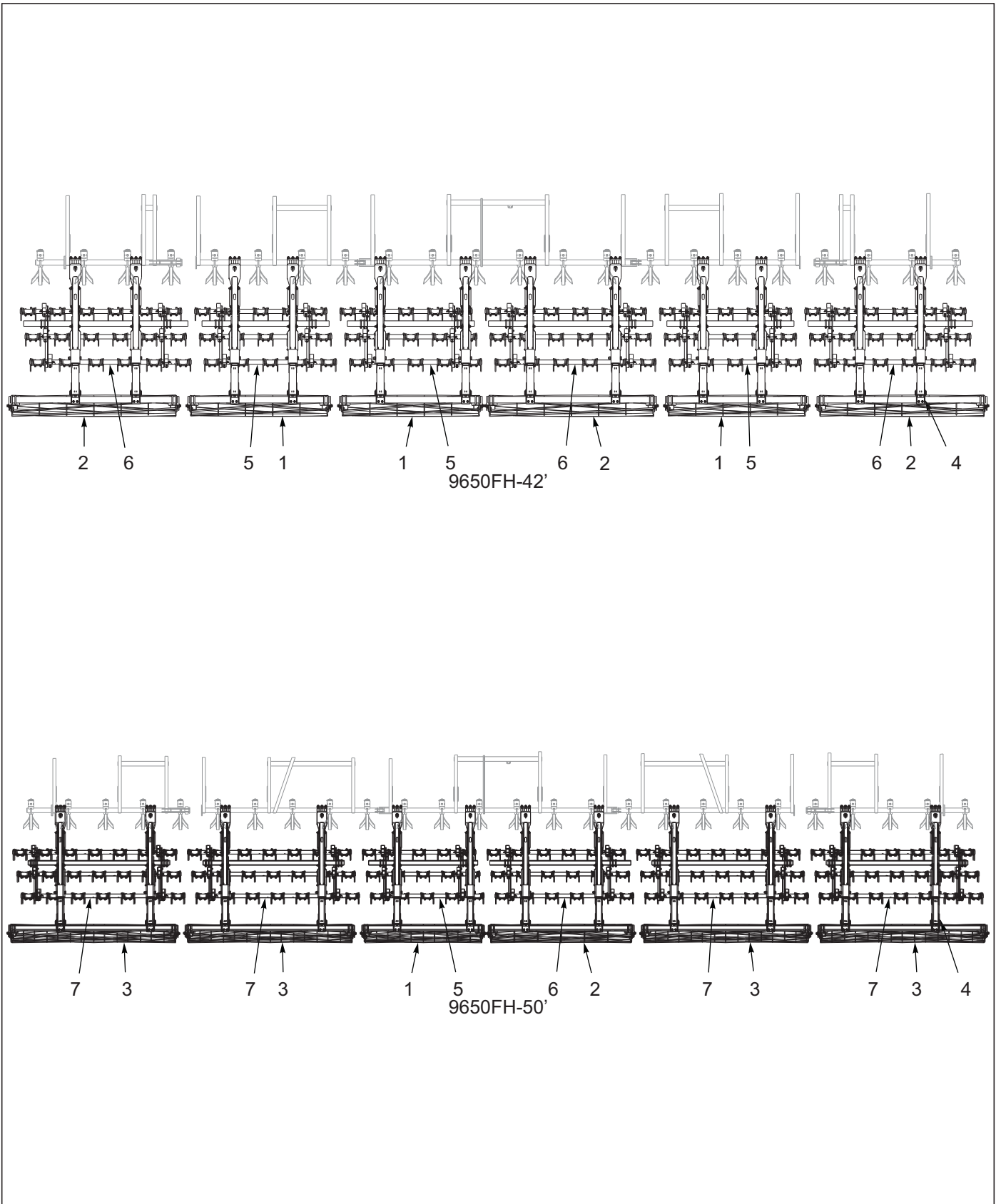


Figure 10-6: 3 RCT and Flat Reel Layout

3 RCT and Flat Reel Layout

ITEM	PART NUMBER	DESCRIPTION	QTY.	
--	232400	3 RCT & FLAT REEL 9650-42	*	
--	232429	3 RCT & FLAT REEL 9650-50	*	
1	203185	REEL ASSY 12 DIA X 75" (SEE PAGE 10-29)	3	1
2	203186	REEL ASSY 12 DIA X 90" (SEE PAGE 10-29)	3	1
3	203187	REEL ASSY 12 DIA X 105" (SEE PAGE 10-29)	--	4
4	227670	ARM ASSY, TINE & REEL(SEE PAGE 10-13)	12	12
5	229711	HARROW ASSY, 5 TINE 3 ROW (SEE PAGE 10-15)	3	1
6	229712	HARROW ASSY, 6 TINE 3 ROW (SEE PAGE 10-15)	3	1
7	229713	HARROW ASSY, 7 TINE 3 ROW (SEE PAGE 10-15)	--	4

Tine and Reel Arm Assembly

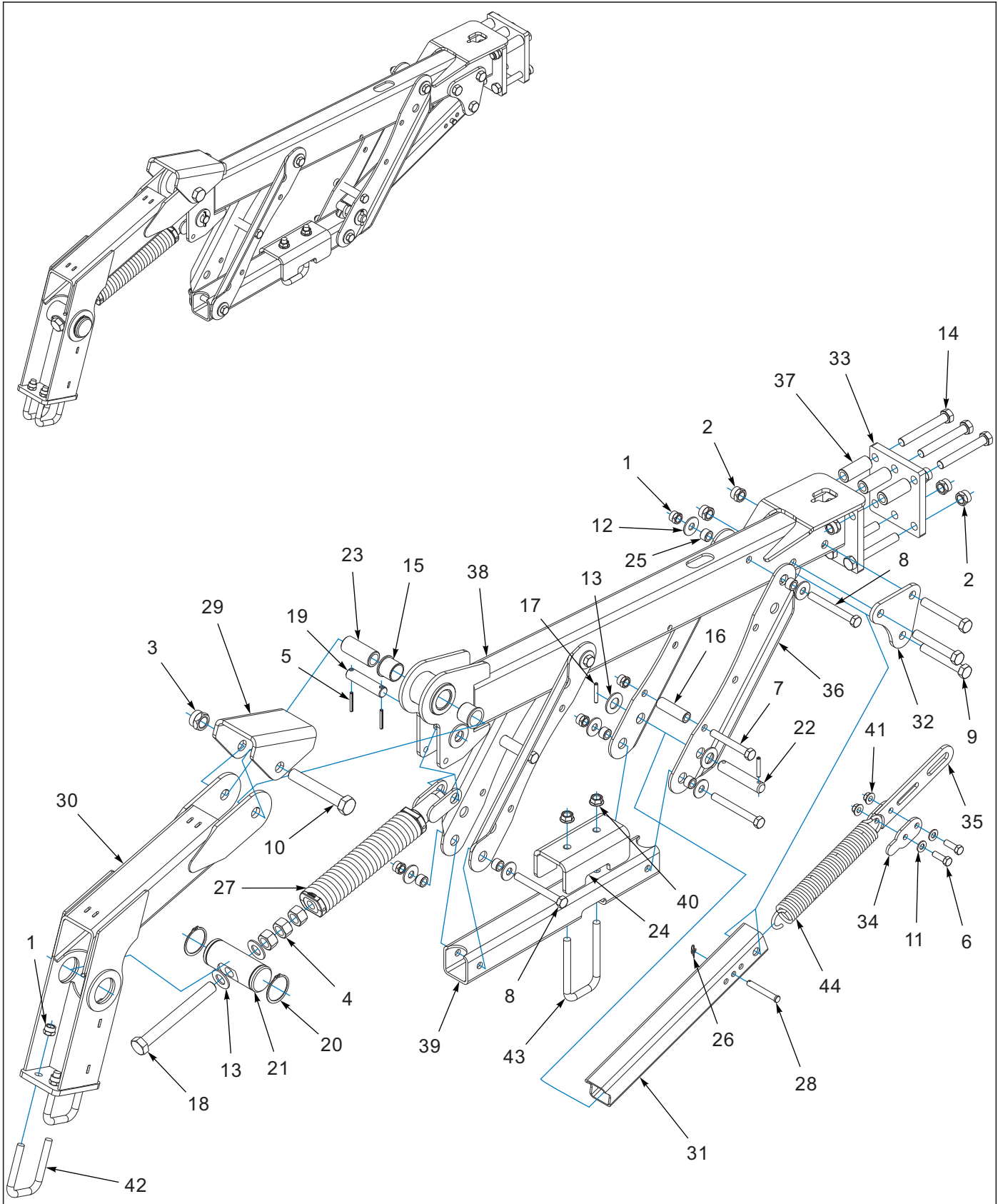


Figure 10-7: Tine and Reel Arm Assembly

Tine and Reel Arm Assembly

ITEM	PART NUMBER	DESCRIPTION	QTY.
--	227670	ARM ASSY, TINE & REEL	
1	1-512-010005-13	NUT,HEX SLFLKG GRB 5/8-11	10
2	1-512-010005-15	NUT,HEX,SLFLKG GRB 3/4-10	9
3	1-512-010005-19	NUT 1-8 HEX SLF-LOCKING GRB	1
4	1-512-010007-14	NUT, HEX 1-8 GR2 ZP	3
5	1-647-010004221	PIN,SPRING 1/4X2 SLOTTED	2
6	1-654-010055-03	SCREW,HEX CAP,1/2-13UNCX1-1/2	2
7	1-654-010059-14	SCREW HX CP,5/8-11UNCX4-1/2G5	2
8	1-654-010059-16	SCREW,HEX CAP,5/8-11UNCX5.50	4
9	1-654-010061-15	SCREW,HX CP 3/4-10UNCX5 GR5	3
10	1-654-010125-18	SCREW HEX CAP,1-8UNCX6-1/2GR8	1
11	1-861-010032-14	WASHER, FLAT 1/2" N ZP/CD	2
12	1-861-010032-19	WASHER, FLAT 5/8 W ZP/CD	8
13	1-861-010032-24	WASHER FL 1IN NARROW ZP	4
14	139201	SCREW,HX CP 3/4-10UNCX5.50GR8	6
15	140599	BEARING, FLANGE 1-1/2"	2
16	144325	BUSHING,PRESS WHEEL	2
17	147072	PIN, SPRING SLOTTED 5/16 X 2	2
18	152210	BOLT, ADJ, 1 X 9	1
19	156785	PIN 1 X 4-1/4	1
20	158896	SNAP RING, 2-1/2 SHAFT	2
21	158897	PIN, ADJUSTMENT	1
22	164293	PIN, 1 X 5-1/8	1
23	168739	BUSHING PIVOT 1-1/2 X 3-7/16	1
24	168753	CONNECTOR, HARROW LINK	1
25	168762	BUSHING, 1 X .640 X 5/8	8
26	172673	WRAP AROUND LOCKING COTTER	1
27	172677	SPRING ASSY, W/ANCHOR	1
28	176625	PIN, CLEVIS 1/2 X 3-1/2	1
29	191459	STOP, HARROW ARM	1
30	199359	ARM WLDMT REEL	1
31	199376	TUBE, HARROW SPRING	1
32	199390	BRACKET, SPRING HOOK	2
33	208187	MOUNTING PLATE, HARROW 6-BOLT	1
34	209797	CLAMP, SPRING	2
35	209798	STOP, HARROW SPRING	1
36	209799	MOUNT, HARROW BAR	2
37	211056	BUSHING, CLAMP 3" L	3
38	227666	ARM, HARROW 6-BOLT WLDMT	1
39	227671	MOUNT, TINE BAR	1
40	29SFFL 5811	NUT,FLANGE HEAD LOCK5/8-11UNC	2
41	4K552	SELF-LOCKING FLANGE NUT 1/2-13	2
42	8-102-010012	U BOLT	2
43	8-102-010043	U-BOLT, SPING CLAMP	1
44	8-720-010011	HARROW SPRING	1

3 Row Coil Tine Harrow Assembly

ITEM	PART NUMBER	DESCRIPTION	QTY.					
--	229710	HARROW ASSY, 4 TINE 3 ROW	*					
--	229711	HARROW ASSY, 5 TINE 3 ROW		*				
--	229712	HARROW ASSY, 6 TINE 3 ROW			*			
--	229713	HARROW ASSY, 7 TINE 3 ROW				*		
--	229716	HARROW ASSY, 10 TINE 3 ROW					*	
1	1-510-010003-09	NUT,1/2-13 FLANGE HD,SERRATED	24	24	24	24	24	
2	1-512-010005-09	NUT,HEX,SLFLKG, 1/2-13 GRB	30	36	42	48	66	
3	1-654-010055-14	SCREW,HX CP,1/2-13UNCX4-1/2G5	4	6	6	6	10	
4	1-654-010070-02	SCREW 1/2-13X1-1/4 RD HD SQNK	4	4	4	4	4	
5	1-654-010070-11	SCREW,RDHD,SQNK 1/2-13X3-1/2	4	4	4	4	4	
6	1-654-010070-13	SCREW,RH HD, SQ NCK 1/2-13X4	22	27	32	37	52	
7	1-654-010070-14	SCREW 1/2-13X4-1/2RDHD SQNK	8	8	8	8	8	
8	1-861-010032-15	WASHER, FLAT 1/2 W ZP/CD	8	8	8	8	8	
9	154994	TUBE ANGLE ADJUST	6	6	6	6	6	
10	154995	U-BOLT, 1/2	6	6	6	6	6	
11	154997	TUBE 0.75ODX0.532IDX0.75 ZP	28	35	42	49	70	
12	154998	PLATE ANGLE ADJUSTMENT	4	4	4	4	4	
13	155927	CAP, TUBE 1.95X1.5 BLACK	6	6	6	6	6	
14	155956	BUSHING ANGLE ADJUSTMENT	8	8	8	8	8	
15	155971	PIN, HARROW ADJ	6	6	6	6	6	
16	164315	TINE, HARROW 7/16 X 18	12	15	18	21	30	
17	164317	GANG BAR 4 TINE 8IN 57"	3	--	--	--	--	
17	164318	GANG BAR 5 TINE 8IN 73"	--	3	--	--	--	
17	164319	GANG BAR 6 TINE 8 IN 89"	--	--	3	--	--	
17	164320	GANG BAR 7 TINE 8IN 105"	--	--	--	3	--	
17	164323	GANG BAR 10 TINE 8IN 153"	--	--	--	--	3	
18	166336	PLATE, GANG BAR 3 ROW	2	2	2	2	2	
19	170870	TUBE, SQ 3 X 3/16 X 70	--	1	--	--	--	
19	156777	TUBE RIDE BAR 57.875"	1	--	--	--	--	
19	156778	TUBE RIDE BAR 90.5"	--	--	1	1	--	
19	156779	TUBE RIDE BAR 138"	--	--	--	--	1	

5 Row Spike Harrow Layout

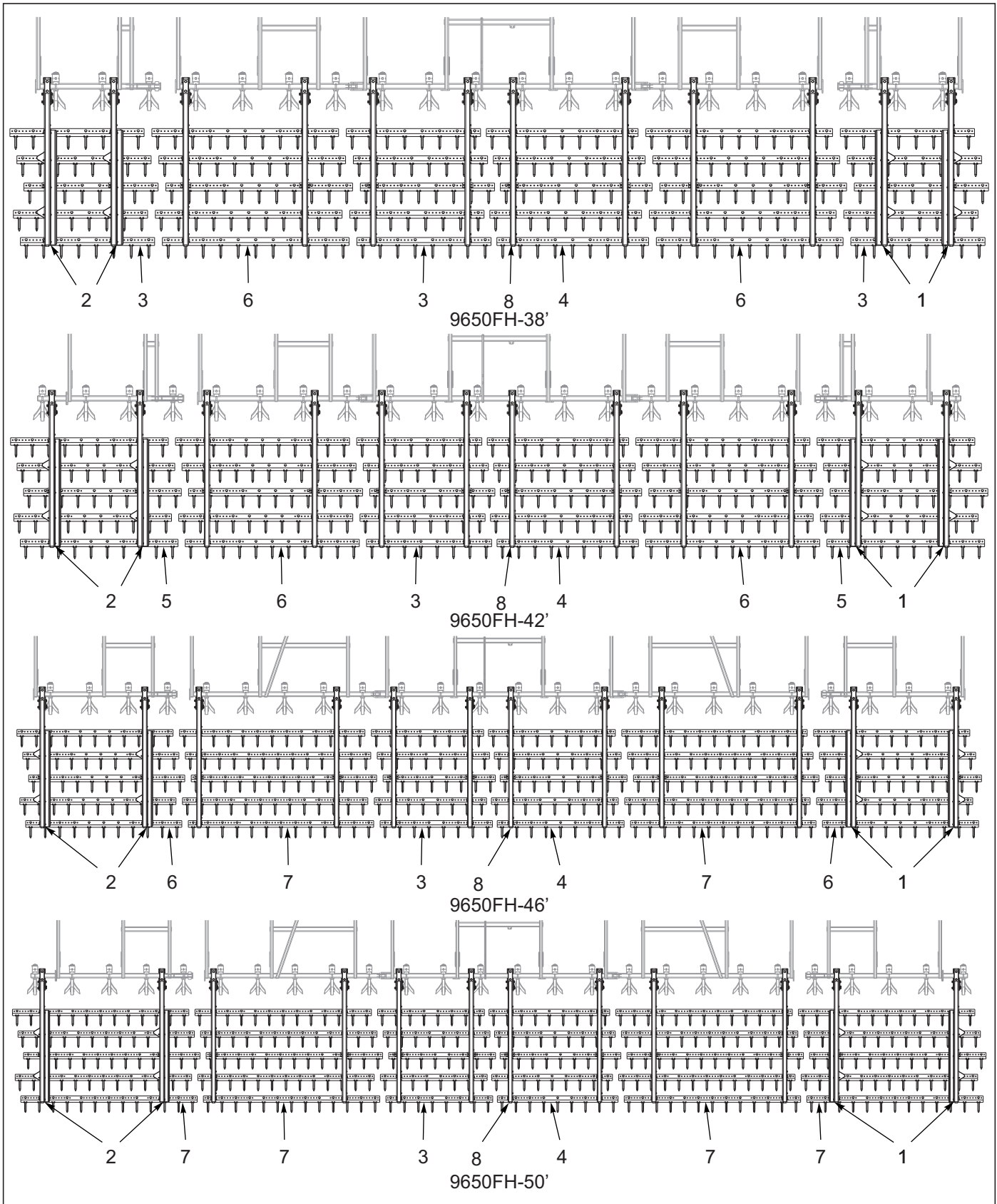


Figure 10-9: 5 Row Spike Harrow Layout

5 Row Spike Harrow Layout

ITEM	PART NUMBER	DESCRIPTION	QTY.			
--	187533	5ROW SPIKE HARROW 9650-38 ASSY	*			
--	187534	5ROW SPIKE HARROW 9650-42 ASSY	*			
--	187535	5ROW SPIKE HARROW 9650-46 ASSY	*			
--	187536	5ROW SPIKE HARROW 9650-50 ASSY	*			
1	186162	ARM ASSY, SPIKE RT W/TRAY 5R (SEE PAGE 10-21)	2	2	2	2
2	186163	ARM ASSY, SPIKE LT W/TRAY 5R (SEE PAGE 10-21)	2	2	2	2
3	186187	SPIKE BAR ASSY, 8 TOOTH 9SP (SEE PAGE 10-31)	15	5	5	5
4	186188	SPIKE BAR ASSY, 9 TOOTH 9SP (SEE PAGE 10-31)	5	5	5	5
5	186189	SPIKE BAR ASSY, 10 TOOTH 9SP (SEE PAGE 10-31)	--	10	--	--
6	186190	SPIKE BAR ASSY, 11 TOOTH 9SP (SEE PAGE 10-31)	10	10	10	--
7	186192	SPIKE BAR ASSY, 13 TOOTH 9SP (SEE PAGE 10-31)	--	--	10	20
8	186195	ARM ASSY, SPIKE HARROW 5R (SEE PAGE 10-19)	8	8	8	8

Arm Assembly 5 Row Spike Harrow

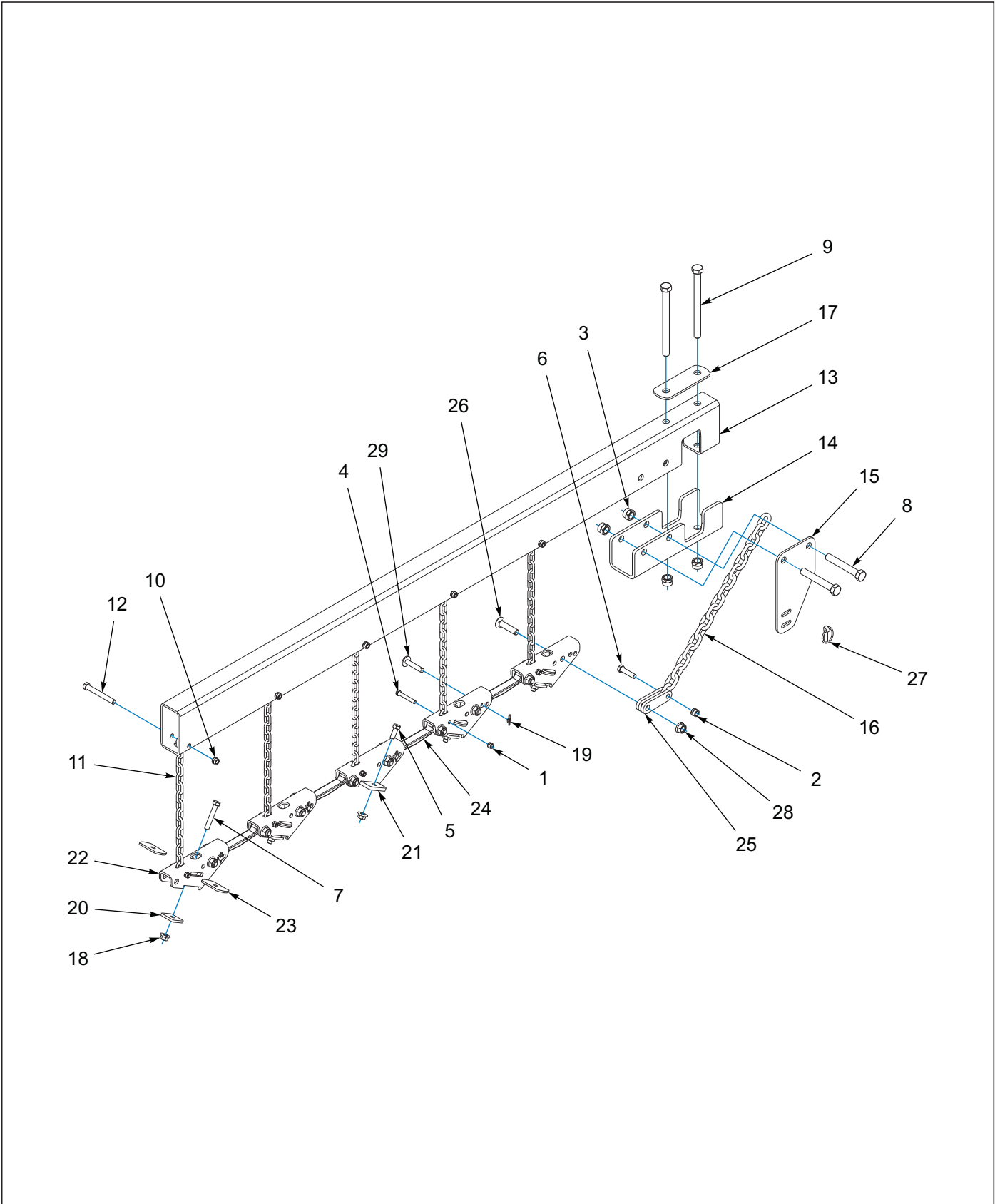


Figure 10-10: Arm Assembly 5 Row Spike Harrow

Arm Assembly 5 Row Spike Harrow

ITEM	PART NUMBER	DESCRIPTION	QTY.
--	186195	ARM ASSEMBLY, SPIKE HARROW 5 ROW	
1	1-512-010005-05	NUT, HEX, SLFLKG, 3/8-16 GRB	5
2	1-512-010005-09	NUT, HEX, SLFLKG, 1/2-13 GRB	1
3	1-512-010005-15	NUT, HEX, SLFLKG, 3/4-10 GRB	4
4	1-654-010051-11	SCREW, HEX CP, 3/8-16 X 2-1/2 G5ZP	5
5	1-654-010055-02	SCREW, 1/2-13 UNC X 1-1/4, CP GR5	2
6	1-654-010055-05	SCREW, HEX CAP, 1/2-13, UNC X 2 GR5	1
7	1-654-010055-09	SCREW, HEX CAP, 1/2-13, UNC X 3 GR5	4
8	1-654-010061-15	SCREW, HEX CAP, 3/4-10, UNC X 5 GR5	2
9	1-654-010061-23	SCREW, HEX, 3/4-10, UNC X 9 GR5	2
10	101988	NUT,HEX, SLF-LKG, 7/16-14 GRB	5
11	133937	CHAIN, LIFTING HARROW, WP	5
12	141808	SCREW, HEX CAP, 7/16-14 UNC X 3-1/2 G5	5
13	166175	ARM SPIKE HARROW, 5 ROW	1
14	166176	CLAMP, SPIKE HARROW ARM	1
15	166177	BRACKET, PULL CHAIN	1
16	166242	CHAIN, PULL, 3/8	1
17	168897	CLAMP PLATE, HARROW ARM	1
18	172509	NUT,1/2-13 WIDE FLNG TOP LCK F	6
19	172673	WRAP AROUND LOCKING COTTER	4
20	186193	CLAMP PLATE, SPIKE BAR	4
21	186200	MOUNT, HARROW BAR W/TABS	1
22	186204	MOUNT, HARROW BAR	4
23	186205	PLATE, BAR CLAMP	8
24	185697	LINK, HARROW BAR	4
25	186210	CONNECTOR, PULL CHAIN	2
26	187517	SCREW, RDHD SHT SQNK, 5/8-11 X 2.75	9
27	2-557-010009	PIN, LYNCH	1
28	29SFFL 5811	NUT,FLANGE HEAD LOCK5/8-11UNC	9
29	8C520	CLEVIS PIN	4

Arm Assembly 5 Row Spike Harrow W/Tray

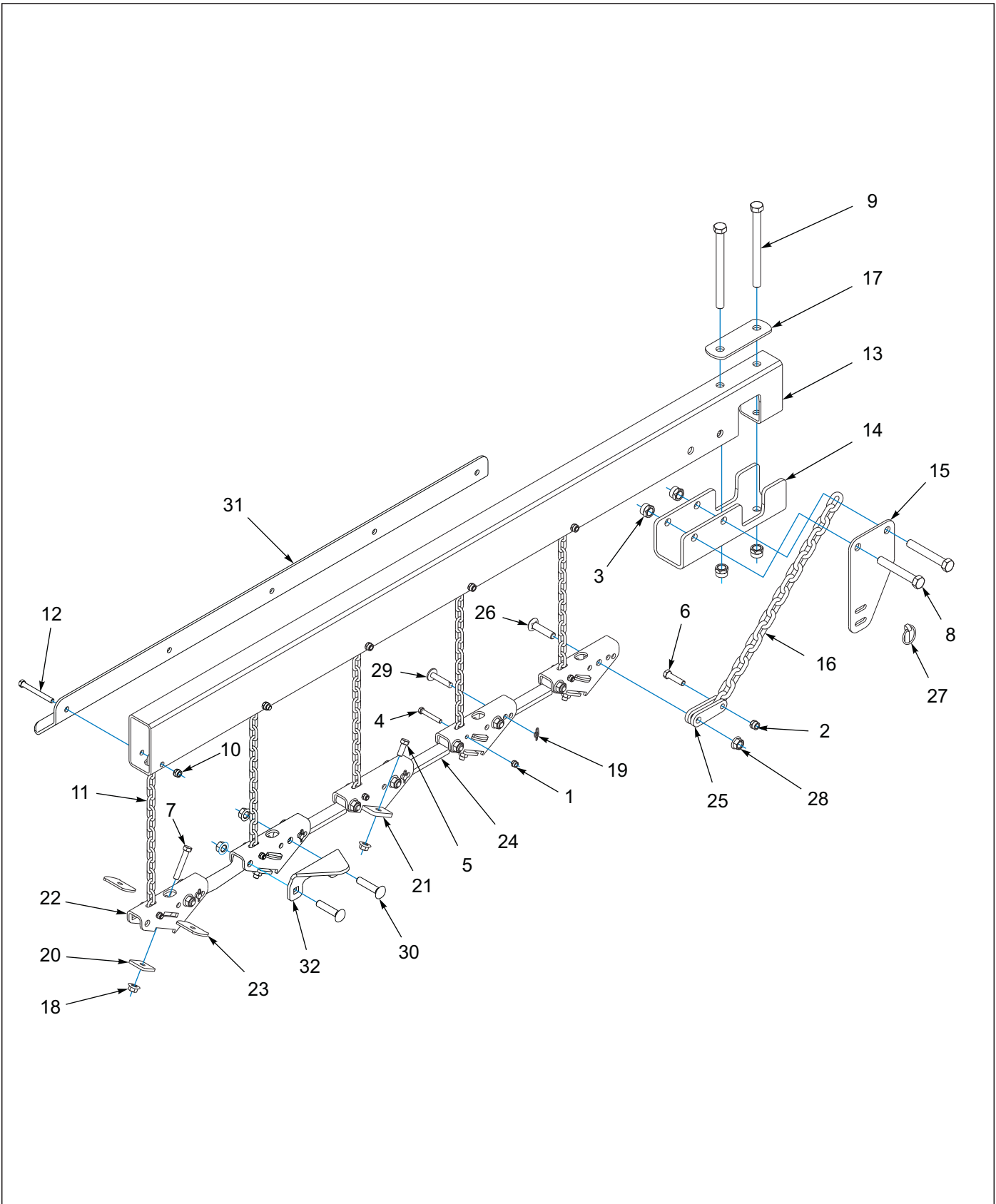


Figure 10-11: Arm Assembly 5 Row Spike Harrow W/Tray

Arm Assembly 5 Row Spike Harrow W/Tray

ITEM	PART NUMBER	DESCRIPTION	QTY.
--	186162	ARM ASSY, SPIKE RT W/TRAY 5R (SHOWN)	
--	186163	ARM ASSY, SPIKE LT W/TRAY 5R (NOT SHOWN)	
1	1-512-010005-05	NUT, HEX, SLFLKG, 3/8-16 GRB	5
2	1-512-010005-09	NUT, HEX, SLFLKG, 1/2-13 GRB	1
3	1-512-010005-15	NUT, HEX, SLFLKG, 3/4-10 GRB	4
4	1-654-010051-11	SCREW, HEX CP, 3/8-16 X 2-1/2 G5ZP	5
5	1-654-010055-02	SCREW, 1/2-13 UNC X 1-1/4, CP GR5	2
6	1-654-010055-05	SCREW, HEX CAP, 1/2-13 UNC X 2 GR5	1
7	1-654-010055-09	SCREW, HEX CAP, 1/2-13, UNC X 3 GR5	4
8	1-654-010061-15	SCREW, HEX CAP, 3/4-10, UNC X 5 GR5	2
9	1-654-010061-23	SCREW, HEX, 3/4-10, UNC X 9 GR5	2
10	101988	NUT,HEX, SLF-LKG, 7/16-14 GRB	5
11	133937	CHAIN, LIFTING HARROW, WP	5
12	141809	SCREW HX CP7/16-14UNC X 4 GR5	5
13	166175	ARM SPIKE HARROW, 5 ROW	1
14	166176	CLAMP, SPIKE HARROW ARM	1
15	166177	BRACKET, PULL CHAIN	1
16	166242	CHAIN, PULL, 3/8	1
17	168897	CLAMP PLATE, HARROW ARM	1
18	172509	NUT,1/2-13 WIDE FLNG TOP LCK F	6
19	172673	WRAP AROUND LOCKING COTTER	4
20	186193	CLAMP PLATE, SPIKE BAR	4
21	186200	MOUNT, HARROW BAR W/TABS	1
22	186204	MOUNT, HARROW BAR	4
23	186205	PLATE, BAR CLAMP	8
24	185697	LINK, HARROW BAR	4
25	186210	CONNECTOR, PULL CHAIN	2
26	187517	SCREW, RDHD SHT SQNK, 5/8-11 X 2.75	9
27	2-557-010009	PIN, LYNCH	1
28	29SFFL 5811	NUT,FLANGE HEAD LOCK5/8-11UNC	9
29	8C520	CLEVIS PIN	4
30	164861	SCREW, RDH SQ NK, 5/8-11 X 3	4
31	166237	TRAY, CATCH 5 ROW	1
32	186196	HOOK, CATCH TRAY	2

3 Row Spike and Reel Layout




Figure 10-12: 3 Row Spike and Reel Layout

3 Row Spike and Reel Layout

ITEM	PART NUMBER	DESCRIPTION	QTY.			
--	229695	3 ROW SPIKE & REEL 9650-38	*			
--	229696	3 ROW SPIKE & REEL 9650-42		*		
--	229697	3 ROW SPIKE & REEL 9650-46			*	
--	229698	3 ROW SPIKE & REEL 9650-50				*
1	186186	SPIKE BAR ASSY, 7 TOOTH 9SP (SEE PAGE 10-31)	6	--	--	--
2	186188	SPIKE BAR ASSY, 9 TOOTH 9SP (SEE PAGE 10-31)	6	3	6	3
3	186189	SPIKE BAR ASSY, 10 TOOTH 9SP (SEE PAGE 10-31)	--	15	6	3
4	186190	SPIKE BAR ASSY, 11 TOOTH 9SP (SEE PAGE 10-31)	6	--	--	--
5	186191	SPIKE BAR ASSY, 12 TOOTH 9SP (SEE PAGE 10-31)	--	--	--	6
6	186192	SPIKE BAR ASSY, 13 TOOTH 9SP (SEE PAGE 10-31)	--	--	6	6
7	200253	REEL ASSY 12 DIA X 60" (SEE PAGE 10-25)	2	--	--	--
8	200254	REEL ASSY 12 DIA X 75" (SEE PAGE 10-25)	2	3	2	1
9	200255	REEL ASSY 12 DIA X 90" (SEE PAGE 10-25)	2	3	2	1
10	200256	REEL ASSY 12 DIA X 105" (SEE PAGE 10-25)	--	--	2	4
11	229718	ARM ASSY 3 RSD (SEE PAGE 10-33)	8	8	8	8
12	229719	ARM ASSY 3 RSD W/O SPRING (SEE PAGE 10-35)	--	--	2	2
13	229720	ARM ASSY 3 RSD RT W/TRAY (SEE PAGE 10-37)	2	2	2	2
14	229721	ARM ASSY 3 RSD LT W/TRAY (SEE PAGE 10-37)	2	2	2	2

Reel Assembly

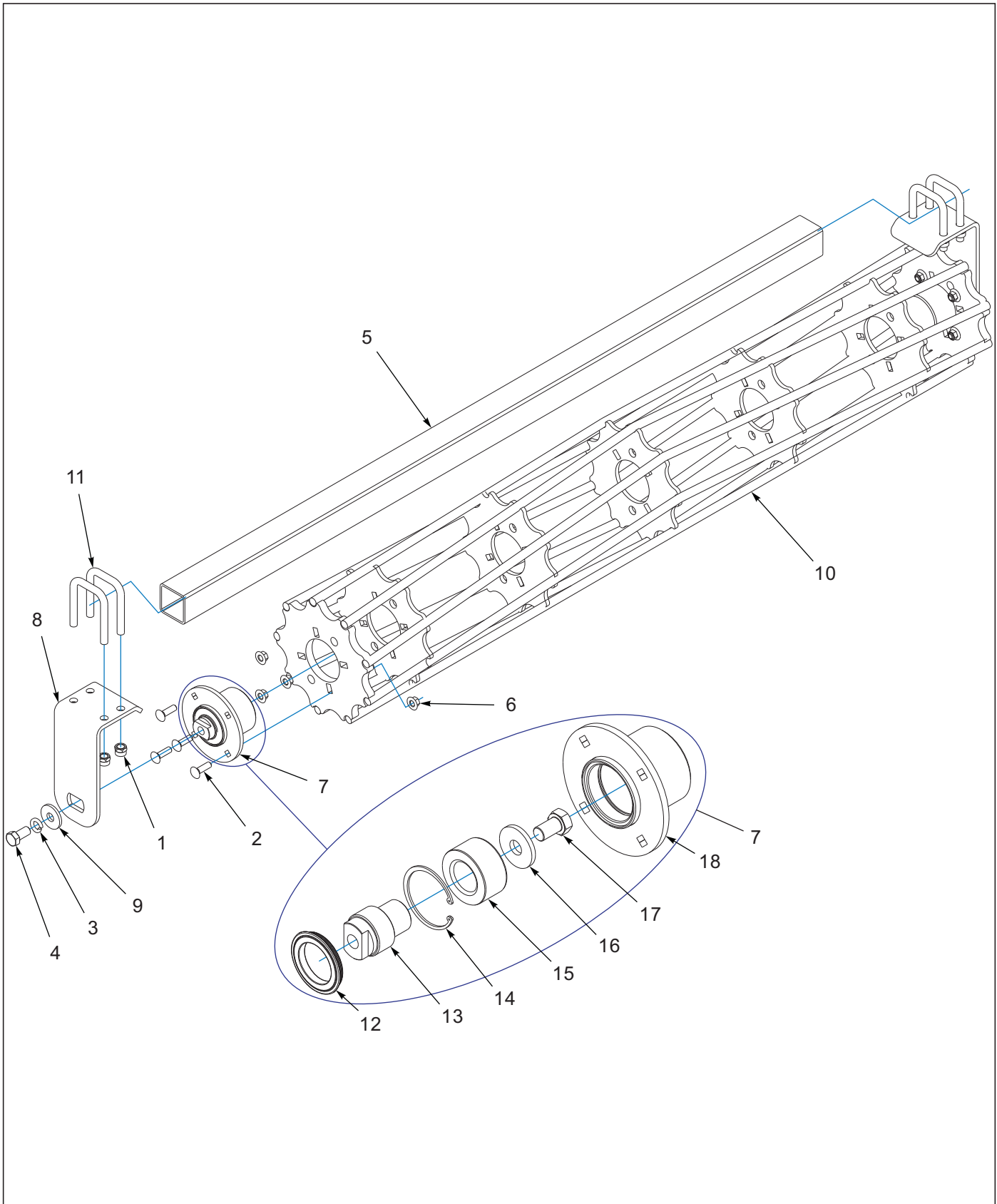


Figure 10-13: Reel Assembly

Reel Assembly

ITEM	PART NUMBER	DESCRIPTION	QTY.			
--	200253	REEL ASSY 12 DIA X 60"	*			
--	200254	REEL ASSY 12 DIA X 75"		*		
--	200255	REEL ASSY 12 DIA X 90"			*	
--	200256	REEL ASSY 12 DIA X 105"				*
1	1-512-010005-13	NUT,HEX SLFLKG GRB 5/8-11	8	8	8	8
2	1-654-010070-04	SCREW RDHD SQNK 1/2-13X1-3/4	8	8	8	8
3	1-861-010034-17	WASHER,LKG,HLCL SPR,3/4	2	2	2	2
4	108705	SCREW,HEXCAP,3/4-10X1-1/2 GR8	2	2	2	2
5	166340	GANG BAR REEL 62 L	1	--	--	--
5	166341	GANG BAR REEL 77 L	--	1	--	--
5	166342	GANG BAR REEL 92 L	--	--	1	--
5	166343	GANG BAR REEL 107 L	--	--	--	1
6	172509	NUT,1/2-13 WIDE FLNG TOP LCK F	8	8	8	8
7	200222	HUB ASSY REEL (INCLUDES ITEMS 12-18)	2	2	2	2
8	200238	BEARING MOUNT, REEL	2	2	2	2
9	200259	WASHER, 3/4 HEAVY - 2-1/4	2	2	2	2
10	225123	REEL WLDMT, 12 DIA X 60" RD	1	--	--	--
10	225124	REEL WLDMT, 12 DIA X 75" RD	--	1	--	--
10	225125	REEL WLDMT, 12 DIA X 90" RD	--	--	1	--
10	225126	REEL WLDMT, 12 DIA X 105" RD	--	--	--	1
11	8-102-010012	U BOLT	4	4	4	4
12	185757	SEAL, MAINT FREE HUB HSL	2	2	2	2
13	200218	SPINDLE REEL BEARING	2	2	2	2
14	174532	INTERNAL SNAP RING	2	2	2	2
15	174526	BEARING, DOUBLE TAPER RLLR	2	2	2	2
16	200259	WASHER, 3/4 HEAVY - 2-1/4	2	2	2	2
17	129263	SCREW HEX CAP 3/4-10 X 1-1/4	2	2	2	2
18	200221	HUB WLDMT REEL	2	2	2	2

3 RSD and Flat Reel Layout

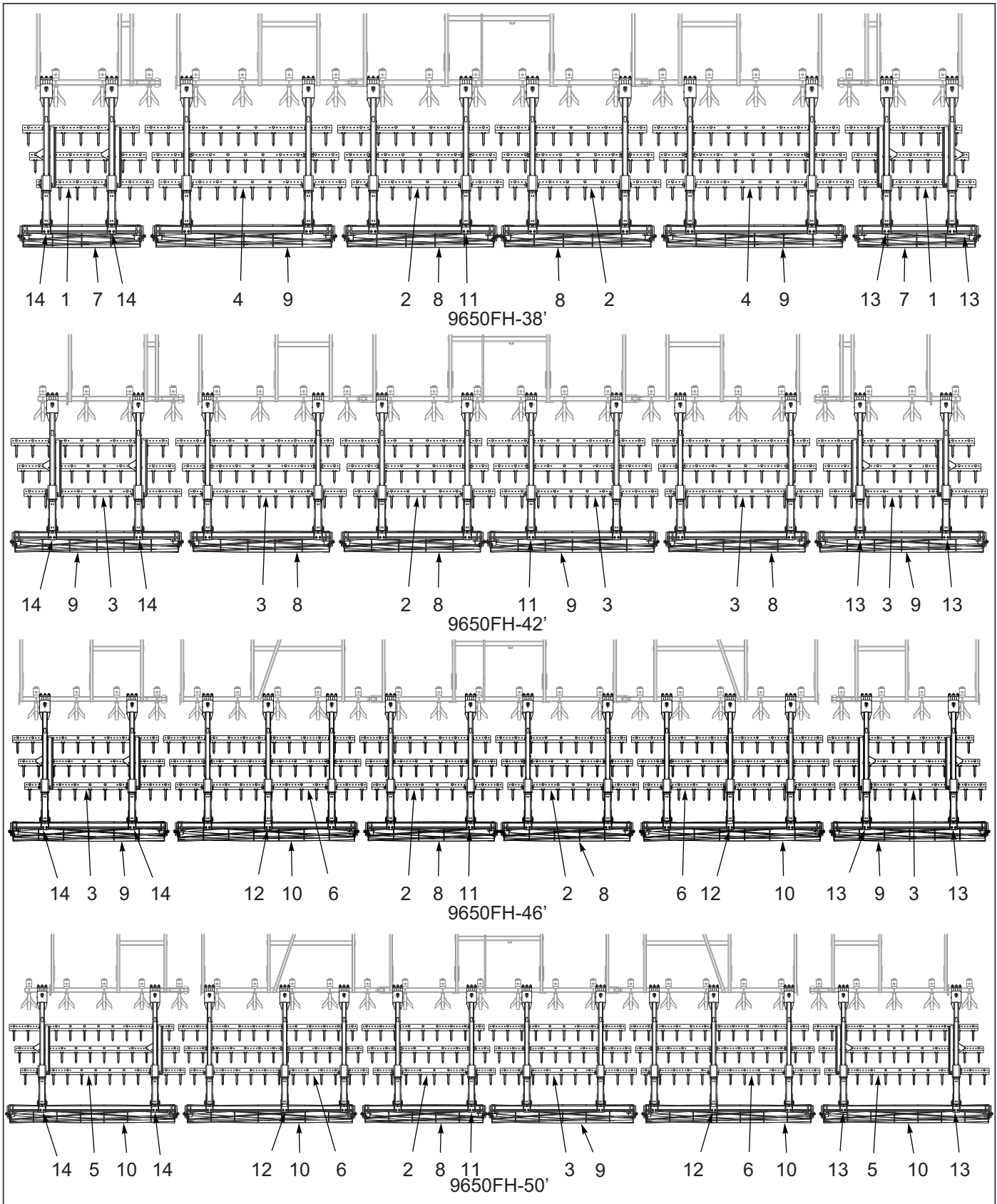


Figure 10-14: 3 RSD and Flat Reel Layout

3 RSD and Flat Reel Layout

ITEM	PART NUMBER	DESCRIPTION	QTY.			
--	229738	3 RSD & FLAT REEL 9650-38	*			
--	229739	3 RSD & FLAT REEL 9650-42		*		
--	229740	3 RSD & FLAT REEL 9650-46			*	
--	229741	3 RSD & FLAT REEL 9650-50				*
1	186186	SPIKE BAR ASSY, 7 TOOTH 9SP (SEE PAGE 10-31)	6	--	--	--
2	186188	SPIKE BAR ASSY, 9 TOOTH 9SP (SEE PAGE 10-31)	6	3	6	3
3	186189	SPIKE BAR ASSY, 10 TOOTH 9SP (SEE PAGE 10-31)	--	15	6	3
4	186190	SPIKE BAR ASSY, 11 TOOTH 9SP (SEE PAGE 10-31)	6	--	--	--
5	186191	SPIKE BAR ASSY, 12 TOOTH 9SP (SEE PAGE 10-31)	--	--	--	6
6	186192	SPIKE BAR ASSY, 13 TOOTH 9SP (SEE PAGE 10-31)	--	--	6	6
7	203184	REEL ASSY 12 DIA X 60" (SEE PAGE 10-29)	2	--	--	--
8	203185	REEL ASSY 12 DIA X 75" (SEE PAGE 10-29)	2	3	2	1
9	203186	REEL ASSY 12 DIA X 90" (SEE PAGE 10-29)	2	3	2	1
10	203187	REEL ASSY 12 DIA X 105" (SEE PAGE 10-29)	--	--	2	4
11	229718	ARM ASSY 3 RSD (SEE PAGE 10-33)	8	8	8	8
12	229719	ARM ASSY 3 RSD W/O SPRING (SEE PAGE 10-35)	--	--	2	2
13	229720	ARM ASSY 3 RSD RT W/TRAY (SEE PAGE 10-37)	2	2	2	2
14	229721	ARM ASSY 3 RSD LT W/TRAY (SEE PAGE 10-37)	2	2	2	2

Flat Reel Assembly

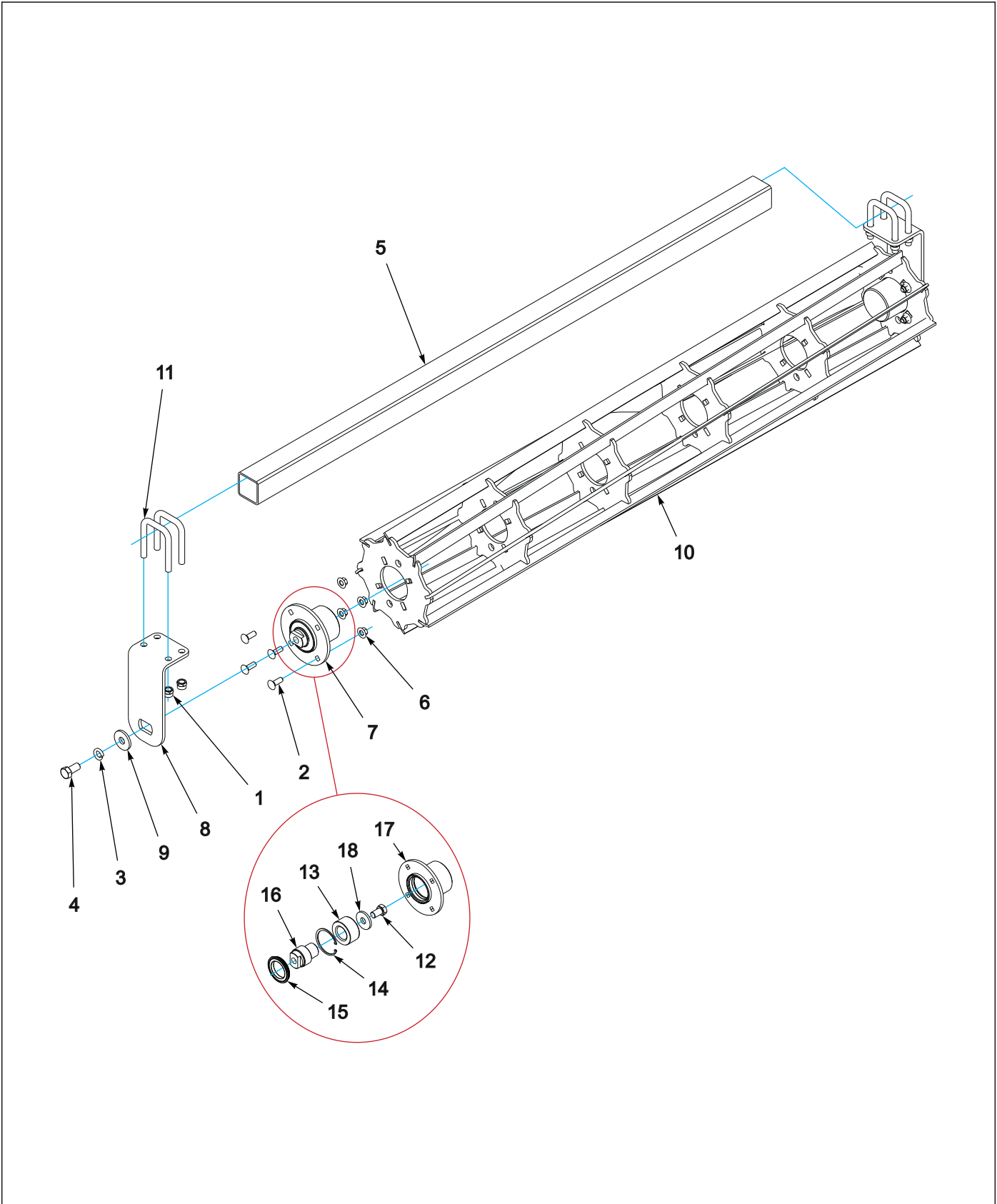


Figure 10-15: Flat Reel Assembly

Flat Reel Assembly

ITEM	PART NUMBER	DESCRIPTION	QTY.			
--	203184	REEL ASSY 12 DIA X 60"	*			
--	203185	REEL ASSY 12 DIA X 75"	*			
--	203186	REEL ASSY 12 DIA X 90"	*			
--	203187	REEL ASSY 12 DIA X 105"	*			
1	1-512-010005-13	NUT,HEX SLFLKG GRB 5/8-11	8	8	8	8
2	1-654-010070-03	SCREW RDHD SQNK1/2-13X1-1/2	8	8	8	8
3	1-861-010034-17	WASHER,LKG,HLCL SPR,3/4	2	2	2	2
4	108705	SCREW,HEXCAP,3/4-10X1-1/2 GR8	2	2	2	2
5	166340	GANG BAR REEL 62 L	1	--	--	--
5	166341	GANG BAR, REEL, 77 L	--	1	--	--
5	166342	GANG BAR, REEL, 92 L	--	--	1	--
5	166343	GANG BAR, REEL, 107"	--	--	--	1
6	172509	NUT,1/2-13 WIDE FLNG TOP LCK F	8	8	8	8
7	200222	HUB ASSY REEL	2	2	2	2
8	200238	BEARING MOUNT, REEL	2	2	2	2
9	200259	WASHER, 3/4 HEAVY - 2-1/4	2	2	2	2
10	200296	REEL, 12" DIA X 60" FLAT WLDMT	1	--	--	--
10	200297	REEL WLDMT 12" DIA X 75" FLAT	--	1	--	--
10	200298	REEL WLDMT 12" DIA X 90" FLAT	--	--	1	--
10	200299	REEL WLDMT 12" DIA X 105" FLAT	--	--	--	1
11	8-102-010012	U BOLT	4	4	4	4
12	129263	SCREW HEX CAP 3/4-10 X 1-1/4	2	2	2	2
13	174526	BEARING, DOUBLE TAPER RLLR	2	2	2	2
14	174532	INTERNAL SNAP RING	2	2	2	2
15	185757	SEAL, MAINT FREE HUB HSL	2	2	2	2
16	200218	SPINDLE REEL BEARING	2	2	2	2
17	200221	HUB WLDMT REEL	2	2	2	2
18	200259	WASHER, 3/4 HEAVY - 2-1/4	2	2	2	2

Spike Bar Assembly, 9 SP




Figure 10-16: Spike Bar Assembly, 9 SP

Spike Bar Assembly, 9 SP

ITEM	PART NUMBER	DESCRIPTION	QTY.						
--	186186	SPIKE BAR ASSY, 7 TOOTH 9SP	*						
--	186187	SPIKE BAR ASSY, 8 TOOTH 9SP		*					
--	186188	SPIKE BAR ASSY, 9 TOOTH 9SP			*				
--	186189	SPIKE BAR ASSY, 10 TOOTH 9SP				*			
--	186190	SPIKE BAR ASSY, 11 TOOTH 9SP					*		
--	186191	SPIKE BAR ASSY, 12 TOOTH 9SP						*	
--	186192	SPIKE BAR ASSY, 13 TOOTH 9SP							*
1	1-512-010005-05	NUT, HEX, SLFLKG, 3/8-16, UNC GRB	14	16	18	20	22	24	26
2	166148	SPIKE, TOOTH, 3/4 SQ X 14	7	8	9	10	11	12	13
3	186177	SPIKE BAR, 7T 60 9SP	1	--	--	--	--	--	--
3	186178	SPIKE BAR, 8T 69 9SP	--	1	--	--	--	--	--
3	186179	SPIKE BAR, 9T 78 9SP	--	--	1	--	--	--	--
3	186180	SPIKE BAR, 10T 87 9SP	--	--	--	1	--	--	--
3	186181	SPIKE BAR, 11T 96 9SP	--	--	--	--	1	--	--
3	186182	SPIKE BAR, 12T 105 9SP	--	--	--	--	--	1	--
3	186183	SPIKE BAR, 13T 114 9SP	--	--	--	--	--	--	1
4	8-102-010017	U-BOLT, SPIKE ANCHOR	7	8	9	10	11	12	13

Arm Assembly 3RSD

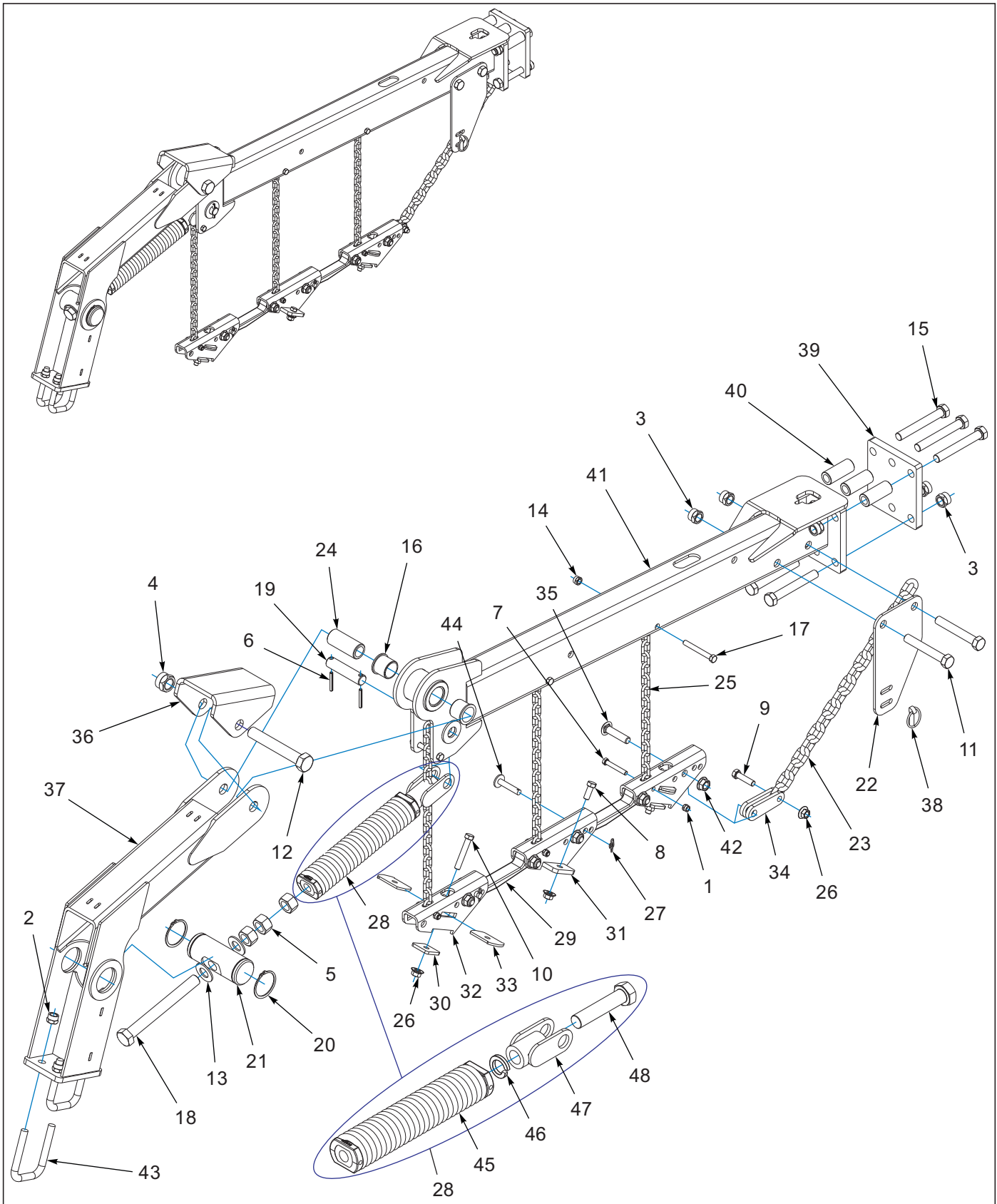


Figure 10-17: Arm Assembly 3 RSD

Arm Assembly 3RSD

ITEM	PART NUMBER	DESCRIPTION	QTY.
--	229718	ARM ASSY 3 RSD	
1	1-512-010005-05	NUT, HEX, SLFLKG GRB 3/8-16	3
2	1-512-010005-13	NUT,HEX SLFLKG GRB 5/8-11	4
3	1-512-010005-15	NUT,HEX,SLFLKG GRB 3/4-10	8
4	1-512-010005-19	NUT 1-8 HEX SLF-LOCKING GRB	1
5	1-512-010007-14	NUT, HEX 1-8 GR2 ZP	3
6	1-647-010004221	PIN,SPRING 1/4X2 SLOTTED	2
7	1-654-010051-11	SCREW HX CP 3/8-16X2-1/2 G5ZP	3
8	1-654-010055-02	SCREW 1/2-13UNCX1-1/4 CP GR5	2
9	1-654-010055-05	SCREW,HEX CAP,1/2-13UNCX2 GR5	1
10	1-654-010055-09	SCREW,HX CP,1/2-13UNCX3 GR5	2
11	1-654-010061-15	SCREW,HX CP 3/4-10UNCX5 GR5	2
12	1-654-010125-18	SCREW HEX CAP,1-8UNCX6-1/2GR8	1
13	1-861-010032-24	WASHER FL 1IN NARROW ZP	2
14	101988	NUT,HEXSLF-LKG 7/16-14 GRB	3
15	139201	SCREW,HX CP 3/4-10UNCX5.50GR8	6
16	140599	BEARING, FLANGE 1-1/2"	2
17	141808	SCREW HX CP7/16-14UNCX3-1/2G5	3
18	152210	BOLT, ADJ, 1 X 9	1
19	156785	PIN 1 X 4-1/4	1
20	158896	SNAP RING, 2-1/2 SHAFT	2
21	158897	PIN, ADJUSTMENT	1
22	166177	BRACKET, PULL CHAIN	1
23	166242	CHAIN, PULL 3/8	1
24	168739	BUSHING PIVOT 1-1/2 X 3-7/16	1
25	168764	CHAIN 17 LINK 1/4	3
26	172509	NUT,1/2-13 WIDE FLNG TOP LCK F	5
27	172673	WRAP AROUND LOCKING COTTER	2
28	172677	SPRING ASSY, W/ANCHOR (INCLUDES ITEMS 45-48)	1
29	185697	LINK, HARROW BAR	2
30	186193	CLAMP PLATE, SPIKE BAR	2
31	186200	MOUNT, HARROW BAR W/TABS WLDMT	1
32	186204	MOUNT, HARROW BAR	2
33	186205	PLATE, BAR CLAMP	4
34	186210	CONNECTOR, PULL CHAIN	2
35	187517	SCREW RDHD SHT SQNK5/8-11X3.00	5
36	191459	STOP, HARROW ARM	1
37	199359	ARM WLDMT REEL	1
38	2-557-010009	PIN LYNCH	1
39	208187	MOUNTING PLATE, HARROW 6-BOLT	1
40	211056	BUSHING, CLAMP 3" L	3
41	227666	ARM, HARROW 6-BOLT WLDMT	1
42	29SFFL 5811	NUT,FLANGE HEAD LOCK5/8-11UNC	5
43	8-102-010012	U BOLT	2
44	8C520	CLEVIS PIN	2
45	172678	SPRING ASSY, THREADED PLUGS	1
46	1-861-010034-21	WASHER, LKG HEL SPRG 1IN	1
47	172674	ANCHOR, SPRING	1
48	141777	SCREW HX CP 1-8UNCX4-1/2 GR5	1

Arm Assembly 3RSD W/O Spring

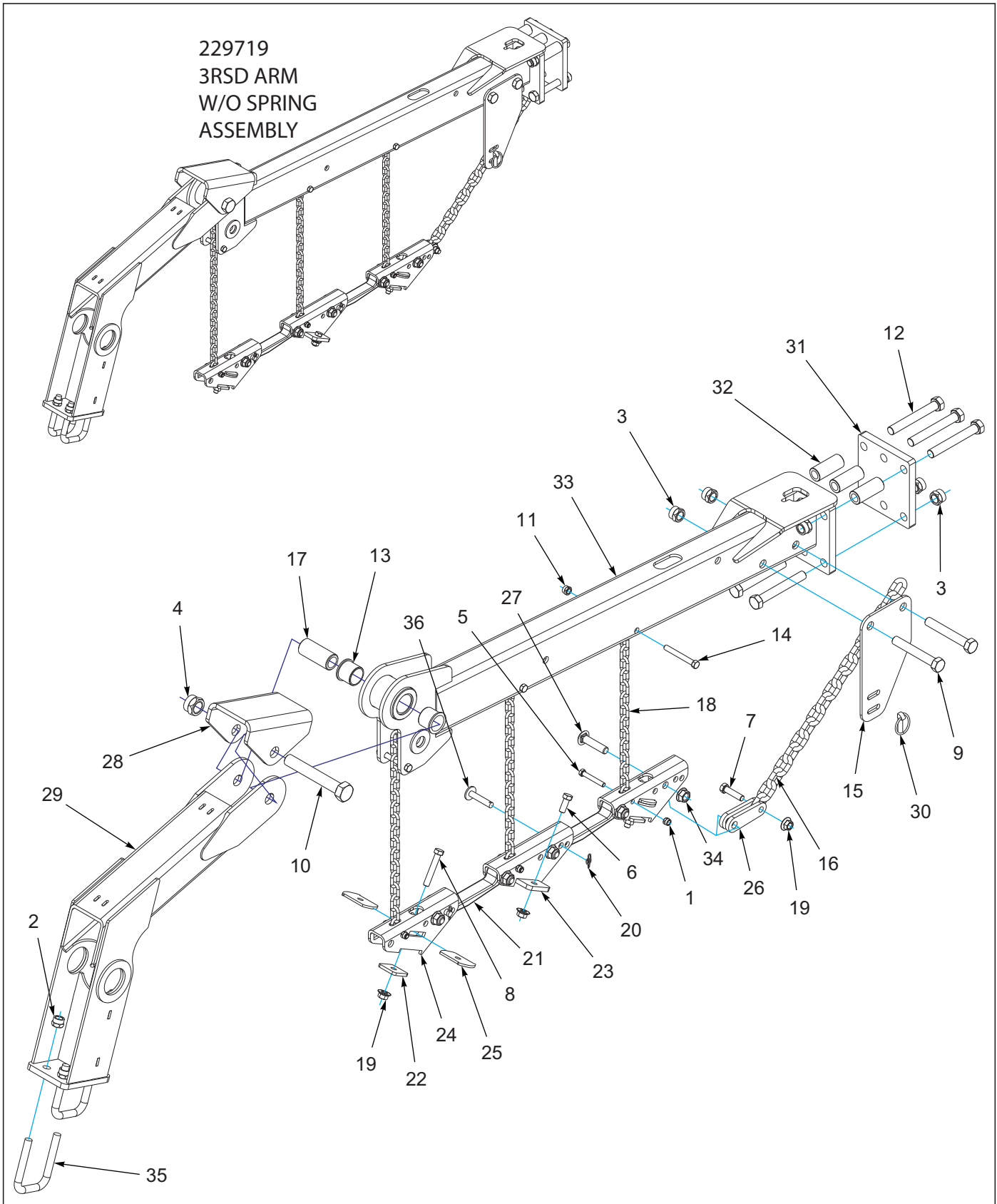


Figure 10-18: Arm Assembly 3 RSD W/O Spring

Arm Assembly 3RSD W/O Spring

ITEM	PART NUMBER	DESCRIPTION	QTY.
--	229719	ARM ASSY 3 RSD W/O SPRING	
1	1-512-010005-05	NUT, HEX, SLFLKG GRB 3/8-16	3
2	1-512-010005-13	NUT,HEX SLFLKG GRB 5/8-11	4
3	1-512-010005-15	NUT,HEX,SLFLKG GRB 3/4-10	8
4	1-512-010005-19	NUT 1-8 HEX SLF-LOCKING GRB	1
5	1-654-010051-11	SCREW HX CP 3/8-16X2-1/2 G5ZP	3
6	1-654-010055-02	SCREW 1/2-13UNCX1-1/4 CP GR5	2
7	1-654-010055-05	SCREW,HEX CAP,1/2-13UNCX2 GR5	1
8	1-654-010055-09	SCREW,HX CP,1/2-13UNCX3 GR5	2
9	1-654-010061-15	SCREW,HX CP 3/4-10UNCX5 GR5	2
10	1-654-010125-18	SCREW HEX CAP,1-8UNCX6-1/2GR8	1
11	101988	NUT,HEXSLF-LKG 7/16-14 GRB	3
12	139201	SCREW,HX CP 3/4-10UNCX5.50GR8	6
13	140599	BEARING, FLANGE 1-1/2"	2
14	141808	SCREW HX CP7/16-14UNCX3-1/2G5	3
15	166177	BRACKET, PULL CHAIN	1
16	166242	CHAIN, PULL 3/8	1
17	168739	BUSHING PIVOT 1-1/2 X 3-7/16	1
18	168764	CHAIN 17 LINK 1/4	3
19	172509	NUT,1/2-13 WIDE FLNG TOP LCK F	5
20	172673	WRAP AROUND LOCKING COTTER	2
21	185697	LINK, HARROW BAR	2
22	186193	CLAMP PLATE, SPIKE BAR	2
23	186200	MOUNT, HARROW BAR W/TABS WLDMT	1
24	186204	MOUNT, HARROW BAR	2
25	186205	PLATE, BAR CLAMP	4
26	186210	CONNECTOR, PULL CHAIN	2
27	187517	SCREW RDHD SHT SQNK5/8-11X3.00	5
28	191459	STOP, HARROW ARM	1
29	199359	ARM WLDMT REEL	1
30	2-557-010009	PIN LYNCH	1
31	208187	MOUNTING PLATE, HARROW 6-BOLT	1
32	211056	BUSHING, CLAMP 3" L	3
33	227666	ARM, HARROW 6-BOLT WLDMT	1
34	29SFFL 5811	NUT,FLANGE HEAD LOCK5/8-11UNC	5
35	8-102-010012	U BOLT	2
36	8C520	CLEVIS PIN	2

Arm Assembly 3RSD W/Tray

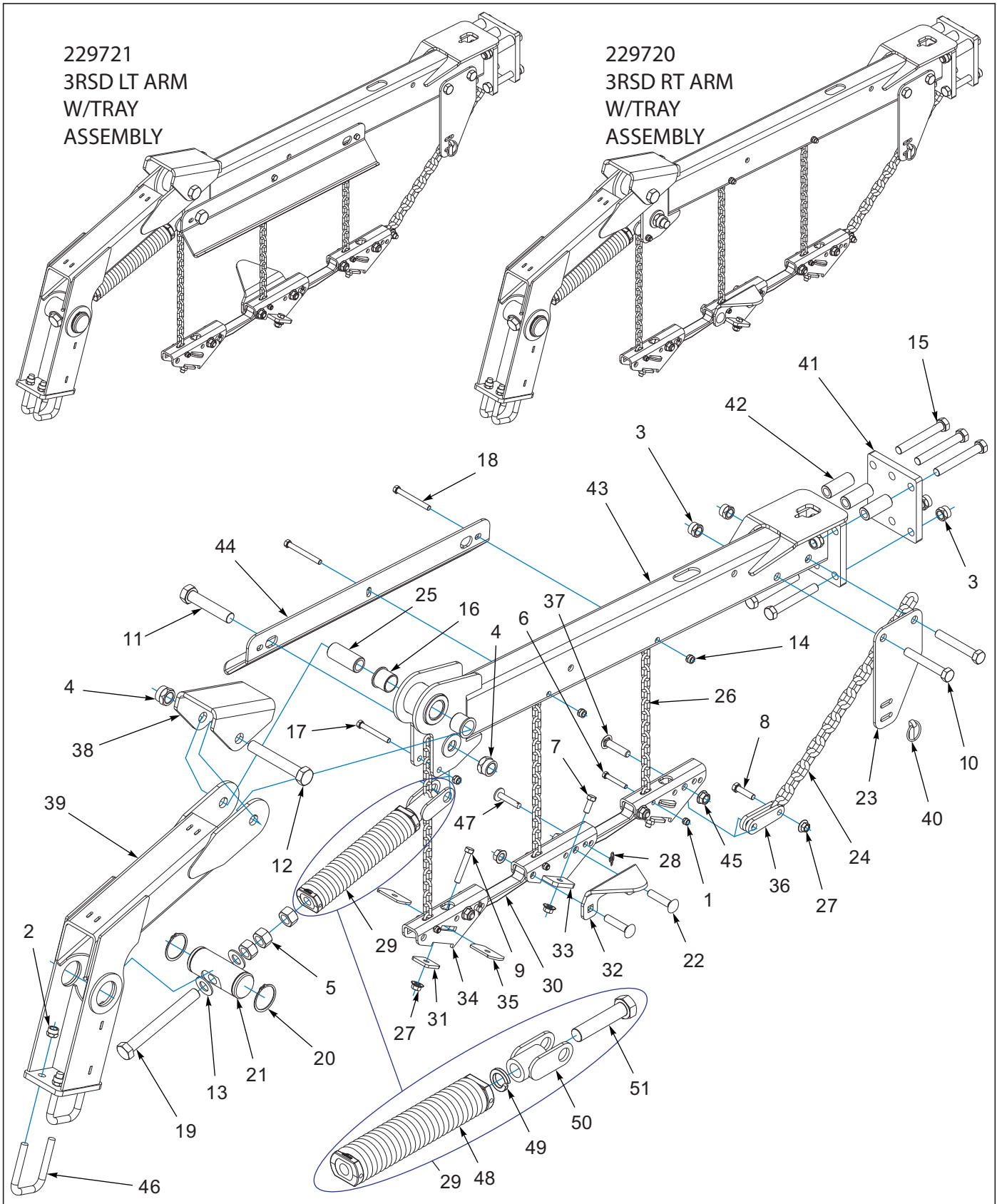


Figure 10-19: Arm Assembly 3 RSD W/Tray

Arm Assembly 3RSD W/Tray

ITEM	PART NUMBER	DESCRIPTION	QTY.
--	229720	ARM ASSY 3 RSD RT W/TRAY (SHOWN)	
--	229721	ARM ASSY 3 RSD LT W/TRAY	
1	1-512-010005-05	NUT, HEX, SLFLKG GRB 3/8-16	3
2	1-512-010005-13	NUT,HEX SLFLKG GRB 5/8-11	4
3	1-512-010005-15	NUT,HEX,SLFLKG GRB 3/4-10	8
4	1-512-010005-19	NUT 1-8 HEX SLF-LOCKING GRB	2
5	1-512-010007-14	NUT, HEX 1-8 GR2 ZP	3
6	1-654-010051-11	SCREW HX CP 3/8-16X2-1/2 G5ZP	3
7	1-654-010055-02	SCREW 1/2-13UNCX1-1/4 CP GR5	2
8	1-654-010055-05	SCREW,HEX CAP,1/2-13UNCX2 GR5	1
9	1-654-010055-09	SCREW,HX CP,1/2-13UNCX3 GR5	2
10	1-654-010061-15	SCREW,HX CP 3/4-10UNCX5 GR5	2
11	1-654-010065-15	SCREW HX CP 1-8UNCX5 GR5	1
12	1-654-010125-18	SCREW HEX CAP,1-8UNCX6-1/2GR8	1
13	1-861-010032-24	WASHER FL 1IN NARROW ZP	2
14	101988	NUT,HEXSLF-LKG 7/16-14 GRB	3
15	139201	SCREW,HX CP 3/4-10UNCX5.50GR8	6
16	140599	BEARING, FLANGE 1-1/2"	2
17	141808	SCREW HX CP7/16-14UNCX3-1/2G5	1
18	141809	SCREW HX CP7/16-14UNC X 4 GR5	2
19	152210	BOLT, ADJ, 1 X 9	1
20	158896	SNAP RING, 2-1/2 SHAFT	2
21	158897	PIN, ADJUSTMENT	1
22	164861	SCREW,RD HD SQNCK 5/8-11X3	2
23	166177	BRACKET, PULL CHAIN	1
24	166242	CHAIN, PULL 3/8	1
25	168739	BUSHING PIVOT 1-1/2 X 3-7/16	1
26	168764	CHAIN 17 LINK 1/4	3
27	172509	NUT,1/2-13 WIDE FLNG TOP LCK F	5
28	172673	WRAP AROUND LOCKING COTTER	2
29	172677	SPRING ASSY, W/ANCHOR (INCLUDES ITEMS 48-51)	1
30	185697	LINK, HARROW BAR	2
31	186193	CLAMP PLATE, SPIKE BAR	2
32	186196	HOOK, CATCH TRAY	1
33	186200	MOUNT, HARROW BAR W/TABS WLDMT	1
34	186204	MOUNT, HARROW BAR	2
35	186205	PLATE, BAR CLAMP	4
36	186210	CONNECTOR, PULL CHAIN	2
37	187517	SCREW RDHD SHT SQNK5/8-11X3.00	3
38	191459	STOP, HARROW ARM	1
39	199359	ARM WLDMT REEL	1
40	2-557-010009	PIN LYNCH	1
41	208187	MOUNTING PLATE, HARROW 6-BOLT	1
42	211056	BUSHING, CLAMP 3" L	3
43	227666	ARM, HARROW 6-BOLT WLDMT	1
44	229717	CATCH TRAY, 3 ROW	1
45	29SFFL 5811	NUT,FLANGE HEAD LOCK5/8-11UNC	5
46	8-102-010012	U BOLT	2
47	8C520	CLEVIS PIN	2

Arm Assembly 3RSD W/Tray

ITEM	PART NUMBER	DESCRIPTION	QTY.
48	172678	SPRING ASSY, THREADED PLUGS	1
49	1-861-010034-21	WASHER, LKG HEL SPRG 1IN	1
50	172674	ANCHOR, SPRING	1
51	141777	SCREW HX CP 1-8UNCX4-1/2 GR5	1

Rear Tow Hitch Assembly

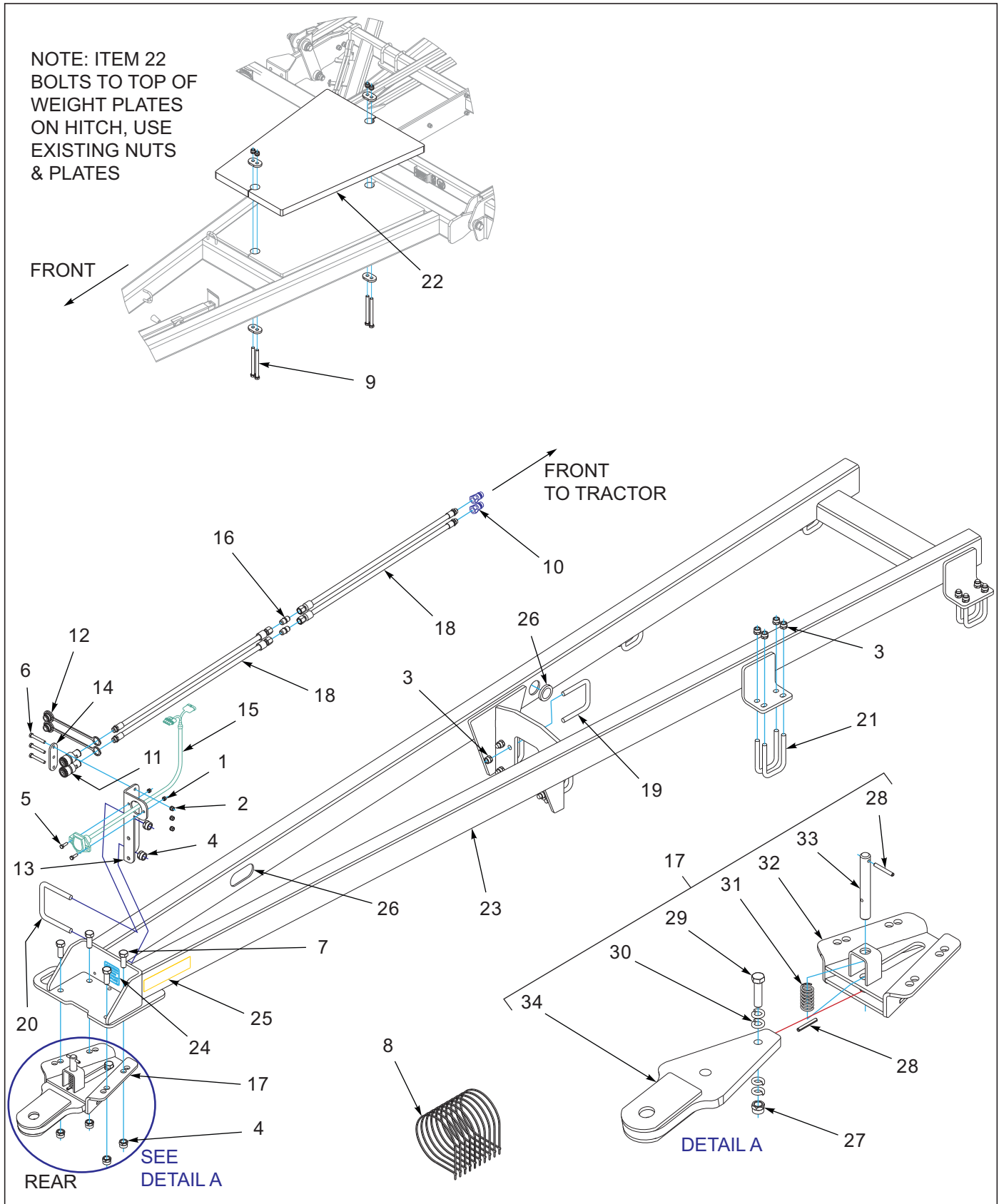


Figure 10-20: Rear Tow Hitch Assembly

Rear Tow Hitch Assembly

ITEM	PART NUMBER	DESCRIPTION	QTY.
--	231483	REAR TOW HITCH ASSY, 9600FH	
1	1-512-010005-03	NUT HEX SLFLKG GRB 5/16-18	2
2	1-512-010005-05	NUT, HEX, SLFLKG GRB 3/8-16	3
3	1-512-010005-13	NUT,HEX SLFLKG GRB 5/8-11	24
4	1-512-010005-15	NUT,HEX,SLFLKG GRB 3/4-10	6
5	1-654-010049-05	SCREW HX CP 5/16-18UNCX1 GR5	2
6	1-654-010051-11	SCREW HX CP 3/8-16X2-1/2 G5ZP	3
7	1-654-010061-05	SCREW,HHC,3/4-10UNCX2,GR5,ZP	4
8	105874	TIE,STRAP PLSTC 21.5-24X.301	10
9	126235	SCREW HEX 3/4-10UNCX10-1/2GR5	4
10	141828	COUPLER,MALE 3/4-16 O-RING	2
11	142668	COUPLER FEMALE 3/4-16 O-RING	2
12	142669	PLUG, COUPLER DUST	2
13	142670	BRACKET COUPLER MOUNT	1
14	142671	PLATE, COUPLER	1
15	143871	HARNESS, TANDEM ADAPTER	1
16	148338	FITTING, UNION SAE 37 8X8	2
17	191456	HITCH ASSY, REAR TOW 1-1/2HOLE (INCLUDES ITEMS 27-34)	1
18	194696	HOSE ASSY, 3/8X222 #8JICX#8OR	4
19	2-102-010004	BOLT U STANDARD GAUGE WHEEL	4
20	2-102-010039	U-BOLT, DISC BEARING BRKT	1
21	2-102-010054	U-BOLT	8
22	227665	PLATE, WEIGHT HITCH	1
23	231484	HITCH, REAR TOW WLDMT	1
24	231488	DECAL, MAXIMUM HITCH WEIGHT	1
25	528934	REFLECTOR - YELLOW	2
26	1-822-010001	TRIM 1350 3/8BLK FINE PEBBLE (CUT TO LENGTH)	
27	1-512-010005-15	NUT,HEX,SLFLKG GRB 3/4-10	1
28	1-647-010004240	PIN,SPRING,SLOTTED,5/16X2-1/2	2
29	1-654-010061-09	SCREW HX CP 3/4-10UNCX3 GR5	1
30	1-861-010034-17	WASHER,LKG,HLCL SPR,3/4	4
31	162191	SPRING, COMP 1.218 X 2.5	1
32	168768	MOUNT WLDMT REAR TOW HITCH	1
33	168773	PIN REAR TOW HITCH	1
34	183952	HITCH WLDMT REAR TOW RIGID	1

Glossary

For clarity this glossary of industry standard abbreviations and their definitions are provided. For additional information, see instruction on the inside front cover or the last page of this manual.

A

ASM Assembly

B

BATT Battery
BHSC Button Head Socket Cap
BLK Black

C

CB Carriage Bolt
CONN Connector
CRG Carriage
CTSK Countersunk
CTWT Counterweight
CVR Cover
CYD Cylinder

D

DBL Double
DIA Diameter

E

ENCLSD Enclosed

F

FHCS Flanged Head Cap Screw
FHHCS Flanged Hex Head Cap Screw
FL OR FLG Flange
FLT Flat

G

GA Gauge

H

HHCS Hex Head Cap Screw
HCS High Carbon Steel
HD Head
HLCL Helical
HCSKT Hex Socket
HSFC Hex Socket Flat Countersunk
HYD Hydraulic

I

ID Inside Diameter

L

LH Lefthand
LKG OR LOCK Locking
LWR Lower

M

MANF Manifold
MNT Mount

N

NRW Narrow
NSS Not Serviced Separately

O

OD Outside Diameter
OHG Overhead Guard
ORFS OR ORS O-Ring Seal
ORP OR ORB O-Ring Boss

P

P-STEER Power Steering
PTFE Polytetrafluoroethylene (Teflon)

R

RH Righthand
RND Round

S

SER Series
SHCS Socket Head Cap Screw
SHLD Shield
SKT Socket
SLFLKG Selflocking
SOC Socket
SPDT Single Pole Double Throw
SPR Spring

SQ Square
SRTD Serrated
SSCR Setscrew
SST Stainless Steel
STD Standard

U

UPR Upper

W

WHL Wheel
WLD OR WLDMT Weldment

Index

Numerics

0600-250-01250	3-26	116490	6-6, 6-10
0600-375-01500	1-8, 3-17	117259	6-6, 6-10
100000362	7-11	117957	1-5
100545	3-10, 3-14, 4-6	119118	1-4, 3-2, 3-6, 3-10, 3-14
1-007-010025	6-4, 6-8, 6-10	122911	6-4
100823	3-26	122917	4-4
100827	10-4, 10-6	124696	6-8
100830	10-4, 10-6	125566	7-4
100856	1-4, 3-3, 3-7, 3-10, 3-14, 3-22	126235	10-42
101385	3-10, 3-14, 4-6	127712	1-4, 3-2, 3-6, 3-10, 3-14
101988	3-2, 3-6, 3-10, 3-14, 3-24, 10-20, 10-22, 10-34, 10-36, 10-38	128874	4-2
102-1130	6-8	129263	10-26, 10-30
102498	1-10, 3-20	1-298-010001-1 ..	1-7, 1-8, 2-3, 3-16, 3-17, 3-24, 3-26
102600	1-5, 1-10	130052	1-7, 3-16
102604	1-10, 3-20	133662	5-2
103841	2-2	133937	10-20, 10-22
104358	1-4	135912	7-12
105874	8-3, 10-42	137304	7-12
1-076-010007	3-20	137599	6-6, 6-10
1-076-010010	3-20	137601	6-8
108628	4-2	139201 ..	3-22, 10-4, 10-6, 10-14, 10-34, 10-36, 10-38
108675	5-2, 5-4	1-397-010369036 ..	6-6, 6-10
108676	5-2, 5-4	140470	1-4, 6-2, 6-4, 7-2, 7-10
108705	10-26, 10-30	140471	3-2, 3-6, 6-2, 6-4, 7-2, 7-8
111789	7-3, 7-4, 7-7, 7-8, 7-9, 7-10, 7-11, 7-12	140547	3-2, 3-6, 3-10, 3-14, 3-22
111871	7-8	140554	3-20
111962	1-10	140599 ..	1-4, 3-2, 3-6, 3-10, 3-14, 10-4, 10-6, 10-14, 10-34, 10-36, 10-38
114652	3-11, 3-15	140645	3-20
116100	3-2, 3-6, 3-10, 3-14, 4-6	140647	2-2, 2-4
116434	6-2, 6-6	141109	1-2
116435	6-4, 6-10	141213	4-4
116437	6-2, 6-6, 6-10	141217	4-4
116489	6-2, 6-4	141236	3-20
		141238	3-20

141244	3-2, 3-6, 4-6	143853	6-2, 6-4
141247	2-2	143871	10-42
141249	2-2	143994	7-3, 7-4, 7-7, 7-8, 7-9, 7-10
141250	2-4	144193	9-4
141251	1-4, 3-3, 3-7, 3-10, 3-14	144322	4-6, 7-12
141259	9-4	144325	10-14
141260	9-4	144343	6-10
141274	1-4	147072	10-14
141301	7-8, 7-10	147582	6-6, 6-10
141594	6-4, 6-10	148084	7-4
141597	9-4	148085	7-4
141777	10-34, 10-39	148087	7-4
141807	2-2	148088	7-4
141808	10-20, 10-34, 10-36, 10-38	148338	6-2, 6-4, 10-42
141809	3-2, 3-6, 3-10, 3-14, 3-24, 10-22, 10-38	150076	1-2
141826	6-6, 6-10	1-510-010003-09	10-8, 10-16
141828	6-2, 6-4, 6-6, 6-10, 10-42	1-511-010001-07	5-2
141864	6-6	1-512-010005-01	1-2, 2-2, 4-2, 8-3
141866	3-20	1-512-010005-03	4-2, 10-42
141881	6-6	1-512-010005-05	1-2, 1-5, 4-2, 10-20, 10-22, 10-32, 10-34, 10-36, 10-38, 10-42
141883	6-6	1-512-010005-09	1-2, 1-4, 3-11, 3-15, 3-24, 4-2, 5-2, 5-4, 8-3, 10-8, 10-16, 10-20, 10-22
141889	6-2	1-512-010005-13	1-2, 1-4, 2-2, 3-2, 3-6, 3-10, 3-14, 4-2, 5-2, 8-3, 10-4, 10-6, 10-14, 10-26, 10-30, 10-34, 10-36, 10-38, 10-42
142103	7-8	1-512-010005-15	1-4, 2-2, 3-2, 3-7, 3-10, 3-14, 3-22, 4-2, 10-4, 10-6, 10-14, 10-20, 10-22, 10-34, 10-36, 10-38, 10-42
142109	7-10	1-512-010005-19	1-4, 2-2, 3-2, 3-6, 3-10, 3-14, 3-22, 10-4, 10-6, 10-14, 10-34, 10-36, 10-38
142110	7-8, 7-10	1-512-010007-07	2-2
142111	7-10	1-512-010007-08	5-2, 5-4
142112	7-8, 7-10	1-512-010007-14	10-4, 10-6, 10-14, 10-34, 10-38
142114	7-10	151508	3-10, 3-14
142116	7-8	151528	3-24
142119	7-12	1-516-010001-20	1-10, 3-20
142120	7-12	152210	10-4, 10-6, 10-14, 10-34, 10-38
142194	2-4	153696	2-2
142650	3-2, 3-6, 3-10, 3-14, 3-22	153803	3-26
142668	10-42		
142669	10-42		
142670	10-42		
142671	10-42		
143066	3-20		

153843	6-6, 6-10	161531	1-4
154104	7-12	161538	4-6
154994	10-8, 10-16	162191	10-42
154995	10-8, 10-16	162845	1-4, 3-2, 3-6, 3-10, 3-14
154997	10-8, 10-16	162904	5-2
154998	10-8, 10-16	162906	5-2
155002	10-4, 10-6	162917	3-2, 3-6
155005	10-8	162930	5-2
155523	9-4	164124	1-5
155528	6-2, 6-4	164125.	4-2
155529	6-6, 6-10	164126	4-2
1-557-010013	4-2	164134	8-3
1-557-010362-51	1-10, 3-20	164135	8-3
1-557-010403	1-4	164138	8-3
155927	10-8, 10-16	164139	8-3
155956	10-8, 10-16	164140	8-3
155963	10-4, 10-6	164142	4-2
155971	10-8, 10-16	164146	5-2
156010	9-4	164147	5-2
156777	10-8, 10-16	164172	3-10, 3-14, 6-2, 6-4, 7-2, 7-4
156778	10-8, 10-16	164172M	7-2, 7-6
156779	10-8, 10-16	164175	1-4, 3-2, 3-6, 3-10, 3-14
156785	10-14, 10-34	164184	3-6
156950	2-2	164186	1-4
156973	1-10	164192	5-2
156979	1-10	164200	1-2, 3-10, 3-14
156992	1-4, 3-2, 3-6, 3-10, 3-14	164201	3-10, 3-14
1-573-010006	9-4	164215	1-2
158841	5-2	164216	1-2
158843	3-26	164217	3-14
158844	3-22, 3-26	164218	3-14
158896	10-4, 10-6, 10-14, 10-34, 10-38	164219	3-6
158897	10-14, 10-34, 10-38	164220	3-6
159557	3-26	164245	7-4
159569	6-4, 6-6, 6-10	164256	3-2, 3-6, 3-10, 3-14
159954	1-8, 3-17	164260	4-2, 4-4
15G816ER	1-7, 3-16	164261	4-4
160693	6-10	164263	4-4

164277	1-4, 3-2, 3-6, 3-10, 3-14	1-654-010051-12	1-2
164293	10-14	1-654-010055-02	10-20, 10-22, 10-34, 10-36, 10-38
164295	1-2	1-654-010055-03	10-14
164302	9-4	1-654-010055-05	10-20, 10-22, 10-34, 10-36, 10-38
164303	6-2, 6-4	1-654-010055-09	3-11, 3-15, 4-2, 10-20, 10-22, 10-34, 10-36, 10-38
164314	5-2	1-654-010055-10	3-24
164315	10-8, 10-16	1-654-010055-11	1-2, 6-8
164317	10-16	1-654-010055-13	1-2, 6-8
164318	10-8, 10-16	1-654-010055-14	1-4, 10-8, 10-16
164319	10-8, 10-16	1-654-010055-17	4-2, 5-4
164320	10-8, 10-16	1-654-010059-05	1-2, 1-4, 3-2, 3-6, 3-11, 3-15
164321	10-8	1-654-010059-06	5-4
164322	10-8	1-654-010059-07	4-2
164323	10-8, 10-16	1-654-010059-11	1-2, 3-11, 3-15
164331	10-4, 10-6	1-654-010059-13	1-4, 3-2, 3-6, 3-10, 3-14
164335	10-4, 10-6	1-654-010059-14	10-14
164336	10-4, 10-6	1-654-010059-16	10-14
164349	3-20	1-654-010059-24	3-3
164350	3-10	1-654-010061-05	1-4, 10-42
164351	3-10	1-654-010061-09	1-4, 3-2, 3-7, 3-10, 3-14, 10-42
164352	3-2, 3-6, 3-10, 3-14, 3-20, 3-24	1-654-010061-15	10-14, 10-20, 10-22, 10-34, 10-36, 10-38
164355	3-2	1-654-010061-16	4-2
1-647-010004217	4-4	1-654-010061-19	2-2
1-647-010004221	7-5, 7-6, 10-14, 10-34	1-654-010061-22	2-2
1-647-010004240	3-2, 3-6, 4-6, 10-42	1-654-010061-23	10-20, 10-22
1-647-010004255	3-11, 3-15	1-654-010065-08	1-4, 3-2, 3-6, 3-10, 3-14
1-647-010004257	1-8, 3-17	1-654-010065-13	1-4
164861	10-22, 10-38	1-654-010065-15	3-2, 3-6, 10-38
165236	1-4	1-654-010070-02	10-8, 10-16
1-654-010047-04	4-4	1-654-010070-03	10-30
1-654-010047-06	1-2, 2-2, 4-2, 8-3	1-654-010070-04	10-26
1-654-010047-07	8-3	1-654-010070-11	10-8, 10-16
1-654-010047-08	8-3	1-654-010070-13	10-8, 10-16
1-654-010049-05	10-42	1-654-010070-14	10-8, 10-16
1-654-010051-06	1-5	1-654-010080-2	3-26
1-654-010051-09	4-2	1-654-010125-18	10-14, 10-34, 10-36, 10-38
1-654-010051-11	10-20, 10-22, 10-34, 10-36, 10-38, 10-42		

1-654-010125-22	2-2	170870	10-16
166148	10-32	171010	1-4
166156	3-2, 3-6, 3-10, 3-14	171011	1-4
166158	4-4	171070	1-4, 3-2, 3-6, 3-10, 3-14
166160	5-2	172509	1-2, 6-8, 10-20, 10-22, 10-26, 10-30, 10-34, 10-36, 10-38
166171	6-2, 6-6, 6-10	172662	5-2
166175	10-20, 10-22	172664	1-2, 6-6, 6-10
166176	10-20, 10-22	172666	5-2
166177	10-20, 10-22, 10-34, 10-36, 10-38	172667	5-2
166185	3-2	172670	5-2
166186	3-2	172671	5-2
166199	5-4	172672	5-2
166200	5-4	172673	10-14, 10-20, 10-22, 10-34, 10-36, 10-38
166201	5-4	172674	10-34, 10-39
166237	10-22	172677	10-14, 10-34, 10-38
166242	10-20, 10-22, 10-34, 10-36, 10-38	172678	10-34, 10-39
166250	4-2	172714	5-2
166252	1-2, 6-4, 6-10	172802	2-2
166336	10-16	172830	10-4, 10-6
166340	10-26, 10-30	173850	3-24
166341	10-26, 10-30	174392	4-2
166342	10-26, 10-30	174396	4-2
166343	10-26, 10-30	174435	8-3
167575	4-6, 7-11	174436	8-3
167618	6-6, 6-10	174437	8-3
168739	10-14, 10-34, 10-36, 10-38	174438	8-3
168753	10-14	174439	8-3
168762	10-14	174447	4-6
168764	10-34, 10-36, 10-38	174448	9-4
168768	10-42	174526	10-26, 10-30
168773	10-42	174532	10-26, 10-30
168787	3-2, 3-6	176601	8-3
168859	1-10	176602	8-3
168897	10-20, 10-22	176604	8-3
169549	7-11	176625	10-14
169550	7-11	176766	2-2
169552	7-11	177032	2-2, 2-3
170258	2-2		

181618	5-4	186200	10-20, 10-22, 10-34, 10-36, 10-38
181626	5-2	186204	10-20, 10-22, 10-34, 10-36, 10-38
181801	6-2, 6-4	186205	10-20, 10-22, 10-34, 10-36, 10-38
1-822-010001	1-5, 3-3, 3-7, 3-10, 3-14, 10-42	186210	10-20, 10-22, 10-34, 10-36, 10-38
183924	5-4	187163	3-24
183952	10-42	187166	3-24
185697	10-20, 10-22, 10-34, 10-36, 10-38	187439	6-2, 6-4
185757	10-26, 10-30	187517	10-20, 10-22, 10-34, 10-36, 10-38
185928	5-2, 5-4	187533	10-18
1-861-010005	1-10	187534	10-18
1-861-010032-13	5-2, 5-4	187535	10-18
1-861-010032-14	10-14	187536	10-18
1-861-010032-15	4-2, 10-8, 10-16	189451	2-2, 2-3
1-861-010032-19	5-2, 10-14	189453	2-3
1-861-010032-24	2-2, 10-4, 10-6, 10-14, 10-34, 10-38	189454	2-3
1-861-010034-09	4-4	189455	2-3
1-861-010034-12	5-2, 5-4	189467	2-3
1-861-010034-17	10-26, 10-30, 10-42	189468	2-3
1-861-010034-21	3-24, 10-34, 10-39	191456	10-42
186162	10-18, 10-22	191459	10-14, 10-34, 10-36, 10-38
186163	10-18, 10-22	191488	4-2
186177	10-32	191490	4-2
186178	10-32	193089	1-10
186179	10-32	193754	1-4, 3-3, 3-7, 3-10, 3-14
186180	10-32	194116	6-2
186181	10-32	194616	5-2
186182	10-32	194696	10-42
186183	10-32	198296	6-2
186186	10-24, 10-28, 10-32	198322	1-7, 3-16
186187	10-18, 10-32	198323	3-24
186188	10-18, 10-24, 10-28, 10-32	198346	1-4, 1-7
186189	10-18, 10-24, 10-28, 10-32	198347	1-7
186190	10-18, 10-24, 10-28, 10-32	199359	10-14, 10-34, 10-36, 10-38
186191	10-24, 10-28, 10-32	199362	3-2, 3-6, 3-10, 3-14, 3-16
186192	10-18, 10-24, 10-28, 10-32	199363	3-16
186193	10-20, 10-22, 10-34, 10-36, 10-38	199376	10-14
186195	10-18, 10-20	199390	10-14
186196	10-22, 10-38	200218	10-26, 10-30

200221	10-26, 10-30	210267	6-4
200222	10-26, 10-30	210606	3-2, 3-6, 3-11, 3-15, 3-20, 3-22
200238	10-26, 10-30	211056	10-4, 10-6, 10-14, 10-34, 10-36, 10-38
200253	10-10, 10-24, 10-26	211075	6-8
200254	10-10, 10-24, 10-26	211367	6-8
200255	10-10, 10-24, 10-26	212046	1-7, 3-16
200256	10-10, 10-24, 10-26	2-150-010008	1-4, 3-3, 3-6, 3-10, 3-14
200259	10-26, 10-30	2-150-010174	1-4, 3-2, 3-6, 3-10, 3-14, 4-6
200296	10-30	215341	1-7, 3-16, 9-4
200297	10-30	217561	3-24
200298	10-30	218640	7-12
200299	10-30	218648	7-11
200829	2-2	222329	3-11, 3-15
201786	6-10	223435	1-10
202702-10-8S	6-2, 6-4	223437	1-10
202702-8-8S	6-2, 6-4, 6-6, 6-8, 6-10	223438	1-10
203003-8-8S	6-6, 6-8, 6-10	223439	1-10
203005-8-8S	6-6, 6-10	223440	1-4, 1-10
203102-8-8S	6-2, 6-6, 6-8, 6-10	224589	9-4
203184	10-28, 10-30	224590	4-2
203185	10-12, 10-28, 10-30	224697	1-4, 3-2, 3-6, 3-10, 3-14
203186	10-12, 10-28, 10-30	225123	10-26
203187	10-12, 10-28, 10-30	225124	10-26
203467	4-2, 6-2, 6-4	225125	10-26
203597	6-4	225126	10-26
204384	3-2, 3-6, 3-10, 3-14, 3-22	227602	3-24
2062-10-8S	6-2, 6-4	227603	3-24
2062-8-8S	6-2, 6-4, 6-6, 6-8, 6-10	227607	3-24
2071-8-8S	6-2, 6-6, 6-10	227608	3-24
208187	10-14, 10-34, 10-36, 10-38	227614	3-24
209797	10-14	227621	3-24
209798	10-14	227622	3-24
209799	10-14	227625	3-24
2-102-010004	5-2, 10-42	227628	10-8
2-102-010037	5-2	227631	1-4, 3-2, 3-6, 3-10, 3-14
2-102-010039	10-42	227637	1-4, 3-2, 3-6, 3-10, 3-14
2-102-010054	2-2, 3-2, 3-6, 4-2, 10-42	227640	1-4, 3-2, 3-6, 3-10, 3-14
210264	6-2, 6-4	227643	3-24

227645	1-4, 1-8	229687	10-2
227646	1-4	229695	10-24
227648	1-4	229696	10-24
227656	2-2	229697	10-24
227657	2-2	229698	10-24
227665	2-2, 10-42	229706	10-10
227666	10-14, 10-34, 10-36, 10-38	229707	10-10
227670	10-10, 10-12, 10-14	229708	10-10
227671	10-14	229709	10-10
227675	1-8, 3-17	229710	10-10, 10-16
227679	1-8, 3-17	229711	10-10, 10-12, 10-16
227680	1-8	229712	10-10, 10-12, 10-16
227686	2-2	229713	10-10, 10-12, 10-16
227687	2-2	229716	10-10, 10-16
227689	1-4	229717	10-38
228187	1-7, 3-16	229718	10-24, 10-28, 10-34
228190	1-7, 3-16	229719	10-24, 10-28, 10-36
228193	1-7, 3-16	229720	10-24, 10-28, 10-38
228255	1-4	229721	10-24, 10-28, 10-38
228256	1-4	229722	10-2, 10-6
228257	1-4	229723	10-6
228999	3-22, 3-24	229738	10-28
229041	3-6	229739	10-28
229049	6-2, 6-4	229740	10-28
229061	10-2, 10-4	229741	10-28
229062	10-4, 10-6	229794	3-11, 3-15
229063	10-4, 10-6	23085	1-8, 3-17
229068	10-4, 10-6	231454	3-3
229072	10-2, 10-8	231458	3-3
229073	10-2, 10-8	231459	4-6, 6-6
229074	10-2, 10-8	231460	6-6
229075	10-2, 10-8	231463	4-2
229076	10-2, 10-8	231469	1-2, 6-2, 6-6, 6-8
229077	10-2, 10-8	231482	2-2
229565	1-5, 7-5, 7-6	231483	10-42
229684	10-2	231484	10-42
229685	10-2	231488	9-4, 10-42
229686	10-2	231792	7-5, 7-6

232185	9-4	2-557-010009 ...	10-20, 10-22, 10-34, 10-36, 10-38
232400	10-12	2-573-010037	9-4
232429	10-12	2-573-010198	9-4
232432	3-2, 3-6, 3-10, 3-14, 3-17	2-654-010097	3-26
232433	3-17	29SFFL 5811 ..	5-2, 5-4, 10-14, 10-20, 10-22, 10-34, 10-36, 10-38
232434	3-2, 3-6, 3-10, 3-14	2P377	2-2
232436	3-2, 3-6, 3-10, 3-14	3-846-010155	6-8
232437	3-2, 3-6, 3-10, 3-14	3J608	1-5, 3-2, 3-6, 3-10, 3-14
232488	4-2	4001060	1-10
234416	7-5, 7-6	415	3-2, 3-6, 3-10, 3-14, 3-22
234417	7-5, 7-6	4K552	10-14
234418	7-5, 7-6	5000	1-10, 3-20
235339	1-5, 3-3, 3-7	500171	2-4
236696	6-2	528933	8-3, 9-4
2-368-010287	2-2, 8-3	528934	8-3, 9-4, 10-42
240687	3-24	528938	8-3, 9-4
247227	9-4	6-102-010009	5-2
247290	3-24	7/16-14X1-3/4PB	5-2, 5-4
2-474-010022	6-6, 6-8, 6-10	70239854	1-2
247545	3-10, 3-14, 6-2, 6-4, 7-2, 7-3	70260977	4-2, 9-4
247545M	7-2, 7-5	71508985	6-6, 6-10
247546	3-2, 3-6, 6-2, 6-4, 7-2, 7-7	71508988	6-6, 6-10
247547	1-4, 6-2, 6-4, 7-2, 7-9	71509000	6-10
252831	3-24	8-102-010012 ..	10-14, 10-26, 10-30, 10-34, 10-36, 10-38
252879	3-24	8-102-010017	10-32
252919	7-3	8-102-010019	8-3
252920	7-3	8-102-010043	8-3, 10-4, 10-6, 10-14
252921	7-3	8-557-010149	4-2
252922	7-3	8-573-010084	9-4
252923	7-3	8-689-010006	5-2, 5-4
252924	7-7	8-689-010007	5-2, 5-4
252925	7-7, 7-9	8-689-010008	5-2, 5-4
252926	7-7	8-689-010009	5-2, 5-4
252927	7-7, 7-9	8-720-010011	10-14
252928	7-7	8C520	10-20, 10-22, 10-34, 10-36, 10-38
252929	7-9		
252930	7-9		
252931	7-9		

T

TR575 1-5

W

W908409-4 3-2, 3-6

W932022-4 1-5

Instructions for Ordering Parts

**** Repair parts must be ordered through an Authorized Dealer ****

DEALER INSTRUCTIONS FOR ORDERING PARTS FROM LANDOLL PARTS DISTRIBUTION CENTER

Phone #: 800-423-4320 or 785-562-5381

Fax #: 888-527-3909

Order online: dealer.landoll.com

SERIAL NUMBER PLATE

The Serial Number Plate, which lists the model number and serial number, is located on the front of the frame.

SERIAL NUMBER NOMENCLATURE

The following information will help decode the 9650FH FC serial number

96H2220000 = xxmysssss

QR CODE DECAL

The 5000 series QR code decal, may be scanned to link you to the most current manuals, located on the front of the frame [See Figure 13-1](#)

xx	= model series (i.e. 96 for Field Cultivator)
m	= month of manufacture (ex. "H" means October. The letter I is not used.)
yy	= year manufactured (ex. "22" means 2022)
SSSSS	= Sequential number used to track warranty and service information.

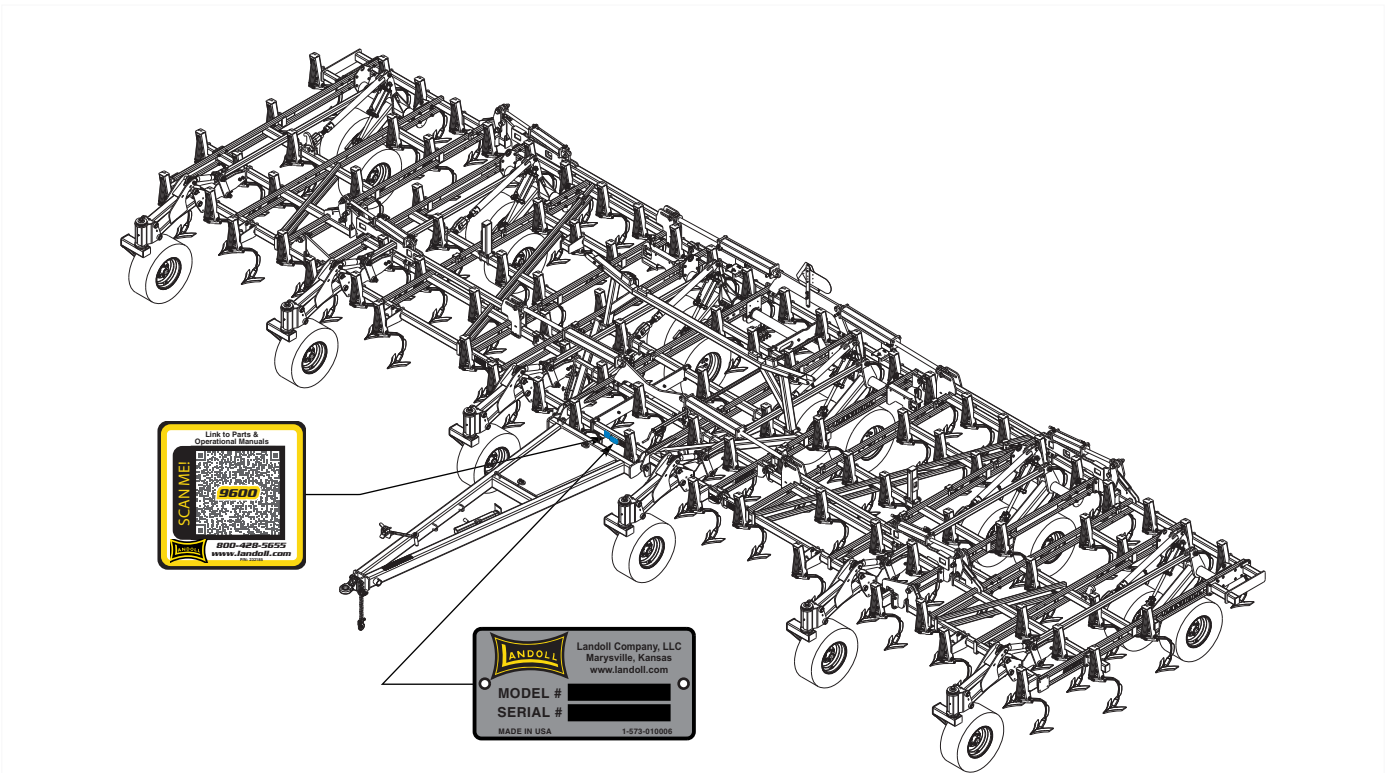


Figure 13-1: Serial Number Plate and QR Code Decal Location

Manuals for 9650FH Field Cultivator

Manual Number	Manual Type
F-1090	Operator's Manual
F-1091	Parts Manual

Document Control Revision Log:

Date	Form #	Improvement(s): Description and Comments
06/09/2020	F-1091	New Manual
11/20/2020	F-1091-1120	Initial Release
01/24/2022	F-1091-0122	Hydraulic updates, added QR code to frame
07/08/2022	F-1091-0622	Updated wing lift, wing radius rod, gauge wheel, Added narrow s-tine bracket, models 42' and 50' 3RCT & flat reel attachment
04/28/2022	F-1091-2604	Update gauge wheel and added crushing decal



intertek

Equipment from Landoll Company, LLC is built to exacting standards ensured by ISO 9001 registration at all Landoll manufacturing facilities.

**Model 9650FH
Field Cultivator
Parts Manual
Re-Order Part Number F-1091**

LANDOLL COMPANY, LLC

1900 North Street

Marysville, Kansas 66508

(785) 562-5381

800-428-5655 ~ WWW.LANDOLL.COM



Copyright 2026. Landoll Company, LLC

“All rights reserved, including the right to reproduce this material or portions thereof in any form.”

