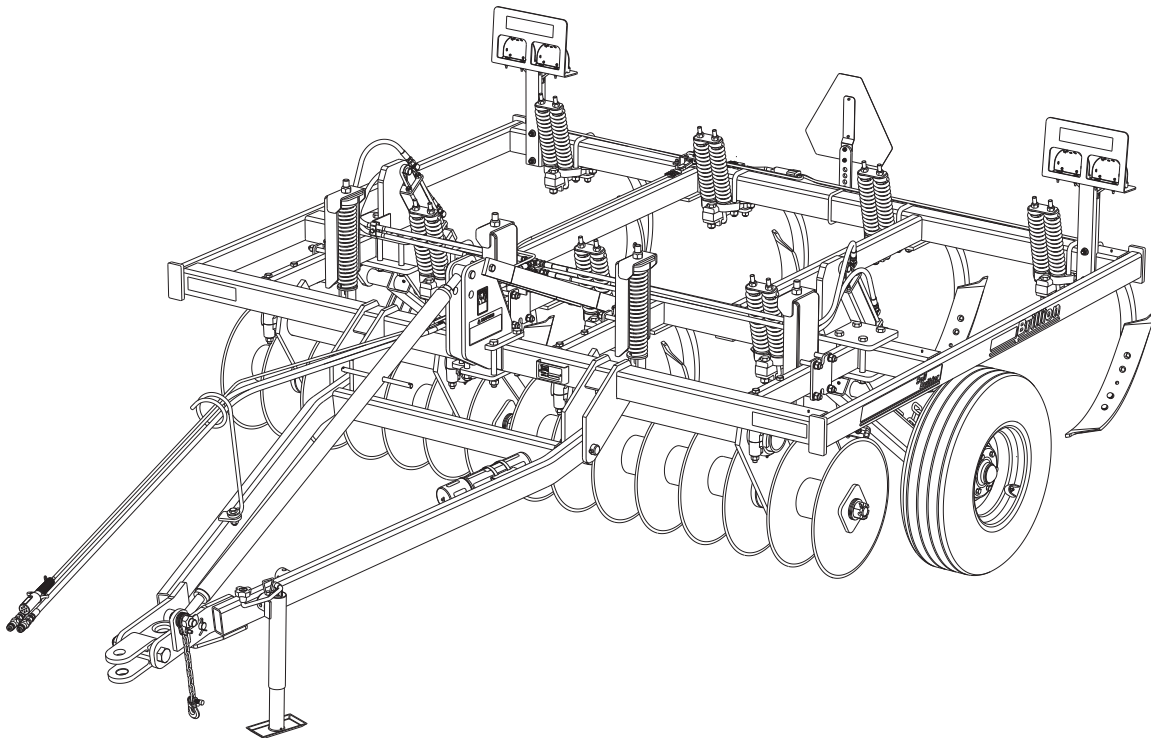




**Soil Builder
Coulter Chisel
Models: CD53-1, CD73-1, HCD73-1
Parts Manual**



LANDOLL COMPANY, LLC

1900 North Street

Marysville, Kansas 66508

(785) 562-5381

800-428-5655 ~ WWW.LANDOLL.COM

Manuals for Soil Builder (CD53-1, CD73-1, HCD73-1)

Manual Number	Manual Type
2J757	Operator's Manual
3J161	Parts Manual

Table of Contents

1 Illustrated Parts List

Instructions for Ordering Parts	1-1
Frame and Wheel Arms - 5 Shank	1-2
Frame and Wheel Arms - 7 Shank	1-4
Axle Arm Assembly - LH	1-6
Axle Arm Assembly - RH	1-7
Hub and Spindle Assembly	1-8
Tire and Wheel Assembly	1-9
Drawbar Assembly	1-10
Brace Rod Assembly	1-12
Shank and Spring Clamp Assembly	1-13
Spring Clamp Assembly	1-14
Shank and Rigid Clamp	1-16
Points	1-17
Coulter, Manual - 5 Shank	1-18
Coulter, Manual - 7 Shank	1-20
Coulter, Hydraulic - 7 Shank	1-22
Spring Rod Assembly	1-24
Spring Rod Assembly, Hydraulic	1-25
Coulter Assembly - 11 Gang	1-26
Coulter Assembly - 8 Gang	1-27
Coulter Assembly - 7 Gang	1-28
Coulter and Spool Assembly - 11	1-29
Coulter and Spool Assembly - 8	1-30
Coulter and Spool Assembly - 7	1-31
Hydraulic, Schematic - 5 Shank	1-32
Hydraulic, Layout - 5 Shank	1-33
Hydraulic, Schematic - 7 Shank	1-34
Hydraulic, Layout - 7 Shank	1-35
Hydraulic, Coulter Schematic/Layout - 7 Shank	1-36
LED Warning Lights - 5 Shank (AFTER 08/01/2013)	1-38
LED Warning Lights - 7 Shank (AFTER 08/01/2013)	1-40
Warning Lamp Assembly (BEFORE 08/01/2013)	1-42

2J674L Hydraulic Cylinder, 3 x 8 - Lion - 671654 1-43
2J674P Hydraulic Cylinder, 3 x 8 - Prince 1-44
2J674M Hydraulic Cylinder, 3 x 8 - Midway 1-45
5J280P Hydraulic Cylinder, 3 x 8 - Prince (BD-0566) 1-46
5J280P Hydraulic Cylinder, 3 x 8 - Prince (A300080ABAAA07B) 1-47
5J280L Hydraulic Cylinder, 3 x 8 - Lion 1-48
Decals 1-50
Decal Locations 1-51

2 Glossary

3 Index

Illustrated Parts List

Instructions for Ordering Parts

**** Repair parts must be ordered through an authorized dealer ****

DEALER INSTRUCTIONS FOR ORDERING PARTS FROM LANDOLL PARTS DISTRIBUTION CENTER

PHONE: 800-423-4320 OR 785-562-5381

FAX: 888-527-3909

ORDER ONLINE: Dealer.landoll.com

DATA PLATE

The Data Plate, which lists the model and serial number of the equipment, is located on the left front of the Soil Builder.

SERIAL NUMBER NOMENCLATURE

The following information will help decode the Landoll serial number.

SBF2200100 = xxmyysss

xx	= model series (i.e. "SB" for all Soil Builders)
m	= month of manufacture (ex. "F" means June. The letter I is not used.)
yy	= last digits of the year manufactured (ex. "22" means 2020)
sss	= Sequential number used to track warranty and service information.




Figure 1-1: Data Plate

Frame and Wheel Arms - 5 Shank

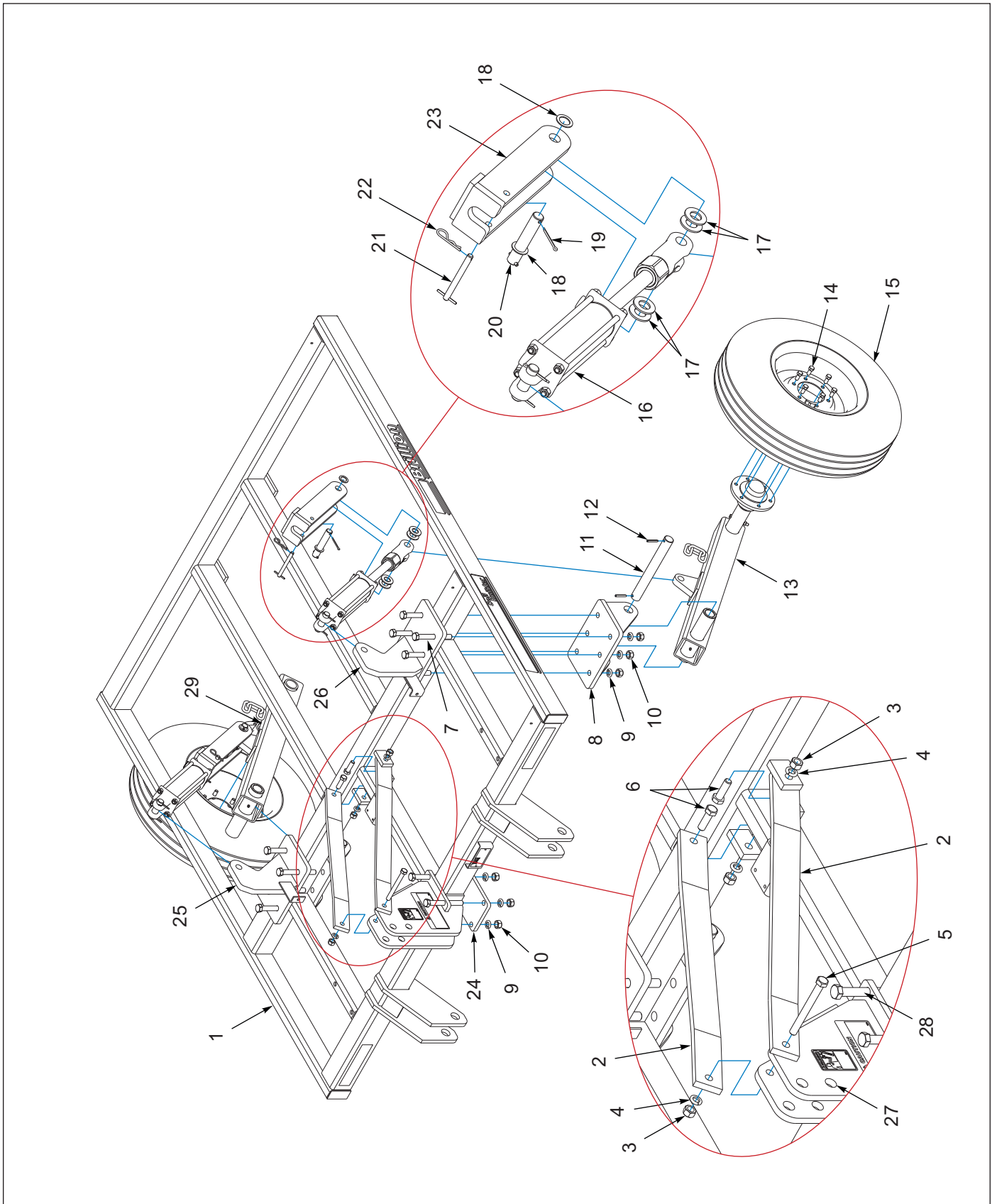


Figure 1-2: Frame and Wheel Arms - 5 Shank

Frame and Wheel Arms - 5 Shank

ITEM	PART NUMBER	DESCRIPTION	QTY
1	4J591	FRAME WELDMENT	1
2	2J831	MAST BRACE	2
3	1-512-010007-11	NUT, HEX 5/8-11 GR2, ZP	3
4	1-861-010034-15	WASHER,LKG,HLCL SPR,5/8	3
5	1-654-010059-17	HHCS, 5/8-11 X 6	1
6	1-654-010059-05	SCREW, HEX CAP, 5/8-11UNC X 2, GR5	2
7	120876	SCREW, HEXCAP, 3/4-10 X 6-1/2, GR8	12
8	2J817	GAGE WHEEL BRKT	2
9	1-861-010034-17	WASHER, LKG, HLCL SPR, 3/4	16
10	1-512-010007-12	NUT, HEX 3/4-10 GR2, ZP	16
11	2J736	PIN	2
12	147072	PIN, SPRING SLOTTED 5/16 X 2	4
13	2J734	LH AXLE ARM ASM (SEE PAGE 1-6)	1
14	5C100	WHEEL BOLT 1/2-20 X 1 GR5, ZP	12
15	6K919	WHEEL 8J790/NO TUBE/6D312 (SEE PAGE 1-9)	2
16	2J674	HYD CYLINDER - 3 X 8 (VENDOR SPECIFIC, SEE PAGES 1-43, 1-44 AND 1-45)	2
17	1-861-010032-24	WASHER FL 1IN NARROW, ZP	8
18	7C076	MACHINERY BUSHING	4
19	110-4224	PIN, COTTER 3/16 X2 IN LG	2
20	5J572	PIN ASSEMBLY	2
21	2J753	PIN ASSEMBLY	2
22	4C856	HAIR PIN COTTER	2
23	2J696	CYL. LOCKOUT WELDMENT	2
24	2J847	PLATE	1
25	2J820	RH CYLINDER LUG	1
26	2J819	LH CYLINDER LUG	1
27	2J724	MAST	1
28	100855	SCREW, HHCS, 3/4-10 X 6-1/2, GR5	4
29	2J746	RH AXLE ARM ASM (SEE PAGE 1-7)	1

Frame and Wheel Arms - 7 Shank

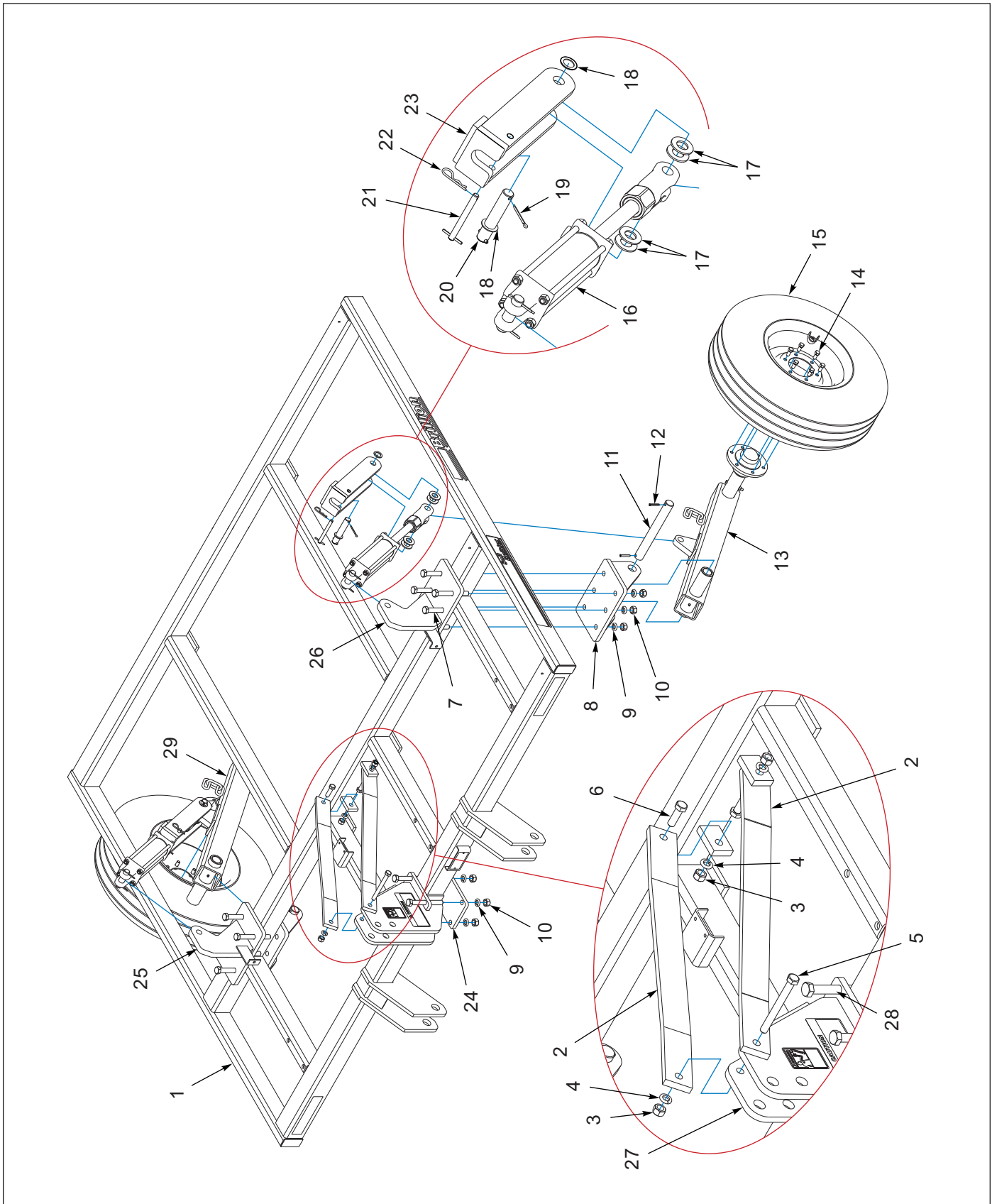


Figure 1-3: Frame and Wheel Arms - 7 Shank

Frame and Wheel Arms - 7 Shank

ITEM	PART NUMBER	DESCRIPTION	QTY
1	3J100	FRAME WELDMENT	1
2	2J831	MAST BRACE	2
3	1-512-010007-11	NUT, HEX 5/8-11 GR2, ZP	3
4	1-861-010034-15	WASHER,LKG,HLCL SPR,5/8	3
5	1-654-010059-17	HHCS, 5/8-11 X 6	1
6	1-654-010059-05	SCREW, HEX CAP, 5/8-11UNC X 2, GR5	2
7	120876	SCREW, HEXCAP, 3/4-10 X 6-1/2, GR8	12
8	2J817	GAGE WHEEL BRKT	2
9	1-861-010034-17	WASHER, LKG, HLCL SPR, 3/4	16
10	1-512-010007-12	NUT, HEX 3/4-10 GR2, ZP	16
11	2J736	PIN	2
12	147072	PIN, SPRING SLOTTED 5/16 X 2	4
13	2J734	LH AXLE ARM ASSM (SEE PAGE 1-6)	1
14	5C100	WHEEL BOLT 1/2-20 X 1 GR5, ZP	12
15	6K919	WHEEL 8J790/NO TUBE/6D312 (SEE PAGE 1-9)	2
16	2J674	HYD CYLINDER - 3 X 8 (VENDOR SPECIFIC, SEE PAGES 1-43, 1-44 AND 1-45)	2
17	1-861-010032-24	WASHER FL 1IN NARROW, ZP	8
18	7C076	MACHINERY BUSHING	4
19	110-4224	PIN,COTTER 3/16 X2 IN LG	2
20	5J572	PIN ASSEMBLY	2
21	2J753	PIN ASSEMBLY	2
22	4C856	HAIR PIN COTTER	2
23	2J696	CYL. LOCKOUT WELDMENT	2
24	2J847	PLATE	1
25	2J820	RH CYLINDER LUG	1
26	2J819	LH CYLINDER LUG	1
27	2J724	MAST	1
28	100855	SCREW, HHCS, 3/4-10 X 6-1/2, GR5	4
29	2J746	RH AXLE ARM ASM (SEE PAGE 1-7)	1

Axle Arm Assembly - LH

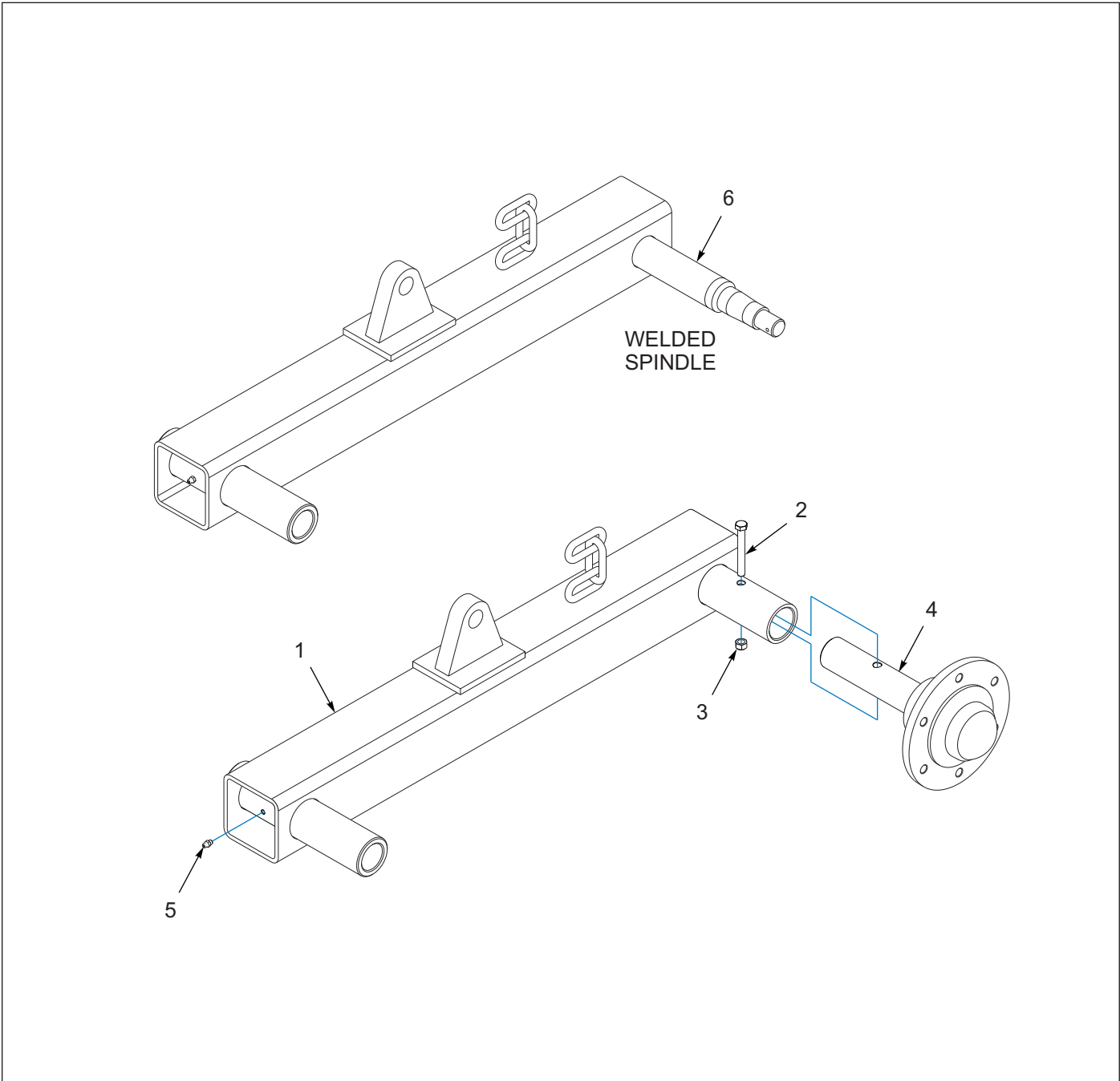


Figure 1-4: Axle Arm Assembly - LH

Axle Arm Assembly - LH

ITEM	PART NUMBER	DESCRIPTION	QTY
	2J734	L H AXLE ARM ASM	--
1	171846	WHEEL ARM WELDMENT LH	1
2	1-654-010051-13	SCREW, HX CP, 3/8-16UNC X 3, GR5	1
3	1-512-010005-05	NUT, HEX, SLFLKG GRB 3/8-16	1
4	6J766	HUB & SPINDLE ASM (SEE PAGE 1-8)	1
5	1-298-010001-1	ZERK FITTING 1/4 SAE	1
6	2J742	SPINDLE (WELDED) (SOLD SEPERATELY)	1

Axle Arm Assembly - RH

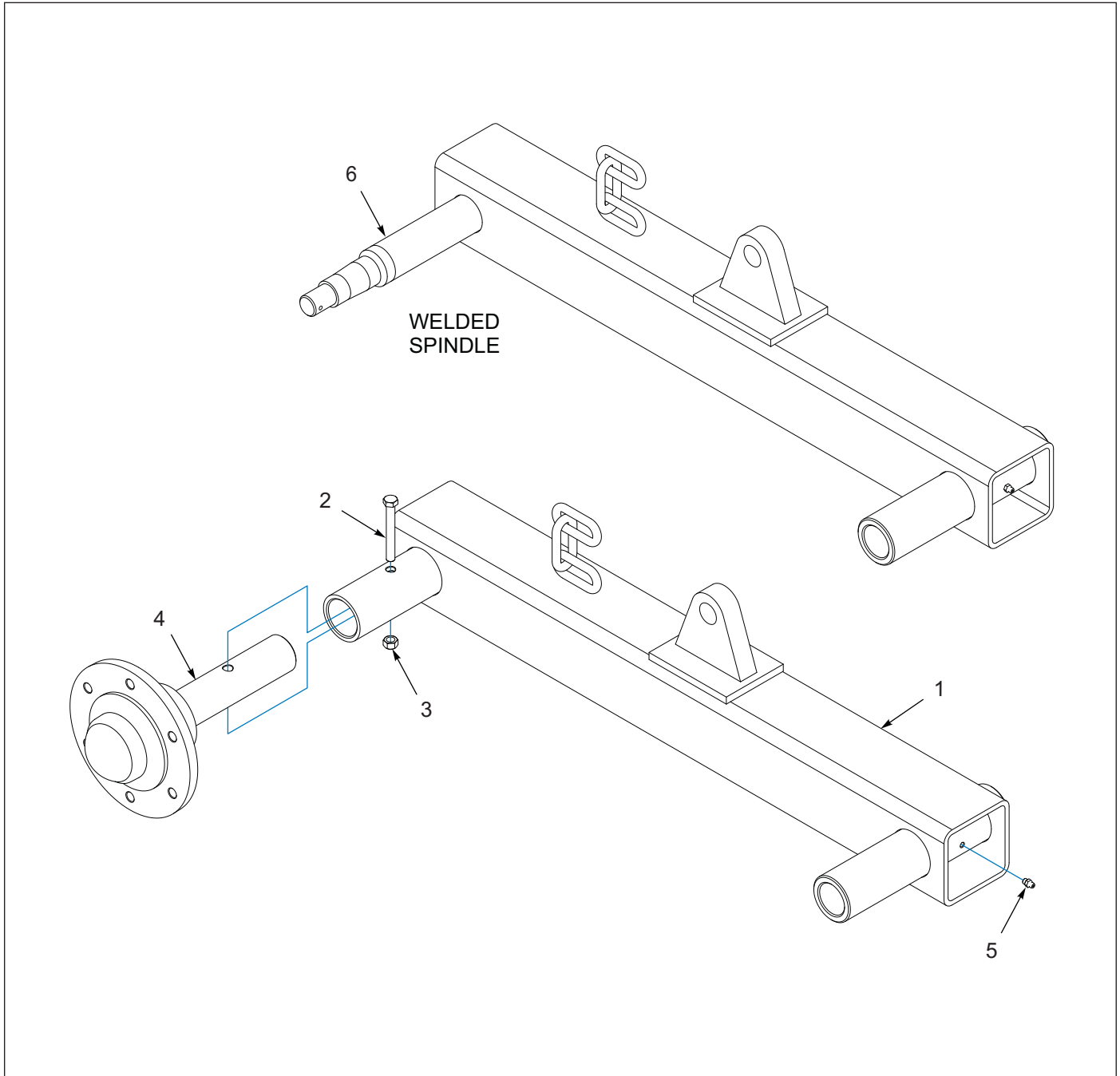


Figure 1-5: Axle Arm Assembly - RH

Axle Arm Assembly - RH

ITEM	PART NUMBER	DESCRIPTION	QTY
	2J746	RH AXLE ARM ASM	--
1	171847	WHEEL ARM WELDMENT RH	1
2	1-654-010051-13	SCREW, HX CP, 3/8-16UNC X 3, GR5	1
3	1-512-010005-05	NUT, HEX, SLFLKG GRB 3/8-16	1
4	6J766	HUB & SPINDLE ASM (SEE PAGE 1-8)	1
5	1-298-010001-1	ZERK FITTING 1/4 SAE	1
6	2J742	SPINDLE (WELDED) (SOLD SEPERATELY)	1

Hub and Spindle Assembly

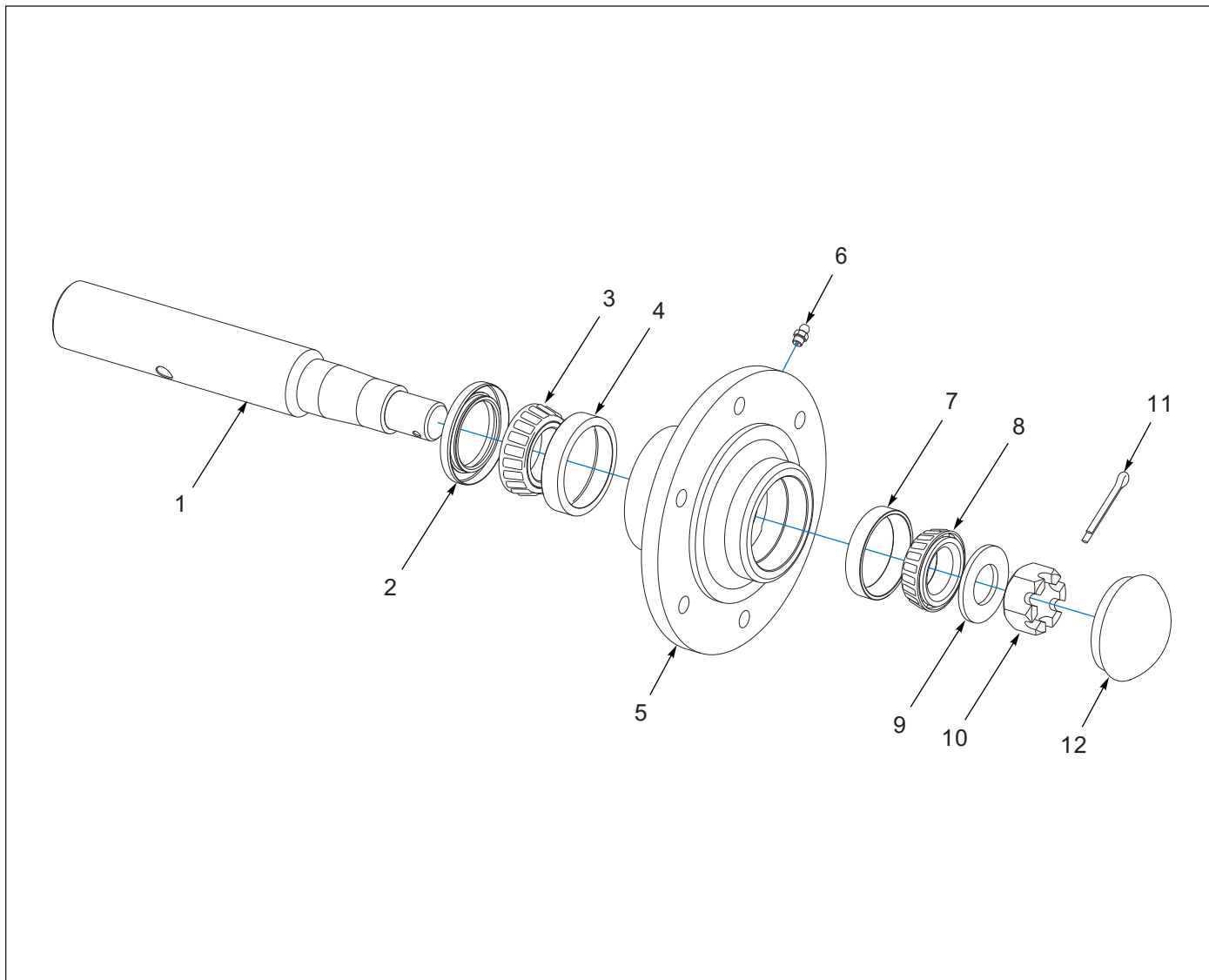


Figure 1-6: Hub and Spindle Assembly

Hub and Spindle Assembly

ITEM	PART NUMBER	DESCRIPTION	QTY
	6J766	HUB & SPINDLE ASM	--
1	6J765	SPINDLE	1
2	6D338	SEAL	1
3	712099	OUTER BEARING CONE	1
4	2107649	CUP, INNER BEARING	1
5	6D336	WHEEL HUB - 6 BOLT (INCLUDES ITEM 6)	1
6	1-298-010001-1	ZERK FITTING 1/4 SAE	1
7	1-076-010010	CUP INNER	1
8	1-076-010007	CONE INNER	1
9	1-861-010032-24	WASHER FL 1IN NARROW ZP	1
10	1-516-010001-20	NUT, HX SLOT 1-14	1
11	1-557-010362-51	PIN, COTTER 3/16 X 1-1/2	1
12	1-161-010003	HUB CAP	1

Tire and Wheel Assembly

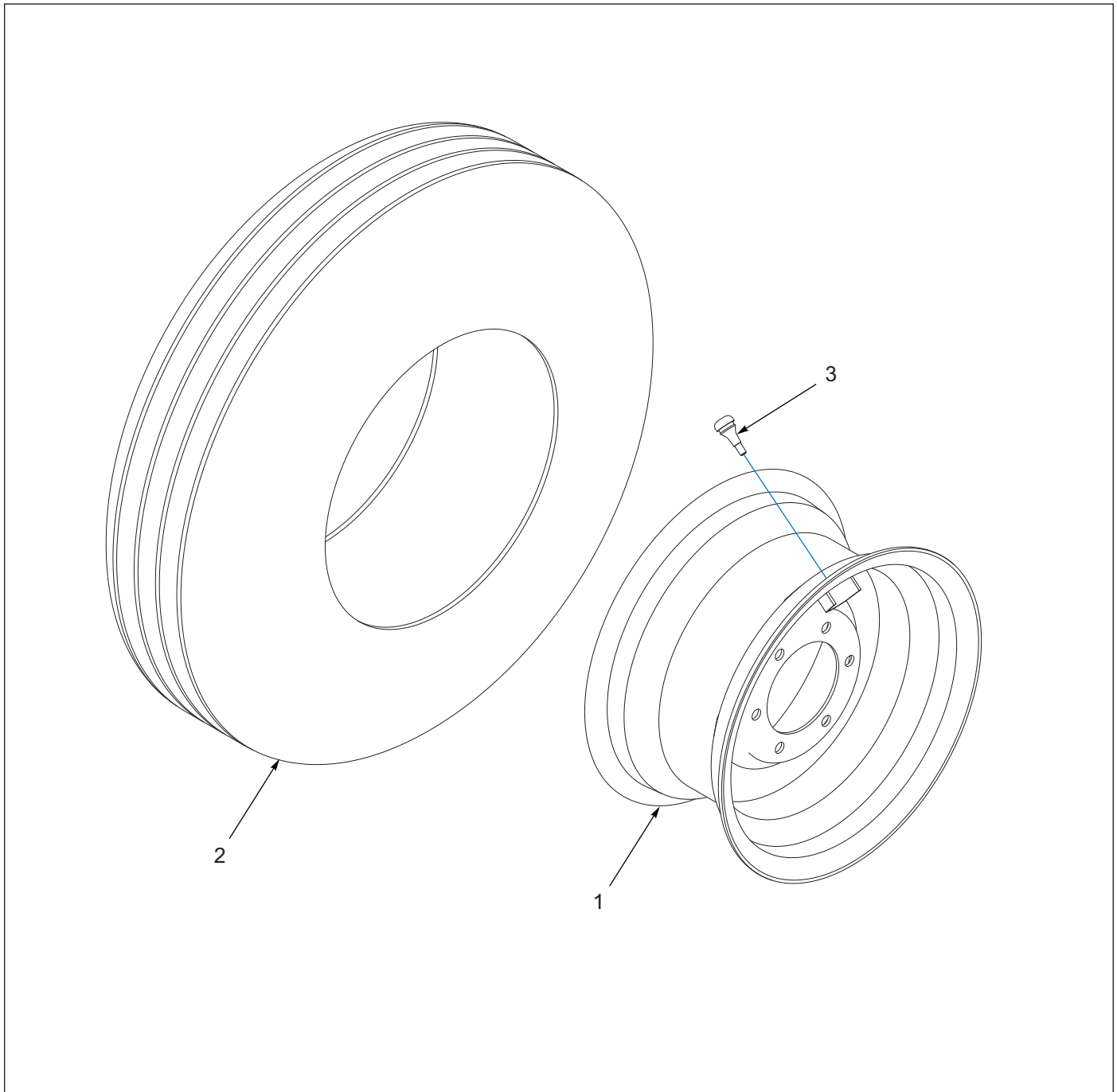


Figure 1-7: Tire and Wheel Assembly

Tire and Wheel Assembly

ITEM	PART NUMBER	DESCRIPTION	QTY
	6K919	WHEEL 8J790/NO TUBE/6D312 (SHOWN)	--
	6K921	WHEEL 8J791/NO TUBE/6D312	--
1	6D312	WHEEL - 15 X 8LB - 6 BOLT	1
2	8J790	TIRE-9.5L X 15-8 PLY (6K919)	1
2	8J791	TIRE - 11L X 15 - 8 PLY (6K921)	1
3	415	VALVE STEM	1

Drawbar Assembly

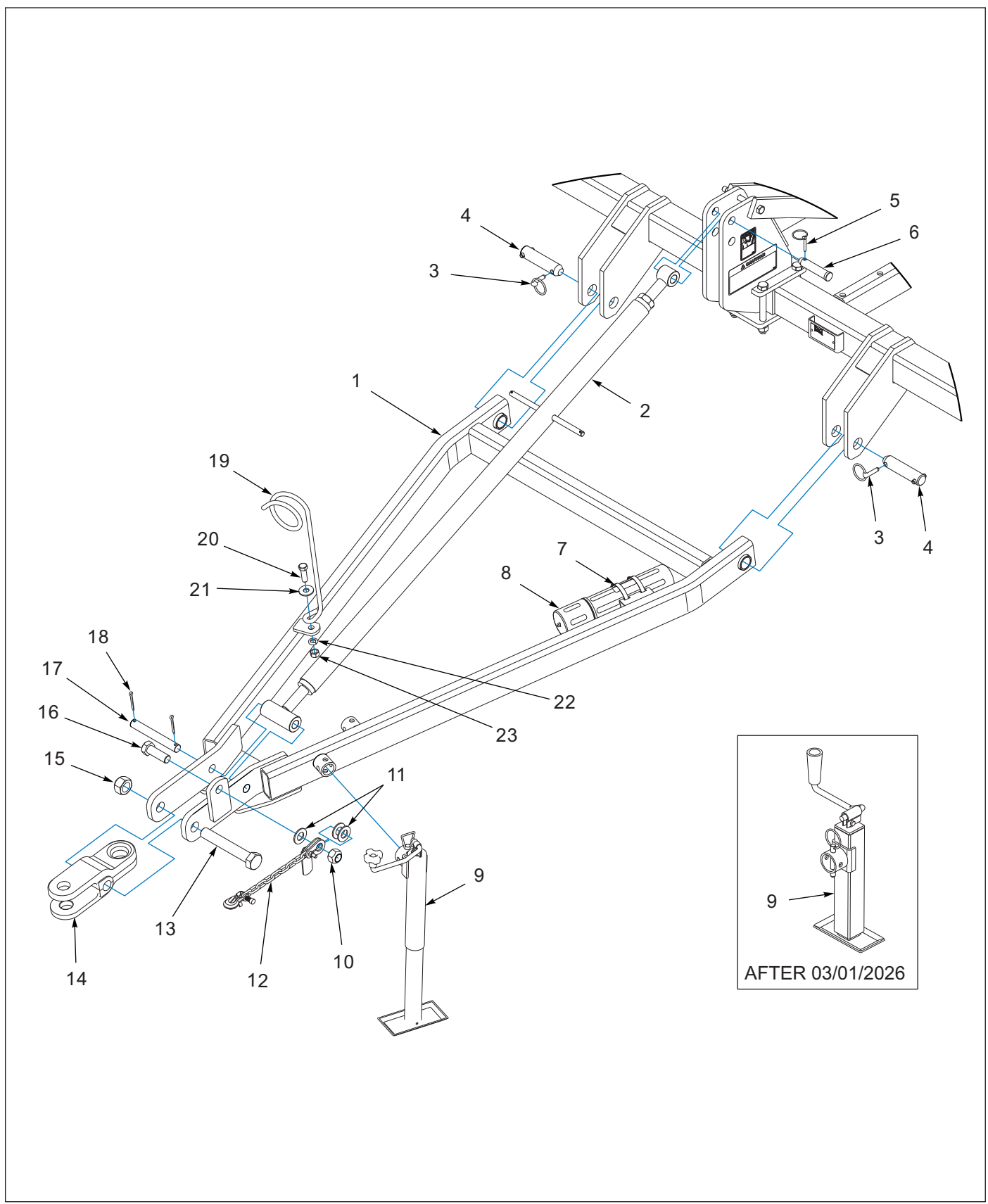


Figure 1-8: Drawbar Assembly

Drawbar Assembly

ITEM	PART NUMBER	DESCRIPTION	QTY
1	3J891	DRAWBAR WELDMENT	1
2	2J697	BRACE ROD ASM (SEE PAGE 1-12)	1
3	2J784	KILK-PIN	2
4	2J785	PIN ASSEMBLY	2
5	1-557-010327	PIN LYNCH 1/4 X 1-1/4	1
6	6D529	CLEVIS PIN, 1.0 X 4.5	1
7	105-0093	HOSE CLAMP 4-1/2 IDEAL #5264	2
8	1-116-010019	BOX, MANUAL STORAGE	1
9	258299	JACK, TOP WIND, 5K (AFTER 03/01/2026) (REPLACEMENT PIN = 3P006)	1
9	3J880	DRAWBAR JACK (BEFORE 03/01/2026) (REPLACEMENT PIN = 6K458)	1
10	1-512-010005-19	NUT, 1-8 HEX SLF-LOCKING GRB	1
11	1-861-010032-24	WASHER FL 1IN NARROW, ZP	3
12	141433	SAFETY CHAIN 11,000LB	1
13	2J777	SCREW, HEX CAP, 1-1/4-7 X 8, GR5	1
14	2J776	HITCH	1
15	101385	NUT, HEX SLFLKG, 1-1/4-7, GRB	1
16	3J608	CAPSCREW (1-8 X 3)	1
17	4D100	DRAWBAR MOUNTING PIN	1
18	1-557-010362-63	PIN, COTTER 1/4 X 2, ZP	2
19	6D333	HOSE SUPPORT	1
20	1-654-010059-05	SCREW, HEX CAP, 5/8-11UNC X 2, GR5	1
21	1-861-010032-19	WASHER, FLAT 5/8 W, ZP/CD	1
22	1-861-010034-15	WASHER, LKG, HLCL SPR, 5/8	1
23	1-512-010007-11	NUT, HEX 5/8-11	1

Brace Rod Assembly

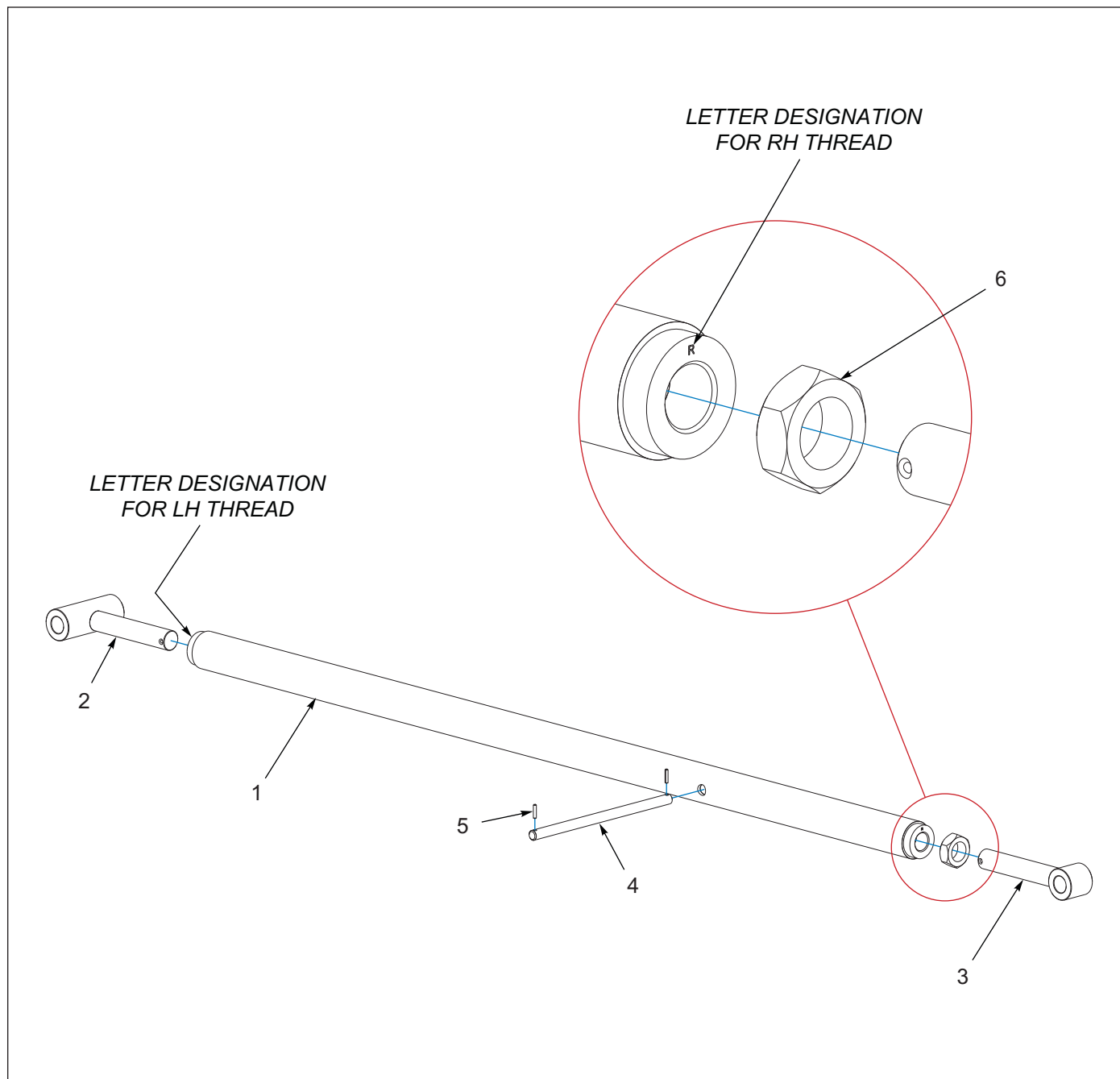


Figure 1-9: Brace Rod Assembly

Brace Rod Assembly

ITEM	PART NUMBER	DESCRIPTION	QTY
	2J697	BRACE ROD ASM	--
1	2J764	BRACE ROD	1
2	2J830	L.H. ROD SCREW	1
3	2J765	ROD SCREW	1
4	8D590	PIN, 0.625 X 12	1
5	7C940	ROLL PIN 3/16 X 7/8, ZP	2
6	100823	NUT, HEX JAM, 1-1/4-7, GR2	1

Shank and Spring Clamp Assembly

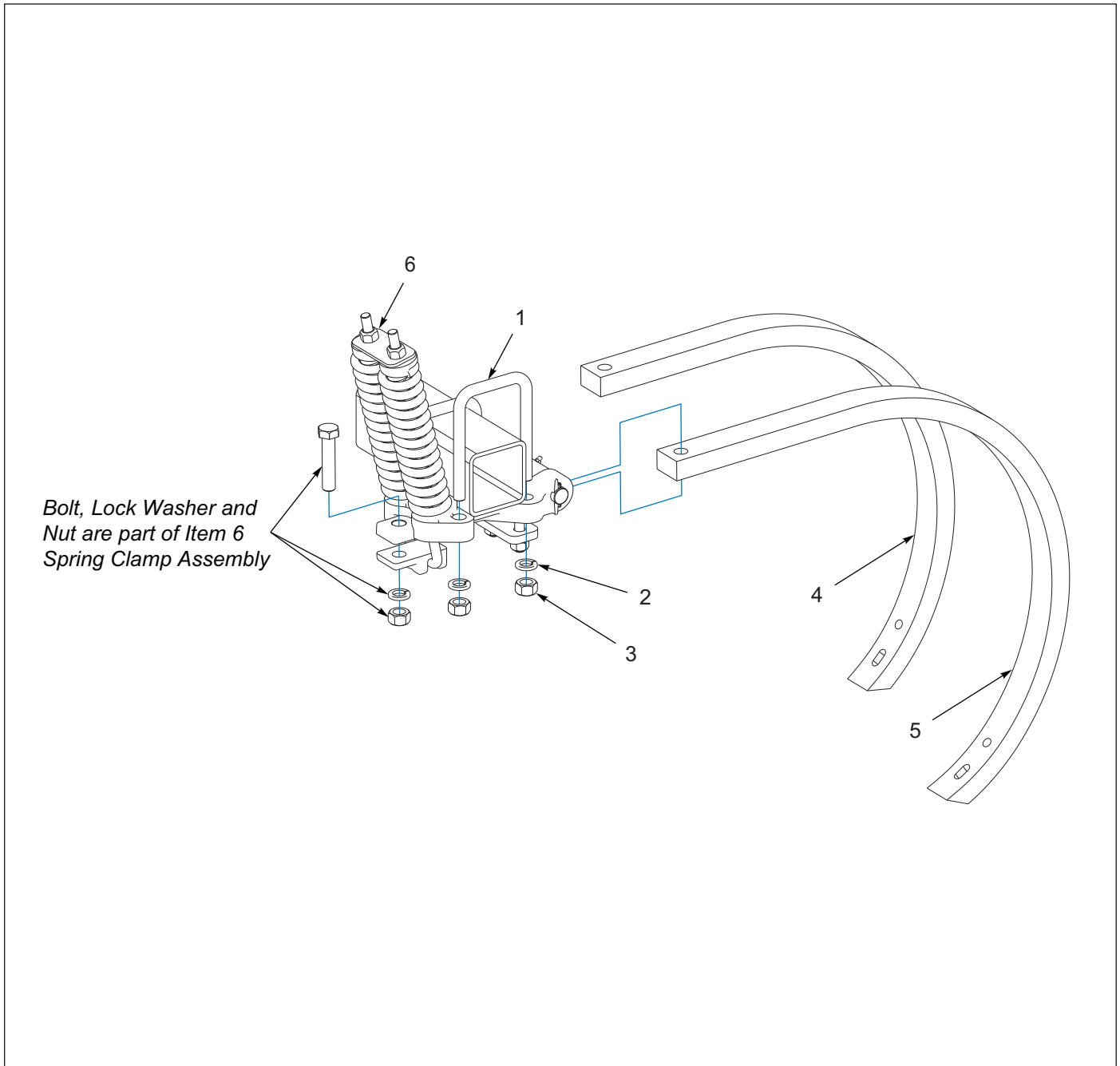


Figure 1-10: Shank and Spring Clamp Assembly

Shank and Spring Clamp Assembly

ITEM	PART NUMBER	DESCRIPTION	QTY
	1K724	SHANK & SPRING CLAMP ASSEMBLY	--
1	4J293	U-BOLT, 3/4-10 X 6-3/8 X 4-3/4	2
2	1-861-010034-17	WASHER, LKG, HLCL SPR, 3/4	4
3	1-512-010007-12	NUT, HEX 3/4-10 GR2, ZP	4
4	3J971	SHANK (38 DEGREE POINT ANGLE)	1
5	2J644	SHANK (51 DEGREE POINT ANGLE) (OPTIONAL)	1
6	4J681	SPRING CLAMP ASSM (SEE PAGE 1-14)	1

Spring Clamp Assembly

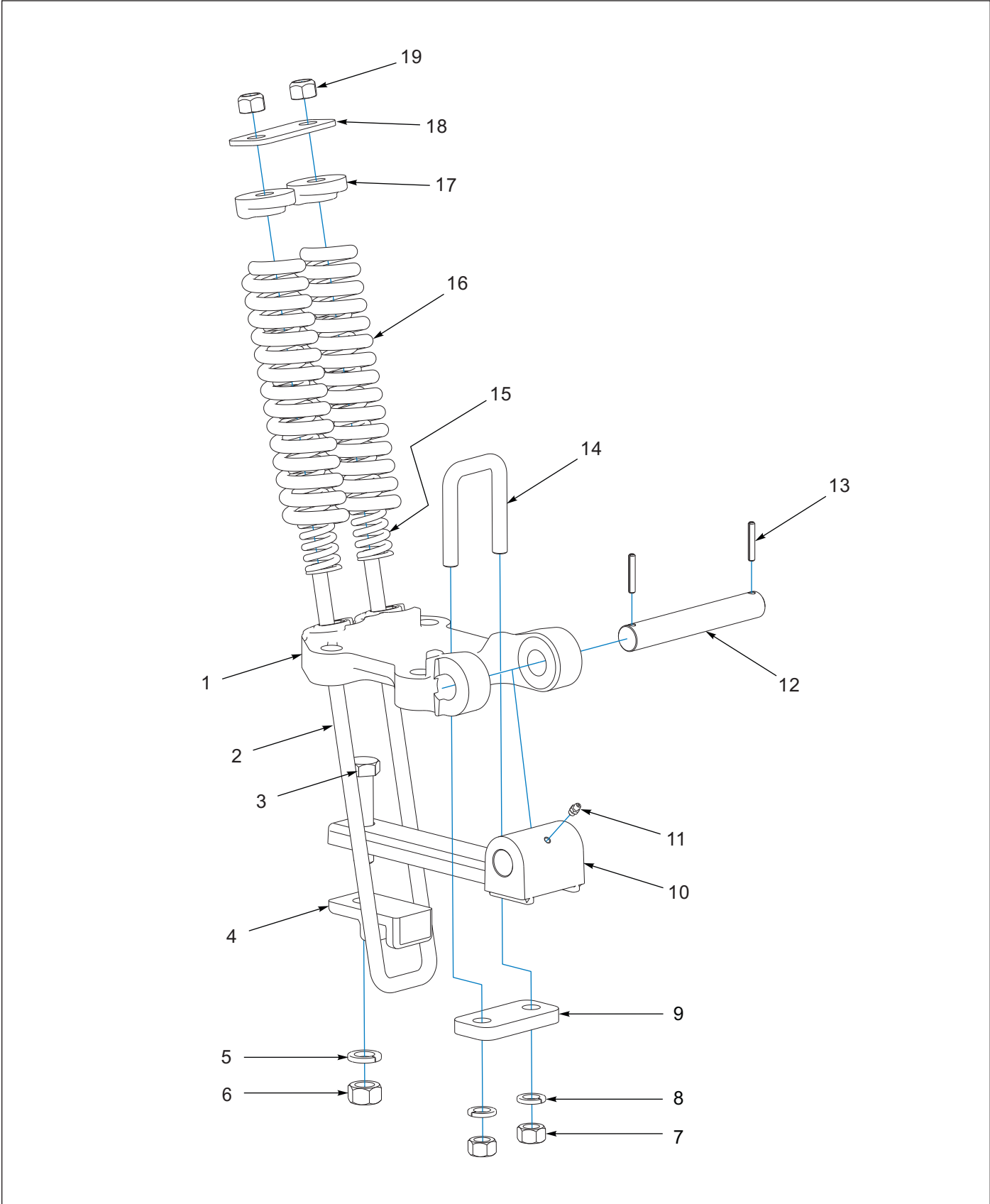


Figure 1-11: Spring Clamp Assembly

Spring Clamp Assembly

ITEM	PART NUMBER	DESCRIPTION	QTY
	4J681	SPRING CLAMP ASM	--
1	4J675	SHANK CLAMP	1
2	2J096	U-BOLT, 5/8-11 X 16 X 2-3/4	1
3	141776	SCREW, HXCP 3/4-10UNC X 3-1/2, GR5	1
4	2J091	U-BOLT CLIP	1
5	1-861-010034-17	WASHER, LKG, HLCL SPR, 3/4	1
6	1-512-010007-12	NUT, HEX 3/4-10 GR2, ZP	1
7	1-512-010007-11	NUT, HEX 5/8-11 GR2, ZP	2
8	1-861-010034-15	WASHER, LKG,HLCL SPR, 5/8	2
9	6D280	STRAP	1
10	2J092	SHANK HOLDER	1
11	1-298-010001-1	ZERK FITTING 1/4 SAE	1
12	8J130	PIN, 1.0 X 6.875 PLATED	1
13	1-647-010004217	SPRING PIN, SLOTTED 1/4 X 1-1/2	2
14	2J094	U-BOLT, 5/8-11 X 3-3/8 X 2-5/8	1
15	6D362	COMPRESSION SPRING - INNER	2
16	4K076	COMPRESSION SPRING - OUTER	2
17	6J459	CAP	2
18	6D409	STRAP	1
19	1-512-010005-13	NUT, HEX SLFLKG GRB 5/8-11	2

Shank and Rigid Clamp

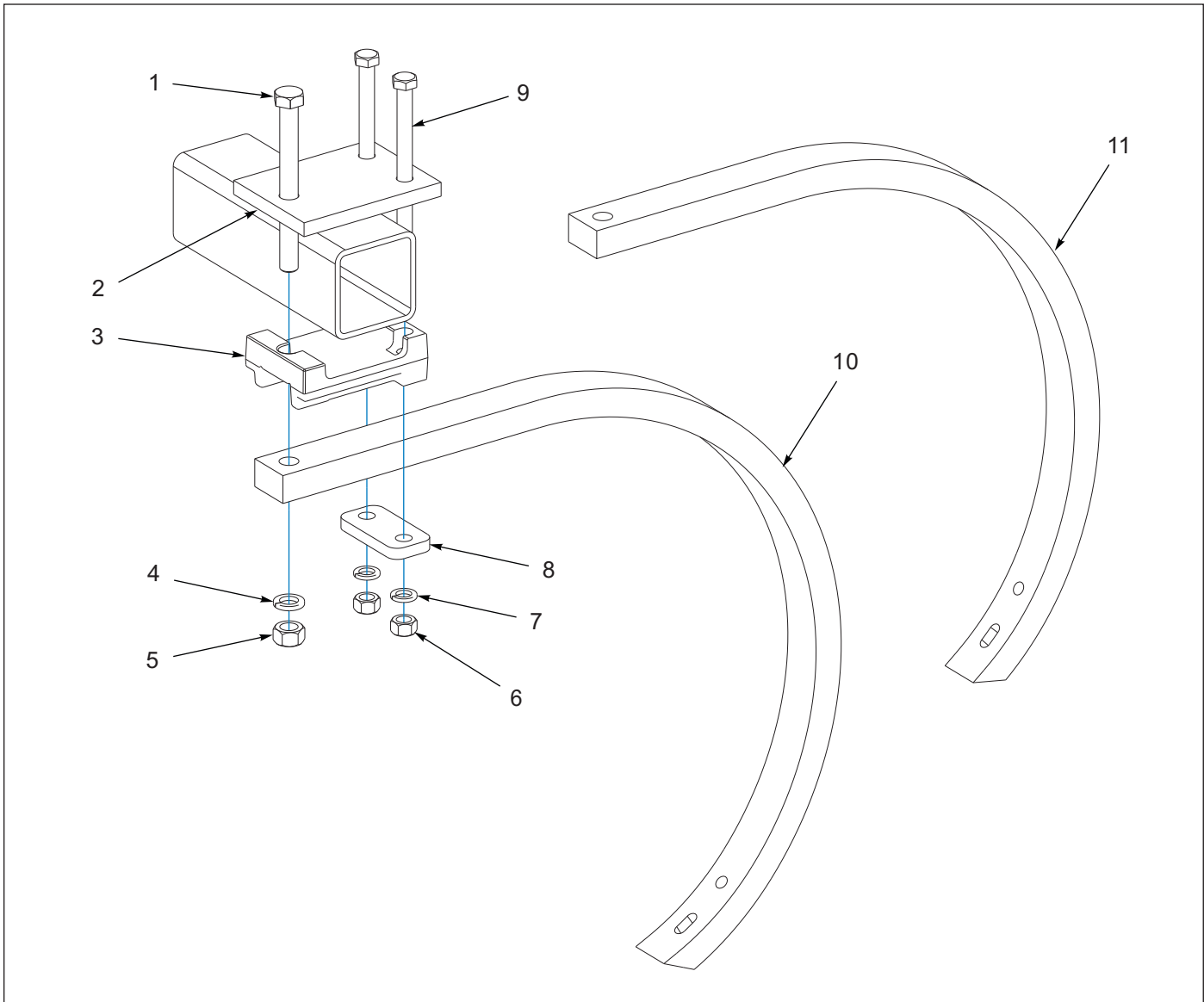


Figure 1-12: Shank and Rigid Clamp

Shank and Rigid Clamp

ITEM	PART NUMBER	DESCRIPTION	QTY
	2K116	SHANK & RIGID CLAMP (INCLUDES ITEMS 1-9)	--
1	1-654-010061-20	SCREW HX CP 3/4-10UNC X 7-1/2, G5	1
2	6D298	PLATE	1
3	6D234	SHANK SUPPORT	1
4	1-861-010034-17	WASHER, LKG, HLCL SPR, 3/4	1
5	1-512-010005-15	NUT, HEX SLFLKG GRB, 3/4-10	1
6	1-512-010005-13	NUT, HEX SLFLKG GRB, 5/8-11	2
7	1-861-010034-15	WASHER, LKG HLCL SPR, 5/8	2
8	6D280	PLATE	1
9	1-654-010059-21	HHCS, 5/8-11 X 8, GR5	2
10	3J971	SHANK (38 DEGREE POINT ANGLE)	1
11	2J644	SHANK (51 DEGREE POINT ANGLE) (OPTIONAL)	1

Points

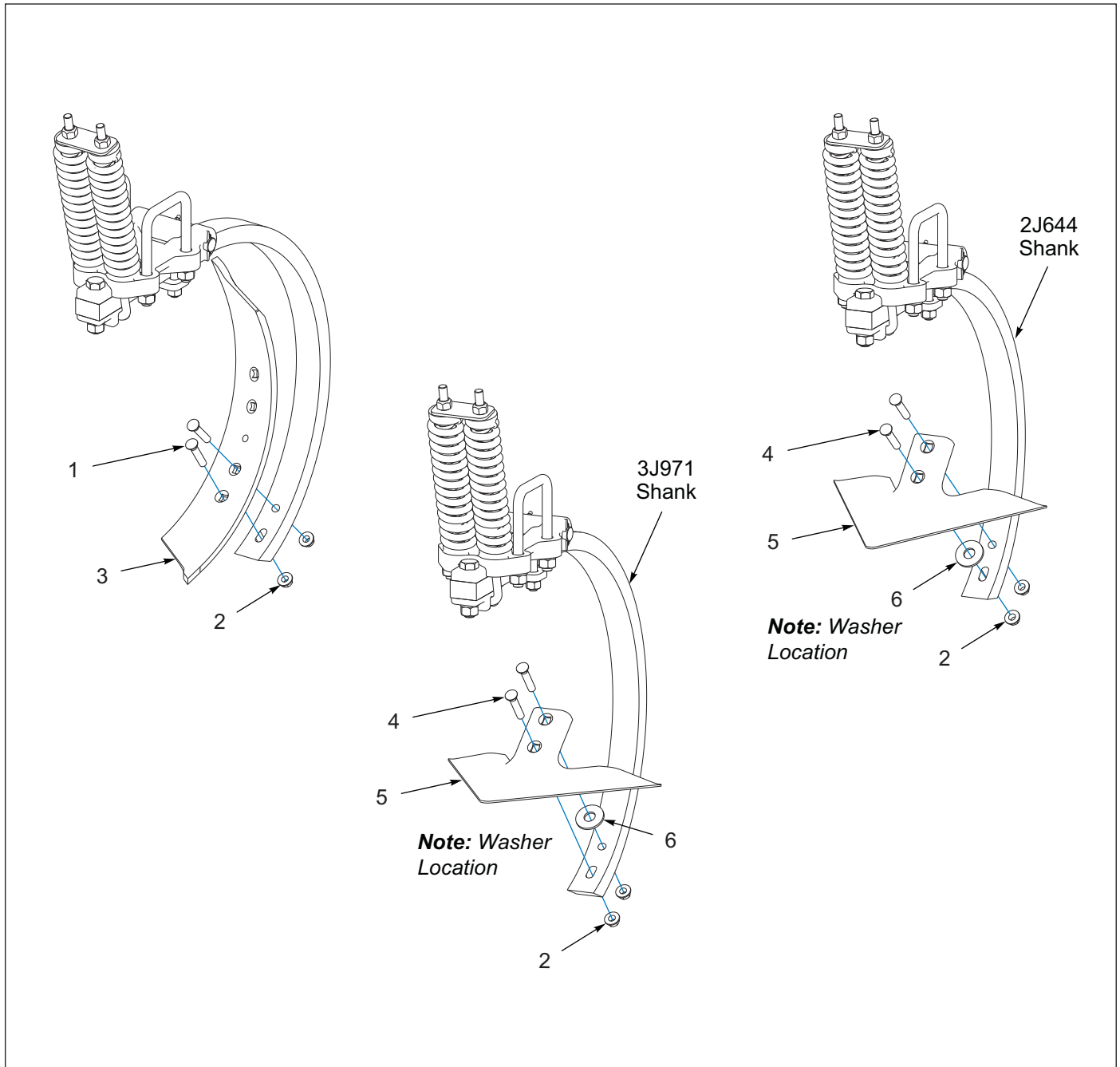


Figure 1-13: Points

Points

ITEM	PART NUMBER	DESCRIPTION	QTY
1	1/2-13X3PLOW	PLOW BOLT, GR5	2
2	4K552	SELF-LOCKING FLANGE NUT, 1/2-13	2
3	66827	TW SHVL LH 1/2 X 4W X 26	1
3	66826	TW SHVL RH 1/2 X 4W X 26 (SHOWN)	1
4	1/2-13X2-1/2PLW	PLOW BOLT ZP GR5 #3HD	2
5	2K741	16" SWEEP	1
6	1-861-010032-21	WASHER, FLAT 3/4 W, ZP/CD	1

Coulter, Manual - 5 Shank

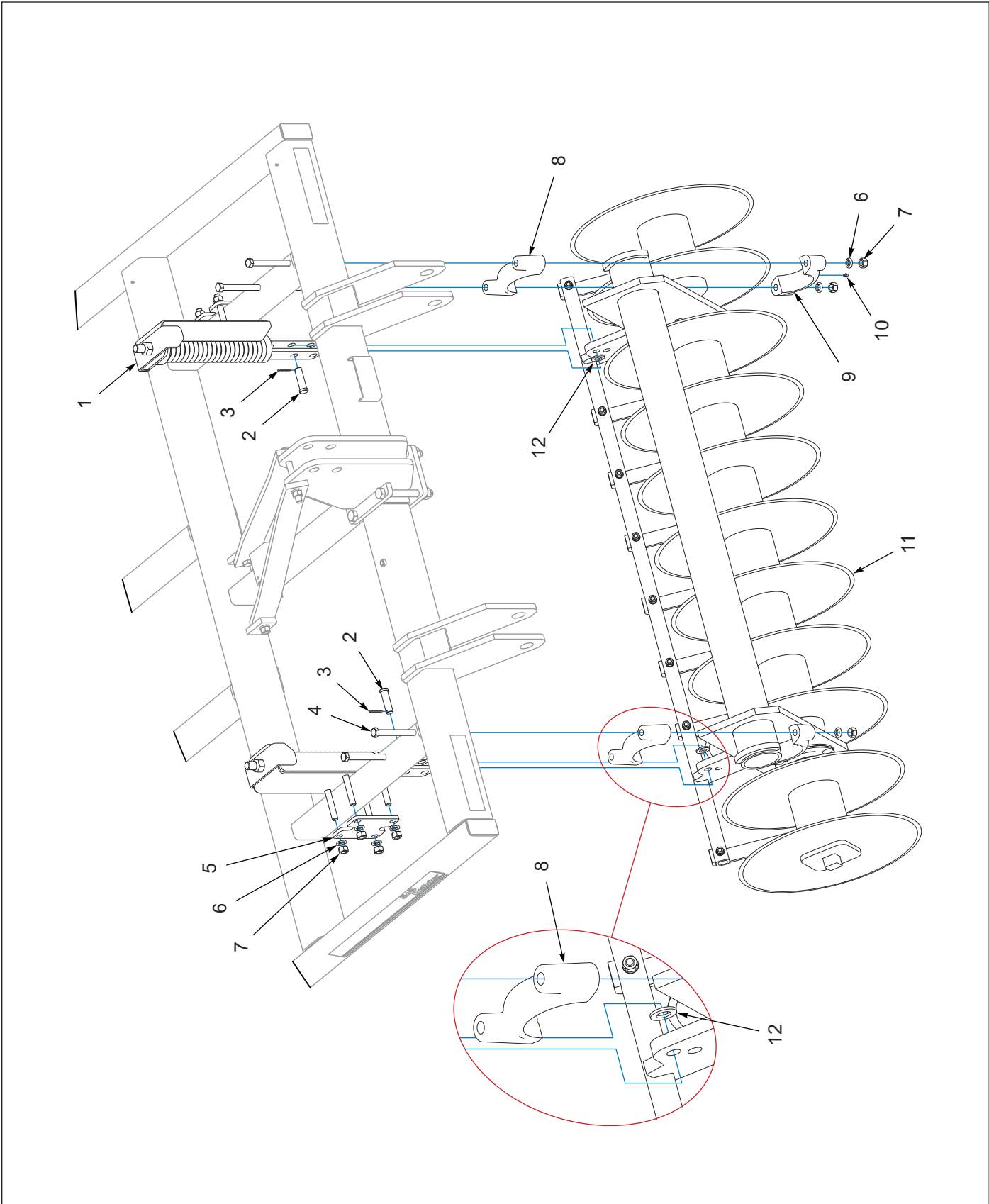


Figure 1-14: Coulter, Manual - 5 Shank

Coulter, Manual - 5 Shank

ITEM	PART NUMBER	DESCRIPTION	QTY
1	2J689	SPRING ROD ASM (INCLUDES ITEMS 5 - 7) (SEE PAGE 1-24)	2
2	7D590	CLEVIS PIN	2
3	110-0351	COTTER PIN, 1/8 X 1-1/4, ZP	2
4	1-654-010059-26	SCREW, 5/8-11UNC X 10-1/2 HXCP, G5	4
5	2J844	PLATE	2
6	1-861-010034-15	WASHER, LKG, HLCL SPR, 5/8	12
7	1-512-010007-11	NUT, HEX 5/8-11 GR2, ZP	12
8	6D274	AXLE BEARING	2
9	6D309	AXLE TOP BEARING ASSEMBLY (INCLUDES ITEM 10)	2
10	1-298-010001-1	ZERK FITTING 1/4 SAE	2
11	4J594	COULTER GANG ASM - 11 (SEE PAGE 1-26)	1
12	1-861-010032-20	WASHER, FLAT, 3/4 N ZP/CD	2

Coulter, Manual - 7 Shank

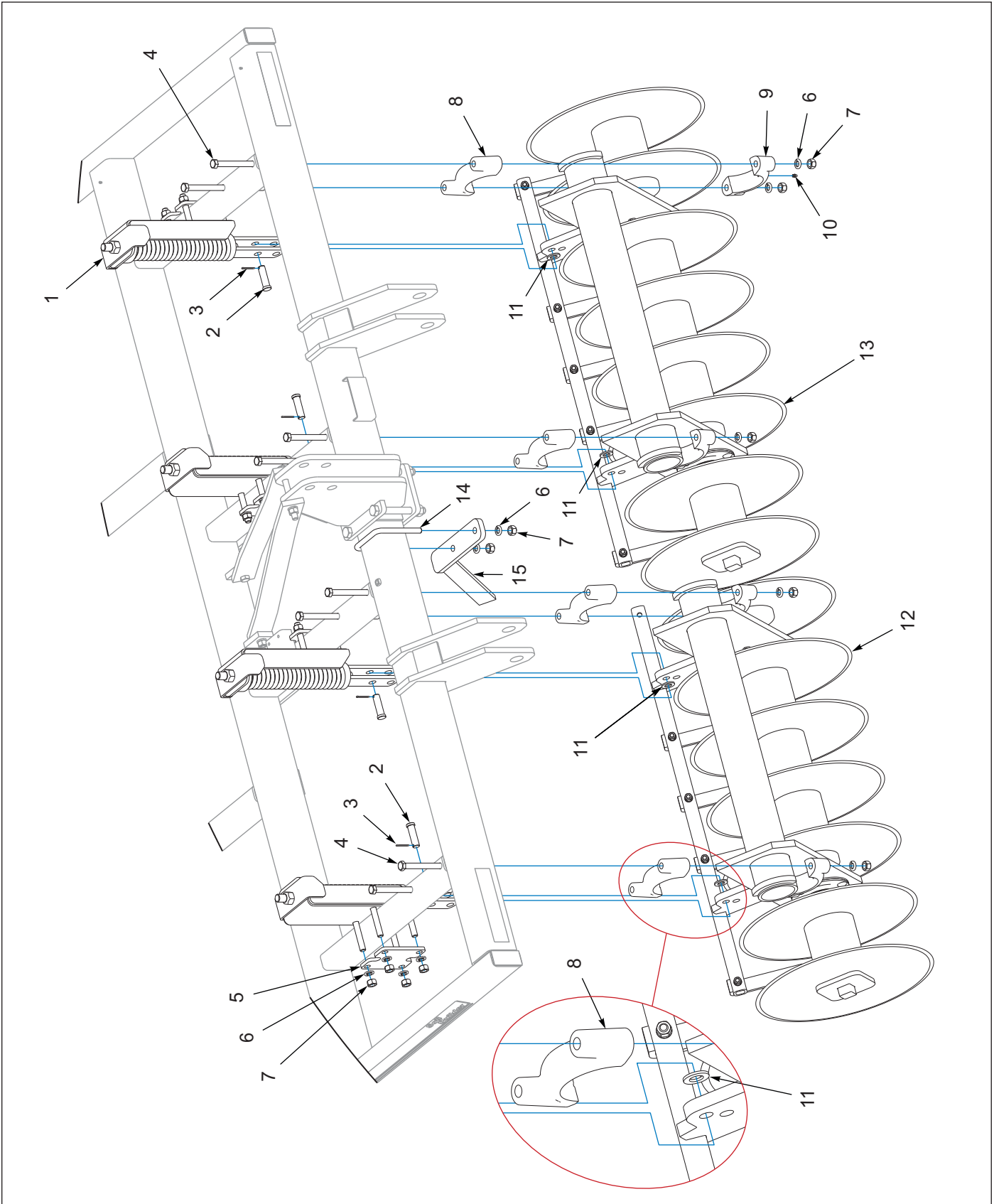


Figure 1-15: Coulter, Manual - 7 Shank

Coulter, Manual - 7 Shank

ITEM	PART NUMBER	DESCRIPTION	QTY
1	2J689	SPRING ROD ASM (INCLUDES ITEMS 5 - 7) (SEE PAGE 1-24)	4
2	7D590	CLEVIS PIN	4
3	110-0351	COTTER PIN 1/8 X 1-1/4, ZP	4
4	1-654-010059-26	SCREW, 5/8-11UNC X 10-1/2 HXCP, G5	8
5	2J844	PLATE	4
6	1-861-010034-15	WASHER, LKG, HLCL SPR, 5/8	26
7	1-512-010007-11	NUT, HEX 5/8-11 GR2, ZP	26
8	6D274	AXLE BEARING	4
9	6D309	AXLE TOP BEARING ASSEMBLY (INCLUDES ITEM 10)	4
10	1-298-010001-1	ZERK FITTING 1/4 SAE	4
11	1-861-010032-20	WASHER, FLAT, 3/4 N ZP/CD	4
12	3J135	COULTER GANG ASM - 7 (SEE PAGE 1-28)	1
13	3J134	COULTER GANG ASM - 8 (SEE PAGE 1-27)	1
14	9D989	U-BOLT 5/8-11 X 5-5/8 X 4-11/16	1
15	2J840	SCRAPER BRACKET (CENTER ONLY)	1

Coulter, Hydraulic - 7 Shank

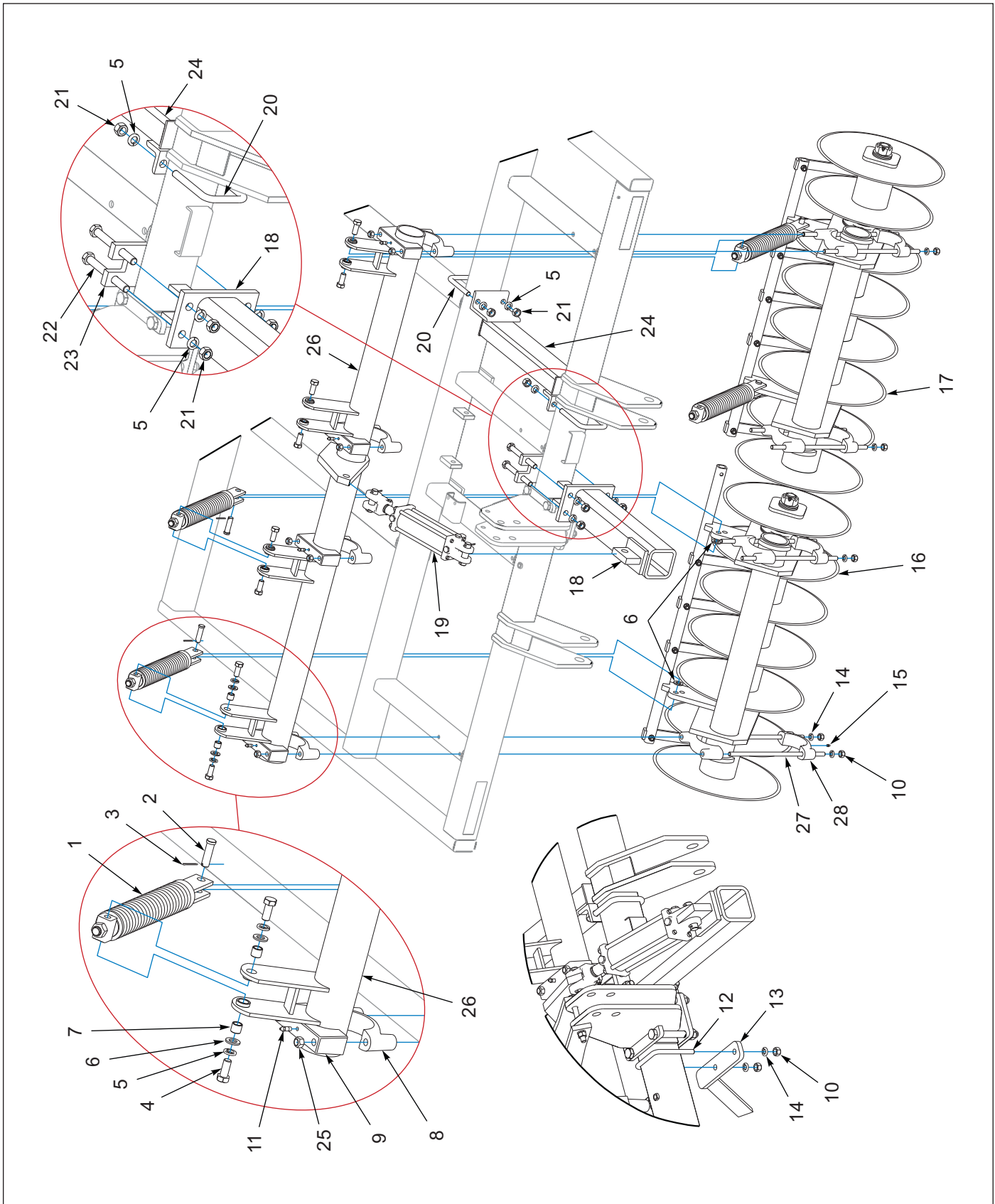


Figure 1-16: Coulter, Hydraulic - 7 Shank

Coulter, Hydraulic - 7 Shank

ITEM	PART NUMBER	DESCRIPTION	QTY
1	7J421	HYD. SPRING ROD ASSEMBLY (SEE PAGE 1-25)	4
2	7D590	CLEVIS PIN	2
3	110-0351	COTTER PIN, 1/8 X 1-1/4, ZP	2
4	1-654-010061-04	SCREW, HX CP 3/4-10UNC X 1-3/4	8
5	1-861-010034-17	WASHER, LKG, HLCL SPR, 3/4	16
6	1-861-010032-20	WASHER, FLAT, 3/4 N, ZP/CD	12
7	7J422	BUSHING	8
8	6D274	AXLE BEARING	8
9	9D653	AXLE BEARING (INCLUDES ITEM 11)	4
10	1-512-010007-11	NUT, HEX 5/8-11 GR2, ZP	10
11	2C643	GREASE FITTING	4
12	9D989	U-BOLT, 5/8-11 X 5-5/8 X 4-11/16	1
13	2J840	SCRAPER BRACKET (CENTER ONLY)	1
14	1-861-010034-15	WASHER, LKG, HLCL SPR, 5/8	10
15	1-298-010001-1	ZERK FITTING 1/4 SAE	4
16	3J135	COULTER GANG ASM - 7 (SEE PAGE 1-28)	1
17	3J134	COULTER GANG ASM - 8 (SEE PAGE 1-27)	1
18	7J397	CYLINDER ANCHOR	1
19	5J280	HYD CYLINDER - 3 X 8 (PRINCE BD-0566 - SEE PAGE 1-46) (PRINCE A300080ABAAA07B - SEE PAGE 1-47) (LION - SEE PAGE 1-48)	1
20	3J451	U-BOLT, 3/4-10 X 4 X 4	2
21	1-512-010007-12	NUT, HEX 3/4-10 GR2, ZP	8
22	1-654-010061-19	SCREW, HX CP 3/4-10UNC X 7, GR5	4
23	7J398	PLATE	1
24	7J415	REINFORCEMENT	1
25	1-512-010005-13	NUT, LOCK 5/8-11	8
26	7J408	SPRING ROCKSHAFT 7	1
27	7J423	STUD	8
28	6D309	AXLE TOP, BEARING ASSEMBLY (INCLUDES ITEM 15)	4

Spring Rod Assembly

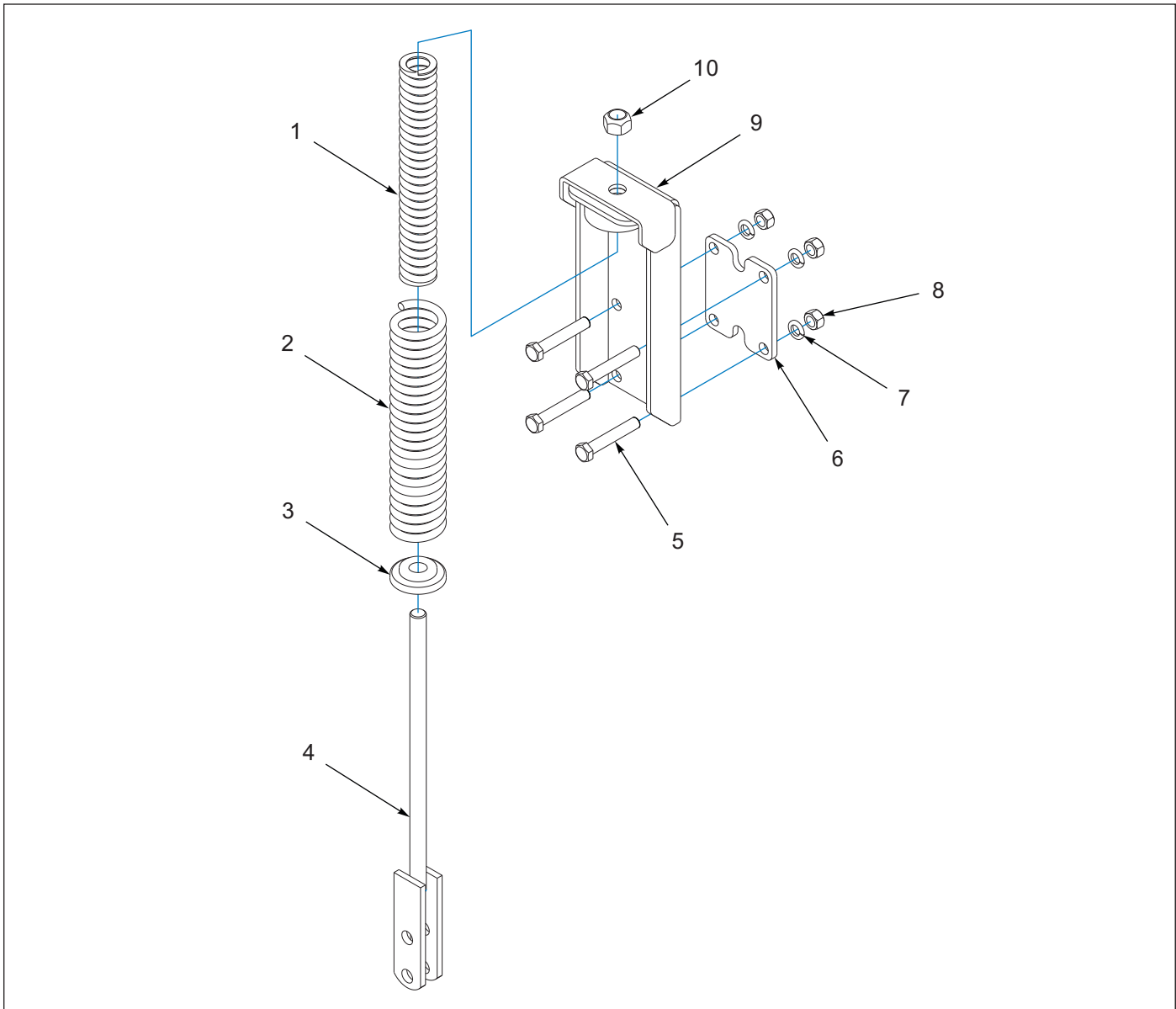


Figure 1-17: Spring Rod Assembly

Spring Rod Assembly

ITEM	PART NUMBER	DESCRIPTION	QTY
	2J689	SPRING ROD ASM	--
1	2J683	COMPRESSION SPRING	1
2	2J682	COMPRESSION SPRING	1
3	2J667	SPRING CAP	1
4	2J822	SPRING ROD WELDMENT	1
5	154172	CAPSCREW (5/8-11 X 3-3/4)	4
6	2J844	PLATE	1
7	1-861-010034-15	WASHER, LKG, HLCL SPR, 5/8	4
8	1-512-010007-11	NUT, HEX 5/8-11 GR2, ZP	4
9	2J835	SPRING BRACKET	1
10	1-512-010005-17	NUT, HEX, SELF-LOCKING 7/8-9	1

Spring Rod Assembly, Hydraulic

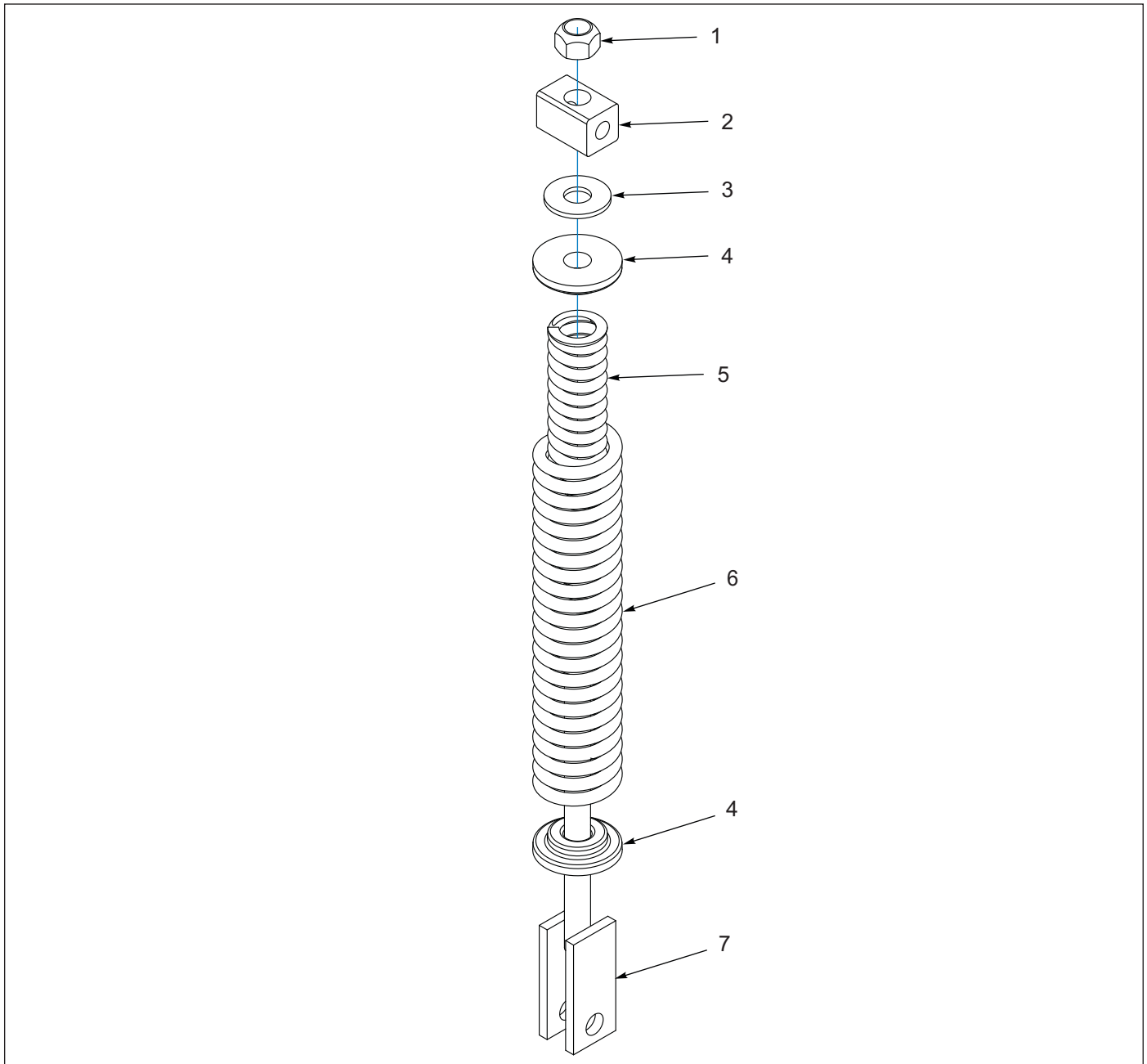


Figure 1-18: Spring Rod Assembly, Hydraulic

Spring Rod Assembly, Hydraulic

ITEM	PART NUMBER	DESCRIPTION	QTY
	7J421	HYD SPRING ROD ASM	--
1	1-512-010005-17	NUT, HEX, SELF-LOCKING 7/8-9	1
2	7J420	BLOCK	1
3	172922	WASHER, FLAT 7/8	1
4	2J667	SPRING CAP	2
5	2J683	COMPRESSION SPRING	1
6	2J682	COMPRESSION SPRING	1
7	7J419	SPRING ROD	1

Coulter Assembly - 11 Gang

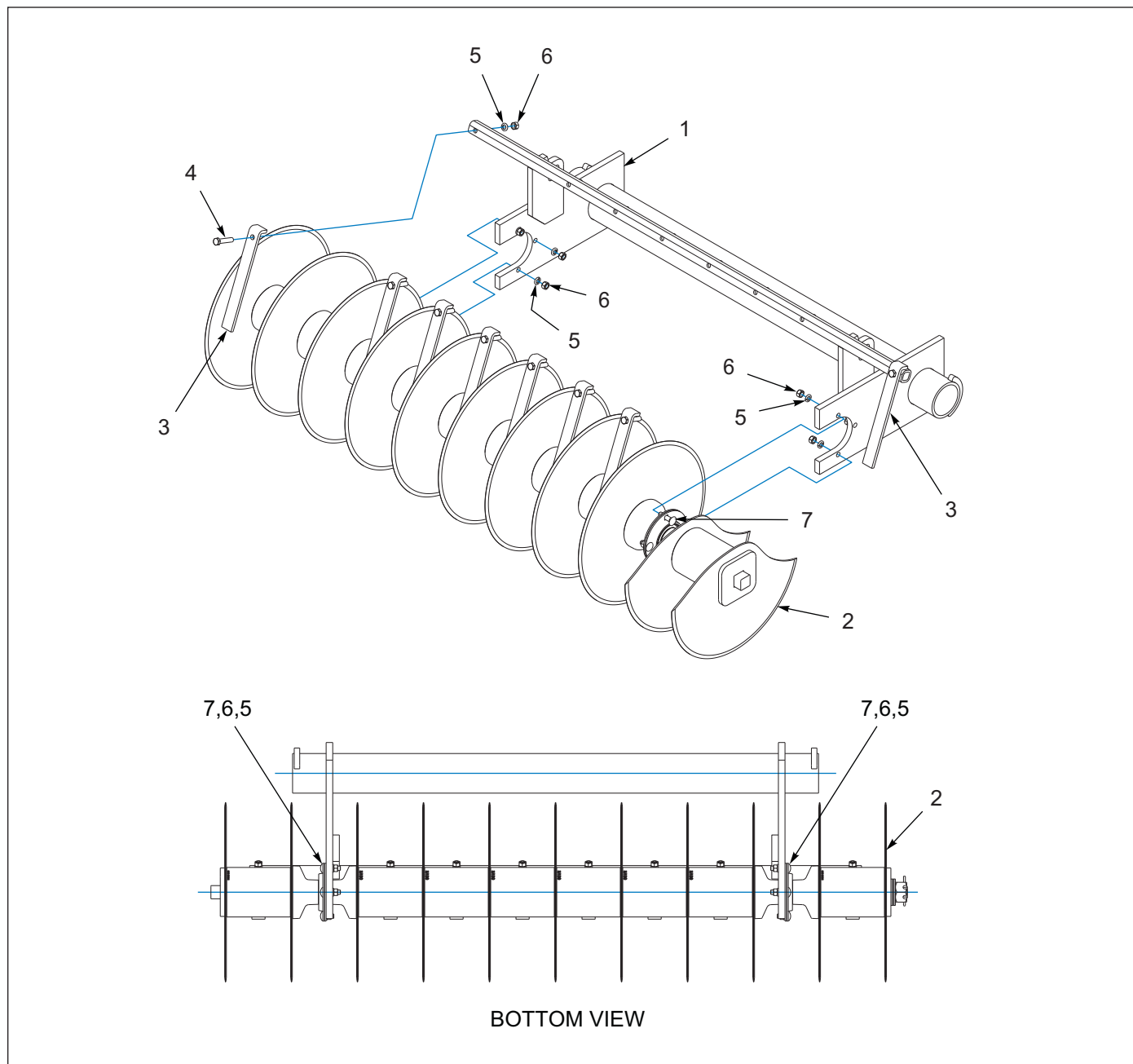


Figure 1-19: Coulter Assembly - 11 Gang

Coulter Assembly - 11 Gang

ITEM	PART NUMBER	DESCRIPTION	QTY
	4J594	COULTER GANG ASM - 11	--
1	4J647	COULTER FRAME	1
2	4J648	COULTER & SPOOL ASM (SEE PAGE 1-29)	1
3	2J717	SCRAPER	8
4	1-654-010055-07	SCREW, HX CP 1/2-13UNC X 2-1/2	8
5	1-861-010034-13	WASHER, LKG HLCL SPR, 1/2	12
6	1-512-010007-09	NUT, HEX 1/2-13, ZP	12
7	1-654-010070-05	SCREW, RDHD SQNCK 1/2-13 X 2, GR5	4

Coulter Assembly - 8 Gang

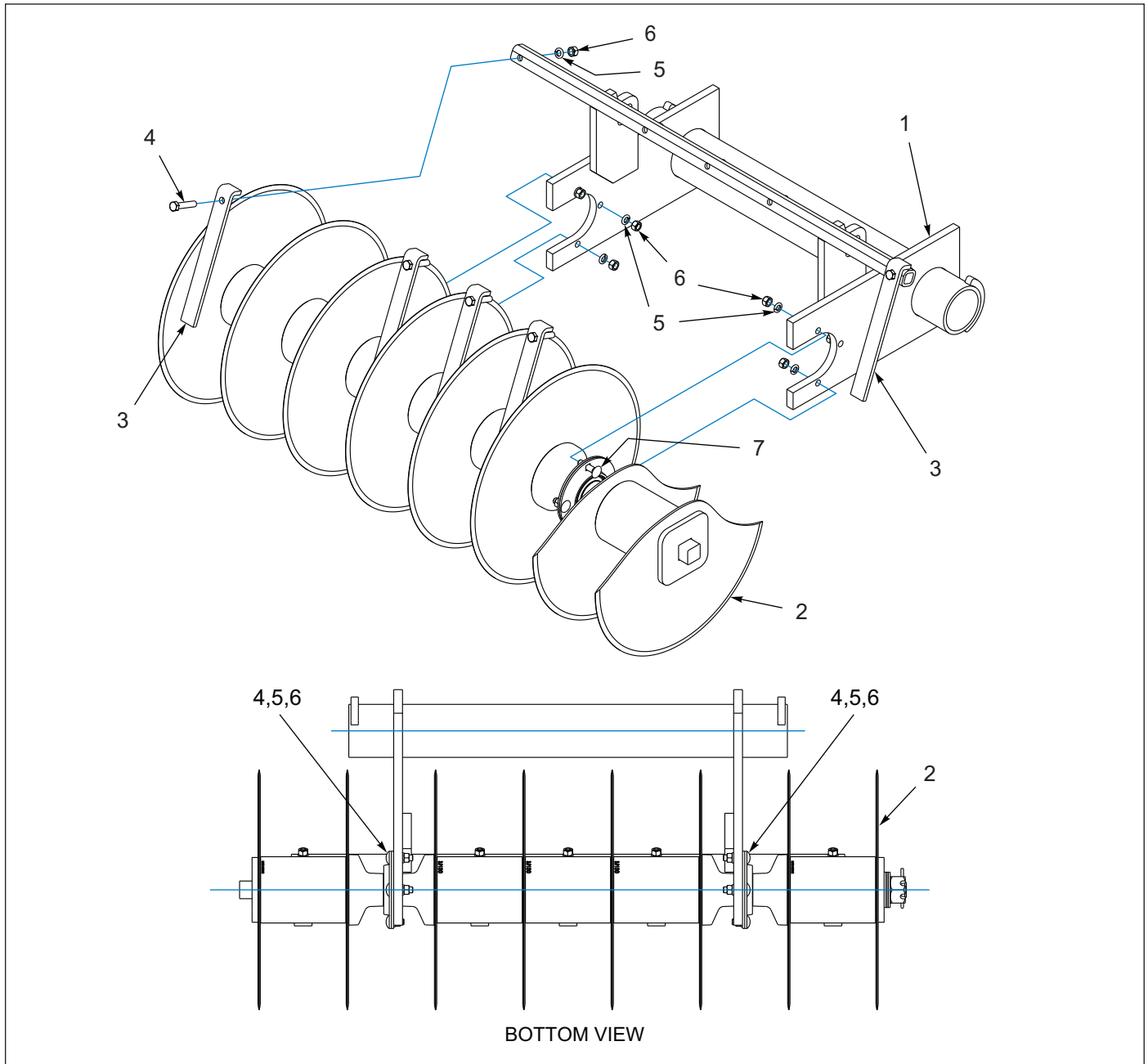


Figure 1-20: Coulter Assembly - 8 Gang

Coulter Assembly - 8 Gang

ITEM	PART NUMBER	DESCRIPTION	QTY
	3J134	COULTER GANG ASM - 8	--
1	3J136	COULTER FRAME	1
2	3J137	COULTER & SPOOL ASM - 8 (SEE PAGE 1-30)	1
3	2J717	SCRAPER	5
4	1-654-010055-07	SCREW, HX CP 1/2-13UNC X 2-1/2	5
5	1-861-010034-13	WASHER, LKG HLCL SPR, 1/2	9
6	1-512-010007-09	NUT, HEX 1/2-13, ZP	9
7	1-654-010070-05	SCREW, RDHD SQNCK 1/2-13 X 2, GR5	4

Coulter Assembly - 7 Gang

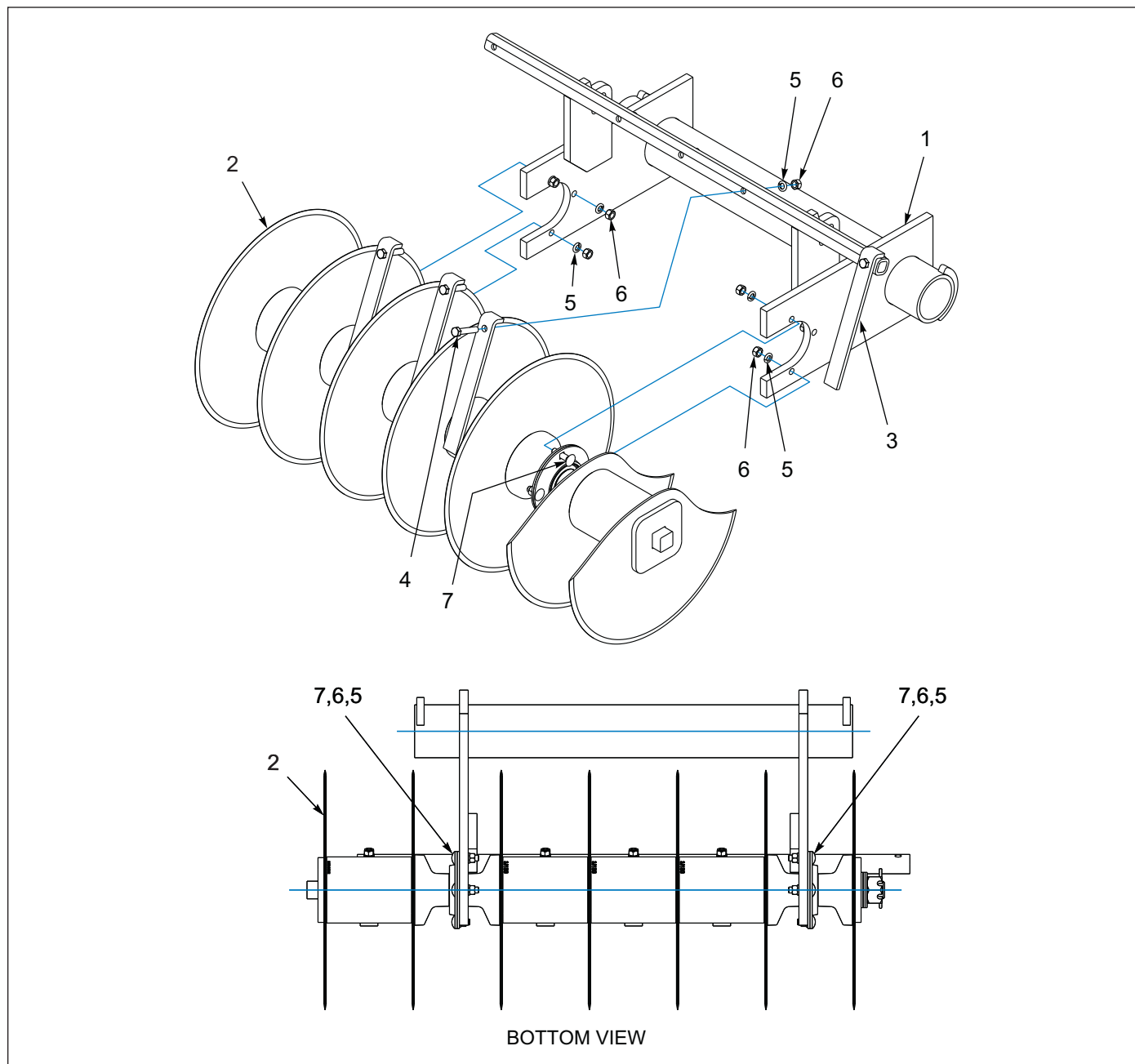


Figure 1-21: Coulter Assembly - 7 Gang

Coulter Assembly - 7 Gang

ITEM	PART NUMBER	DESCRIPTION	QTY
	3J135	COULTER GANG ASM- 7	--
1	3J136	COULTER FRAME	1
2	3J138	COULTER & SPOOL ASM - 7 (SEE PAGE 1-31)	1
3	2J717	SCRAPER	4
4	1-654-010055-07	SCREW, HX CP 1/2-13UNC X 2-1/2	4
5	1-861-010034-13	WASHER, LKG HLCL SPR, 1/2	8
6	1-512-010007-09	NUT, HEX 1/2-13, ZP	8
7	1-654-010070-05	SCREW, RDHD SQNCK 1/2-13 X 2, GR5	4

Coulter and Spool Assembly - 11

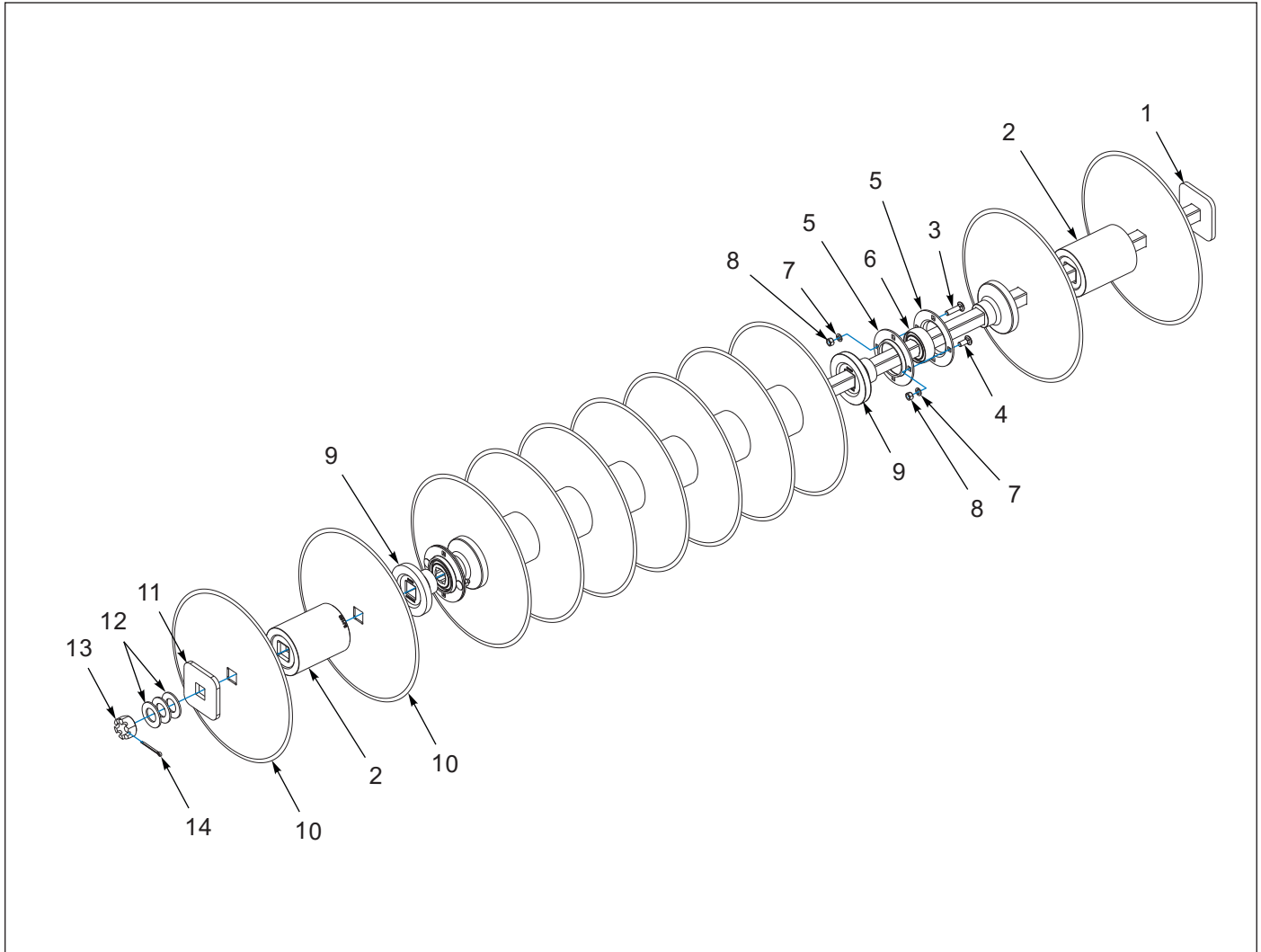


Figure 1-22: Coulter and Spool Assembly -11

Coulter and Spool Assembly - 11

ITEM	PART NUMBER	DESCRIPTION	QTY
	4J648	COULTER & SPOOL ASM	--
1	4J651	SHAFT WELDMENT	1
2	3J130	SPOOL	5
3	1-654-010070-05	SCREW, RDHD SQNCK 1/2-13 X 2, GR5	2
4	1-654-010070-02	SCREW, 1/2-13 X 1-1/4 RD HD SQNK	2
5	3K045	BEARING FLANGE ZINC PLATED	4
6	3J131	BEARING	2
7	1-861-010034-13	WASHER, LKG HLCL SPR, 1/2	4
8	1-512-010007-09	NUT, HEX 1/2-13 ZP	4
9	3J129	SPOOL HALF	4
10	3J128	COULTER	8
11	3J133	PLATE PAINTED	1
12	1-861-010032-32	WASHER, FLAT ZP/CD 1-1/2	5
13	1-516-010001-27	NUT, HX SLOT 1-1/2-6, ZP	1
14	1-557-010362-65	PIN COTTER, 1/4 X 2-1/2, ZP	1

Coulter and Spool Assembly - 8

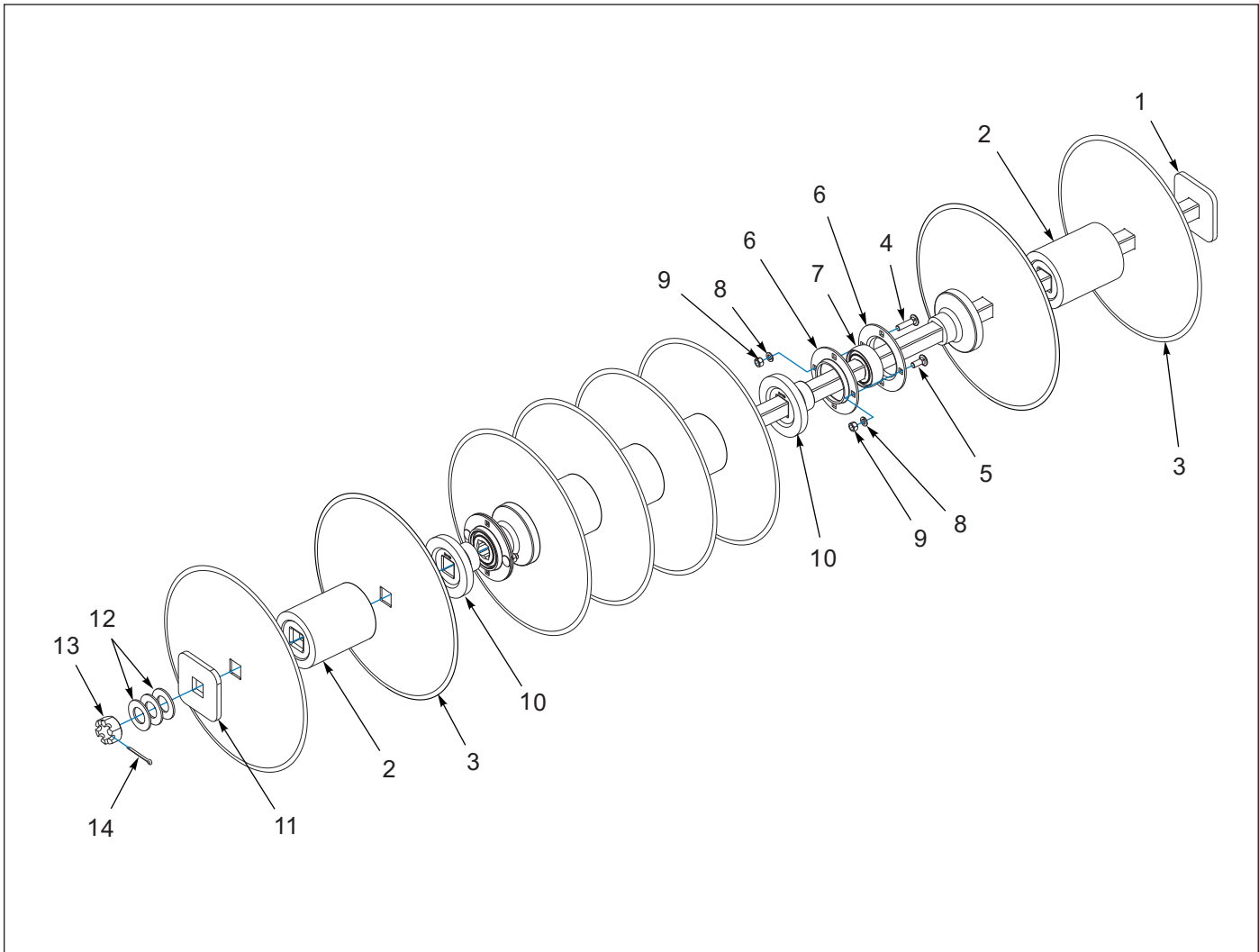


Figure 1-23: Coulter and Spool Assembly - 8

Coulter and Spool Assembly - 8

ITEM	PART NUMBER	DESCRIPTION	QTY
	3J137	COULTER & SPOOL ASM - 8	--
1	3J753	SHAFT WELDMENT	1
2	3J130	SPOOL	5
3	3J128	COULTER	8
4	1-654-010070-05	SCREW, RDHD SQNCK 1/2-13 X 2, GR5	2
5	1-654-010070-02	SCREW 1/2-13 X 1-1/4 RD HD SQNK	2
6	3K045	BEARING FLANGE ZINC PLATED	4
7	3J131	BEARING	2
8	1-861-010034-13	WASHER, LKG HLCL SPR, 1/2	4
9	1-512-010007-09	NUT, HEX 1/2-13, ZP	4
10	3J129	SPOOL HALF	4
11	3J133	PLATE PAINTED	1
12	1-861-010032-32	WASHER FLAT ZP/CD 1-1/2	5
13	1-516-010001-27	NUT, HX SLOT 1-1/2-6, ZP	1
14	1-557-010362-65	PIN COTTER, 1/4 X 2-1/2, ZP	1

Coulter and Spool Assembly - 7

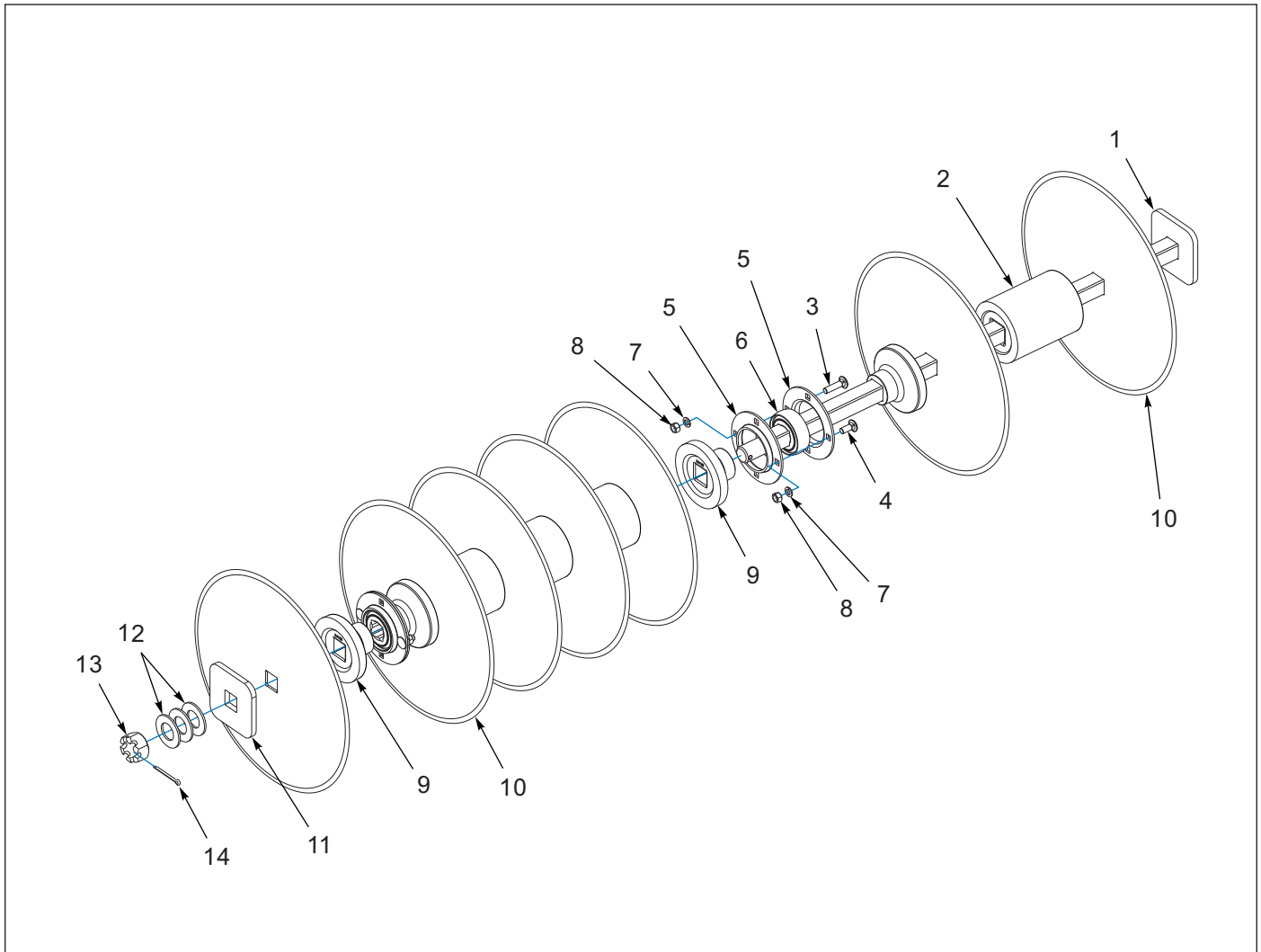


Figure 1-24: Coulter and Spool Assembly - 7

Coulter and Spool Assembly - 7

ITEM	PART NUMBER	DESCRIPTION	QTY
	3J138	COULTER & SPOOL ASM - 7	--
1	3J754	SHAFT WELDMENT	1
2	3J130	SPOOL	5
3	3J128	COULTER	7
4	1-654-010070-05	SCREW, RDHD SQNCK 1/2-13 X 2, GR5	2
5	1-654-010070-02	SCREW, 1/2-13 X 1-1/4 RD HD SQNK	2
6	3K045	BEARING FLANGE ZINC PLATED	4
7	3J131	BEARING	2
8	1-861-010034-13	WASHER, LKG HLCL SPR, 1/2	4
9	1-512-010007-09	NUT, HEX 1/2-13, ZP	4
10	3J129	SPOOL HALF	4
11	3J133	PLATE PAINTED	1
12	1-861-010032-32	WASHER, FLAT ZP/CD 1-1/2	5
13	1-516-010001-27	NUT, HX SLOT 1-1/2-6, ZP	1
14	1-557-010362-65	PIN COTTER, 1/4 X 2-1/2, ZP	1

Hydraulic, Schematic - 5 Shank

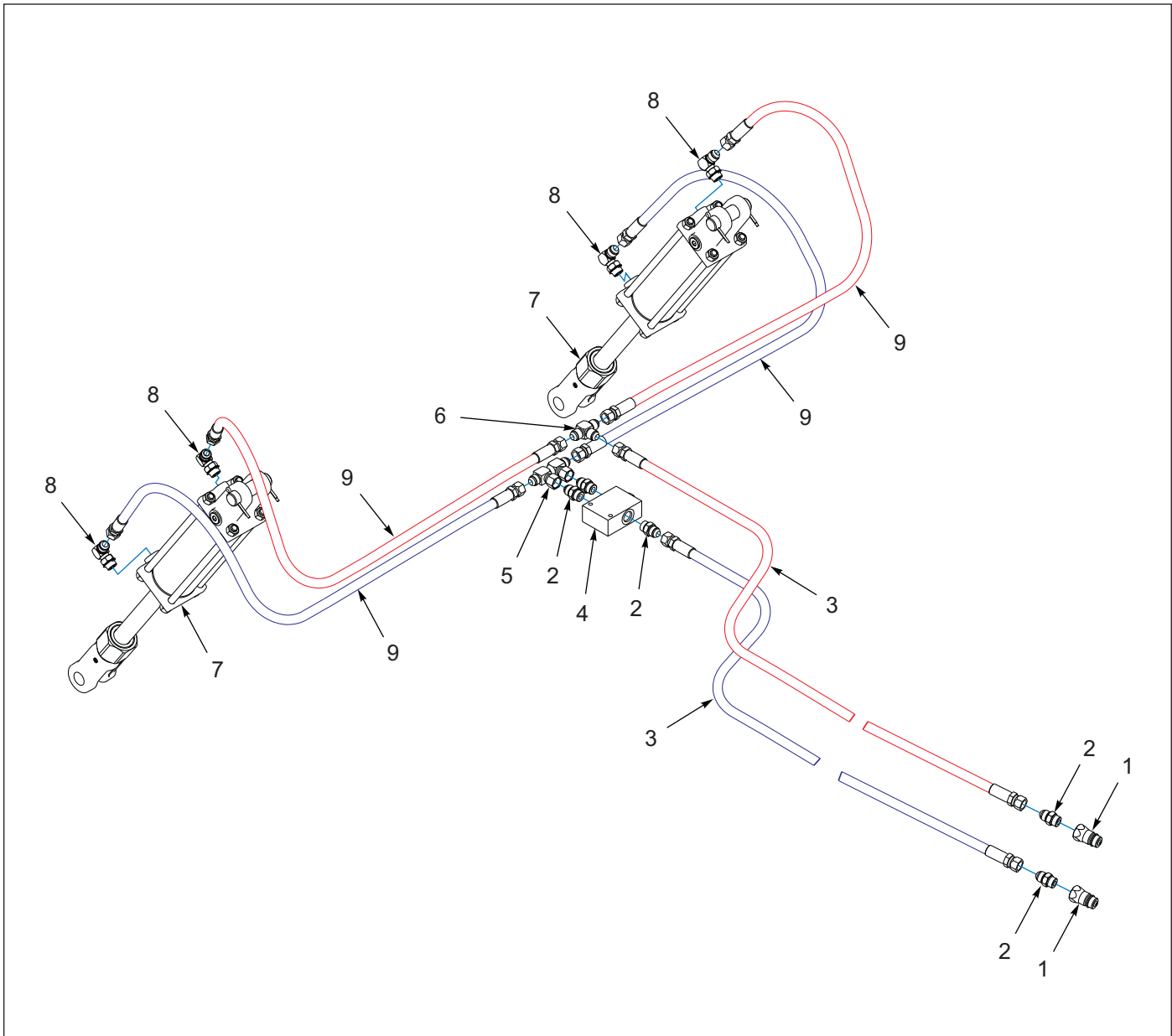


Figure 1-25: Hydraulic, Schematic - 5 Shank

Hydraulic, Schematic - 5 Shank

ITEM	PART NUMBER	DESCRIPTION	QTY
1	141828	COUPLER, MALE 3/4-16 O-RING	2
2	202702-8-8S	ADAPTER #8 O-RING TO #8 TUBE	5
3	159569	HOSE ASM 3/8 X 161, #8JIC SWVL	2
4	2P464	FLOW DIVIDER/COMBINER VALVE	1
5	2071-8-8S	ADAPTER 90 #8 FLR SWIVEL #8JIC	2
6	2033-8-8S	ADAPTER, TEE, #8 TUBE	1
7	2J674	HYD CYLINDER - 3 X 8 (SEE PAGES 1-43 AND 1-44) (2J674C & 2J674M CYLINDERS ARE DISCONTINUED)	2
8	2062-8-8S	ADAPTER, 90, #8 O-RING TUBE	4
9	71508992	HOSE .38 X 50	4

Hydraulic, Layout - 5 Shank

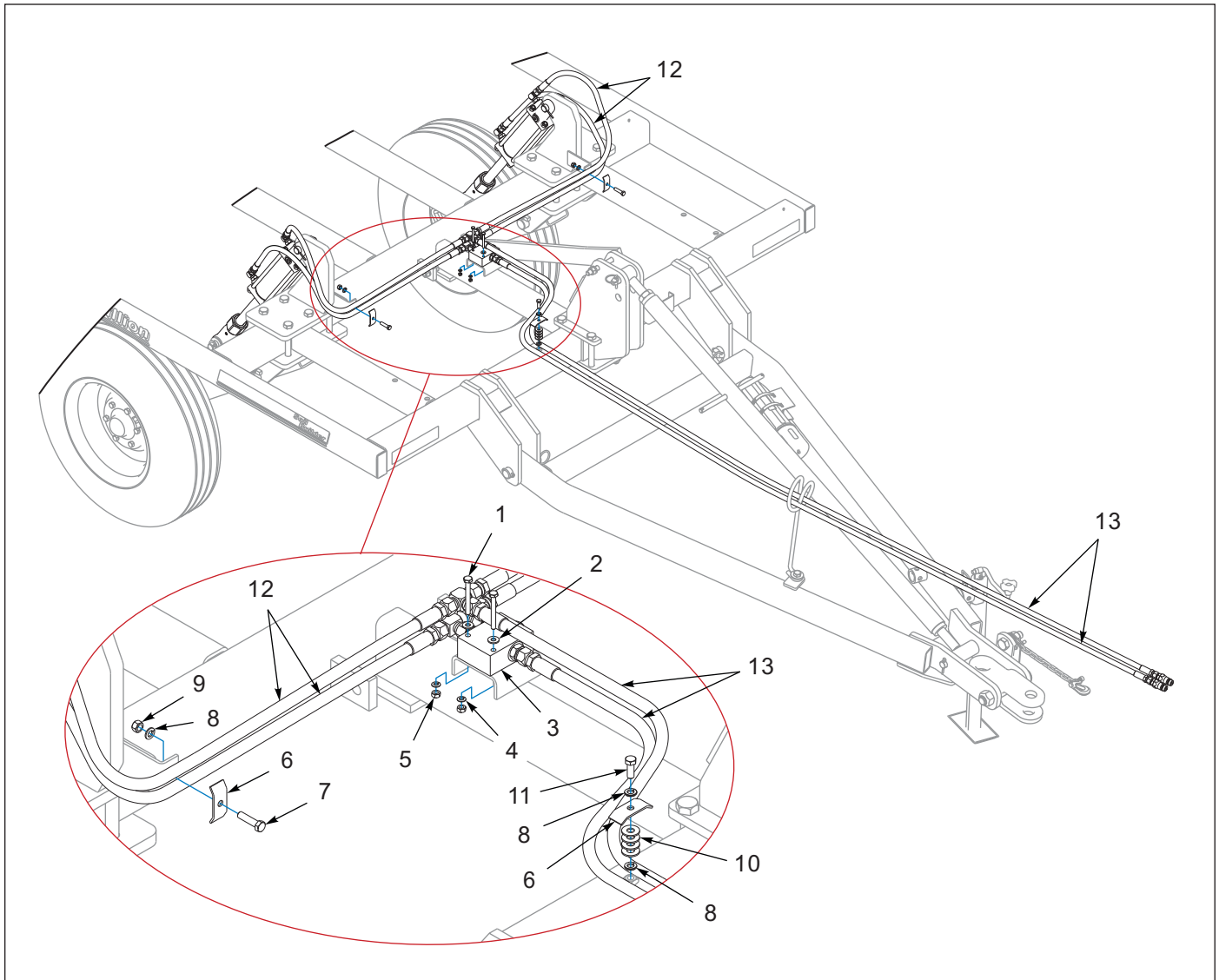


Figure 1-26: Hydraulic, Layout - 5 Shank

Hydraulic, Layout - 5 Shank

ITEM	PART NUMBER	DESCRIPTION	QTY
1	1-654-010047-10	SCREW, HX CP, 1/4-20UNC X2, GR5	2
2	1-861-010032-06	WASHER, FLAT 1/4 N ZP/CD	2
3	2P464	FLOW DIVIDER/COMBINER VALVE	1
4	1-861-010034-09	WASHER, LKG HLCL SPR, 1/4	4
5	1-512-010007-05	NUT, HEX 1/4-20	4
6	9D283	CLAMP	3
7	1-654-010051-07	SCREW, HEX CAP 3/8-16UNC X 1-1/2	2
8	1-861-010034-11	WASHER, LKG HLCL SPR, 3/8	4
9	1-512-010007-07	NUT, HEX 3/8-16, ZP	2
10	1-861-010032-11	WASHER, FLAT 3/8 W ZP/CD	4
11	1-654-010051-07	SCREW, HEX CAP 3/8-16UNC X 1, GR5	1
12	71508992	HOSE .38 X 50	4
13	159569	HOSE, 3/8 X 161	2

Hydraulic, Schematic - 7 Shank

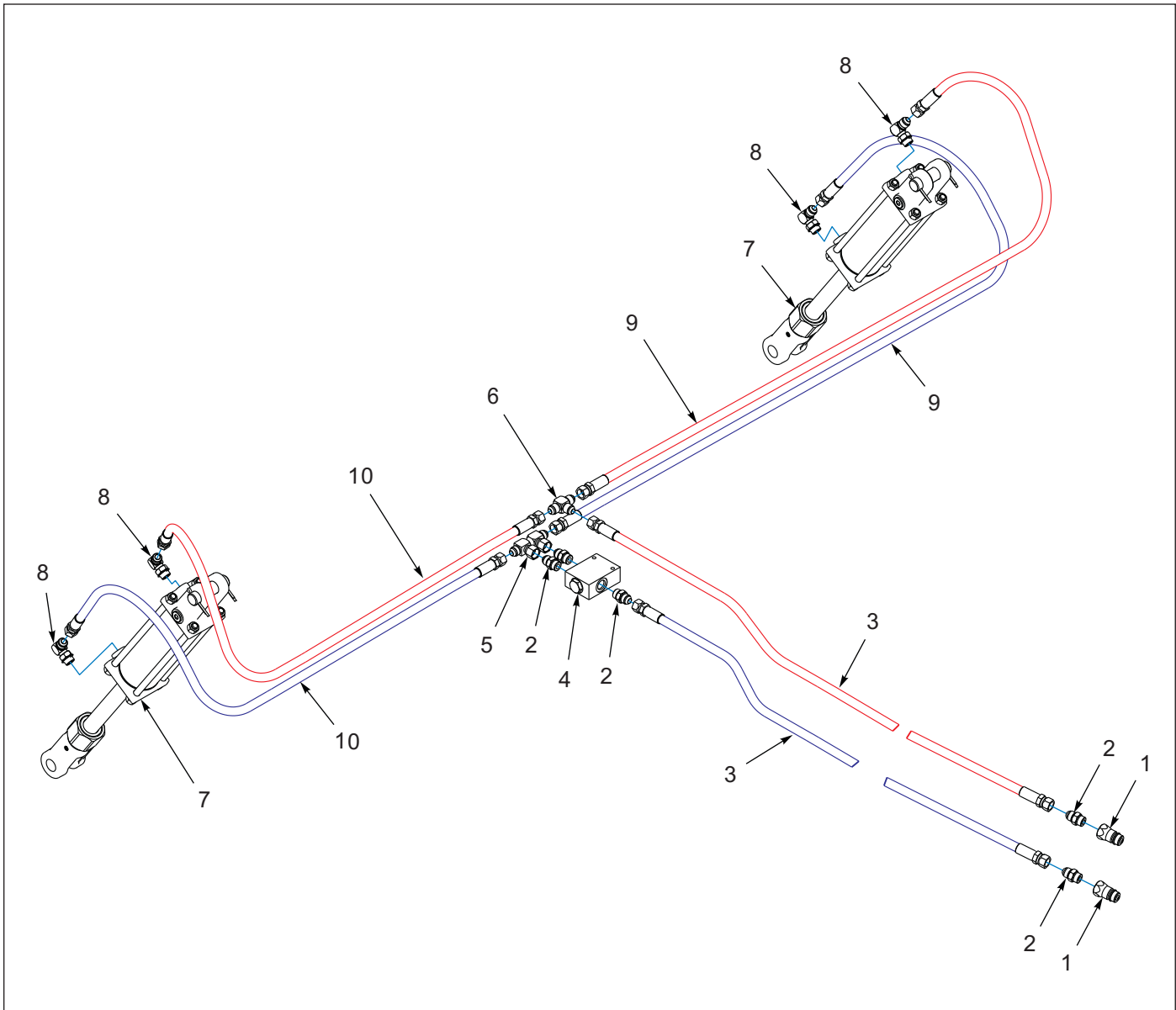


Figure 1-27: Hydraulic, Schematic - 7 Shank

Hydraulic, Schematic - 7 Shank

ITEM	PART NUMBER	DESCRIPTION	QTY
1	141828	COUPLER, MALE 3/4-16 O-RING	2
2	202702-8-8S	ADAPTER #8 O-RING TO #8 TUBE	5
3	159569	HOSE ASM 3/8 X 161, #8JIC SWVL	2
4	2P464	FLOW DIVIDER/COMBINER VALVE	1
5	2071-8-8S	ADAPTER, 90 #8 FLR SWIVEL #8JIC	2
6	2033-8-8S	ADAPTER, TEE, #8 TUBE	1
7	2J674	HYD CYLINDER - 3 X 8 (SEE PAGES 1-43 AND 1-44) (2J674C & 2J674M CYLINDERS ARE DISCONTINUED)	2
8	2062-8-8S	ADAPTER, 90, #8 O-RING TUBE	4
9	71508979	HOSE .38 X 72	2
10	71508992	HOSE, 3/8 X 50	2

Hydraulic, Layout - 7 Shank

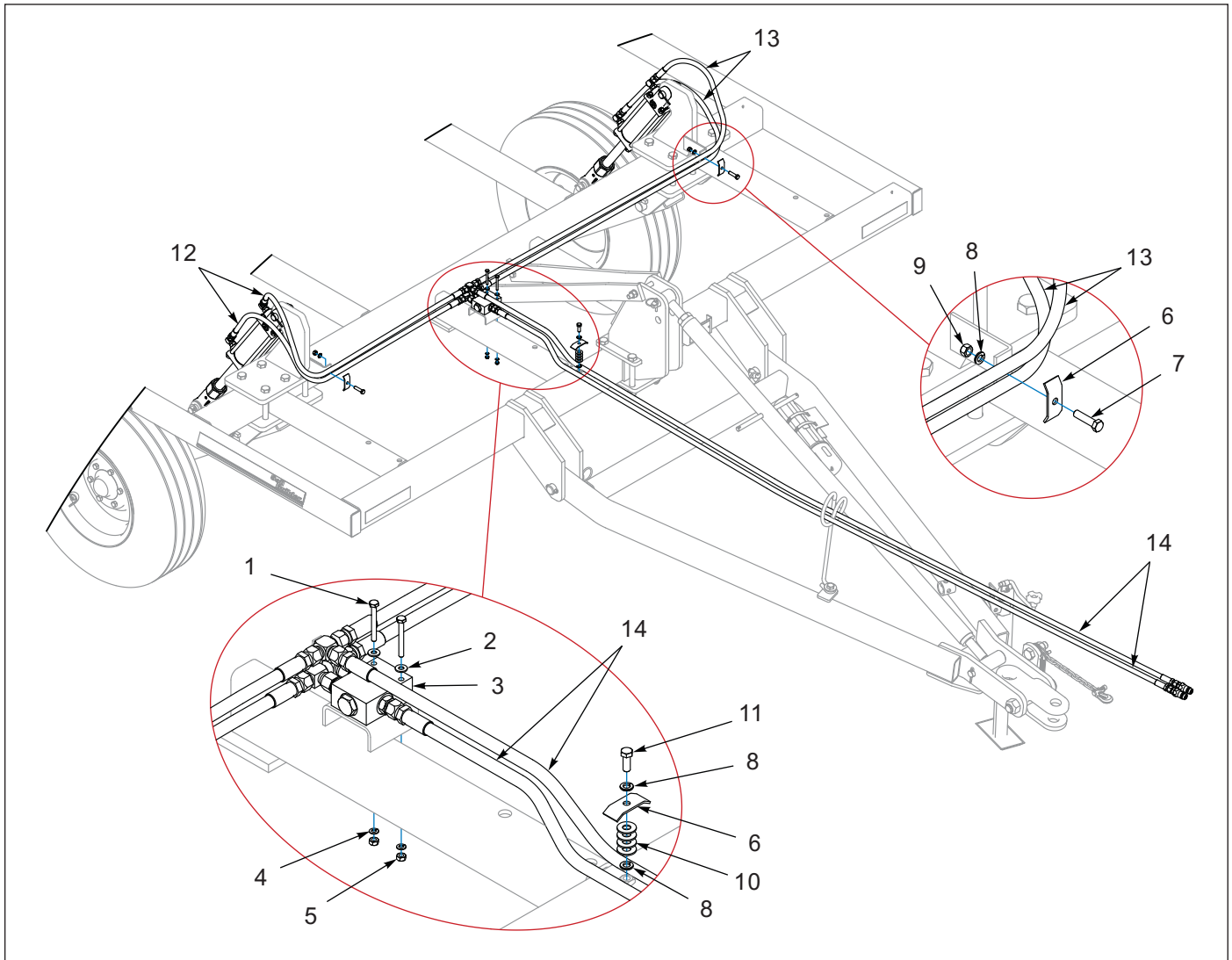


Figure 1-28: Hydraulic, Layout - 7 Shank

Hydraulic, Layout - 7 Shank

ITEM	PART NUMBER	DESCRIPTION	QTY
1	1-654-010047-10	SCREW, HX CP, 1/4-20UNC X 2, GR5	2
2	1-861-010032-06	WASHER, FLAT 1/4 N ZP/CD	2
3	2P464	FLOW DIVIDER/COMBINER VALVE	1
4	1-861-010034-09	WASHER, LKG HLCL SPR, 1/4	4
5	1-512-010007-05	NUT, HEX 1/4-20	4
6	9D283	CLAMP	3
7	1-654-010051-07	SCREW, HEX CAP 3/8-16UNC X 1-1/2	2
8	1-861-010034-11	WASHER, LKG HLCL SPR, 3/8	4
9	1-512-010007-07	NUT, HEX 3/8-16, ZP	2
10	1-861-010032-11	WASHER, FLAT 3/8 W ZP/CD	4
11	1-654-010051-07	SCREW, HEX CAP 3/8-16UNC X 1, GR5	1
12	71508992	HOSE ASM, 3/8 X 50	2
13	71508979	HOSE ASM, 3/8 X 72	2
14	159569	HOSE ASM, 3/8 X 161	2

Hydraulic, Coultter Schematic/Layout - 7 Shank

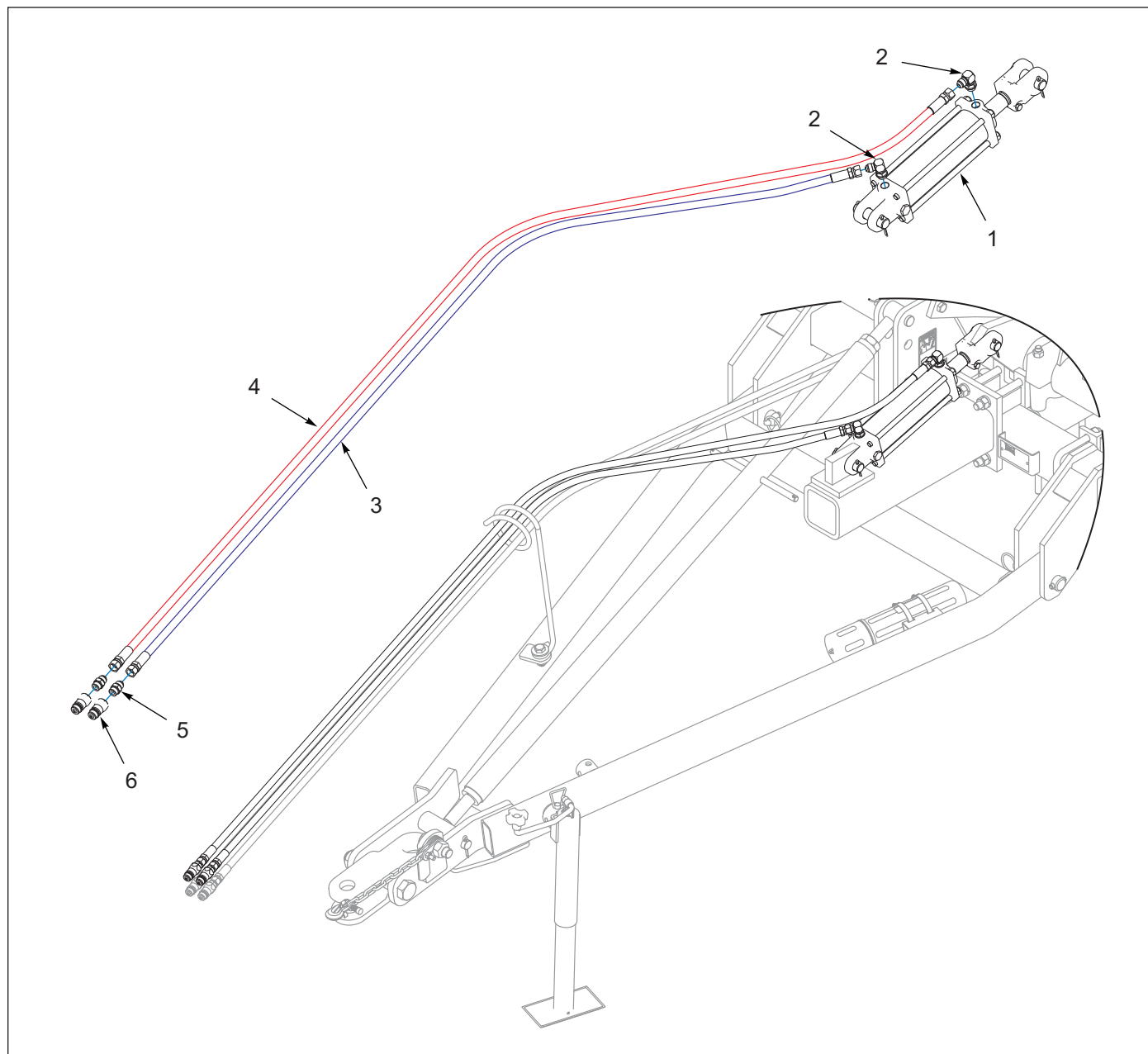


Figure 1-29: Hydraulic, Coultter Schematic/Layout - 7 Shank

Hydraulic, Coultter Schematic/Layout - 7 Shank

ITEM	PART NUMBER	DESCRIPTION	QTY
1	5J280	HYD CYLINDER - 3 X 8 (PRINCE BD-0566 - SEE PAGE 1-46) (PRINCE A300080ABAAA07B - SEE PAGE 1-47) (LION - SEE PAGE 1-48)	1
2	2062-8-8S	ADAPTER, 90, #8 O-RING TUBE	2
3	139213	HOSE ASM, 3/8 X 105, #8 JIC SWIV	1
4	1422176	HOSE ASM, 3/8 X 116, #8 JIC SWIV	1
5	202702-8-8S	ADAPTER, #8 O-RING TO #8 TUBE	2
6	141828	COUPLER, MALE 3/4-16 O-RING	2

LED Warning Lights - 5 Shank (AFTER 08/01/2013)

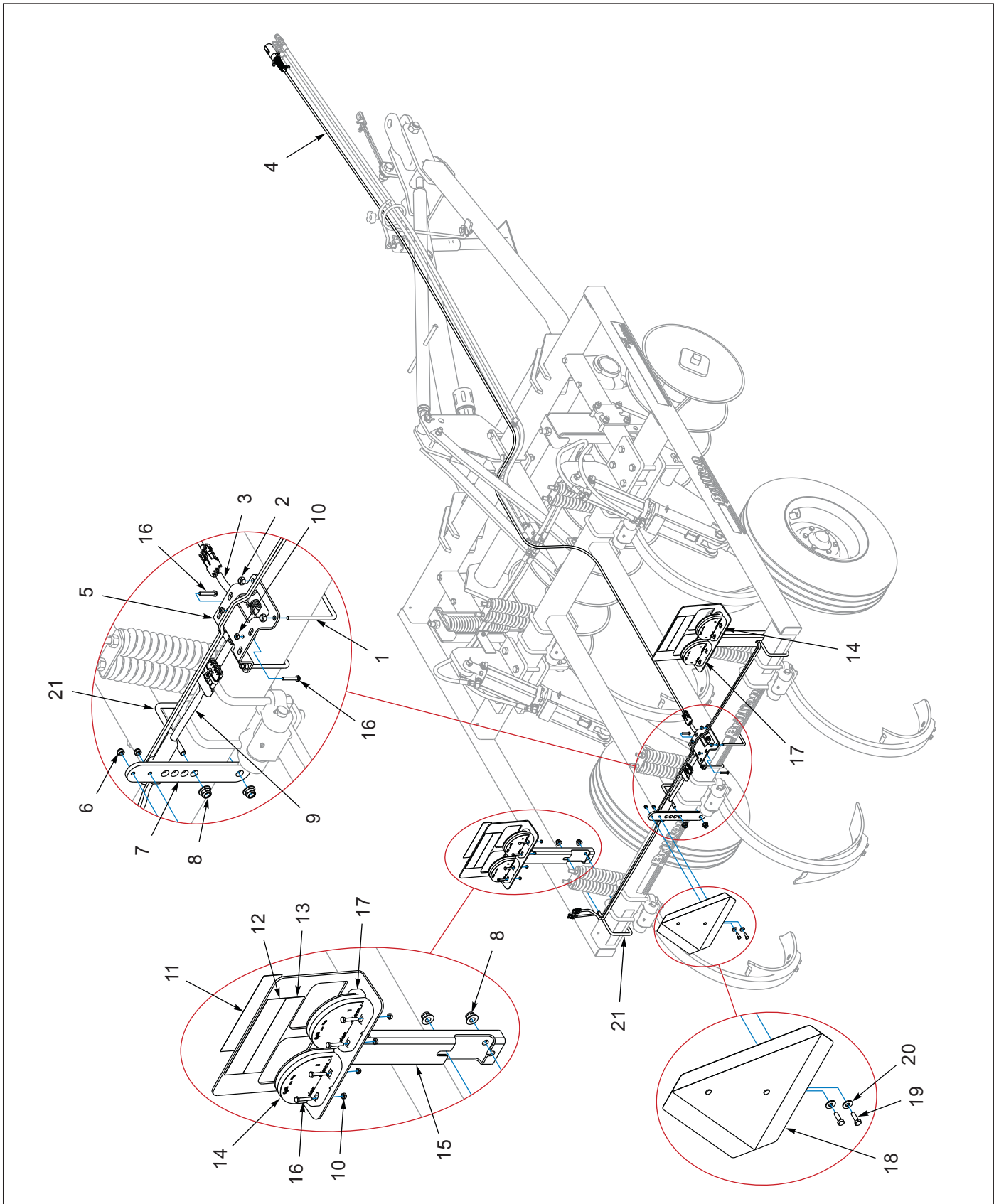


Figure 1-30: LED Warning Lights - 5 Shank (AFTER 08/01/2013)

LED Warning Lights - 5 Shank (AFTER 08/01/2013)

ITEM	PART NUMBER	DESCRIPTION	QTY
1	178507	U-BOLT, 3/8-16 X 4-3/8 X 5, ZP	2
2	2P252	NUT, FLANGE NY-LOK 3/8-16	4
3	174437	MODULE, AG FLASHER CONTROL	1
4	178516	HARNESS, 7PIN/4 PIN WP, 20	1
5	178506	BRACKET, MODULE MOUNT	1
6	104032	NUT, HX SLF-LKG W/MYL 5/16-18	2
7	164678	MOUNT, SMV	1
8	2P253	NUT, FLANGE NY-LOK 1/2-13	6
9	178525	HARNESS, LAMP 84 X 84	1
10	1-512-010005-01	NUT, HEX, SLFLKG GRB 1/4-20	18
11	528934	REFLECTOR - YELLOW	2
12	528933	REFLECTOR - RED	2
13	528938	STRIPE, ORANGE	2
14	174436	LAMP, AG AMBER SINGLE LED	2
15	178554	BRACKET WLDMT, LIGHT	2
16	1-654-010047-08	SCREW, HX CP, 1/4-20UNC X 1-1/2, G5	18
17	174435	LAMP, AG RED SINGLE LED	2
18	2P151	SMV/W BRACKET	1
19	1-654-010049-05	SCREW, HX CP 5/16-18UNC X 1, GR5	2
20	1-861-010032-09	WASHER, FLAT 5/16 W, ZP/CD	2
21	3J562	U-BOLT, 1/2-13 X 5-1/2 X 4	3
22	105874	TIE, STRAP PLSTC 21.5-24 X .301 (NOT SHOWN)	14

LED Warning Lights - 7 Shank (AFTER 08/01/2013)

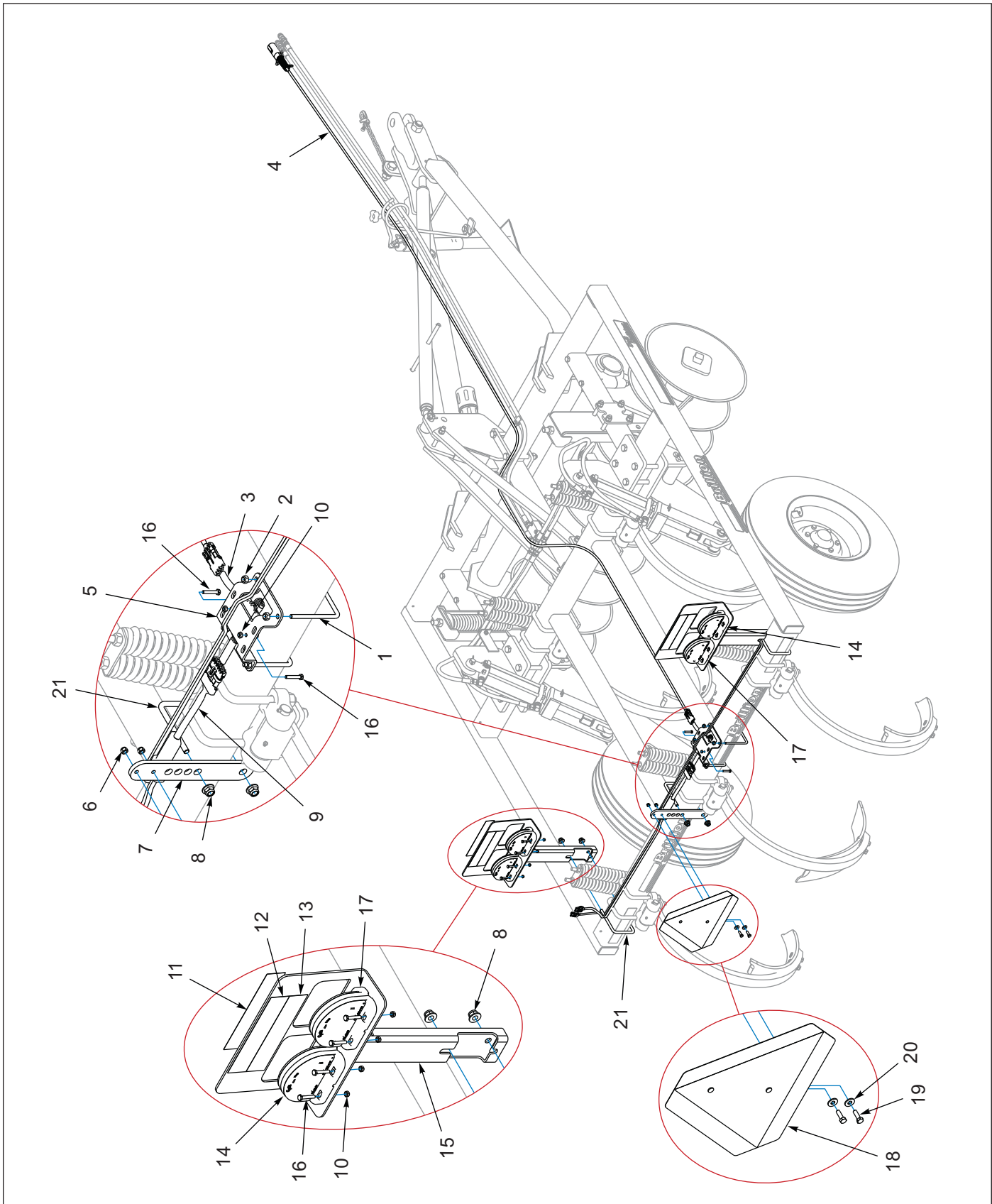


Figure 1-31: LED Warning Lights - 7 Shank (AFTER 08/01/2013)

LED Warning Lights - 7 Shank (AFTER 08/01/2013)

ITEM	PART NUMBER	DESCRIPTION	QTY
1	178507	U-BOLT, 3/8-16 X 4-3/8 X 5, ZP	2
2	2P252	NUT, FLANGE NY-LOK 3/8-16	4
3	174437	MODULE, AG FLASHER CONTROL	1
4	178516	HARNESS, 7PIN/4 PIN WP, 20	1
5	178506	BRACKET, MODULE MOUNT	1
6	104032	NUT, HX SLF-LKG W/MYL 5/16-18	2
7	164678	MOUNT, SMV	1
8	2P253	NUT, FLANGE NY-LOK, 1/2-13	6
9	178525	HARNESS, LAMP 84 X 84	1
10	1-512-010005-01	NUT, HEX, SLFLKG GRB 1/4-20	18
11	528934	REFLECTOR - YELLOW	2
12	528933	REFLECTOR - RED	2
13	528938	STRIPE, ORANGE	2
14	174436	LAMP, AG AMBER SINGLE LED	2
15	178554	BRACKET WLDMT, LIGHT	2
16	1-654-010047-08	SCREW, HX CP, 1/4-20UNC X 1-1/2, G5	18
17	174435	LAMP, AG RED SINGLE LED	2
18	2P151	SMV/W BRACKET	1
19	1-654-010049-05	SCREW, HX CP 5/16-18UNC X 1, GR5	2
20	1-861-010032-09	WASHER, FLAT 5/16 W, ZP/CD	2
21	3J562	U-BOLT, 1/2-13 X 5-1/2 X 4	3
22	105874	TIE, STRAP PLSTC 21.5-24 X .301 (NOT SHOWN)	14

Warning Lamp Assembly (BEFORE 08/01/2013)

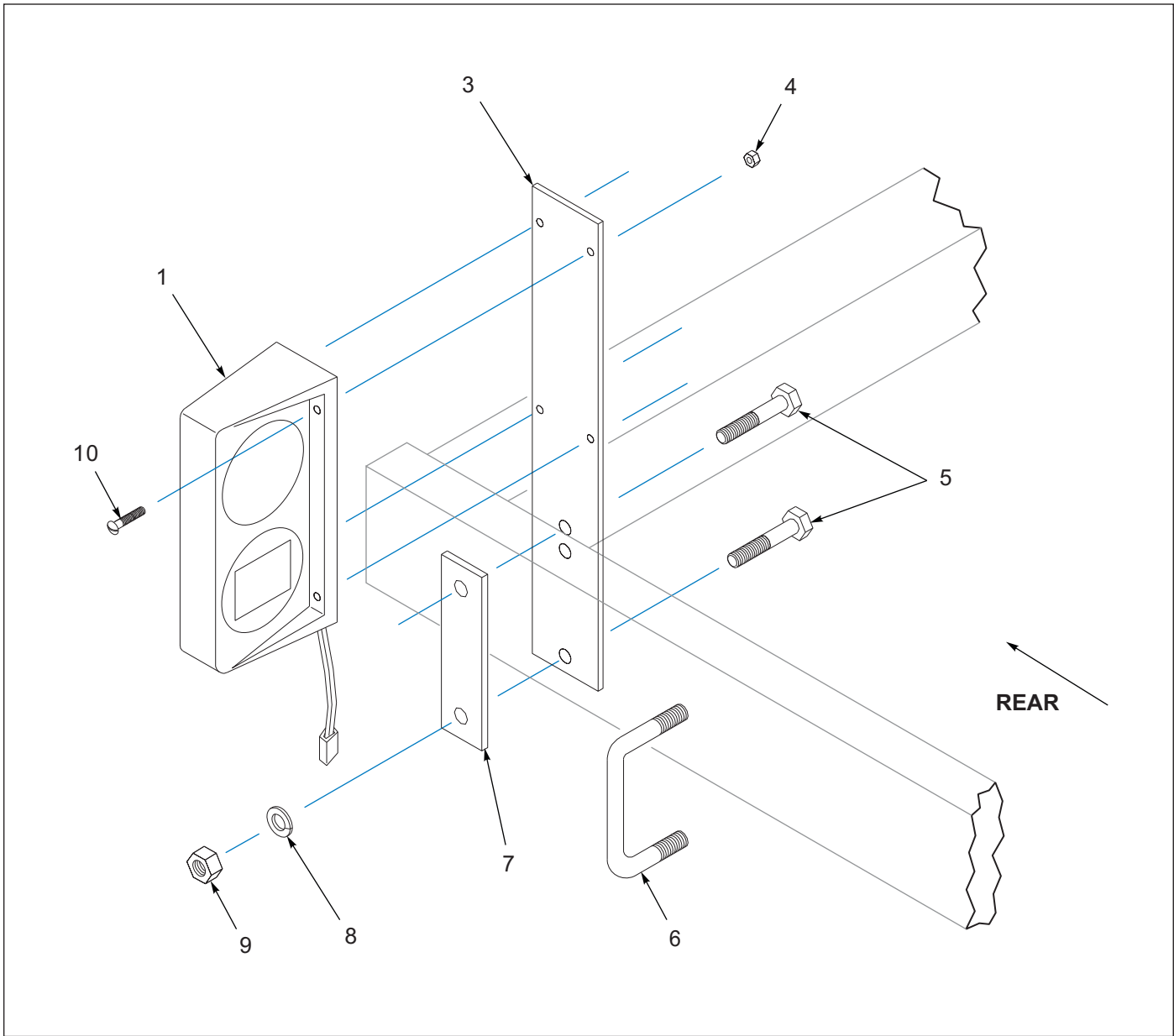


Figure 1-32: Warning Lamp Assembly (BEFORE 08/01/2013)

Warning Lamp Assembly (BEFORE 08/01/2013)

ITEM	PART NUMBER	DESCRIPTION	QTY
1	4K773	RH DUAL LAMP (SHOWN)	1
2	4K772	LH DUAL LAMP (NOT SHOWN)	1
3	4K871	MOUNTING STRAP	2
4	108417	NUT, SPIRAL 1/4-20HX FG	8
5	1-654-010055-11	SCREW, HX CP 1/2-13UNC X 3-1/2	4
6	5J915	U-BOLT, 1/2-13 X 3-1/4 X 4 9/16	2
7	3J662	STRAP	2
8	1-861-010034-13	WASHER, LKG HLCL SPR, 1/2	4
9	1-512-010007-09	NUT, HEX 1/2-13, ZP	4
10	4K782	MACHINE SCREW, 1/4-20 X 1-1/4	8

2J674L Hydraulic Cylinder, 3 x 8 - Lion - 671654

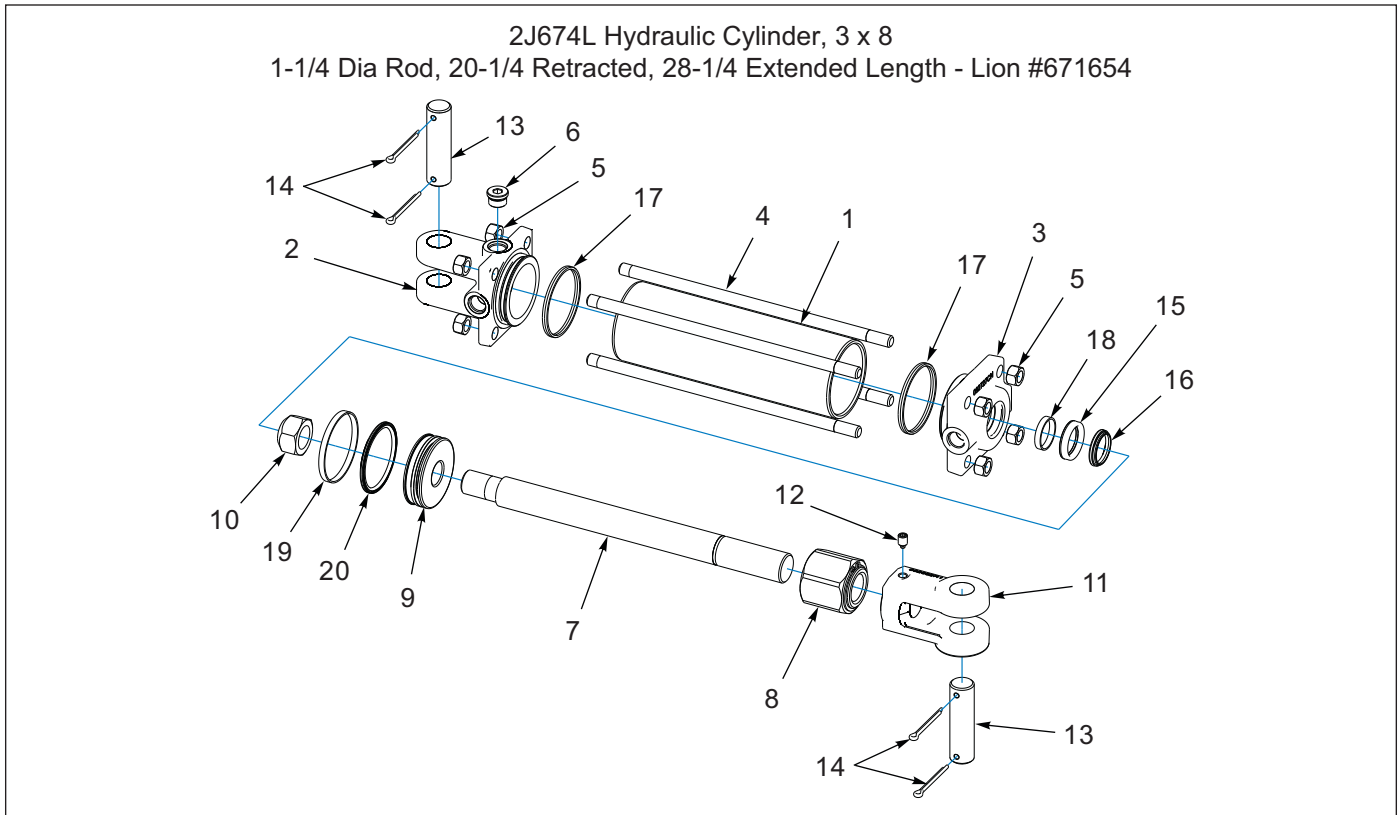


Figure 1-33: 2J674L Hydraulic Cylinder, 3 x 8 - Lion - 671654

2J674L Hydraulic Cylinder, 3 x 8 - Lion - 671654

ITEM	PART NUMBER	DESCRIPTION	QTY
	2J674	HYD CYLINDER - 3 X 8 (LION - 671654)	1
1	-----	TUBE	1
2	-----	CLEVIS CAP	1
3	-----	ROD CAP	1
4	-----	TIE ROD	4
5	1-512-010007-09	NUT,HEX 1/2-13,ZP	8
6	-----	PLUG,SOCKET HEAD 3/4-16	1
7	-----	ROD	1
8	-----	STROKE CONTROL ASSEMBLY	1
9	-----	PISTON	1
10	-----	NUT, LOCK 1.0-14 GRB	1
11	2P737	ROD CLEVIS 1" PIN X 1.25-12 X 2.625 (INCLUDES ITEMS 12)	1
12	1P443	SET SCREWS,3/8-16 X 1/2 NYLON TIP	1
13	5J650	PIN, 1.0 X 3.625 H2	2
14	110-4224	PIN,COTTER 3/16 X 2IN LG	4
15	-----	SEAL,HALLITE 605 ROD 1-1/4 D	1
16	-----	SEAL WIPER ROD, 1.250 METAL E	1
17	-----	SEAL,BU#232 19PI-232	2
18	-----	O-RING,232 (2.75X3) BUNAN D9	2
19	-----	SEAL,PTFE PISTON RING 3 DIA	1
20	-----	WEAR RING,3.00-2.75-.25-GFN	1
21	1P743	SEAL KIT (INCLUDES ITEMS 15-20)	1

2J674P Hydraulic Cylinder, 3 x 8 - Prince

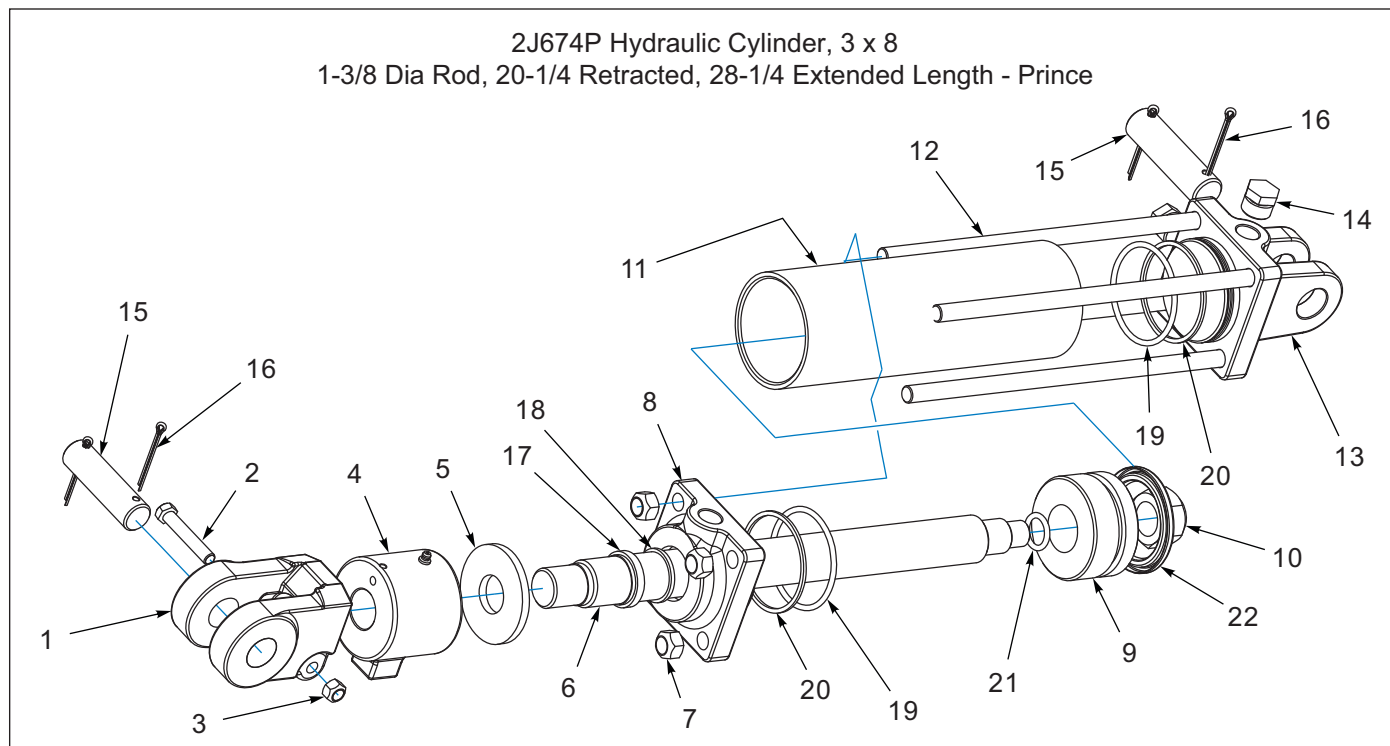


Figure 1-34: 2J674P Hydraulic Cylinder, 3 x 8 - Prince

2J674P Hydraulic Cylinder, 3 x 8 - Prince

ITEM	PART NUMBER	DESCRIPTION	QTY
	2J674	HYD CYLINDER - 3 X 8 (PRINCE) (BD-0564)	1
1	9D481	ROD END CLEVIS	1
2	1-654-010051-10	HHCS, 3/8-16 NC X 2 1/4" LONG GR. 5	1
3	1-512-010005-05	HEX NUT, SLFLKG GRB 3/8-16	1
4	7K943	STROKE CONTROL ASSEMBLY	1
5	5J170	DUST COVER	1
6	7K942	PISTON ROD	1
7	2C112	HEX NUT, 1/2-13 NC - HEAVY	4
8	7K931	GLAND (WITH PORT REQUIRING O-RING FITTING)	1
9	7K930	PISTON	1
10	-----	LOCKNUT, 1-14 UNF, SELF LOCKING	1
11	-----	TUBE	1
12	7K934	TIE ROD	4
13	7J049	BASE (WITH PORTS REQUIRING O-RING FITTINGS)	1
14	1-007-010025	PLUG, 3/4-16 O-RING BOSS	3
15	5J650	CLEVIS PIN	2
16	110-4224	PIN,COTTER 3/16 X 2IN LG	4
17	-----	ROD WIPER	1
18	-----	U-CUP	1
19	-----	O-RING	2
20	-----	BACK-UP WASHER	2
21	-----	O-RING	1
22	-----	CROWNSEAL	1
23	7K926	SEAL KIT FOR 2J674/5J280/6J216 (INCLUDES ITEMS 17-22)	1

2J674M Hydraulic Cylinder, 3 x 8 - Midway

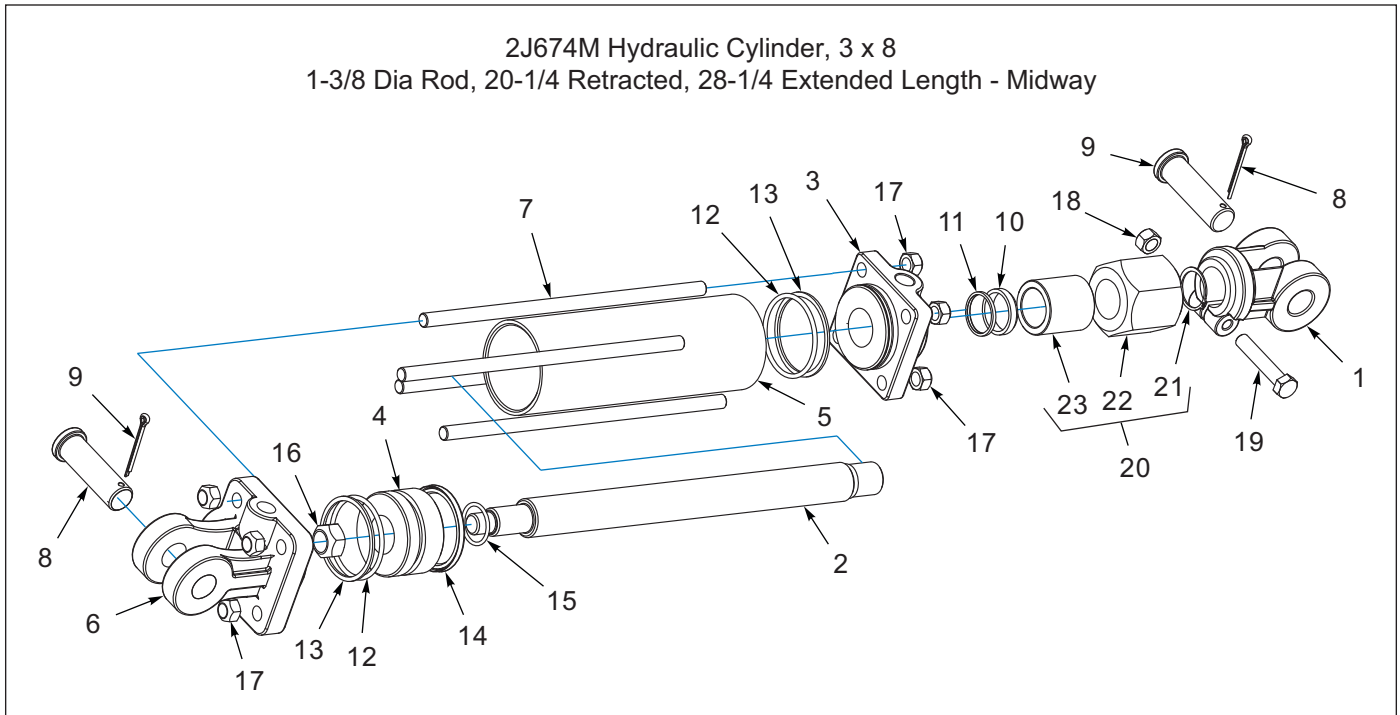


Figure 1-35: 2J674M Hydraulic Cylinder, 3 x 8 - Midway

2J674M Hydraulic Cylinder, 3 x 8 - Midway

ITEM	PART NUMBER	DESCRIPTION	QTY
	2J674	HYD CYLINDER - 3 X 8 (DISCONTINUED) (DHC 300-80125 EBCS)	1
1	9K484	CLEVIS	1
2	9K483	ROD	1
3	9K482	HEAD	1
4	9K481	PISTON	1
5	9K480	TUBE	1
6	9K479	BASE	1
7	9K478	TIE ROD	4
8	9K038	CLEVIS PIN	2
9	110-4224	PIN,COTTER 3/16 X 2IN LG	2
10	-----	ROD WIPER	1
11	-----	U-CUP	1
12	-----	O-RING	2
13	-----	BACK-UP	2
14	-----	CROWN SEAL	1
15	-----	O-RING	1
16	-----	PISTON NUT,	1
17	9K485	TIE ROD NUT,	8
18	1-512-010005-05	CLEVIS NUT, 3/8-16 NC STOVER GR. B PLATED	1
19	7C937	HHCS, 3/8-16 NC X 1 3/4" SOCKET HD.	1
20	9K486	COLLAR ASSEMBLY (INCLUDES ITEMS 21-23)	1
21	9K489	RETAINER	1
22	9K488	HEX COLLAR	1
23	9K487	ROD COLLAR	1
24	9K490	SEAL KIT (INCLUDES ITEMS 10-15)	1

5J280P Hydraulic Cylinder, 3 x 8 - Prince (BD-0566)

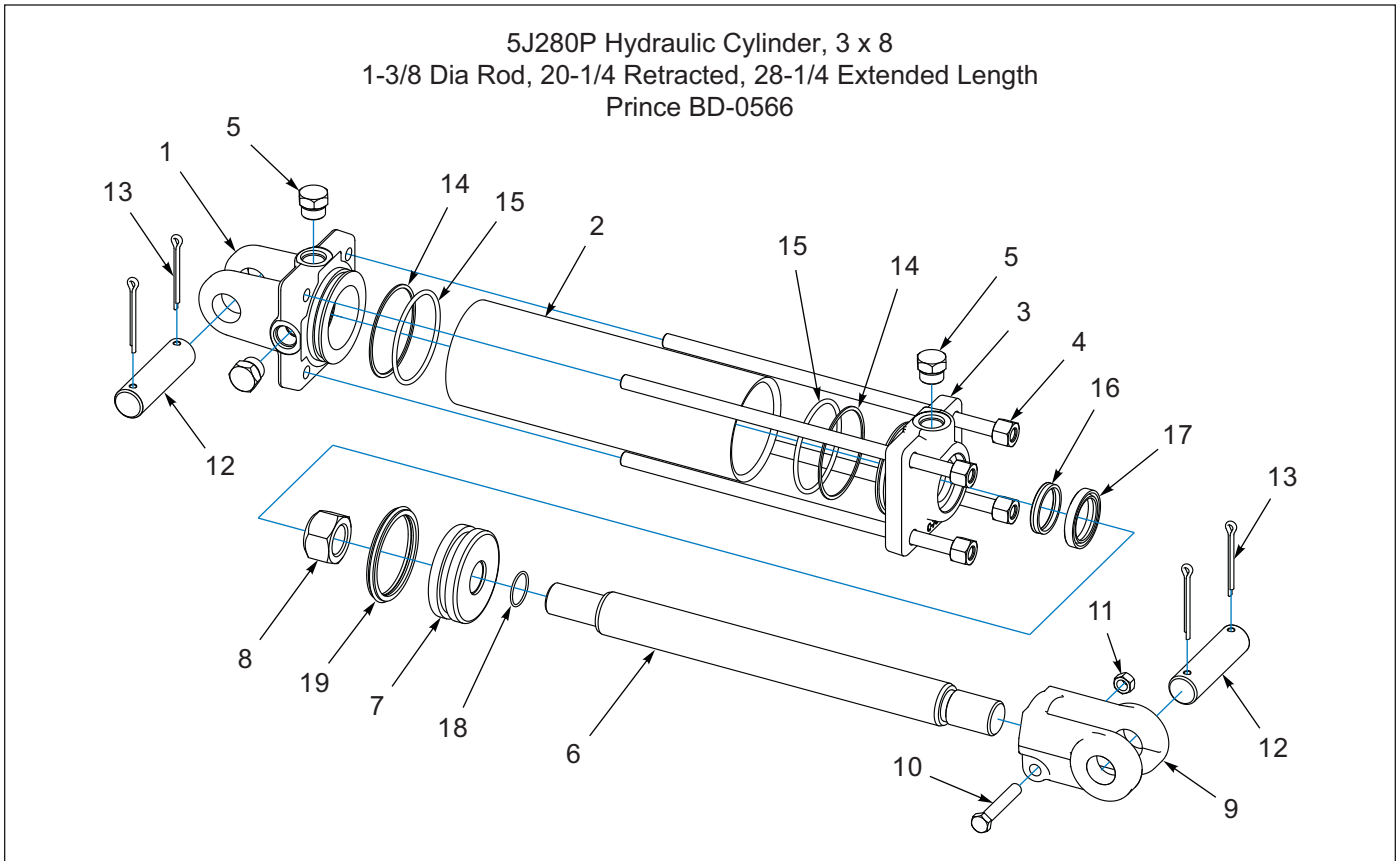


Figure 1-36: 5J280P Hydraulic Cylinder, 3 x 8 - Prince (BD-0566)

5J280P Hydraulic Cylinder, 3 x 8 - Prince (BD-0566)

ITEM	PART NUMBER	DESCRIPTION	QTY
	5J280	HYDRAULIC CYLINDER, 3 X 8 (PRINCE BD-0566)	1
1	-----	BASE CLEVIS	1
2	-----	TUBE	1
3	-----	ROD CAP	1
4	-----	TIE ROD ASSEMBLY	1
5	1-007-010025	PLUG, 3/4-16 O-RING BOSS	1
6	-----	PISTON ROD	1
7	7K930	PISTON	1
8	-----	PISTON NUT	1
9	9D481	ROD CLEVIS (INCLUDES ITEMS 10 AND 11)	1
10	1-654-010051-10	SCREW, HX CP 3/8-16 X 2-1/4 GR5	1
11	1-512-010005-05	NUT. HEX SLFLKG GRB 3/8-16	2
12	5J650	PIN, 1.0 X 3.625 H2	2
13	110-4224	PIN,COTTER 3/16 X 2IN LG	1
14	-----	B/U WASHER	2
15	-----	O-RING	2
16	-----	U-CUP	1
17	-----	ROD WIPER	1
18	-----	PISTON O-RING	1
19	-----	PISTON SEAL	1
20	7K926	PMCK-BD-0565 SEAL KIT (INCLUDES ITEMS 14-19)	1

5J280P Hydraulic Cylinder, 3 x 8 - Prince (A300080ABAAA07B)

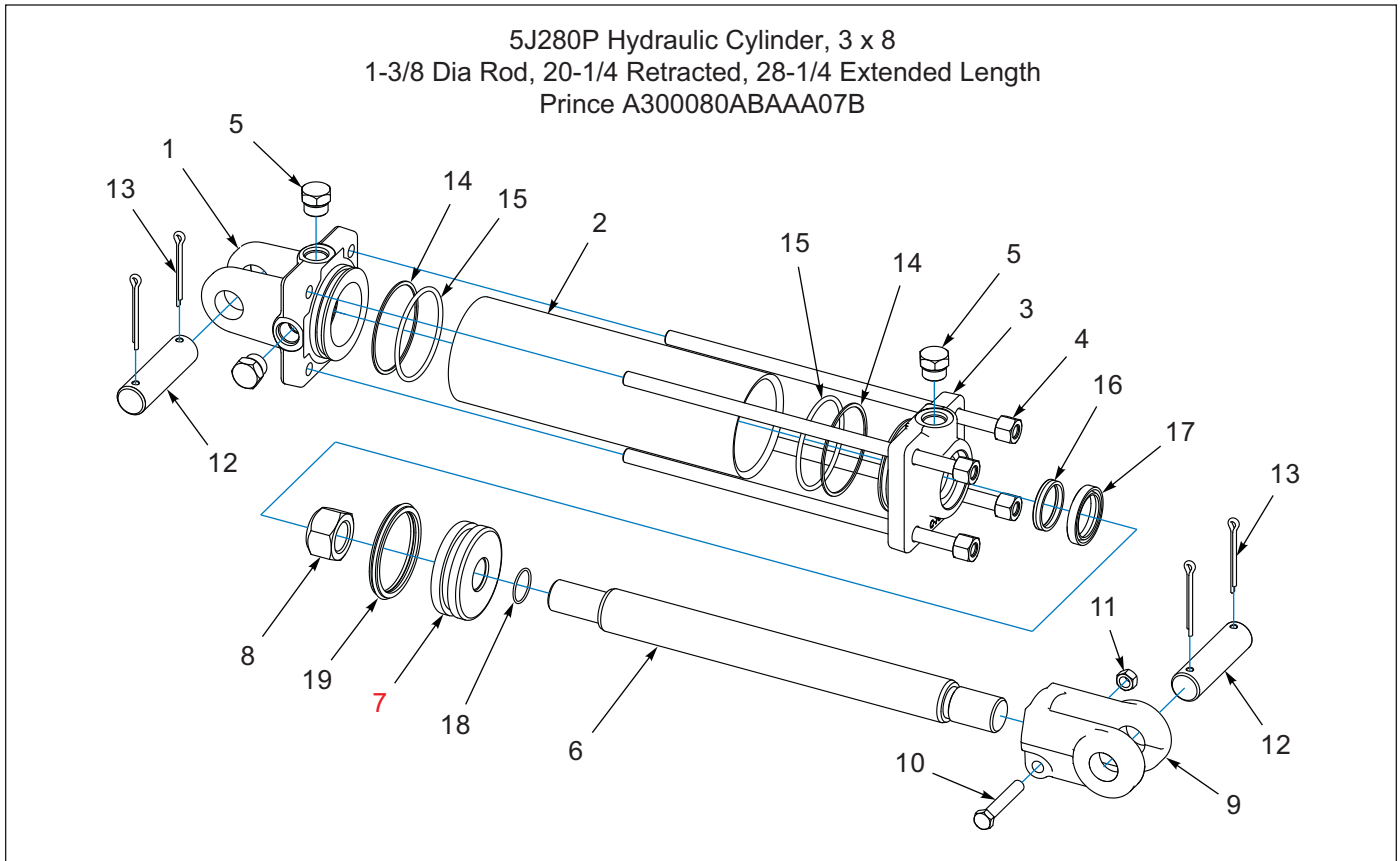


Figure 1-37: 5J280P Hydraulic Cylinder, 3 x 8 - Prince (A300080ABAAA07B)

5J280P Hydraulic Cylinder, 3 x 8 - Prince (A300080ABAAA07B)

ITEM	PART NUMBER	DESCRIPTION	QTY
	5J280	HYDRAULIC CYLINDER, 3 X 8 (PRINCE A300080ABAAA07B)	1
1	-----	BASE CLEVIS	1
2	-----	TUBE	1
3	-----	ROD CAP	1
4	-----	TIE ROD STUD W/ HEX NUT	1
5	1-007-010025	PLUG, 3/4-16 O-RING BOSS	1
6	-----	PISTON ROD	1
7	-----	PISTON	1
8	-----	PISTON NUT	1
9	9D481	ROD CLEVIS (INCLUDES ITEMS 10 AND 11)	1
10	1-654-010051-10	SCREW, HX CP 3/8-16 X 2-1/4 GR5	1
11	1-512-010005-05	NUT. HEX SLFLKG GRB 3/8-16	2
12	5J650	PIN, 1.0 X 3.625 H2	2
13	110-4224	PIN,COTTER 3/16 X 2IN LG	1
14	-----	B/U WASHER	2
15	-----	O-RING	2
16	-----	U-CUP	1
17	-----	ROD WIPER	1
18	-----	PISTON O-RING	1
19	-----	PISTON SEAL	1
20	147371	PMCK-B300000 SEAL KIT (INCLUDES ITEMS 14-19)	1

5J280L Hydraulic Cylinder, 3 x 8 - Lion

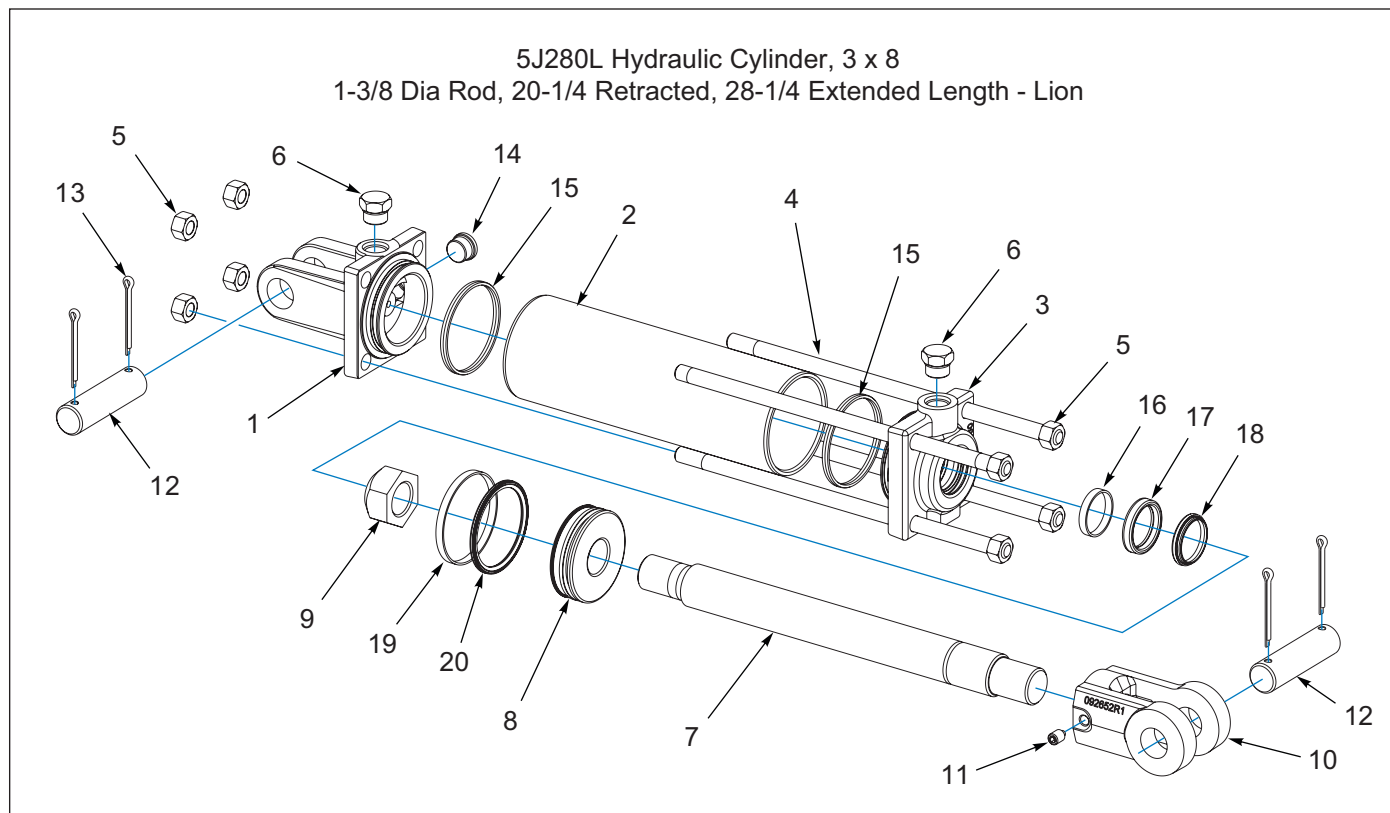


Figure 1-38: 5J280L Hydraulic Cylinder, 3 x 8 - Lion

5J280L Hydraulic Cylinder, 3 x 8 - Lion

ITEM	PART NUMBER	DESCRIPTION	QTY
	5J280	HYDRAULIC CYLINDER, 3 X 8 (LION)	1
1	-----	BASE CLEVIS	1
2	-----	TUBE	1
3	-----	ROD CAP	1
4	-----	TIE ROD	1
5	-----	TIE ROD NUT	8
6	1-007-010025	PLUG, 3/4-16 O-RING BOSS	1
7	-----	PISTON ROD	1
8	-----	PISTON	1
9	-----	PISTON NUT	1
10	2P737	ROD CLEVIS (INCLUDES ITEMS 10 AND 11)	1
11	1P443	SET SCREW, 3/8-16 X 1/2 NYL	1
12	5J650	PIN, 1.0 X 3.625 H2	2
13	110-4224	110-4224	4
14	121029	PLUG #8 SAE M O-R BOSS HX SKT	1
15	-----	SEAL,BU#232 19PI-232	1
16	-----	O-RING,232 (2.75X3) BUNAN D9	1
17	-----	SEAL,HALLITE 605 ROD 1-1/4D	1
18	-----	SEAL ROD WIPER	1
19	-----	SEAL, PISTON RING	1
20	-----	WEAR RING	1
21	258824	SEAL KIT, LION 5J280L (INCLUDES ITEMS 15-20)	1

Decals

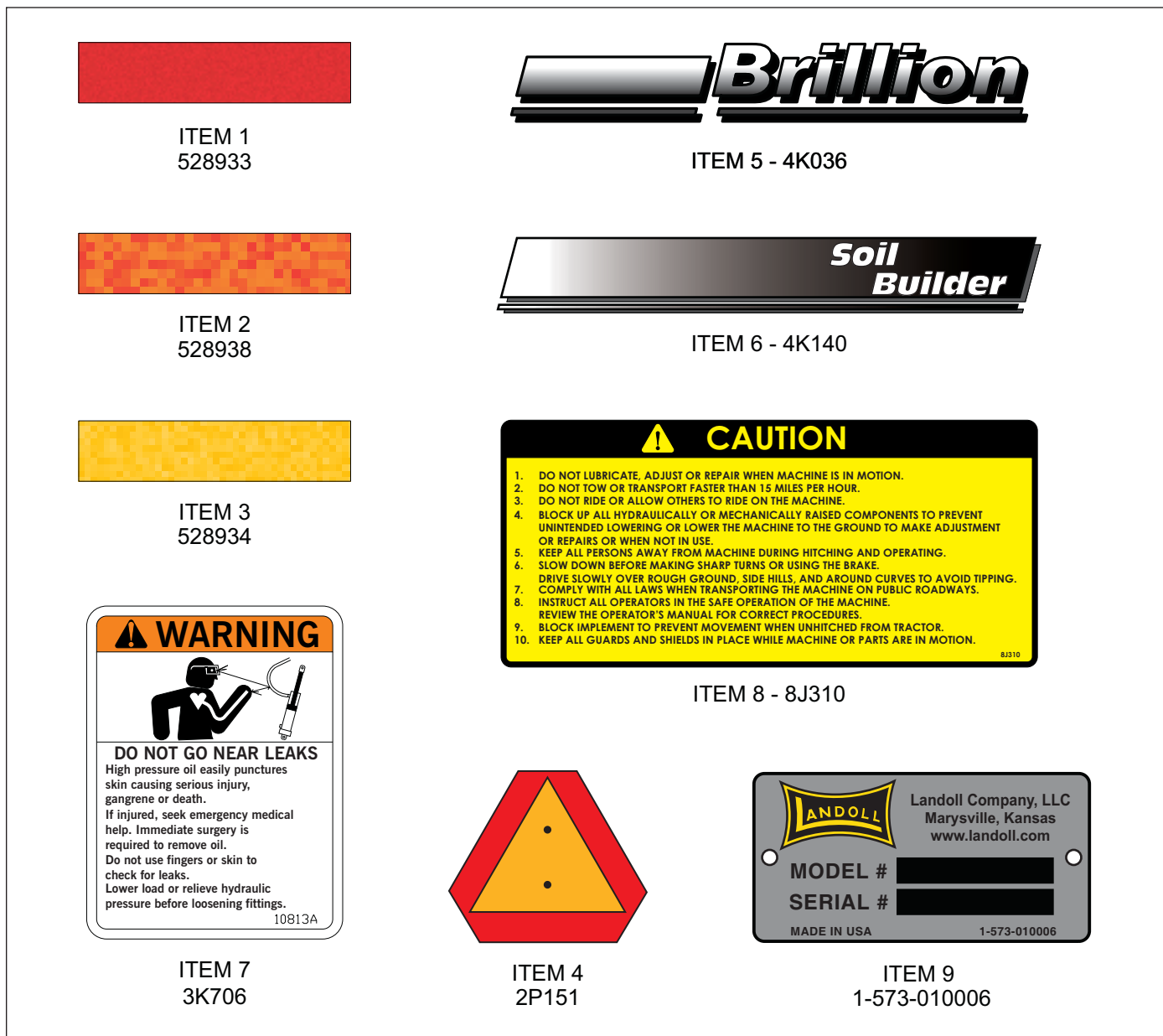
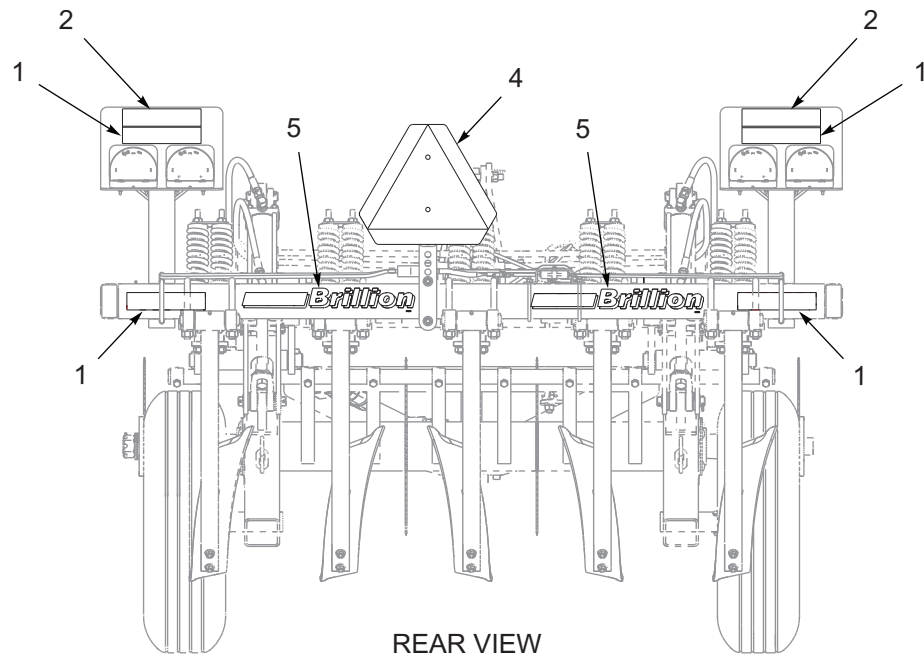


Figure 1-39: Decals

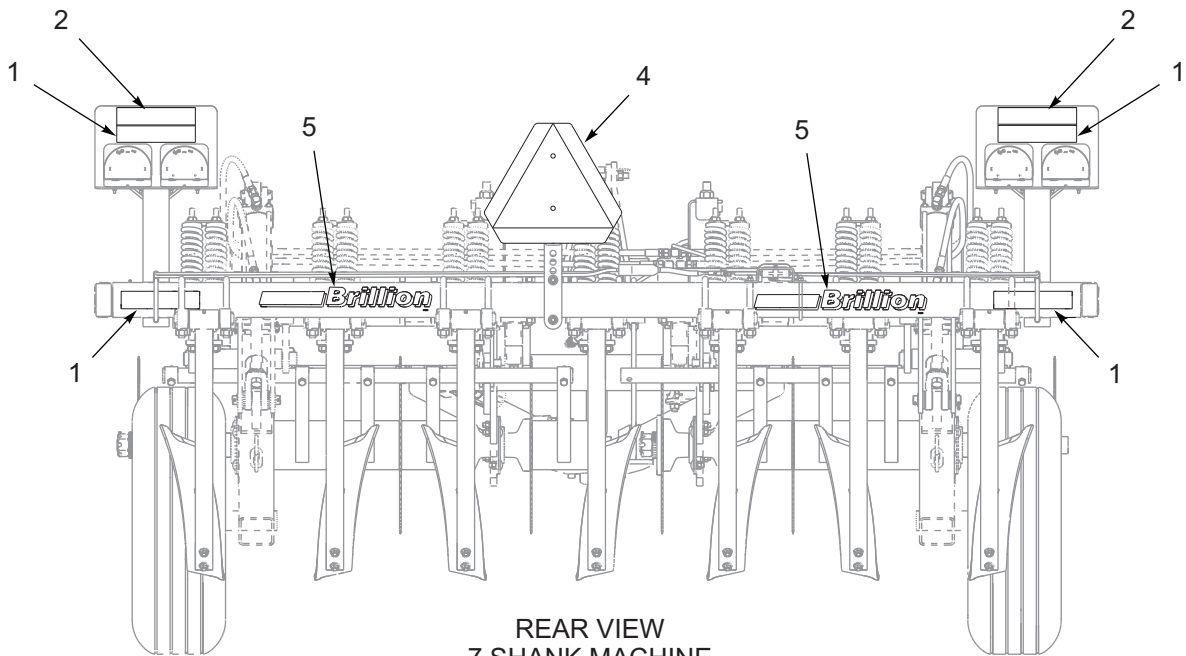
Decals

ITEM	PART NUMBER	DESCRIPTION	QTY
1	528933	REFLECTOR - RED	4
2	528938	STRIPE, ORANGE	2
3	528934	REFLECTOR - YELLOW	2
4	2P151	SMV W/BACKET	1
5	4K036	DECAL-BRILLION (2 3/4 X 20)	4
6	4K140	DECAL - "SOIL BUILDER"	2
7	3K706	DECAL-WARNING HYDRAULIC LEAKS	1
8	8J310	DECAL - CAUTION	1
9	1-573-010006	PLACARD, NAME	1
10	107-0814	RIVET 1/8X1/8 A LUM POP (HARDWARE FOR ITEM 9)	2

Decal Locations



REAR VIEW
5 SHANK MACHINE



REAR VIEW
7 SHANK MACHINE

Figure 1-40: Decal Locations (Rear View)

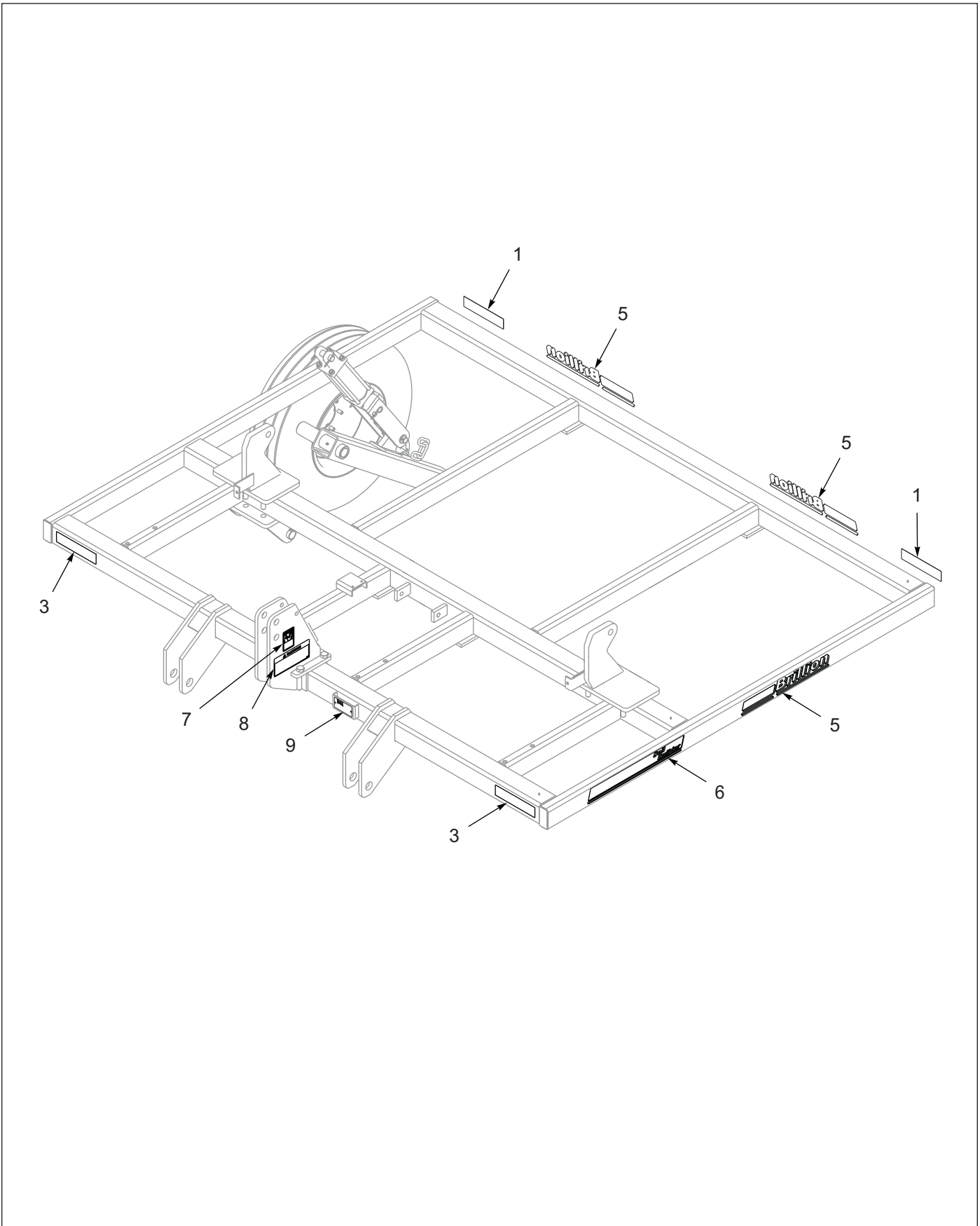


Figure 1-41: Decal Locations on Frame

Glossary

For clarity this glossary of industry standard abbreviations and their definitions are provided.

A

ASM Assembly

B

BATT Battery
BHSC Button Head Socket Cap
BLK Black

C

CB Carriage Bolt
CONN Connector
CRG Carriage
CTSK Countersunk
CTWT Counterweight
CVR Cover
CYD Cylinder

D

DBL Double
DIA Diameter

E

ENCLSD Enclosed

F

FHCS Flanged Head Cap Screw
FHHCS Flanged Hex Head Cap Screw
FL OR FLG Flange
FLT Flat

G

GA Gauge

H

HHCS Hex Head Cap Screw
HCS High Carbon Steel
HD Head
HLCL Helical
HCSKT Hex Socket
HSFC Hex Socket Flat Countersunk
HYD Hydraulic

I

ID Inside Diameter

L

LH Lefthand
LKG OR LOCK Locking
LWR Lower

M

MANF Manifold
MNT Mount

N

NRW Narrow
 ----- Not Serviced Separately

O

OD Outside Diameter
OHG Overhead Guard
ORFS OR ORS O-Ring Seal
ORP OR ORB O-Ring Boss

P

P-STEER Power Steering
PTFE Polytetrafluoroethylene (Teflon)

R

RH Righthand
RND Round

S

SER Series
SHCS Socket Head Cap Screw
SHLD Shield
SKT Socket
SLFLKG Selflocking
SOC Socket
SPDT Single Pole Double Throw
SPR Spring
SQ Square
SRTD Serrated
SSCR Setscrew
SST Stainless Steel
STD Standard

U

UPR Upper

W

WHL Wheel
WLD OR WLDMT Weldment

Numerics

1/2-13X2-1/2PLW	1-17	1-512-010007-07	1-33, 1-35
1/2-13X3PLOW	1-17	1-512-010007-09	1-26, 1-27, 1-28, 1-29, 1-30, 1-31, 1-42, 1-43
1-007-010025	1-44, 1-46, 1-47, 1-48	1-512-010007-11	1-3, 1-5, 1-11, 1-15, 1-19, 1-21, 1-23, 1-24
100823	1-12	1-512-010007-12	1-3, 1-5, 1-13, 1-15, 1-23
100855	1-3, 1-5	1-516-010001-20	1-8
101385	1-11	1-516-010001-27	1-29, 1-30, 1-31
104032	1-39, 1-41	154172	1-24
105-0093	1-11	1-557-010327	1-11
105874	1-39, 1-41	1-557-010362-51	1-8
107-0814	1-50	1-557-010362-63	1-11
1-076-010007	1-8	1-557-010362-65	1-29, 1-30, 1-31
1-076-010010	1-8	1-573-010006	1-50
108417	1-42	159569	1-32, 1-33, 1-34, 1-35
110-0351	1-19, 1-21, 1-23	164678	1-39, 1-41
110-4224	1-3, 1-5, 1-43, 1-44, 1-45, 1-46, 1-47, 1-48	1-647-010004217	1-15
1-116-010019	1-11	1-654-010047-08	1-39, 1-41
1-161-010003	1-8	1-654-010047-10	1-33, 1-35
120876	1-3, 1-5	1-654-010049-05	1-39, 1-41
1-298-010001-1	1-6, 1-7, 1-8, 1-15, 1-19, 1-21, 1-23	1-654-010051-07	1-33, 1-35
139213	1-36	1-654-010051-10	1-44, 1-46, 1-47
141433	1-11	1-654-010051-13	1-6, 1-7
141776	1-15	1-654-010055-07	1-26, 1-27, 1-28
141828	1-32, 1-34, 1-36	1-654-010055-11	1-42
1422176	1-36	1-654-010059-05	1-3, 1-5, 1-11
147072	1-3, 1-5	1-654-010059-17	1-3, 1-5
1-512-010005-01	1-39, 1-41	1-654-010059-21	1-16
1-512-010005-05	1-6, 1-7, 1-44, 1-45, 1-46, 1-47	1-654-010059-26	1-19, 1-21
1-512-010005-13	1-15, 1-16, 1-23	1-654-010061-04	1-23
1-512-010005-15	1-16	1-654-010061-19	1-23
1-512-010005-17	1-24, 1-25	1-654-010061-20	1-16
1-512-010005-19	1-11	1-654-010070-02	1-29, 1-30, 1-31
1-512-010007-05	1-33, 1-35	1-654-010070-05	1-26, 1-27, 1-28, 1-29, 1-30, 1-31

171846	1-6	2C643	1-23
171847	1-7	2J091	1-15
172922	1-25	2J092	1-15
174435	1-39, 1-41	2J094	1-15
174436	1-39, 1-41	2J096	1-15
174437	1-39, 1-41	2J644	1-13, 1-16
178506	1-39, 1-41	2J667	1-24, 1-25
178507	1-39, 1-41	2J674	1-3, 1-5, 1-32, 1-34, 1-43, 1-44, 1-45
178516	1-39, 1-41	2J682	1-24, 1-25
178525	1-39, 1-41	2J683	1-24, 1-25
178554	1-39, 1-41	2J689	1-19, 1-21, 1-24
1-861-010032-06	1-33, 1-35	2J696	1-3, 1-5
1-861-010032-09	1-39, 1-41	2J697	1-11, 1-12
1-861-010032-11	1-33, 1-35	2J717	1-26, 1-27, 1-28
1-861-010032-19	1-11	2J724	1-3, 1-5
1-861-010032-20	1-19, 1-21, 1-23	2J734	1-3, 1-5, 1-6
1-861-010032-21	1-17	2J736	1-3, 1-5
1-861-010032-24	1-3, 1-5, 1-8, 1-11	2J742	1-6, 1-7
1-861-010032-32	1-29, 1-30, 1-31	2J746	1-3, 1-5, 1-7
1-861-010034-09	1-33, 1-35	2J753	1-3, 1-5
1-861-010034-11	1-33, 1-35	2J764	1-12
1-861-010034-13	1-26, 1-27, 1-28, 1-29, 1-30, 1-31, 1-42	2J765	1-12
1-861-010034-15	1-3, 1-5, 1-11, 1-15, 1-16, 1-19, 1-21, 1-23, 1-24	2J776	1-11
1-861-010034-17	1-3, 1-5, 1-13, 1-15, 1-16, 1-23	2J777	1-11
1K724	1-13	2J784	1-11
1P443	1-43	2J785	1-11
1P743	1-43	2J817	1-3, 1-5
202702-8-8S	1-32, 1-34, 1-36	2J819	1-3, 1-5
2033-8-8S	1-32, 1-34	2J820	1-3, 1-5
2062-8-8S	1-32, 1-34, 1-36	2J822	1-24
2071-8-8S	1-32, 1-34	2J830	1-12
2107649	1-8	2J831	1-3, 1-5
258299	1-11	2J835	1-24
2C112	1-44	2J840	1-21, 1-23
		2J844	1-19, 1-21, 1-24
		2J847	1-3, 1-5

2K116	1-16	4J648	1-26, 1-29
2K741	1-17	4J651	1-29
2P151	1-39, 1-41, 1-50	4J675	1-15
2P252	1-39, 1-41	4J681	1-13, 1-15
2P253	1-39, 1-41	4K036	1-50
2P464	1-32, 1-33, 1-34, 1-35	4K076	1-15
2P737	1-43	4K140	1-50
3J100	1-5	4K552	1-17
3J128	1-29, 1-30, 1-31	4K772	1-42
3J129	1-29, 1-30, 1-31	4K773	1-42
3J130	1-29, 1-30, 1-31	4K782	1-42
3J131	1-29, 1-30, 1-31	4K871	1-42
3J133	1-29, 1-30, 1-31	528933	1-39, 1-41, 1-50
3J134	1-21, 1-23, 1-27	528934	1-39, 1-41, 1-50
3J135	1-21, 1-23, 1-28	528938	1-39, 1-41, 1-50
3J136	1-27, 1-28	5C100	1-3, 1-5
3J137	1-27, 1-30	5J170	1-44
3J138	1-28, 1-31	5J280	1-23, 1-36, 1-46, 1-47, 1-48
3J451	1-23	5J572	1-3, 1-5
3J562	1-39, 1-41	5J650	1-43, 1-44, 1-46, 1-47
3J608	1-11	5J915	1-42
3J662	1-42	66826	1-17
3J753	1-30	66827	1-17
3J754	1-31	6D234	1-16
3J880	1-11	6D274	1-19, 1-21, 1-23
3J891	1-11	6D280	1-15, 1-16
3J971	1-13, 1-16	6D298	1-16
3K045	1-29, 1-30, 1-31	6D309	1-19, 1-21, 1-23
3K706	1-50	6D312	1-9
415	1-9	6D333	1-11
4C856	1-3, 1-5	6D336	1-8
4D100	1-11	6D338	1-8
4J293	1-13	6D362	1-15
4J591	1-3	6D409	1-15
4J594	1-19, 1-26	6D529	1-11
4J647	1-26	6J459	1-15

6J765	1-8	9K038	1-45
6J766	1-6, 1-7, 1-8	9K478	1-45
6K919	1-3, 1-5, 1-9	9K479	1-45
6K921	1-9	9K480	1-45
712099	1-8	9K481	1-45
71508979	1-35	9K482	1-45
71508992	1-32, 1-33, 1-34, 1-35	9K483	1-45
7C076	1-3, 1-5	9K484	1-45
7C937	1-45	9K485	1-45
7C940	1-12	9K486	1-45
7D590	1-19, 1-21, 1-23	9K487	1-45
7J049	1-44	9K488	1-45
7J397	1-23	9K489	1-45
7J398	1-23	9K490	1-45
7J408	1-23		
7J415	1-23	F	
7J419	1-25		
7J420	1-25	F-895	4-1
7J421	1-23, 1-25		
7J422	1-23		
7J423	1-23		
7K926	1-44, 1-46		
7K930	1-44, 1-46, 1-47, 1-48		
7K931	1-44		
7K934	1-44		
7K942	1-44		
7K943	1-44		
8D590	1-12		
8J130	1-15		
8J310	1-50		
8J790	1-9		
8J791	1-9		
9D283	1-33, 1-35		
9D481	1-44, 1-46, 1-47		
9D653	1-23		
9D989	1-21, 1-23		

Instructions for Ordering Parts

**** Repair parts must be ordered through an Authorized Dealer ****

DEALER INSTRUCTIONS FOR ORDERING PARTS FROM LANDOLL PARTS DISTRIBUTION CENTER

Phone: 800-423-4320 or 785-562-5381

Fax: 888-527-3909

Order online: dealer.landoll.com

DATA PLATE

The Data Plate, which lists the model number and serial number, is located on the front of the frame.

SERIAL NUMBER

The following information will help decode the Landoll serial number.

SBF2200100 = xxmysssss

xx	= model series (i.e. "SB" for all Soil Builders)
m	= month of manufacture (ex. "F" means June. The letter I is not used.)
yy	= last digits of the year manufactured (ex. "22" means 2020)
sssss	= Sequential number used to track warranty and service information.




Figure: Data Plate

Manuals for Soil Builder (CD53-1, CD73-1 and HCD73-1)

Manual Number	Manual Type
2J757	Operator's Manual
3J161	Parts Manual

Document Control Revision Log:

Date	Form #	Improvement(s): Description and Comments
07/07/08	482rev0708	Latest Release
06/2014	482rev0614	Added LED Warning Lights, Update Drawings
05/2026	3J161-2605	New Template ECN 51831 - Drawbar Jack Removed Discontinued: 2J674C Cylinder, NLA Points ECN 52014 - Hyd Cylinders 5J280L, 5J280P (A300080ABAAA07B)



intertek

Equipment from Landoll Company, LLC is built to exacting standards ensured by ISO 9001:2015 registration at all Landoll manufacturing facilities.

SOIL BUILDER
Coulter Chisel
Models: CD53-1, CD73-1, HCD73-1
Parts Manual

Re-Order Part Number 3J161

LANDOLL COMPANY, LLC

1900 North Street

Marysville, Kansas 66508

(785) 562-5381

800-428-5655 ~ WWW.LANDOLL.COM



Copyright 2026. Landoll Company, LLC

“All rights reserved, including the right to reproduce this material or portions thereof in any form.”

